



Government of Karnataka

Department of Agriculture

Haveri\_District



## **Watershed Development Component WDC-2.0 Detailed Project Report (DPR)**

**Project Name : Yerekuppi Sub Watershed WDC 07/2021-22)**

**Taluk : Ranebennur**

**District : Haveri**

## Index

<b>Chapter</b>	<b>Content</b>	<b>Page</b>
	<b>Executive Summary</b>	3-7
<b>1</b>	<b>Introduction and Background</b>	8
<b>2</b>	<b>General Description of Project Area</b>	9-16
<b>3</b>	<b>Baseline Survey</b>	17-161
<b>4</b>	<b>Institution Building and Project Management</b>	162-1623
<b>5</b>	<b>Management/Action Plan</b>	1624-1633
<b>6</b>	<b>Capacity Building Plan</b>	1634-1637
<b>7</b>	<b>Phasing of Programme and Budgeting</b>	1638-1707
<b>8</b>	<b>Consolidation Exit Strategy</b>	1708-1711
<b>9</b>	<b>Expected Outcome</b>	1712-1759

## Executive Summary

### 1.1 Brief about area:

Yarekuppi sub watershed (4D4C2G, 4D4C5T) situated in Ranebennur taluk of Haveri district comprises of fifteen (15) micro watersheds with the total treatable area of 6658.00 ha. It is 08 KM away from the taluk head quarters and 35 KM away from the district head quarters Haveri. The area is spread over eleven villages namely Ranebennur, Halageri, Benakanakonda, Yarekuppi, Laxmapur, Tirumaladevarakoppa, Ukkunda, Saravanda, joisharalahalli, Asundi and Hulihalli and five grama panchayats namely Halageri, Benakanakonda, Ukkunda, Joisharalahalli, Asundi and one municipal namely Ranebennur.. The Yarekuppi sub watershed area is the most backward area in the taluk with the average annual rainfall of 667 mm. The sub watershed lies between 14°35'52.35" to 14°42'24.42" towards North and 75°43'59.51" to 75°45'27.37" towards East. More than 80 percent of the area is under rainfed. The major field crops grown are maize, cotton, jowar, paddy and pulses. Major part of the watershed area is cropped during kharif season and least area is covered during rabi. The cropping intensity is less than 1. The major horticulture crops grown are coconut and mango. The black buck sanctuary, which is reserve forest also lies in the sub watershed area. This area is characterised by the red soil with the average slope of 3 percent and the soils are of less productivity. The soils of the area are deficit in nitrogen, phosphorous and rich in potassium. Many land less people, small and marginal farmers, low soil productivity and down trodden people are important factors where the project has to look into. By the implementation of Watershed development components of PMKSY WDC 2.0 there is lot of scope to improve the productivity of the crops and also to improve the under ground water table so as to increase the protective irrigation area. There is lot of scope to improve the biomass production through the horticulture and agro forestry programme and also to improve the livelihood of farmers by the supplementary income from these two sectors. By involving the SHGs and UG groups implementation of the income generation activities and production systems will be very effective.

### 1.2 Institutional arrangements:

A sector can only prepare and manage its programme properly if all institutions are appropriately involved in the tree main phase namely Planning, Implementation and Consolidation. Although this is normal for organisations like government departments it is also true for all other institutions that are indirectly implicated and will affect in one way or the other.

Under Integrated watershed development programme the following institutions are involved

- A) State level:** A dedicated State Level Nodal Agency (SLNA) (Department / Mission /Society/ Authority) will be constituted by the State Government. This is headed by the Development Commissioner and it is a multi disciplinary body.
- B) District level:** District Watershed Development Unit (DWDU) In districts, where the area under the watershed development projects is about 25,000 hectare, a separate dedicated unit, called the District Watershed Development Unit (DWDU) will be established at the district level, which will oversee the implementation of watershed programme in each district.
- C) Gram panchayat level:** Panchayats have an important role in planning the watershed development projects at the intermediate level. They can also provide valuable support to PIAs and Gram Panchayats/ Watershed Committees in technical guidance with the help of their subject matter specialists.

**D) Project level:** Project Implementing Agency (PIA) PIAs, who would be responsible for implementation of watershed projects in different districts. Each PIA must put in position a dedicated watershed development team (WDT) with the approval of DWDU.

**E) Institutional Arrangements at the Village Level and People's Participation:**

**Self Help Groups :** The Watershed Committee shall constitute SHGs in the watershed area with the help of WDT from amongst poor, small and marginal farmer households, landless/asset less poor agricultural labourers, women, shepherds and SC/ST persons.

**User Groups:** Watershed committee shall also constitute User Groups in the watershed area with the help of WDT. These shall be homogenous groups of persons most affected by each work/ activity and shall include those having land holdings within the watershed areas. Each User Group shall consist of those who are likely to derive direct benefits from a particular watershed work or activity.

**Watershed Committee (WC) :** The Gram Sabha will constitute the Watershed Committee (WC) to implement the Watershed project with the technical support of the WDT in the village.

**1.3. Salient Project activities:** Yarekuppe sub watershed has unique characteristics and problems and hence its treatment and management would therefore require careful consideration of various site specific factors like topography, nature and depth of soil cover, types of rocks, water absorbing capacity of land, rainfall. For this purpose thematic maps obtained from the Karnataka remote sensing agency are used which have given the details of the slope of the watershed, land use and land cover details, water bodies and the cadastral maps with the details of survey numbers, drainage line, watershed boundaries etc.,. All the works for treatment were planned in a location specific manner through the net planning process. Net planning process involves the traverse survey of each and every survey numbers obtained from the cadastral map. The survey team includes the WDT members, NGO staff, Executive committee members, farmers from the user groups and the members of SHG group. Then PRA exercise was conducted regarding the works planned. Based on the topographical details along with the local demands and socio-economic conditions of the Yarekuppe watershed entire treatment plan was finalised.

The following are the unique features of the Yarekuppe NGWP project

- Ridge to valley principle with multi tier sequenced approach
- Involvement of community based organizations at implementation level
- Cluster approach for the watershed projects
- Scientific planning
- Capacity building
- Co-ordination with other schemes like MGNREGA, PDMC, RKVY PMKSY-OI etc.
- Monitoring, evaluation and learning by the independent out sourced agency
- Support for livelihood activities and production system
- Involvement of gram panchayat/ corresponding institutions as a governance body in addressing the problems



- Encouragement for the fodder production
- Collection of user charges for repair, maintenance and protection of common property resources

#### 1.4. Physical target and financial outlays:

New generation watershed programme of Yarekuppe sub watershed project comprises of fifteen micro watersheds and has total project area of 6658.00 ha with a total budget out lay of 1814.03 (WDC-1464.76, OI-184, MGNREG-165.27) lakhs of which 688.440 lakhs are available for land treatment. After the net planning we have come out with the proper sectoral allocation of funds. As discussed in the salient features based on the location specific activities agriculture sectors allotted with 427.93 lakhs for the bunding activities and 184.00 lakhs for drainage line treatment in all the categories of the land. Horticulture sector has allotted 156.75(WDC-132.75, MGNREG-24) lakhs for planting and bund seeding, Forest sector with the allocation of 140.93 lakhs (WDC-120.93, MGNREG-20) for planting. Other than this the livestock sector has allotted with the 6.82 lakhs for the promotion of fodder development activities. Livelihood activities are allocated 219.714 lakhs. Production systems and micro enterprise are allotted 219.98 lakhs (WDC-219.714, MGNREG-0.27). For the remaining activities funds have been allocated as per the common guidelines.

The distribution of budget for the Yarekuppe sub watershed (NGWP PMKSY-2.0) for the various components therein is given below and is depicted in the

:Fig-1.1

**Table E.1: Budget for various components**

Major head	Sub heads	Percentage of budget	Funds allocated( lakhs)
Administrative	Management cost	10	146.476
	Monitoring & Evaluation	2	29.292
Preparatory works	Entry point activity	2	29.292
	DPR preparation	1	14.647
	Institution & Capacity Building	3	43.942
Watershed works	Natural resource management	47	688.437
	Production system	15	219.714
	Natural resource management & governance	2	29.292
	Livelihood, micro enterprises & business development	15	219.714
	Consolidation works	3	43.942
	<b>Total</b>		<b>100</b>

## Details of Project Implementing Agency

<b>PIA / Organization Name :</b>	Department of Agriculture
<b>Organization Type :</b>	Government Department
<b>Office Telephone Number:</b>	-
<b>Alternate Telephone Number :</b>	-
<b>Fax Number:</b>	-
<b>Official Email Id:</b>	<a href="mailto:adarnr@rediffmail.com">adarnr@rediffmail.com</a>
<b>Alternate Email Id</b>	<a href="mailto:adarnr@gmail.com">adarnr@gmail.com</a>
<b>Contact Officer Name:</b>	H B Goudappalavar
<b>Contact Officer Designation</b>	Assistant Director of Agriculture
<b>Contact Officer Cell Number:</b>	8277931850
<b>State :</b>	Karnataka
<b>District</b>	Haveri
<b>Block :</b>	Ranebennur
<b>Selection Order Number :</b>	
<b>Selection Authority</b>	JDA, Haveri
<b>Selection Date of PIA:</b>	23.01.2022
<b>Office Address:</b>	Halageri Road, Ranebennur

## Components of PMKSY-WDC 2.0

Major head	Sub heads					Percent of budget
<b>Administrative</b>	Management cost					10
	Monitoring and Evaluation					2
<b>Preparatory phase</b>	Entry Point Activity					2
	Detailed Project Report					1
	Institution Capacity Building					3
<b>Works Phase</b>	Natural Resource Management					47
	Production System					15
	Natural Resource Management and Governance					2
	Livelihood Activities for the asst less persons and Micro enterprises & Business development					15
<b>Consolidation and Withdrawal phase</b>					3	
<b>Total</b>					100	
<b>Year</b>	<b>2021-22</b>	<b>2022-23</b>	<b>2023-24</b>	<b>2024-25</b>	<b>2025-26</b>	
<b>Percent of total cost of projects to be released</b>	<b>25</b>	<b>25</b>	<b>25</b>	<b>15</b>	<b>10</b>	<b>100</b>

# CHAPTER-1

Rs in lakhs

1.Introduction and General description about project area

Area in ha.

S. No.	Proposed Micro watershed code ( 8 digit code)	Name of the GPs covered	Name of the Villages under each GP	Geo graphical Area of the village	Total Reserved forest area	Project area (7=5-6)	Total untreatable area (area under assured irrigation, & uncultivable waste land and habitations)	Total treatable wasteland area (ha.)	Total rainfed agricultural area (ha.)	Total area proposed for treatment (11= 9+10 or 11= 7-8)	Forest area taken up for development out of column 11 (ha)
1	2	3	4	5	6	7	8	9	10	11	12
1	4D4C2G1a	Asundi	Asundi	239.47	0.00	239.47	0	0	239.47	239.47	0
2	4D4C2G1b		Hulihalli	958.08	0.00	958.08	0	120	958.08	958.08	0
3	4D4C2G1c	Ukkunda	Ukkunda	582.76	29.62	553.14	0	12	553.14	553.14	0
4	4D4C2G1e		Sarvanda	969.00	234.00	735.00	0	10	735.00	735.00	0
5	4D4C2G1f		Yerekuppi	1018.12	378.33	639.79	0	5	639.79	639.79	0
6	4D4C2G2a	Joisarahalli	Joisarahalli	1429.51	460.00	969.51	0	60	969.51	969.51	0

S. No.	Proposed Micro watershed code ( 8 digit code)	Name of the GPs covered	Name of the Villages under each GP	Geo graphical Area of the village	Total Reserved forest area	Project area (7=5-6)	Total untreatable area (area under assured irrigation, & uncultivable waste land and habitations)	Total treatable wasteland area (ha.)	Total rainfed agricultural area (ha.)	Total area proposed for treatment (11= 9+10 or 11= 7-8)	Forest area taken up for development out of column 11 (ha)
7	4D4C5T1a	Benakankonda	Benakankonda	964.83	360.00	604.83	0	5	604.83	604.83	0
8	4D4C5T1b		Laxmapura	169.24	0.00	169.24	0	0	169.24	169.24	0
9	4D4C5T1c		TDKoppa	290.46	0.00	290.46	0	0	290.46	290.46	0
10	4D4C5T1d	Halageri	Halageri	439.43	0.00	439.43	0	0	439.43	439.43	0
11	4D4C5T2a		Ranebennur	1059.05	0.00	1059.05	0	30	1059.05	1059.05	0
12	4D4C5T2b										
13	4D4C5T2c										
14	4D4C5T2d										
15	4D4C5T2e										
<b>Total</b>				<b>8119.95</b>	<b>1461.95</b>	<b>6658.00</b>	<b>0</b>	<b>242</b>	<b>6658.00</b>	<b>6658.00</b>	<b>0.00</b>

**Table- 1.1 Details of Ongoing Development Programme in the Project Area**

Sl. No.	Name of Programme	Implementing agency	Objectives of the programme	Year of Commencement	Villages covered	Project Cost
1	NEW GENERATION WATERSHED PROGRAMME (WDC 2.0)	ASSISTANT DIRECTOR OF AGRICULTURE, RANEBENNUR	SOIL & WATER CONSERVATION	2021-22	11	1464.76
2			IMPROVE UNDERGROUND WATER			
3			HORTICULTURE & FORESTRY SECTOR INCREASE			
4			DEVELOPMENT OF LIVE STOCK FARMING			
5			INCREASE IN CROP YIELDS & INCREASING FARMER INCOME			
6			IMPROVING SKILLS FOR THE POOR PEOPLE IN THE WATERSHED AREA			

**Table- 1.2 Details of Previous Watershed Programmes implemented in the Project area**

Rs in lakhs

<b>Sl. No.</b>	<b>Name of Project</b>	<b>Commencement Year</b>	<b>Villages covered</b>	<b>No. of Micro Watersheds</b>	<b>Watershed Code</b>	<b>Area under treatment (Ha.)</b>	<b>Funding Source</b>	<b>Implementing Agency</b>	<b>Status of completion (Complete/ Incomplete)</b>
0		0	0	0	0	0.00	0	0	0



**Table- 1.3 Climatic Condition of Last Ten Years**

Sl. No.	Year	Average Rainfall (mm)	Highest Rainfall intensity in a day ( mm)	Temperature (C)		Relative humidity %	
				Max.	Min.	Max.	Min.
1	2011-12	493.8	0	34	19	0	0
2	2012-13	712.78	101.78	32	18	0	0
3	2013-14	772.5	161.5	32	19	0	0
4	2014-15	546.29	0	29	18	0	0
5	2015-16	385.66		30	18	0	0
6	2016-17	623.32	12.32	33	20	0	0
7	2017-18	565.3	0	30	20	0	0
8	2018-19	1058.9	447.9	32	20	0	0
9	2019-20	712.1	101.1	28	19	0	0
10	2020-21	980.23	369.23	33	21	0	0
11	2021-22	1024.1	413.1	32	20	0	0

**Table-1.4 Details of Natural Calamities in the Project Area**

Rs in lakhs

Sl. No.	Name of Calamity (Cyclone/Drought/ Earthquake/ Flood/Landsliding)	Number of Villages		Periodicity	Name of Affected Villages
		Affected	Not Affected		
1	Flood	9	0	2020 and 2021	ASUNDI
2					HULIHALLI
3					UKKUNDA
4					SARVANDA
5					YEREKUPPI
6					JOISARAHALLI
7					BENAKANKONDA
8					LAXMAPURA
9					TDKOPPA
10		RANEBENNUR			
11		0	2		HALAGERI

**Table- 1.5 Details of Soil Erosion in the Project Area**

Rs in lakhs

Sl. No.	Type of erosion (Sheet, Rill, Gully)	Cause of Erosion (High Rain Fall/High Temperature / Grazing of Land)	Area affected (ha)	Run off (mm/ year)	Average soil loss (Tonnes/ ha/ year)
1	SHEET	HIGH RAIN FALL	1997.4	1027	333
2	RILL		1331.6		200
3	GULLY		665.8		133

# CHAPTER-2

## 2. Baseline Survey

Table 2.1 : Demographic Information

Rs in lakhs

Sl. No	Name Of Villages	Population			Population as per 2021 - Census			Total	Literacy Rate 2021 (%)	Work force available			Sex Ratio (F : M) per1000
		2001	2011	2021	SC	ST	Others			Agriculture	Industry	Land less	
1	Asundi	3046	3427	3808	381	762	2666	3808	75%	2285	190	305	94..
2	Hulihalli	2038	2292	2547	255	509	1783	2547	75%	1528	127	204	94..
3	Joisaraharahalli	2940	3308	3675	368	735	2573	3675	75%	2205	184	294	94..
4	Ukkundha	1889	2125	2361	236	472	1653	2361	75%	1417	118	189	94..
5	Yerekuppi	1319	1484	1649	165	330	1154	1649	75%	989	82	132	94..
6	Saravandha	1004	1130	1255	126	251	879	1255	75%	753	63	100	94..
7	Benakanakonda	2840	3195	3550	355	710	2485	3550	75%	2130	178	284	94..
8	Lakshmapur	124	140	155	16	31	109	155	75%	93	8	12	94..
9	Tirumaladeevarakopp	714	803	892	89	178	624	892	75%	535	45	71	94..
10	Halageri	5819	6547	7274	727	1455	5092	7274	85%	4364	364	582	94..
11	Ranebennur	85125	95765	106406	10641	21281	74484	106406	85%	21281	5320	8512	94..
	<b>Project Grand Total</b>	<b>106858</b>	<b>120215</b>	<b>133572</b>	<b>13357</b>	<b>26714</b>	<b>93500</b>	<b>133572</b>		<b>37581</b>	<b>6679</b>	<b>10686</b>	

## 2. Baseline Survey

Rs in lakhs

Table 2.2 Household information

Sl. No	Village Name	Total Household in Village	BPL Households	Landless Household Present in Village	Percent of BPL Household (%)	Percent of Landless
1	Asundi	820	574	66	70%	8%
2	Hulihalli	585	409.5	47	70%	8%
3	Joisararahallahalli	790	553	63	70%	8%
4	Ukkundha	479	335.3	38	70%	8%
5	Yerekuppi	364	254.8	29	70%	8%
6	Saravandha	277	193.9	22	70%	8%
7	Benakanakondda	699	489.3	56	70%	8%
8	Lakshmapur	42	29.4	3	70%	8%
9	Tirumaladeevarakopp	155	108.5	12	70%	8%
10	Halageri	2630	1578	395	60%	15%
11	Ranebennur	9230	1846	4615	20%	50%
	<b>Project Grand Total</b>	<b>16071</b>	<b>6371.7</b>	<b>5346</b>		
	<b>Project Grand Total</b>					

## 2. Baseline Survey

Rs in lakhs

Table -2.3 Migration Status

Sr. No.	Village Name	Village Total Population	Migrating population			Population Migrating for the Period (months)			Reason for migration	Average Income During Migration (Rs./month/person)
			Male	Female	Percentage Population	Less than 3 months	3 to 5 months	Greater than 5 months		
1	Asundi	3808	381	228	6 to 10%	267	190	152	1) Less employment opportunities 2) Less wages in agriculture works 3) Drought Period 4) Seasonal agriculture work	15000
2	Hulihalli	2547	255	153	6 to 10%	178	127	102		
3	Joisaraharalahalli	3675	368	221	6 to 10%	257	184	147		
4	Ukkundha	2361	236	142	6 to 10%	165	118	94		
5	Yerekuppi	1649	165	99	6 to 10%	115	82	66		
6	Saravandha	1255	126	75	6 to 10%	88	63	50		
7	Benakanakondda	3550	355	213	6 to 10%	249	178	142		
8	Lakshmapur	155	16	9	6 to 10%	11	8	6		
9	Tirumaladeevarakopp	892	89	54	6 to 10%	62	45	36		
10	Halageri	7274	727	436	6 to 10%	509	364	291		
11	Ranebennur	106406	10641	6384	6 to 10%	7448	5320	4256		
Project Grand Total		<b>133572</b>	<b>13357</b>	<b>8014</b>	<b>0</b>	<b>9350</b>	<b>6679</b>	<b>5343</b>		

2. Baseline Survey

Table - 2.4 Type of Area Covered

Rs in lakhs

(Area in Ha.)

Sl. No	Village Name	Geographical Area (Ha.)	Treatable Area (Ha.)	Land Use Type of Proposed Treatment Area (Ha.)					Ownership Pattern of Proposed Treatment Area (Ha.)				Forest Area (Ha.)	Number of Beneficiaries Covered				
		Area already Treated Under DPAP/Haryali/Other Schemes (Ha.)	Area Proposed for Treatment Under WDC-PMKSY 2.0 (Ha.)	Cultivated rainfed	Permanent Pasture	Waste Land Cultivable	Waste Land Non-Cultivable	Total	Private Land	Community Land	Others Land	Total		Marginal Farmer	Small Farmer	Large Farmer	Landless	Total
1	Asundi	239.47	239.47	239.47	0	0	0	239.47	239.47	0	0	239.47	0.00	138	230	92	66	526
2	Hulihalli	958.08	958.08	838.08	0	120	0	958.08	956.08	2	0	958.08	0.00	332.4	554	222	47	1155
3	Joisaraharalahalli	582.76	553.14	541.14	0	12	0	553.14	553.14	0	0	553.14	29.62	387	645	258	63	1353
4	Ukkundha	969.00	735	725	0	10	0	735	732	3	0	735	234.00	199.5	332.5	133	38	703
5	Yerekuppi	1018.12	639.79	634.79	0	5	0	639.79	634.79	5	0	639.79	378.33	192.6	321	128	29	671
6	Saravandha	1429.51	969.51	909.51	0	60	0	969.51	962.51	7	0	969.51	460.00	287.4	479	192	22	980
7	Benakanakondda	964.83	604.83	599.83	0	5	0	604.83	600.83	4	0	604.83	360.00	246.9	411.5	165	56	879
8	Lakshmapur	169.24	169.24	169.24	0	0	0	169.24	167.24	2	0	169.24	0.00	65.1	108.5	43	3	220
9	Tirumaladeevarakopp	290.46	290.46	290.46	0	0	0	290.46	288.46	2	0	290.46	0.00	132.6	221	88	12	454
10	Halageri	439.43	439.43	439.43	0	0	0	439.43	439.43	0	0	439.43	0.00	151.2	252	101	395	899
11	Ranebennur	1059.05	1059.05	1029.05	0	30	0	1059.05	1059.05	0	0	1059.05	0.00	390.6	651	260	4615	5917
<b>Project Grand Total</b>		<b>8119.95</b>	<b>6658.00</b>	<b>6416.00</b>	<b>0</b>	<b>242</b>	<b>0</b>	<b>6658.00</b>	<b>6633.00</b>	<b>25</b>	<b>0</b>	<b>6658.00</b>	<b>1461.95</b>	<b>2523</b>	<b>4206</b>	<b>1682</b>	<b>5346</b>	<b>13757</b>



2. Baseline Survey

**Table- 2.5 Area Production and Productivity of Crops**

Data Reference Year :  
Data Source :

Sl. No.	Village Name	Season (Annual, Kharif/ Perennials /Pre- Kharif/Rabi/ Summer)	Crop Name	Pre-Project Information		
				Area (Ha.)	Total Production (Metric Tons)	Average Yield (Kg/Ha.)
1	Asundi	KHARIFF	MAIZE	119.50	239.00	23900
		KHARIFF	COTTON	47.80	69.31	6931
		KHARIFF	ONION	71.70	215.10	21510
		RABI	JOWER	167.30	200.76	20076
		RABI	BENGAL GRAM	23.90	1.60	160.13
2	Hulihalli	KHARIFF	MAIZE	479.00	958.00	95800
		KHARIFF	COTTON	191.60	277.82	27782
		KHARIFF	ONION	287.40	862.20	86220
		RABI	JOWER	670.60	804.72	80472
		RABI	BENGAL GRAM	95.80	6.42	641.86
3	Joisaraharahalli	KHARIFF	MAIZE	484.50	969.00	96900
		KHARIFF	COTTON	193.80	281.01	28101
		KHARIFF	ONION	290.70	872.10	87210
		RABI	JOWER	678.30	813.96	81396
		RABI	BENGAL GRAM	96.90	6.49	649.23
4	Ukkundha	KHARIFF	MAIZE	276.50	553.00	55300
		KHARIFF	COTTON	110.60	160.37	16037
		KHARIFF	ONION	165.90	497.70	49770
		RABI	JOWER	387.10	464.52	46452
		RABI	BENGAL GRAM	55.30	3.71	370.51
5	Yerekuppi	KHARIFF	MAIZE	299.00	598.00	59800
		KHARIFF	COTTON	119.60	173.42	17342
		KHARIFF	ONION	179.40	538.20	53820
		RABI	JOWER	418.60	502.32	50232
		RABI	BENGAL GRAM	59.80	4.01	400.66

Sl. No.	Village Name	Season (Annual, Kharif/ Perennials /Pre- Kharif/Rabi/ Summer)	Crop Name	Pre-Project Information		
				Area (Ha.)	Total Production(Metric Tons)	Average Yield(Kg/Ha.)
6	Saravandha	KHARIFF	MAIZE	367.50	735.00	73500
		KHARIFF	COTTON	147.00	213.15	21315
		KHARIFF	ONION	220.50	661.50	66150
		RABI	JOWER	514.50	617.40	61740
		RABI	BENGAL GRAM	73.50	4.92	492.45
7	Benakanakondda	KHARIFF	MAIZE	302.50	605.00	60500
		KHARIFF	COTTON	121.00	175.45	17545
		KHARIFF	ONION	181.50	544.50	54450
		RABI	JOWER	423.50	508.20	50820
		RABI	BENGAL GRAM	60.50	4.05	405.35
8	Lakshmapur	KHARIFF	MAIZE	84.50	169.00	16900
		KHARIFF	COTTON	33.80	49.01	4901
		KHARIFF	ONION	50.70	152.10	15210
		RABI	JOWER	118.30	141.96	14196
		RABI	BENGAL GRAM	16.90	1.13	113.23
9	Tirumaladeevarakopp	KHARIFF	MAIZE	145.00	290.00	29000
		KHARIFF	COTTON	58.00	84.10	8410
		KHARIFF	ONION	87.00	261.00	26100
		RABI	JOWER	203.00	243.60	24360
		RABI	BENGAL GRAM	29.00	1.94	194.3
10	Halageri	KHARIFF	MAIZE	219.50	439.00	43900
		KHARIFF	COTTON	87.80	127.31	12731
		KHARIFF	ONION	131.70	395.10	39510
		RABI	JOWER	307.30	368.76	36876
		RABI	BENGAL GRAM	43.90	2.94	294.13
11	Ranebennur	KHARIFF	MAIZE	529.50	1059.00	105900
		KHARIFF	COTTON	211.80	307.11	30711
		KHARIFF	ONION	317.70	953.10	95310
		RABI	JOWER	741.30	889.56	88956
		RABI	BENGAL GRAM	105.90	7.10	709.53
<b>Project Grand Total</b>				<b>11905.20</b>	<b>20084.73</b>	<b>2008473.38</b>

## 2. Baseline Survey

**Table- 2.6 Source Wise Present Irrigation Status**

Rs in lakhs

Irrigated Crops:

Data Source :

Data Reference Year:

Sl. No.	Village Name	Net Cropped Area (Ha.)	Irrigated Area					Total
			Canal	Well	Bore wells	Ponds	Other (Pl. Specify)	
1	Asundi	239.47	0	0	24	0	0	24
2	Hulihalli	958.08	0	0	96	0	0	96
3	Joisaraharalahalli	553.14	0	0	55	0	0	55
4	Ukkundha	735	0	0	74	0	0	74
5	Yerekuppi	639.79	0	0	64	0	0	64
6	Saravandha	969.51	0	0	97	0	0	97
7	Benakanakondda	604.83	0	0	60	0	0	60
8	Lakshmapur	169.24	0	0	17	0	0	17
9	Tirumaladeevarakopp	290.46	0	0	29	0	0	29
10	Halageri	439.43	0	0	44	0	0	44
11	Ranebennur	1059.05	0	0	106	0	0	106
<b>Project Grand Total</b>		<b>6658</b>	<b>0</b>	<b>0</b>	<b>666</b>	<b>0</b>	<b>0</b>	<b>666</b>

**Note :**

--> Reference year should be in yyyy-yy format for eg.2014-15,2015-16 etc.

2.Baseline Survey

**Table- 2.7 Details of land holding pattern in the project Area**

Rs in lakhs

Data Source :

Data Reference Year:

Sl. No.	Village Name	Type of Farmer				Land Holding (Ha.)			Average Land Holding ( Ha.)		
		Large Farmer	Marginal Farmer	Small Farmer	Total	Irrigated	Unirrigated	Total	Irrigated	Unirrigated	Total
1	Asundi	92	138	230	460	35.92	203.55	239.47	23.95	215.52	239.47
2	Hulihalli	201	302	503	1006	143.71	814.37	958.08	95.81	862.27	958.08
3	Joisaraharalahalli	198	297	495	990	82.97	470.17	553.14	55.31	497.83	553.14
4	Ukkundha	133	200	333	665	110.25	624.75	735.00	73.50	661.50	735.00
5	Yerekuppi	128	193	321	642	95.97	543.82	639.79	63.98	575.81	639.79
6	Saravandha	143	214	357	714	145.43	824.08	969.51	96.95	872.56	969.51
7	Benakanakondda	142	213	356	711	90.72	514.11	604.83	60.48	544.35	604.83
8	Lakshampur	43	65	109	217	25.39	143.85	169.24	16.92	152.32	169.24
9	Tirumaladeevarakopp	68	103	171	342	43.57	246.89	290.46	29.05	261.41	290.46
10	Halageri	101	151	252	504	65.91	373.52	439.43	43.94	395.49	439.43
11	Ranebennur	152	228	380	760	158.86	900.19	1059.05	105.91	953.15	1059.05
	Project Grand Total	1402	2103	3506	7011	998.70	5659.30	6658.00	665.80	5992.20	18975.30

--> Reference year should be in yyyy-yy format for eg.2014-15,2015-16 etc.

## 2. Baseline Survey

**Table-2.8 Village wise Livestock Population and Requirement of Fodder in Project Area**

Rs in lakhs

Data Source Department of Veterinary

Data Reference Year - 2021-22

Sl. No.	Village Name	Category of Livestock	Existing No.	Conversion factor	Equivalent livestock units	Feed Requirement per Day (Dry Matters in Kg)	Total Feed Requirement Ton/year
1	Asundi	Work animal	531	1.33	266	706	258
		Buffaloes	189	1.33	95	251	92
		Cross bred Cows	100	1.33	50	133	49
		Indigenous Cows	0	1	0	0	0
		Goat (Stall fed)	1661	0.2	332	332	121
		He Buffaloes	0	1.33	0	0	0
2	Hulihalli	Work animal	229	1.33	115	305	111
		Buffaloes	64	1.33	32	85	31
		Cross bred Cows	90	1.33	45	120	44
		Indigenous Cows	0	1	0	0	0
		Goat (Stall fed)	606	0.2	121	121	44
		He Buffaloes	0	1.33	0	0	0

Sl. No.	Village Name	Category of Livestock	Existing No.	Conversion factor	Equivalent livestock units	Feed Requirement per Day (Dry Matters in Kg)	Total Feed Requirement Ton/year
3	Joisaraharahalli	Work animal	800	1.33	400	1064	388
		Buffaloes	700	1.33	350	931	340
		Cross bred Cows	200	1.33	100	266	97
		Indigenous Cows	0	1	0	0	0
		Goat (Stall fed)	965	0.2	193	193	70
		He Buffaloes ^	0	1.33	0	0	0
4	Ukkundha	Work animal	535	1.33	268	712	260
		Buffaloes	70	1.33	35	93	34
		Cross bred Cows	100	1.33	50	133	49
		Indigenous Cows	0	1	0	0	0
		Goat (Stall fed)	473	0.2	95	95	35
		He Buffaloes ^	0	1.33	0	0	0
5	Yerekuppi	Work animal	325	1.33	163	432	158
		Buffaloes	324	1.33	162	431	157
		Cross bred Cows	100	1.33	50	133	49
		Indigenous Cows	0	1	0	0	0
		Goat (Stall fed)	350	0.2	70	70	26
		He Buffaloes ^	0	1.33	0	0	0

Sl. No.	Village Name	Category of Livestock	Existing No.	Conversion factor	Equivalent livestock units	Feed Requirement per Day (Dry Matters in Kg)	Total Feed Requirement Ton/year
6	Saravandha	Work animal	245	1.33	123	326	119
		Buffaloes	80	1.33	40	106	39
		Cross bred Cows	100	1.33	50	133	49
		Indigenous Cows	0	1	0	0	0
		Goat (Stall fed)	300	0.2	60	60	22
		He Buffaloes ^	0	1.33	0	0	0
7	Benakanakondda	Work animal	700	1.33	350	931	340
		Buffaloes	399	1.33	200	531	194
		Cross bred Cows	185	1.33	93	246	90
		Indigenous Cows	0	1	0	0	0
		Goat (Stall fed)	436	0.2	87	87	32
		He Buffaloes ^	0	1.33	0	0	0
8	Lakshmapur	Work animal	33	1.33	17	44	16
		Buffaloes	30	1.33	15	40	15
		Cross bred Cows	0	1.33	0	0	0
		Indigenous Cows	0	1	0	0	0
		Goat (Stall fed)	70	0.2	14	14	5
		He Buffaloes ^	0	1.33	0	0	0
9	Tirumaladeevarakopp	Work animal	181	1.33	91	241	88

Sl. No.	Village Name	Category of Livestock	Existing No.	Conversion factor	Equivalent livestock units	Feed Requirement per Day (Dry Matters in Kg)	Total Feed Requirement Ton/year
		Buffaloes	165	1.33	83	219	80
		Cross bred Cows	58	1.33	29	77	28
		Indigenous Cows	0	1	0	0	0
		Goat (Stall fed)	173	0.2	35	35	13
		He Buffaloes ^	0	1.33	0	0	0
10	Halageri	Work animal	1750	1.33	875	2328	850
		Buffaloes	763	1.33	382	1015	370
		Cross bred Cows	208	1.33	104	277	101
		Indigenous Cows	0	1	0	0	0
		Goat (Stall fed)	2020	0.2	404	404	147
		He Buffaloes ^	0	1.33	0	0	0
11	Ranebennur	Work animal	1406	1.33	703	1870	683
		Buffaloes	980	1.33	490	1303	476
		Cross bred Cows	378	1.33	189	503	184
		Indigenous Cows	0	1	0	0	0
		Goat (Stall fed)	3180	0.2	636	636	232
		He Buffaloes ^	0	1.33	0	0	0
<b>Project Grand Total</b>			<b>22252</b>		<b>8056</b>	<b>18031</b>	<b>6581</b>



## 2. Baseline Survey

**Table-2.9 Village wise Fodder Requirement and Availability**

Rs in lakhs

Sl. No.	Village Name	Total Fodder Requirement (Tons / Year)	Fodder Availability (Tons / Year)					Deficit or Surplus (Tons/Year)
			Fodder Crops	Crop Waste	Community Land	Forest Land	Total	
1	Asundi	519	26	285	52	26	389	130
2	Hulihalli	230	12	127	23	12	173	58
3	Joisaraharalahalli	896	45	493	90	45	672	224
4	Ukkundha	377	19	207	38	19	283	94
5	Yerekuppi	389	19	214	39	19	292	97
6	Saravandha	228	11	126	23	11	171	57
7	Benakanakondda	655	33	360	66	33	491	164
8	Lakshmapur	36	2	20	4	2	27	9
9	Tirumaladeevarakopp	209	10	115	21	10	157	52
10	Halageri	1468	73	808	147	73	1101	367
11	Ranebennur	1574	79	866	157	79	1180	393
	<b>Project Grand Total</b>	<b>6581</b>	<b>329</b>	<b>3619</b>	<b>658</b>	<b>329</b>	<b>4936</b>	<b>1645</b>

## 2. Baseline Survey

Table- 2.10 Livelihood Pattern

Rs in lakhs

Sl. No.	Village Name	Workforce of Agriculture	Workforce of Animal Husbandry	Total Workforce of Animal Husbandry + Agriculture	Wages	Service	Local Artisan	Other Workforce	Total Workforce Available	Demographic Total Workforce
1	Asundi	1942	291	2285	213	190	64	0	2752	
2	Hulihalli	1299	195	1528	143	127	43	0	1841	
3	Joisaraharalahalli	1874	281	2205	206	184	62	0	2656	
4	Ukkundha	1204	181	1417	132	118	40	0	1707	
5	Yerekuppi	841	126	989	92	82	28	0	1192	
6	Saravandha	640	96	753	70	63	21	0	907	
7	Benakanakondda	1811	272	2130	199	178	60	0	2566	
8	Lakshmapur	79	12	93	9	8	3	0	112	
9	Tirumaladeevarakopp	455	68	535	50	45	15	0	645	
10	Halageri	3710	556	4364	407	364	122	0	5258	
11	Ranebennur	18089	2713	21281	5959	5320	1788	0	34348	
	<b>Project Grand Total</b>	<b>31944</b>	<b>4792</b>	<b>37581</b>	<b>7480</b>	<b>6679</b>	<b>2244</b>	<b>0</b>	<b>53983</b>	<b>0</b>

2. Baseline Survey

**Table-2.11 Household Facilities and Assets Available**

Rs in lakhs

Sl. No	Village Name	Total Number of Households	Household With Sanitary Latrine	Land line	Mobile	2-Wheeler	4-Wheeler	J. C. B.	Tractor	Power Tiller	Power Spray Pump	Thresher	Chaff Cutter	Biogas	LPG	Kerosene	Domestic Electricity Connection	Electricity Connections for Water Pumps	T.V.	Refrigerator	Computers	Drinking Water Tabs: Community	Drinking Water Tabs: Individual	Remarks
1	Asundi	820	410	8	2460	1640	8	2	30	1	0	0	2	1	738	0	804	66	738	41	16	82	656	
2	Hulihalli	585	293	6	1755	1170	6	1	10	2	4	0	1	2	527	0	573	47	527	29	12	59	468	
3	Joisaraharahalli	790	395	8	2370	1580	8	3	40	0	0	0	2	3	711	0	774	63	711	40	16	79	632	
4	Ukkundha	479	240	5	1437	958	5	2	10	0	0	0	2	3	431	0	469	38	431	24	10	48	383	
5	Yerekuppi	364	182	4	1092	728	4	1	5	0	4	0	1	2	328	0	357	29	328	18	7	36	291	
6	Saravandha	277	139	3	831	554	3	1	5	0	0	0	1	1	249	0	271	22	249	14	6	28	222	
7	Benakanakondda	699	350	7	2097	1398	7	2	10	0	2	0	1	4	629	0	685	56	629	35	14	70	559	
8	Lakshmapur	42	21	0	126	84	0	0	3	0	0	0	0	1	38	0	41	3	38	2	1	4	34	
9	Tirumaladeevarakopp	155	78	2	465	310	2	1	5	0	0	0	2	2	140	0	152	12	140	8	3	16	124	
10	Halageri	2630	1315	26	7890	5260	26	10	30	0	0	0	2	20	2367	0	2577	210	2367	132	53	263	2104	
11	Ranebennur	9230	4615	92	27690	18460	92	20	50	0	0	0	10	10	8307	0	9045	738	8307	462	185	923	7384	
	<b>Project Grand Total</b>	<b>16071</b>	<b>8036</b>	<b>161</b>	<b>48213</b>	<b>32142</b>	<b>161</b>	<b>43</b>	<b>198</b>	<b>3</b>	<b>10</b>	<b>0</b>	<b>24</b>	<b>49</b>	<b>14464</b>	<b>0</b>	<b>15750</b>	<b>1286</b>	<b>14464</b>	<b>804</b>	<b>321</b>	<b>1607</b>	<b>12857</b>	

2. Baseline Survey

Table-2.12 Details of Infrastructure in the Project Area

Rs in lakhs

Sl. No	Village Name	Whether Village is Connected to the Main Road by an All-Weather Road (Yes/No)	Whether Village is Provided With Electricity (Fully/Partially/No)	Drinking Water Facility (Yes/No)	Availability of Educational Institutions : Primary(P)/ Secondary(S)/ Higher Secondary(HS)/ Vocational Institution(VI)	Whether Village is Having Primary Health Center (Yes/No)	Whether Village is Having Veterinary Dispensary (Yes/No)	Whether Village is Having Post Office (Yes/No)	Whether Village is Having Banks : Nationalized (N) / Co-Operative (C/N/Both)	Whether Village is Having Markets/Mandais (Yes/No)	Whether Village is Having Agro industry. Mention the Type of Agro industry	Whether Village is Having Milk Collection Centers:(Union(U)/ Society(S)/ Private Agency(PA)/ Others (O))	Whether Village is Having Anganwadi Center (Yes/No)	Availability of Agro Service Center in the Village (Yes/No)	Cold storage and Warehousing facility (Yes/No)
1	Asundi	Yes	Yes	Yes	(S)	Yes	Yes	Y	(Co)	NO	No	(U),(S),(PA)	Yes	Yes	NO
2	Hulihalli	Yes	Yes	Yes	(S)	NO	NO	NO	Yes	NO	Yes	(U),(S),(PA)	Yes	Yes	Yes
3	Joisaraharalahalli	Yes	Yes	Yes	(S)	Yes	Yes	Yes	Yes	NO	No	(U),(S),(PA)	Yes	Yes	No
4	Ukkundha	Yes	Yes	Yes	(S)	Yes	NO	Yes	Yes	NO	No	(U),(S),(PA)	Yes	Yes	No
5	Yerekuppi	Yes	Yes	Yes	(P)	NO	NO	NO	NO	NO	No	(U),(S),(PA)	Yes	Yes	No
6	Saravandha	Yes	Yes	Yes	(P)	NO	NO	NO	NO	NO	No	(U),(S),(PA)	Yes	Yes	No
7	Benakanakonda	Yes	Yes	Yes	(S)	Yes	Yes	Yes	Co	NO	No	(U),(S),(PA)	Yes	Yes	No
8	Lakshmapur	Yes	Yes	Yes	NO	NO	NO	NO	NO	NO	No	(U),(S),(PA)	Yes	NO	No
9	Tirumaladeevarakopp	Yes	Yes	Yes	(P)	NO	NO	NO	NO	NO	No	(U),(S),(PA)	Yes	NO	No
10	Halageri	Yes	Yes	Yes	(VI)	Yes	Yes	Yes	(C/N/Both)	Yes	Yes	(U),(S),(PA)	Yes	Yes	Yes
11	Ranebennur	Yes	Yes	Yes	(VI)	Yes	Yes	Yes	(C/N/Both)	Yes	Yes	(U),(S),(PA)	Yes	Yes	Yes
<b>Project Grand Total</b>															

# CHAPTER-3

### 3.Institution Building and Project Management

Table- 3.1 Details of Project Implementing Agency

Rs in lakhs

<b>PIA / Organization Name :</b>	Department of Agriculture, Ranebennur,Dist: Haveri	<b>Selection Date of PIA:</b>	21.01.2022
<b>Organization Type :</b>	Government Department	<b>Office Address:</b>	ASSISTANT DIRECTOR OF AGRICULTURE, HALAGERI ROAD, RANEBENNUR
<b>Office Telephone Number:</b>		<b>Alternate Telephone Number :</b>	
<b>Fax Number:</b>			
<b>Official Email Id:</b>	<a href="mailto:adarnr@rediffmail.com">adarnr@rediffmail.com</a>	<b>Alternate Email Id</b>	<a href="mailto:adarnr@gmail.com">adarnr@gmail.com</a>
<b>Contact Officer Name:</b>	H. B. GOUDAPPALAVAR		
<b>Contact Officer Cell Number:</b>	8277931850	<b>Contact Officer Designation</b>	ASSISTANT DIRECTOR OF AGRICULTURE
<b>State :</b>	KARNATAKA	<b>District</b>	HAVERI
<b>Block :</b>	RANEBENNUR		
<b>Selection Order Number :</b>		<b>Selection Authority</b>	

### 3.Institution Building and Project Management

**Table- 3.2 Details of Staff at Project Implementing Agency (ADA and his supporting Staff)**

Rs in lakhs

Staff Name	Designation	Qualification	Experience in Months	Job Assigned	Monthly Remuneration
H. B. GOUDAPPALAVAR	ASSISTANT DIRECTOR OF AGRICULTURE	M.Sc. AGRI	200 MONTHS	NODAL OFFICER	65000
ARAVINDA. M	AGRICULTURE OFFICER	M.Sc. AGRI	36 MONTHS	TREASURER	45000
KESHAVMURTHY NAYAK	AGRICULTURE OFFICER	M.Sc. AGRI	36 MONTHS	TREASURER	45000

### 3.Institution Building and Project Management

Rs in lakhs

**Table- 3.3 Details of Watershed Development Team (WDT) in the Project Area (Since NGOs are not selected and ADA and histeam will be WDT) (one of the WDT member must be Women)**

Name Of WDT Members	Gender	Age (Years)	Qualification	Experience (in Months)	Description of Professional Training	Role/Function	Date of Appointment of WDT Member (DD/MM-YYYY)
H. B. GOUDAPPALAVAR	MALE	46	M.Sc. AGRI	200 MONTHS	SOIL & MOISTURE CONSERVATION & TECHNICAL	NODAL OFFICER	08.01.2022
ARAVIND. M	MALE	32	M.Sc. AGRI	36 MONTHS		TREASURER	08.01.2022
KESHAVMURTHY NAIL	MALE	40	M.Sc. AGRI	36 MONTHS		TREASURER	08.01.2022
SURESH N KAMMAR	MALE	45	MA	180 MONTHS		TEAM LEADER	08.01.2022

**\*\*\*Abbreviations Used For Roles and Functions \*\*\***

- A.PNP And PRA Training and Capacity Building
- B.Planning
- C.Maintenance of Accounts
- D.Signing of cheques and making payments
- E.Social audit
- F.Engineering surveys, drawings and cost estimations
- G.Physical verification & measurement
- H.Record of labour employed
- I.Livelihood opportunities for landless
- J.Post project operation, maintenance of assets
- K.Any other (please specify)



### 3.Institution Building and Project Management

[ Chapter - III ] 3.4 Watershed Committee Detail

Rs in lakhs

Sl. No.	Village Name	Name of Watershed Committee	Registration Number	Date of Registration (DD/MM-YYYY)
1	Asundi	Asundi	-	20.01.2022
2	Hulihalli			
3	Joisaraharalahalli	Joisaraharalahalli	-	20.01.2022
4	Ukkundha	Ukkundha	-	20.01.2022
5	Yerekuppi			
6	Saravandha			
7	Benakanakonda	Benakanakonda	-	20.01.2022
8	Lakshampur			
9	Tirumaladeevarakopp			
10	Halageri	Halegeri	-	20.01.2022
11	Ranebennur			

**3.Institution Building and Project Management**  
**[ Chapter - III ] 3.4A Watershed Committee Member Detail**

Rs in lakhs

Village Name	Name of Watershed Committee	Member Name	Designation (President/Secretary/Member/Treasurer)	Gender	Social Category (SC/ST/Others/Minorities/OBC/BC-1/BC-2/Gen/EBC)	Category According to Landholding (Landless Farmer/ Large Farmer/Marginal Farmer/ Small Farmer)	Belong to Group UG/ SHG	Obtained Position in GP	Any other	Educational Qualification	Function(s) Assigned
Asundi	<b>Asundi watershed</b>	Bhagyashree Basavareddi Kuppelur	President	F	ST	SM		G. P. Member		PUC	President
Hulihalli		Arvind M	Treasurer	M	GEN	Agri Dpt Person			Agri Dpt Person	Degree	Treasurer
		H. B. GOUDAPPALAVAR	A.D.A RNR	M	GEN	Agri Dpt Person			Agri Dpt Person	Degree	A.D.A RNR
		Laxman reddy Vishnureddy Halageri	Member	M	GEN	Big Farmer		G. P. Member		10th	Member
		Kariyavva B Choutagi	Member	F	SC	Land Less	SHG Member			8th	Member
		Yallamma Kotresha paravater	Member	F	ST	Land Less	SHG Member			9th	Member
		Hanumantappa Doddamani	Member	M	OBC	SM	UG Member			10th	Member
		Patil Shivanagouda	Member	M	GEN	Big Farmer	UG Member			PUC	Member
		Nelogal Mahadevappa	Member	M	GEN	SM	UG Member			10th	Member
		Erannanavara Gangavva	Member	F	OBC	SM			Farmer Women	7th	Member
		Basappa Mailar	Member	M	OBC	Land Less			Social Worker	Degree	Member

Village Name	Name of Watershed Committee	Member Name	Designation (President/Secretary/Member/Treasurer)	Gender	Social Category (SC/ST/Others/Minorities/OBC/BC-1/BC-2/Gen/EBC)	Category According to Landholding (Landless Farmer/ Large Farmer/Marginal Farmer/ Small Farmer)	Belong to Group UG/ SHG	Obtained Position in GP	Any other	Educational Qualification	Function(s) Assigned
Joisaraharahalli	Joisaraharahalli watershed committee	Lata V Badiger	President	F	ST	SM		G. P. Member		PUC	President
		Arvind M	Treasurer	M	GEN	Agri Dpt Person			Agri Dpt Person	Degree	Treasurer
		H. B. GOUDAPPALAVAR	A.D.A RNR	M	GEN	Agri Dpt Person			Agri Dpt Person	Degree	A.D.A RNR
		Maliyappa Sarad	Member	M	GEN	Big Farmer		G. P. Member		10th	Member
		Hemavati Kunchur	Member	F	ST	Land Less	SHG Member			10th	Member
		Somakka Ningappa Olekar	Member	F	SC	Land Less	SHG Member			9th	Member
		Hanumantappa Bharamappa Barki	Member	M	OBC	SM	UG Member			7th	Member
		Hanumantappa Talavara URF Sannama	Member	M	ST	SM	UG Member			9th	Member
		Chandrappa Barki	Member	M	GEN	SM	UG Member			10th	Member
		Honnamma Subhas Koller	Member	F	OBC	SM			Farmer Women	PUC	Member
		Maruti B Barki	Member	M	OBC	Land Less			Social Worker	Degree	Member

Village Name	Name of Watershed Committee	Member Name	Designation (President/Secretary/Member/Treasurer)	Gender	Social Category (SC/ST/Others/Minorities/OBC/BC-1/BC-2/Gen/EBC)	Category According to Landholding (Landless Farmer/ Large Farmer/Marginal Farmer/ Small Farmer)	Belong to Group UG/ SHG	Obtained Position in GP	Any other	Educational Qualification	Function(s) Assigned
Ukkundha	Ukkundha watershed committee	Jayasri Ramappa Siddammanavara	President	F	ST	SM		G. P. Member		PUC	President
Yerekuppi		Arvind M	Treasurer	M	GEN	Agri Dpt Person			Agri Dpt Person	Degree	Treasurer
Saravandha		H. B. GOUDAPPALAVAR	A.D.A RNR	M	GEN	Agri Dpt Person			Agri Dpt Person	Degree	A.D.A RNR
		Nagaraj Parameshappa Rachannanavara	Member	M	GEN	Big Farmer		G. P. Member		10th	Member
		Pushap Kumar Malenahalli	Member	F	GEN	Land Less	SHG Member			PUC	Member
		Jayavva A Majjagi	Member	F	GEN	Land Less	SHG Member			PUC	Member
		Chikkappa Mudiyyappa Belakeri	Member	M	ST	SM	UG Member			10th	Member
		Maruteppa Madar	Member	M	SC	SM	UG Member			10th	Member
		Byadagi Devendrappa	Member	M	GEN	SM	UG Member			PUC	Member
		Bydagi Parvteva	Member	F	OBC	SM			Farmer Women	8th	Member
		Shankrappa B	Member	M	OBC	Land Less			Social Worker	Degree	Member

Village Name	Name of Committee	Member Name	Designation (President/Secretary/Member/Treasurer)	Gender	Social Category (SC/ST/Others/Minorities/OBC/BC-1/BC-2/Gen/EBC)	Category According to Landholding (Landless Farmer/ Large Farmer/Marginal Farmer/ Small Farmer)	Belong to Group UG/ SHG	Obtained Position in GP	Any other	Educational Qualification	Function(s) Assigned
Benakanakondda	Benakanakondda watershed committee	Asha Malatesh Kammar	President	F	GEN	SM		G. P. Member		10th	President
Lakshmapur		Aravind M	Treasurer	M	GEN	Agri Dpt Person			Agri Dpt Person	Dgree	Treasurer
Tirumaladeevarakopp		H. B. GOUDAPPALAVAR	A.D.A RNR	M	GEN	Agri Dpt Person			Agri Dpt Person	Dgree	A.D.A RNR
		Linganagouda Karegouda Sanganagoudra	Member	M	GEN	SM		G. P. Member		10th	Member
		Ratnavva Danappa Sannamani	Member	F	ST	Land Less	SHG Member			10th	Member
		Jayamma Durugappa Naduvinamani	Member	F	SC	Land Less	SHG Member			9th	Member
		Chandrappa Mukkanavara	Member	M	OBC	SM	U G Member			10th	Member
		Shidenur Mahadevappa	Member	M	OBC	SM	U G Member			10th	Member
		Hottigoudra Nagappa	Member	M	GEN	Big Farmer	U G Member			10th	Member
		Hosamani Shushilavva	Member	F	OBC	SM			Farmer Women	PUC	Member
		T A Kannammanavara	Member	M	ST	Land Less			Social Worker	Dgree	Member
Halageri	Halageri watershed committee	Netra Hanumantappa Mudinayakar	President	F	ST	SM		G. P. Member		PUC	President
Ranebennur		Keshavamurty. N	Treasurer	M	GEN	Agri Dpt Person			Agri Dpt Person	Dgree	Treasurer
		H. B. GOUDAPPALAVAR	A.D.A RNR	M	GEN	Agri Dpt Person			Agri Dpt Person	Dgree	A.D.A RNR
		Manjappa Hariyaladavar	Member	M	GEN	Big Farmer		G. P. Member		10th	Member
		Jayavva Shivappa Belakeri	Member	F	ST	Land Less	SHG Member			10th	Member
		Sumitra Bjantri	Member	F	SC	Land Less	SHG Member			9th	Member
		Koppad Basappa	Member	M	OBC	SM	U G Member			10th	Member
		Huggi Malakappa	Member	M	OBC	SM	U G Member			7th	Member
		Kichadi Muddeppa	Member	M	GEN	SM	U G Member			5th	Member
		Kottur Prema	Member	F	OBC	SM			Farmer Women	PUC	Member
		T A Kannammanavara	Member	M	ST	Land Less			Social Worker	Dgree	Member

\*\*\*Abbreviations Used For Roles and Functions\*\*\*

### 3.Institution Building and Project Management

[ Chapter - III ] 3.5 Details of Project Fund Accounts of Watershed Committee

Rs in lakhs

Village wise Watershed Committee Name	Account Name (Development Fund/Project Fund)	Bank Name	Bank Branch Name	Bank Address	Account Number	IFSC Code	MICR Code	Account Opening Date (DD/MM/YYYY)	Account Type (Current/Saving)	Authorise Person Name	Designation
WDC 2.0 Watershed Committee Asundi	WDC2.0 Watershed Committee Asundi	Canara Bank	Ranebennur	Canara Bank 1st Floor, RajRajeswari Complex oppt Bus Stop PB Road Ranebennur	-	CNRB0011227	581015104	27/01/2022	Savings Account	Prasident / Trusurer/ ADA	GP Member/ AO/ADA
WDC2.0 Watershed Committee Benakanakonda	WDC 2.0 Watershed Committee Benakanakonda	Canara Bank	Ranebennur	Canara Bank 1st Floor, RajRajeswari Complex oppt Bus Stop PB Road Ranebennur	-	CNRB0011227	581015104	27/01/2022	Savings Account	Prasident / Trusurer/ ADA	GP Member/ AO/ADA
WDC 2.0 Watershed Committee Halageri	WDC 2.0 Watershed Committee Halageri	Canara Bank	Ranebennur	Canara Bank 1st Floor, RajRajeswari Complex oppt Bus Stop PB Road Ranebennur	110034971464	CNRB0011227	581015104	27/01/2022	Savings Account	Prasident / Trusurer/ ADA	GP Member/ AO/ADA
WDC 2.0 Watershed Committee Ukkunda	WDC2.0 Watershed Committee Ukkunda	Canara Bank	Ranebennur	Canara Bank 1st Floor, RajRajeswari Complex oppt Bus Stop PB Road Ranebennur	110034971260	CNRB0011227	581015104	27/01/2022	Savings Account	Prasident / Trusurer/ ADA	GP Member/ AO/ADA
WDC2.0 Watershed Committee Joyisaraharalli	WDC 2.0 Watershed Committee Joyisaraharalli	Canara Bank	Ranebennur	Canara Bank 1st Floor, RajRajeswari Complex oppt Bus Stop PB Road Ranebennur	110034964178	CNRB0011227	581015104	27/01/2022	Savings Account	Prasident / Trusurer/ ADA	GP Member/ AO/ADA

### 3. Institution Building and Project Management

[ Chapter - III ] 3.6 Self Help Groups (SHGs) Details

Sl.No.	Village Name	SHG Name	Group Formation Date (DD/MM/YYYY)	Number of Males	Number of Females	SHG Grade (A/B/C)
1	Asundi	SRI MARIYAMMADEVI SHG		0	15	A
		SRI BIRALIGESHWARA SHG		0	15	A
		SRI KITTUR RANI CHANNAMMA SHG		0	10	A
		SRI DYMAVVA DEVI SHG		0	15	A
		SRI PARVATADEVI SHG		0	20	A
2	Hosa Hulihalli	SRI AKKAMAHADEVI SHG		0	16	A
		SRI VIDYA SHG		0	15	A
	Hale Hulihalli	SRI DURGAMMADEVI SHG		0	16	A
		SRI DYMAVVA SHG		0	16	A
		SRI AKKAMAHADEVI SHG		0	15	A
3	Joisarahalalahalli	SRI LAXMI SHG		0	16	A
		SRI RENUKA SHG		0	14	A
		SRI VIDYA SHG		0	20	A
		SRI KARIYAMMADEVI SHG		0	20	A
4	Ukkundha	SRI MATANGESHWARI SHG		0	12	A
5	Yerekuppi	SRI SPRUTHI SHG		0	10	A
		SRI YASHSWENE SHG		0	20	A
		SRI VAISHNAVI SHG		0	15	A

Sl. No.	Village Name	SHG Name	Group Formation Date (DD/MM/YYYY)	Number of Males	Number of Females	SHG Grade (A/B/C)
		SRI KADAKERAMMA SHG		0	16	A
		SRI YALLAMMADEVI SHG		0	20	A
		SRI HEMAREDDI MALLAMMA SHG		0	20	A
6	Saravandha	SRI LAXMI SHG		0	15	A
7	Benakanakondda	SRI STRISHAKTI SHG		0	15	A
		SRI KARIYAMMADEVI SHG		0	20	A
		SRI KALIKADEVI SHG		0	20	A
		SRI PURNIMADEVI SHG		0	20	A
8	Lakshmapur			0		A
9	Tirumaladeevarakopp	SRI BELAWADI MALLAMMA SHG		0	14	A
		SRI KITTUR CHANNAMMA SHG		0	12	A
10	Halageri	SRI BANASHANKARI SHG		0	15	A
		SRI JANSIRANI SHG		0	15	A
		SRI DHANALAXMIDEVI SHG		0	20	A
		SRI KITTUR CHANNAMMA SHG		0	20	A
		SRI CHOWDESHWARI SHG		0	17	A
		SRI RENUKA DEVI SHG		0	20	A
		SRI DURGA DEVI SHG		0	15	A
		SRI BIBI FATIMA SHG		0	20	A
		SRI BANNIMAHAKALI SHG		0	19	A



Sl. No.	Village Name	SHG Name	Group Formation Date (DD/MM/YYYY)	Number of Males	Number of Females	SHG Grade (A/B/C)
		SHRI TULASI SHG		0	18	A
11	Ranebennur	SRI SRUSTI SHG (KURUBAGERI-7)		0	16	A
		SRI SRUSTI SHG (KUNABEVU PLOT)		0	14	A
		SRI CHOWDESHWARI SHG (KUNABEVU PLOT)		0	15	A
		SRI CHOWDESHWARI SHG (MEDAR ONI)		0	12	A
		SRI BHAGYALAXMI (GANDHI GALLI)		0	15	A
		SRI SARASWATHI SHG (PUTTAYYANA MATHA)		0	20	A
		SRI BIBI FATIMA SHG (Ranebennur)		0	20	A

### 3.Institution Building and Project Management

#### [ Chapter - III ] 3.6A Self Help Group Member (SHGs) Details

Village Name	Self Help Group Name	Name of Member	Father/ Husband Name	Gender	Landholding Category (Landless Farmer/ Large Farmer/Marginal Farmer/ Small Farmer)	Caste Category (SC/ST/Others/ Minorities/OBC/ BC-1/BC-2/Gen/EBC)	BPL (Yes/No)
<b>Yarekuppi</b>	Yallamma Devi SHG	Shankravva B gireddi	Basappa	F	SF	Gen	Yes
		Savitra L Maradur	Laxhaman	F	mar	Gen	Yes
		Asha Maradu	Manjappa	F	SF	Gen	Yes
		Lalita v Gireddi	Veeranagouda	F	SF	Gen	Yes
		Shruthi V Maradur	Venakatesh	F	SF	Gen	Yes
		Nagamma N Patil	Naganagouda	F	LL	Gen	Yes
		Laxmavva M giredi	Manajanagouda	F	LL	Gen	Yes
		Geeta Patil	Shivanagouda	F	LL	Gen	Yes
		Indravva H Gireddi	Hanumappa	F	LL	Gen	Yes
		Laxmi Choureddi	Naganagouda	F	LL	Gen	Yes
		Kusuma Choureddi	Venkatesh	F	LL	Gen	Yes
		Shila S Gireddi	Shivanagouda	F	SF	Gen	Yes
		Paddavva D patil	Doddagouda	F	LL	Gen	Yes
		Bhimambika Patil		F	SF	Gen	Yes
		Lata Kuntimeti		F	SF	Gen	Yes
		Mamata V Battala	Veeranagouda	F	SF	Gen	Yes
		Nayana H Giredi	Hanumagouda	F	mar	Gen	Yes
		Sudha Hadimani	Krishannappa	F	SF	Gen	Yes
		Paravva Yareshimi	Jagadish	F	LL	Gen	Yes
		Hema Hadmani	Sannappa	F	LL	Gen	Yes
Hemareddi Mallamma SH		Kasturi V Patil	Veeranagouda	F	LL	Gen	Yes
		Puttamma D Patil	Devanagouda	F	LL	Gen	Yes
		Meera M B	Manjappa	F	LL	Gen	Yes
		Namruta MT	Manajanagouda	F	LL	Gen	Yes
		Chetana MT	Manajanagouda	F	SF	Gen	Yes
		kavana B Patil	Basavanagouda	F	LL	Gen	Yes
		Padmavathi B Patil	Basavanagouda	F	SF	Gen	Yes

Village Name	Self Help Group Name	Name of Member	Father/ Husband Name	Gender	Landholding Category (Landless Farmer/ Large Farmer/Marginal Farmer/ Small Farmer)	Caste Category (SC/ST/Others/ Minorities/OBC/BC-1/BC-2/Gen/EBC)	BPL (Yes/No)
		Indravva Hadimani	Yallapa	F	SF	Gen	Yes
		Drakxayani N Patil	Naganagouda	F	SF	Gen	Yes
		Yankamma Patil	Veeranagouda	F	SF	Gen	Yes
		Reshma Choureddi	Hanumantappa	F	LL	Gen	Yes
		Renuka Choureddi	Revanagouda	F	LL	Gen	Yes
		Rekha S Patil	Shivanagouda	F	LL	Gen	Yes
		Geeta A Hadimani	Arvinda	F	LL	Gen	Yes
		Sarojavva Hadimani	Manjappa	F	LL	Gen	Yes
		Vinoda Hadimani	Ramesh	F	LL	Gen	Yes
		Lalitavva Hadimani	Krishannappa	F	SF	Gen	Yes
		Yalavva R Battal	Ramanna	F	LL	Gen	Yes
		Veena S Kuntimenti	Suresh	F	SF	Gen	Yes
	Kadikeramma SHG	Hanumavva T Timmappanavar	Timmappa	F	SF	Gen	Yes
		Laxhamavva R Basureddi	Rayappa	F	Mar	Gen	Yes
		Shantavva k Yogi	Krishannappa	F	mar	Gen	Yes
		Roopa G Shirkalli	Ganeshappa	F	SF	Gen	Yes
		Asha L Maradur	Laxhaman	F	SF	Gen	Yes
		Anita gireddi	Vishunappa	F	LL	Gen	Yes
		Neelakka H basuredder	Hanumappa	F	LL	Gen	Yes
		Manjula Choureddi	Surappa	F	LL	Gen	Yes
		Sudha B Patil	Bheemanagouda	F	LL	Gen	Yes
		Reshama Kudarhal	Ramesh	F	LL	Gen	Yes
		Nirmala Y Yogi	Yagish	F	LL	Gen	Yes
		Leela Vasappa Timmappanavar	Vasappa	F	SF	Gen	Yes
		Renuka Basappa Battala	Basappa	F	LL	Gen	Yes
		Manjula Govindagouda Patil	Govindagouda	F	SF	Gen	Yes
		Laxhmi Mounesha Gireddi	Mounesha	F	SF	Gen	Yes
		Sudha Manjappa Kayakada	Manjappa	F	SF	Gen	Yes
	Vaishanavi Devi SHG	Hemavathi Somakkalavara	Manjappa	F	mar	Gen	Yes
		Yanakavva K Battala	Kannappa	F	SF	Gen	Yes
		Girijavva V Hadimani	Veeranagouda	F	mar	Gen	Yes
		Dyavakka D Battal	Doddagouda	F	SF	Gen	Yes

Village Name	Self Help Group Name	Name of Member	Father/ Husband Name	Gender	Landholding Category (Landless Farmer/ Large Farmer/Marginal Farmer/ Small Farmer)	Caste Category (SC/ST/Others/ Minorities/OBC/ BC-1/BC-2/Gen/EBC)	BPL (Yes/No)
		Sunitha N Giredi	Naganagouda	F	Mar	Gen	Yes
		Kavitha K Choureddi	Kariyappa	F	SF	Gen	Yes
		Yallavva S Mevundi	Shivappa	F	SF	Gen	Yes
		Ratnavva V Mevundi	Veerppa	F	SF	Gen	Yes
		Shobha M Battalla	Manjappa	F	SF	Gen	Yes
		Yankavva M Battala	Majappa	F	SF	Gen	Yes
		Maigra M Battala	Mahesh	F	Mar	Gen	Yes
		Shantavva Khalagannavara	Sureshappa	F	SF	Gen	Yes
		Lalitha M Gireddi	Mahesh	F	SF	Gen	Yes
		Shila S Gireddi	Shuresh	F	Mar	Gen	Yes
		Bhagya B Battalla	Basappa	F	Mar	Gen	Yes
	Yashasvini SHG	Kusuma Bajareddi		F	LL	Gen	Yes
		Rekha R Bajareddi	R	F	Mar	Gen	Yes
		Geeta h Bajareddi	H	F	SF	Gen	Yes
		Shashikala S Bajareddi	S	F	LL	Gen	Yes
		Jyothi Y Marakod	Y	F	SF	Gen	Yes
		Sharada B Bajareddi	B	F	Mar	Gen	Yes
		Geeta M Shiranahalli	M	F	SF	Gen	Yes
		Kashavva N Maradur	N	F	SF	Gen	Yes
		Renuka B Choureddi	B	F	SF	Gen	Yes
		Renuka M Neeralagi	M	F	SF	Gen	Yes
		Ratnavva H Kuntementi	H	F	mar	Gen	Yes
		Nurajan M Malagi	M	F	SF	Gen	Yes
		Mamataz Kollur	M	F	SF	Gen	Yes
		Kavya C Bajareddi	C	F	SF	Gen	Yes
		Renuka N Patil	N	F	SF	Gen	Yes
		Renuka P Chouredi	P	F	SF	Gen	Yes
		Manjula M Kanakuppi	M	F	SF	Gen	Yes
		Parijanbi Malagi	M	F	SF	Gen	Yes
		Husenabi Malagi	M	F	SF	Gen	Yes
		Prema Guddadahalli	G	F	SF	Gen	Yes

Village Name	Self Help Group Name	Name of Member	Father/ Husband Name	Gen der	Landholding Category (Landless Farmer/ Large Farmer/Marginal Farmer/ Small Farmer)	Caste Category (SC/ST/Others/ Minorities/OBC/ BC-1/BC-2/Gen/EBC)	BPL (Yes/No)
	Spoorti SHG	Renuka Ajjappa Talavar	Ajjappa	F	SF	Gen	Yes
		Renuka Parasappa EreShimi	Parasappa	F	SF	Gen	Yes
		Shabina Mahabubsab Kanadamani	Mahabubsab	F	SF	Gen	Yes
		Shashikala Ganesh Badiger	Ganesh	F	mar	Gen	Yes
		Shantavva Ramappa Bhagavan	Ramappa	F	SF	Gen	Yes
		Roopa Santosh Arakachari	Santosh	F	SF	Gen	Yes
		Kusuma Nagesha Arkachari	Nagesha	F	mar	Gen	Yes
		Shantavva Shivaputrappa Hadimani	Shivaputrappa	F	LL	Gen	Yes
		Rekha Lokeshappa Holeyache	Lokeshappa	F	SF	Gen	Yes
		Neelamma Vishunuppa Hadimani	Vishunuppa	F	LL	Gen	Yes
		Geeta Chandrappa Pujar	Chandrappa	F	mar	Gen	Yes
		Sakrabi Fakrusab Hallalli	Fakrusab	F	mar	Gen	Yes
		Ayisabi Shabbirasab Malladad	Shabbirasab	F	mar	Gen	Yes
		Alimabi Husenasab Malagi	Husenasab	F	mar	Gen	Yes
		Hasina Karimasab Shekhasanadi	Karimasab	F	mar	Gen	Yes
		Taslimabanu Mahabubsab Kanadamani	Mahabubsab	F	SF	Gen	Yes
		Yallavva Hanumappa Olekar	Hanumappa	F	SF	Gen	Yes
		Lakxmi prakasha Chouraddi	prakasha	F	SF	Gen	Yes
		Reshama Sharipasab Doddamani	Sharipasab	F	SF	Gen	Yes
		Jayashri Basavaraj Mevundi	Basavaraj	F	SF	Gen	Yes
Ukkanda	Matangeswari	Pushap Kumar Malenahalli	Kumar	F	SF	Gen	Yes
		Jubeda Channappa Kallimani	Channappa	F	mar	Gen	Yes
		Shakela Moulasab Kallimani	Moulasab	F	SF	Gen	Yes
		Ratnavva Gulappa Pujar	Gulappa	F	SF	Gen	Yes
		Renuka Suresha Neeralagi	Suresha	F	SF	Gen	Yes
		Savitra Revanna Pujar	Revanna	F	LL	Gen	Yes
		Kavita Chandrappa Pujar	Chandrappa	F	Mar	Gen	Yes

Village Name	Self Help Group Name	Name of Member	Father/ Husband Name	Gen der	Landholding Category (Landless Farmer/ Large Farmer/Marginal Farmer/ Small Farmer)	Caste Category (SC/ST/Others/ Minorities/OBC/ BC-1/BC-2/Gen/EBC)	BPL (Yes/No)
		Netravathi parashuram Pujar	parashuram	F	SF	Gen	Yes
		Geeta Virupakxhappa Pujar	Virupakxhappa	F	SF	Gen	Yes
		Parvathi Mammusab Shirager	Mammusab	F	SF	Gen	Yes
		Nirmala Dwarakaswami Hiremat	Dwarakaswami	F	Mar	Gen	Yes
		Matanagevva Gu Khanabasannavara	Gurunagouda	F	Mar	Gen	Yes
Saravanda	Laxmi SHG	Jayavva A Majjagi	Ajjappa	F	SF	Gen	Yes
		Adivekka B Benakankonda	Basavaraj	F	SF	Gen	Yes
		Gadigevva S Teggihalli	Shivappa	F	SF	Gen	Yes
		Gayatri S Bharamagoudra	S	F	SF	Gen	Yes
		Dyavakka K Badiger	K	F	mar	Gen	Yes
		Tirtavva K Agadi	K	F	SF	Gen	Yes
		Shivaganagavva Gu Gubber	Gurunagouda	F	SF	Gen	Yes
		Vanajakxi S Patil	Shivanagouda	F	SF	Gen	Yes
		Gangavva B Basanagoudra	BASANAGOUDA	F	SF	Gen	Yes
		kamalavva n Yalehole	NAGAPPA	F	SF	Gen	Yes
		Nirmala M Hosangadi	M	F	SF	Gen	Yes
		Shantavva D Ajjenni	D	F	SF	Gen	Yes
Benakanakonda	Poornima Devi	Geeta M Honnatti	M	F	SF	Gen	Yes
		Bibijan j Asndi	J	F	SF	Gen	Yes
		Channamma I Ingalagondi	I	F	SF	Gen	Yes
		Sankamma S Gundapalavara	S	F	mar	Gen	Yes
		chamanbi Gundagatti		F	mar	Gen	Yes
		Khamarunnabi Asundi		F	mar	Gen	Yes
		Shabinabanu Bisalahalli		F	SF	Gen	Yes
		Yasinabi M Ratimani	M	F	SF	Gen	Yes

Village Name	Self Help Group Name	Name of Member	Father/ Husband Name	Gender	Landholding Category (Landless Farmer/ Large Farmer/Marginal Farmer/ Small Farmer)	Caste Category (SC/ST/Others/ Minorities/OBC/ BC-1/BC-2/Gen/EBC)	BPL (Yes/No)
		Ashabi M Olekar	M	F	mar	Gen	Yes
		Rudravva Maheshappa kammar	Maheshappa	F	mar	Gen	Yes
		Shakila Babusab Doddamani	Babusab	F	mar	Gen	Yes
		Guttevva Guddappa Kengannanavar	Guddappa	F	SF	Gen	Yes
		Neelavva Sangappa Uppar	Sangappa	F	SF	Gen	Yes
		Bibijan Husenasab Bisalahalli	Husenasab	F	mar	Gen	Yes
		Roopa Mahadevappa Pujar	Mahadevappa	F	SF	Gen	Yes
		Manjula Erappa Madivalar	Erappa	F	mar	Gen	Yes
		Salima Rajasab Dandenahalli	Rajasab	F	mar	Gen	Yes
		Mubina Peerasab Ratimani	Peerasab	F	SF	Gen	Yes
		Chamanabi Husenasab Ratimani	Husenasab	F	SF	Gen	Yes
		Sabinabanu Mahamadasab Ratimani	Mahamadasab	F	SF	Gen	Yes
	Shakti SHG	Renuka N Angadi	NAGAPPA	F	SF	Gen	Yes
		lalitha M Madivalar	M	F	SF	Gen	Yes
		Gouravva Gu Madivalar	G	F	mar	Gen	Yes
		Saroja N Angadi	NAGAPPA	F	mar	Gen	Yes
		Basavva H Banakar	H	F	mar	Gen	Yes
		Arpita n Angadi	Erappa	F	mar	Gen	Yes
		Manjula E Balegar	Erappa	F	mar	Gen	Yes
		Yankavva T Angadi	T	F	LL	Gen	Yes
		Saroja B Mudihal	B	F	LL	Gen	Yes
		Shantavva B Kodari	B	F	LL	Gen	Yes
		Savitha C Angadi	Chandrappa	F	SF	Gen	Yes
		Renuka M Kayakad	M	F	SF	Gen	Yes
		Deepa M Madivalar	M	F	SF	Gen	Yes
		Joythi M kayakad	M	F	SF	Gen	Yes
		Suma B Murakamani	M	F	SF	Gen	Yes

Village Name	Self Help Group Name	Name of Member	Father/ Husband Name	Gender	Landholding Category (Landless Farmer/ Large Farmer/Marginal Farmer/ Small Farmer)	Caste Category (SC/ST/Others/ Minorities/OBC/ BC-1/BC-2/Gen/EBC)	BPL (Yes/No)
Benakanakonda	Kalikadevi	Asha Malatesh kammara	Malatesh	F	SF	Gen	Yes
		Paravva Malatesha Kachchahabi	Malatesha	F	LL	Gen	Yes
		Karabasavva Kariyappa Kammar	Kariyappa	F	LL	Gen	Yes
		Jayavva Ningappa Kammar	Ningappa	F	SF	Gen	Yes
		Kariyavva Ganeshappa Kammar	Ganeshappa	F	LL	Gen	Yes
		Manjavva Maheshappa Angadi	Maheshappa	F	LL	Gen	Yes
		Savitra Guddappa Manigar	Guddappa	F	SF	Gen	Yes
		Iaxmidevi Lokachari Kammar	Lokachari	F	SF	Gen	Yes
		Sunitha Linganaagouda Sanganaagouda	Linganaagouda	F	LL	Gen	Yes
		Ratnavva Pachappa Halligudi	Pachappa	F	SF	Gen	Yes
		Honnava Umesha Kachcharavi	Umesha	F	mar	Gen	Yes
		Malavva Basappa Kachcharabi	Basappa	F	SF	Gen	Yes
		Puspa kariyappa Mudihal	kariyappa	F	mar	Gen	Yes
		Huvakka Tippesha Hadimani	Tippesha	F	SF	Gen	Yes
		Geeta Mahadevappa Halligudi	Mahadevappa	F	SF	Gen	Yes
		Vidya Maruti halligudi	Maruti	F	SF	Gen	Yes
		Ialitha Nagappa Angadi	Nagappa	F	SF	Gen	Yes
		Kamalavva Nagappa Kaler	Nagappa	F	mar	Gen	Yes
		Basavva Hanumantappa Mudihal	Hanumantappa	F	SF	Gen	Yes
		Manjavva Basappa Pujar	Basappa	F	SF	Gen	Yes



Village Name	Self Help Group Name	Name of Member	Father/ Husband Name	Gender	Landholding Category (Landless Farmer/ Large Farmer/Marginal Farmer/ Small Farmer)	Caste Category (SC/ST/Others/ Minorities/OBC/ BC-1/BC-2/Gen/EBC)	BPL (Yes/No)
	Kariyamma Devi	Lalita C Kammara	Chandrappa	F	SF	Gen	Yes
		Mamata P Hadimani	P	F	mar	Gen	Yes
		Lalita V karader	V	F	SF	Gen	Yes
		Chandabi K Shirageri	Kariyappa	F	SF	Gen	Yes
		Premavva R Gundappalavara	R	F	LL	Gen	Yes
		Bibijan Hadimani		F	SF	Gen	Yes
		Sunanda R kambali	R	F	SF	Gen	Yes
		Mariyavva C Kamabali	Chandrappa	F	SF	Gen	Yes
		Lalita C Kammara	Chandrappa	F	SF	Gen	Yes
		Sushilavva S Kusagur	S	F	LL	Gen	Yes
		Madevamma Kodari		F	SF	Gen	Yes
		Madevakka C Hadimani	Chandrappa	F	SF	Gen	Yes
		Manjula B Budihal	B	F	LL	Gen	Yes
		Manjula Yakkanahalli		F	mar	Gen	Yes
		Shahajanabi B Kallimani	B	F	SF	Gen	Yes
		Dyamavva R Badiger	R	F	SF	Gen	Yes
Jo.Halli	Vidya SHG	Hiriyamma Doddaputtappalavara		F	SF	Gen	Yes
		Pfremilavva Shivapuji		F	SF	Gen	Yes
		Lalita Shidenur		F	SF	Gen	Yes
		Vishalaxi Muddappalaara		F	SF	Gen	Yes
		Gadigevva Muddappalavara		F	SF	Gen	Yes
		Sunitavva Muddappalavara		F	SF	Gen	Yes
		Madevakka Muddappalavara		F	SF	Gen	Yes
		Deviravva Mudappalavara		F	SF	Gen	Yes
		Jyothi Muddappalavara		F	SF	Gen	Yes
		Renuka Muddappalavara		F	SF	Gen	Yes
		Savitha S Masanagi		F	SF	Gen	Yes

Village Name	Self Help Group Name	Name of Member	Father/ Husband Name	Gender	Landholding Category (Landless Farmer/ Large Farmer/Marginal Farmer/ Small Farmer)	Caste Category (SC/ST/Others/ Minorities/OBC/ BC-1/BC-2/Gen/EBC)	BPL (Yes/No)
		Basavva		F	SF	Gen	Yes
		Mangala		F	SF	Gen	Yes
		Shobha		F	SF	Gen	Yes
		Sushilavva Masanagi		F	SF	Gen	Yes
		Shankravva patil		F	LL	Gen	Yes
		Manjava Karadi		F	LL	Gen	Yes
		Maliyavva Muddappalavara		F	LL	Gen	Yes
	Laxmi SHG	Hemavathi Jagadish Kunchr	Jagadish	F	LL	Gen	Yes
		Chinnavva Malishantappa Kunchr	Malishantappa	F	LL	Gen	Yes
		Neelavva Basanagouda Kunchur	Basanagouda	F	LL	Gen	Yes
		Savitha Nagaraj Kunchur	Nagaraj	F	SF	Gen	Yes
		Neelavva Basanagouda Hosagoudra	Basanagouda	F	LL	Gen	Yes
		Shushilavva Hanumantappa Anveri	Hanumantappa	F	SF	Gen	Yes
		Vinoda Basavaraj Pujar	Basavaraj	F	LL	Gen	Yes
		Maliyavva Rudrappa Pujar	Rudrappa	F	SF	Gen	Yes
		Roopa Hanumantappa Hottigudra	Hanumantappa	F	LL	Gen	Yes
		Gadigevva hanumantapa Hottigoudra	hanumantapa	F	SF	Gen	Yes
		Disha Somappa Hosagoudra	Somappa	F	LL	Gen	Yes
		Shantavva Renukappa parappanavara	Renukappa	F	SF	Gen	Yes
		Shantavva Shankrappa Muddappalavara	Shankrappa	F	SF	Gen	Yes
		Mamata Basavaraj Muddappalavara	Basavaraj	F	LL	Gen	Yes
		Kamalavva Malishantappa channagoudra	Malishantappa	F	SF	Gen	Yes
		Nagamma Kotreshppa Nekar	Kotreshppa	F	SF	Gen	Yes
		Jayamma Goneppa Nekar	Goneppa	F	LL	Gen	Yes
		Sharada maliyappa Hottigoudra	maliyappa	F	SF	Gen	Yes
		Prema Huchchappa Masanagi		F	LL	Gen	Yes

Village Name	Self Help Group Name	Name of Member	Father/ Husband Name	Gender	Landholding Category (Landless Farmer/ Large Farmer/Marginal Farmer/ Small Farmer)	Caste Category (SC/ST/Others/ Minorities/OBC/ BC-1/BC-2/Gen/EBC)	BPL (Yes/No)
	Kariyamma Devi	Ratnavva Danappa Sannamani		F	SF	ST	Yes
		Renuka Hanumantappa Sannamani		F	LL	ST	Yes
		Shushilavva H Kondajji		F	SF	ST	Yes
		Basavva Kuberappa Sannamani		F	SF	ST	Yes
		Sharavva Choudanayak Sannamani		F	LL	ST	Yes
		Somakka Ningapa olekar		F	SF	ST	Yes
		Shanta Huchchappa Kusagur		F	SF	ST	Yes
		Renukavva nagappa sannamani		F	SF	ST	Yes
		Nagavva Manjappa Sannamni		F	LL	ST	Yes
		Indravva Rameshappa Sannamni		F	SF	ST	Yes
	Renuka devi SHG	Begam Haiyadsab honda		F	SF	Gen	Yes
		Nagina banu dadapeer Honda		F	LL	Gen	Yes
		Pairoja Jabbarasab		F	LL	Gen	Yes
		Mamataj Bi Haiyatsab		F	SF	Gen	Yes
		Reshma Babusab		F	LL	Gen	Yes
		Saroja Abdulsab		F	SF	Gen	Yes
		Nilaganagavva Bheemappa Kadaramandalagi		F	SF	Gen	Yes
		Jaibunabbi mahamad Anaji		F	LL	Gen	Yes
		Shivakka Kariyappa Talavar		F	SF	Gen	Yes
		Puttakka Talavara		F	SF	Gen	Yes
		Shantavva Ramappa Kadaramandalagi		F	SF	Gen	Yes
		Kamlamma Kannappa Talavar		F	LL	Gen	Yes
		Parida Kamalasab Madlur		F	SF	Gen	Yes
		Honnava Nagappa Talavar		F	SF	Gen	Yes
		Nurajaha Hajaratali Honda		F	SF	Gen	Yes

Village Name	Self Help Group Name	Name of Member	Father/ Husband Name	Gender	Landholding Category (Landless Farmer/ Large Farmer/Marginal Farmer/ Small Farmer)	Caste Category (SC/ST/Others/ Minorities/OBC/ BC-1/BC-2/Gen/EBC)	BPL (Yes/No)
Asundi	Mariamma Devi	Yallamma Kotresha paravater		F	SF	ST	Yes
		Manjula H teredahalli		F	SF	ST	Yes
		Girijavva H Godeemmi		F	SF	ST	Yes
		Renuka R Hireyakkanavara		F	LL	SC	Yes
		Jayalaxmi Siddappanavara		F	SF	ST	Yes
		kariyavva B Parvater		F	SF	ST	Yes
		Parvatevva B Parvter		F	LL	ST	Yes
		Puttavva R Basannavara		F	SF	ST	Yes
		Prema B Malagi		F	SF	ST	Yes
		Honnavva S Kachcaravi		F	SF	SC	Yes
		Savitra B Siddammanavara		F	SF	ST	Yes
		Choudamma Shiddappanavara		F	SF	ST	Yes
		Savitha P Parvater		F	SF	ST	Yes
		Sunitha H kunter		F	SF	ST	Yes
		Neelavva B Bangali		F	SF	ST	Yes
	Kittur Rani Channamma	Hanumavva Shiddappa Neeramani		F	SF	Gen	Yes
		Deepa Dilleppa Neramani		F	SF	Gen	Yes
		Channavva Ningappa Niramani		F	LL	Gen	Yes
		Ratnavva Mailareppa Niramani		F	SF	Gen	Yes
		Sulochana S Duleholi		F	SF	Gen	Yes
		Bhoomika C Haveri		F	SF	Gen	Yes
		Hanumavva Mukeshappa Barki		F	SF	ST	Yes
		Gouravva Shivaputra Doddabudiyavara		F	LL	Gen	Yes
		Muttavva Ramappa Niramani		F	LL	Gen	Yes
		Guttevva Ningappa Niramani		F	SF	Gen	Yes

Village Name	Self Help Group Name	Name of Member	Father/ Husband Name	Gender	Landholding Category (Landless Farmer/ Large Farmer/Marginal Farmer/ Small Farmer)	Caste Category (SC/ST/Others/ Minorities/OBC/ BC-1/BC-2/Gen/EBC)	BPL (Yes/No)
	Beereswara SHG	Shantavva Choudappa Budihal		F	LL	Gen	Yes
		Gangavva Basappa Budihal		F	SF	Gen	Yes
		Lalita Malatesh Budihal		F	LL	Gen	Yes
		Meharunnabi Valisab kademani		F	SF	Gen	Yes
		Lalita Nagaraj Sannagangammanavara		F	LL	Gen	Yes
		Mamatajbi Husenasab Kademani		F	SF	Gen	Yes
		Shakila Mardanasab Bisalahalli		F	SF	Gen	Yes
		Shamshadabi Rajabakxa Billahalli		F	LL	Gen	Yes
		Nagma Rajabhakxa Billalli		F	LL	Gen	Yes
		Vanitha Basappa Bisalahalli		F	SF	Gen	Yes
		Mamata Basappa Muddenni		F	SF	Gen	Yes
		Chaitra Choudappa Budihal		F	LL	Gen	Yes
		Jyothi Malatesh Niramani		F	LL	Gen	Yes
		Husenabi Peerasab Billalli		F	SF	Gen	Yes
		Fathima Husenasab Billalli		F	SF	Gen	Yes
	Dyamavva Devi SHG	Renuka Ramappa Barki		F	LL	ST	Yes
		Madevakka Dyamappa Barki		F	LL	ST	Yes
		Renuka Shankrappa Kariyannanavara		F	SF	ST	Yes
		Paravva Ningappa Barki		F	LL	ST	Yes
		Hanumavva Nagappa Siddannanavara		F	LL	ST	Yes
		Lata kuberappa Kammara		F	SF	Gen	Yes
		Yallavva guddappa Barki		F	SF	ST	Yes
		Renuka Guddappa Erannanavara		F	SF	ST	Yes
		Honnavva karabasappa Erannanavara		F	SF	ST	Yes
		Suma Ganesha Doddabudial		F	SF	Gen	Yes
		Shruthi Chandrappa Erannanavara		F	SF	ST	Yes

Village Name	Self Help Group Name	Name of Member	Father/ Husband Name	Gender	Landholding Category (Landless Farmer/ Large Farmer/Marginal Farmer/ Small Farmer)	Caste Category (SC/ST/Others/ Minorities/OBC/ BC-1/BC-2/Gen/EBC)	BPL (Yes/No)
		Drakxhayani Malatesha Barki		F	LL	ST	Yes
		Shantavva Suresh Banakara		F	LL	ST	Yes
		Laxmi Hanumantappa Alalageri		F	SF	ST	Yes
		Kavitha Neelapa Barki		F	SF	ST	Yes
	Parvathi devi	Sharada Mallikarjun Haveri		F	LL	Gen	Yes
		Girjavva kariyappa Mulimani		F	LL	Gen	Yes
		Shushilavva mahadevappa Nelogalla		F	SF	Gen	Yes
		Paravva Erappa Kadaramandalagi		F	SF	Gen	Yes
		Shantavva Hemappa Mulimani		F	SF	Gen	Yes
		Mangala Virupakxappa Kadakola		F	SF	Gen	Yes
		Neelavva Nagappa Nelogalla		F	SF	Gen	Yes
		Geeta Mantayya Hiremat		F	LL	Gen	Yes
		Rudamma Kotrayya Hittalabhavimata		F	LL	Gen	Yes
		Nagamma Shekappa Halageri		F	SF	Gen	Yes
		Shankravva Dundeppa Halageri		F	LL	Gen	Yes
		Mahadevakka Tippanna Halageri		F	LL	Gen	Yes
		Manjula Parameshappa Channagoudra		F	SF	Gen	Yes
		Jayamma Parameshappa Hullamani		F	SF	Gen	Yes
		Shantavva Basavaraj Hullamani		F	SF	Gen	Yes
		Eramma Virupakxappa Gadiyammanavara		F	SF	Gen	Yes
		Karabasavva Basappa Negalur		F	LL	Gen	Yes
		Vijaya Viresh Maribasannanavara		F	LL	Gen	Yes
		Pramilavva Eswarappa Negalur		F	SF	Gen	Yes
		Shakuntala Nagappa Gadiyappanavara		F	LL	Gen	Yes

Village Name	Self Help Group Name	Name of Member	Father/ Husband Name	Gender	Landholding Category (Landless Farmer/ Large Farmer/Marginal Farmer/ Small Farmer)	Caste Category (SC/ST/Others/ Minorities/OBC/ BC-1/BC-2/Gen/EBC)	BPL (Yes/No)
Hale Hulihalli	Akkamahadevi SHG	Jamalabi M Katenahalli		F	LL	Gen	Yes
		Shankravva N Balanagoudra		F	SF	Gen	Yes
		Mallavva Gu Bannihatti		F	LL	Gen	Yes
		Girjavva C Patil		F	LL	Gen	Yes
		Nilavva N Balaagoudra		F	SF	Gen	Yes
		Bibavva S katenahalli		F	SF	Gen	Yes
		Deviravva R Patil		F	SF	Gen	Yes
		Dyamavva R Goravar		F	SF	Gen	Yes
		Manjavva B Chinnanavara		F	SF	Gen	Yes
		Basavva D Belavagi		F	LL	Gen	Yes
		Asha M Bidari		F	LL	Gen	Yes
		Mamatavva R Kadur		F	SF	Gen	Yes
		Meru B Katenahalli		F	LL	Gen	Yes
		Fakkiravva R Bidari		F	LL	Gen	Yes
		Hazaratavva J Bidari		F	SF	Gen	Yes
Hale Hulihalli	Durugadevi	Channabasavva Mudalashimi		F	SF	Gen	Yes
		Nagamma m Bandari		F	LL	Gen	Yes
		Gouravva P Huchchnanvara		F	LL	Gen	Yes
		Shantavva B kanavalli		F	SF	Gen	Yes
		Shamshad H Bidari		F	LL	Gen	Yes
		Gouravva H Huchchnanavar		F	LL	Gen	Yes
		Hasanavva Sha Huchchnanavara		F	SF	Gen	Yes

Village Name	Self Help Group Name	Name of Member	Father/ Husband Name	Gender	Landholding Category (Landless Farmer/ Large Farmer/Marginal Farmer/ Small Farmer)	Caste Category (SC/ST/Others/ Minorities/OBC/ BC-1/BC-2/Gen/EBC)	BPL (Yes/No)
		Kariyavva N Huchchannavara		F	LL	Gen	Yes
		Indravva M Chinnanavara		F	LL	Gen	Yes
		Ramijabi K katenahalli		F	SF	Gen	Yes
		Basavva Balagoudra		F	LL	Gen	Yes
		Pakkiravva S Gangannanavara		F	LL	Gen	Yes
		Gouravva H Gangannanavara		F	SF	Gen	Yes
		Kariyavva B Choutagi		F	SF	SC	Yes
		Fakkiravva Madivalara		F	SF	Gen	Yes
		Gutteva K Bannihatti		F	SF	Gen	Yes
	Dyamavva Devi SHG	Jayyavva Chapparadahalli		F	LL	Gen	Yes
		Honnavva Adinavar		F	SF	Gen	Yes
		Lakxmi Havanur		F	SF	Gen	Yes
		Lalita Harogoppa		F	LL	Gen	Yes
		Hanumavva		F	SF	Gen	Yes
		Kariyavva Huchchcannanavar		F	SF	Gen	Yes
		Girijavva Kambali		F	SF	Gen	Yes
		Kariyavva Havanur		F	SF	Gen	Yes
		Ratnavva Madivalar		F	SF	Gen	Yes
		Gangavva Huchchannanavra		F	LL	Gen	Yes
		Afroj Saravanda		F	SF	Gen	Yes
		Shashikala Huchchannanavar		F	SF	Gen	Yes
		Pakkiravva n Karehuchchannanavara		F	LL	Gen	Yes
		Bibi Ayisha Jammakkanavara		F	SF	Gen	Yes
		Geeta Huchchannanavar		F	SF	Gen	Yes
		Jenavva Jammakkanavara		F	LL	Gen	Yes
T. D Koppa	Belavadi Mallamma	Jayamma Durugappa Naduvinamani		F	SF	SC	Yes
		Shashikala Shiddappa Shiddappalavara		F	SF	SC	Yes
		Yashoda Lokesha Naduvinamani		F	SF	SC	Yes



Village Name	Self Help Group Name	Name of Member	Father/ Husband Name	Gender	Landholding Category (Landless Farmer/ Large Farmer/Marginal Farmer/ Small Farmer)	Caste Category (SC/ST/Others/ Minorities/OBC/ BC-1/BC-2/Gen/EBC)	BPL (Yes/No)
		Shivakka Ragappa Kademani		F	LL	SC	Yes
		Honnaava T Naduvinamani		F	SF	SC	Yes
		Fakkiravva Shiddappa Naduvunamani		F	SF	SC	Yes
		Manjula Shidappa Holiyammanavara		F	LL	SC	Yes
		Nagavva Ranagappa Naduvinamani		F	SF	SC	Yes
		Savitravva Durugappa Kademani		F	SF	SC	Yes
		Channavva Ramappa Naduvinamani		F	SF	SC	Yes
		Shanatvva Fakkirappa Goravara		F	LL	SC	Yes
		Laxmavva Nagappa Naduvinamani		F	SF	SC	Yes
		Ratna Ragappa Olekara		F	SF	ST	Yes
		Renuka Rangappa Olekar		F	LL	ST	Yes
	Kittur Rani Channamma	Nagaveni Basanagouda Goudra		F	SF	Gen	Yes
		Uma Jagadisha Sadar		F	SF	Gen	Yes
		Netravathi Malatesh Banakara		F	LL	Gen	Yes
		Parvathi Basappa Maidur		F	LL	Gen	Yes
		Indravva Linganagouda Patil		F	SF	Gen	Yes
		Ratnavva Venakanagouda Patil		F	SF	Gen	Yes
		Premavva Girishagouda Patil		F	SF	Gen	Yes
		Nagaratna Dannayya Matad		F	LL	Gen	Yes
		Paravva Shivappa Mallur		F	SF	Gen	Yes
		Pushapa Jagadisha Dasareddi		F	SF	Gen	Yes
		Shashikala Rangappa Dasareddi		F	SF	Gen	Yes
		Niramala Sureshappa Olekar		F	SF	ST	Yes
Halageri	Banashankari Devi SHG	Jayavva Shivappa Belakeri		F	SF	ST	Yes
		Sharada Basalingappa Belakeri		F	LL	ST	Yes
		Sharada Hanumantappa Belakeri		F	LL	ST	Yes
		Honnaava Mudappalavara		F	SF	Gen	Yes
		Shahidabi Jabirasab Khazi		F	SF	Gen	Yes
		Rihanabanu Imamasab Havanur		F	LL	Gen	Yes

Village Name	Self Help Group Name	Name of Member	Father/ Husband Name	Gender	Landholding Category (Landless Farmer/ Large Farmer/Marginal Farmer/ Small Farmer)	Caste Category (SC/ST/Others/ Minorities/OBC/ BC-1/BC-2/Gen/EBC)	BPL (Yes/No)
		Renuka Manjappa Sunagar		F	SF	ST	Yes
		Yallavva Nanjundaswami Antaravalli		F	SF	Gen	Yes
		Geeta Lingaraj Hanchinamni		F	SF	Gen	Yes
		Shamashad Ahamad Kancharagatti		F	SF	Gen	Yes
		Saibaz Khazi		F	SF	Gen	Yes
	BiBi Fatima SHG	Renuka D A		F	SF	Gen	Yes
		Meharunnisa Katib		F	SF	Gen	Yes
		Sharada B Malladad		F	SF	Gen	Yes
		Kotramma Ritti		F	SF	Gen	Yes
		Sahera Benahalli		F	LL	Gen	Yes
		Salma Banavalli		F	LL	Gen	Yes
		Meharunnisa Bevinhalli		F	SF	Gen	Yes
		Shajadabi Khaji		F	SF	Gen	Yes
		Hashmt Khazi		F	SF	Gen	Yes
		Hasina Bevinhalli		F	Mar	Gen	Yes
		Ujjamma Kailasad		F	SF	Gen	Yes
		Shahida Katenahalli		F	SF	Gen	Yes
		Savitha Sivapujimata		F	Mar	Gen	Yes
		Tasina Tattimani		F	SF	Gen	Yes
	Choudeswari Devi SHG	Chandramma Budihal		F	LL	Gen	Yes
		Gangavva Horakeri		F	SF	Gen	Yes
		Saroja C Makanur		F	SF	Gen	Yes
		Honnappa Y Makanur		F	SF	Gen	Yes
		Nilamma H Makanur		F	SF	Gen	Yes
		Ratnavva G Makanur		F	SF	Gen	Yes
		Vimalaxavva G Makanur		F	SF	Gen	Yes
		Saroja S Horakeri		F	SF	Gen	Yes
		Shantavva Totager		F	SF	Gen	Yes
		Kariyavva G Birajjanavara		F	SF	Gen	Yes
		Akkamma c Totager		F	SF	Gen	Yes

Village Name	Self Help Group Name	Name of Member	Father/ Husband Name	Gen der	Landholding Category (Landless Farmer/ Large Farmer/Marginal Farmer/ Small Farmer)	Caste Category (SC/ST/Others/ Minorities/OBC/ BC-1/BC-2/Gen/EBC)	BPL (Yes/No)
		Suma S Harogoppa		F	SF	Gen	Yes
		Basamma N Naduvinakeri		F	LL	Gen	Yes
		Indira S Naduvinakeri		F	SF	Gen	Yes
		Shilpa R bidari		F	SF	Gen	Yes
		Chandravva M Birajjanavara		F	SF	Gen	Yes
		Mangala S Kirageri		F	SF	Gen	Yes
Halageri	Dhanalaxmi SHG	Nirmala Somappa kadur		F	SF	Gen	Yes
		Shanta Siddappa Doddajatteppanavara		F	SF	Gen	Yes
		Yashodha Basavaraj Kudagola		F	SF	Gen	Yes
		Savitra Ramesha Narajji		F	SF	Gen	Yes
		Basavva Revaneppa Kannappalavara		F	SF	Gen	Yes
		Huvakka Jatteppa Kudagol		F	SF	Gen	Yes
		Sumitra Basappa Kadur		F	SF	Gen	Yes
		Parvatevva Shankrappa Kadur		F	SF	Gen	Yes
		Roopa Karegouda Kadur		F	SF	Gen	Yes
		Nagavva Shivapp Doddujjappavara		F	SF	Gen	Yes
		Mangala Basalingappa Kadur		F	LL	Gen	Yes
		Pushappa Veerendra Kadur		F	SF	Gen	Yes
		Sivamma Ramappa Goneppanavara		F	SF	ST	Yes
		Kavya Ravi Kadur		F	SF	Gen	Yes
		Jyohi Revaneppa Kannappalavara		F	SF	Gen	Yes
		Channabasavva Shiddappa Kadur		F	SF	Gen	Yes
		Vanajakshi Tippanna Kadur		F	SF	Gen	Yes
		Mamata Krishanappa Goneppanavara		F	SF	ST	Yes

Village Name	Self Help Group Name	Name of Member	Father/ Husband Name	Gender	Landholding Category (Landless Farmer/ Large Farmer/Marginal Farmer/ Small Farmer)	Caste Category (SC/ST/Others/ Minorities/OBC/ BC-1/BC-2/Gen/EBC)	BPL (Yes/No)
		Gouramma Hanumantappa Krishanapur		F	SF	Gen	Yes
		Nimala Jateppa Doddujappalavara		F	SF	Gen	Yes
	Renukadevi SHG	Anasuyamma Guddappa Kumbar		F	SF	Gen	Yes
		Karabasavva Karabasappa Kumabar		F	SF	Gen	Yes
		Shobha Nagappa Totager		F	SF	Gen	Yes
		Swapana Maheshappa Shiraguppi		F	SF	Gen	Yes
		Devirakka Hemanna Kumbar		F	SF	Gen	Yes
		Paravati Umeshayya Kambalimata		F	LL	Gen	Yes
		Kamalavva Shiddappa Kumbar		F	SF	Gen	Yes
		Anjanemma Pakkirappa Kumbar		F	SF	Gen	Yes
		Rudramma sureshappa Kumbar		F	SF	Gen	Yes
		Lalitavva Nagappa Kumbar		F	SF	Gen	Yes
		Paravva Bharamappa Kumbar		F	SF	Gen	Yes
		Gouravva Mailappa Kumbar		F	SF	Gen	Yes
		Shashukala Abhishek Kumbar		F	SF	Gen	Yes
		Basavva Binbasappa Kumbar		F	SF	Gen	Yes
		Sharada Ramesha Kumbar		F	SF	Gen	Yes
		Sudha Ramesha Kumbar		F	SF	Gen	Yes
		Yallavva Manjunatha Kumbar		F	SF	Gen	Yes
		Nagaveni Jamalappa Kumabar		F	SF	Gen	Yes
		Bindu Shivaraj Kumabar		F	SF	Gen	Yes
		Mangala Maruthi Kumbar		F	SF	Gen	Yes
	Tulasi SHG	Jayalaxmi Chanadrashekar Balikayi		F	SF	Gen	Yes
		Jabinabi Moulasab Sunkad		F	SF	Gen	Yes
		Jayashri Ajjappa Balikayi		F	SF	Gen	Yes
		Saherabanu Riyazahamad tumminakatti		F	SF	Gen	Yes
		Shakuntala Veerayya Kambalimata		F	SF	Gen	Yes

Village Name	Self Help Group Name	Name of Member	Father/ Husband Name	Gender	Landholding Category (Landless Farmer/ Large Farmer/Marginal Farmer/ Small Farmer)	Caste Category (SC/ST/Others/ Minorities/OBC/ BC-1/BC-2/Gen/EBC)	BPL (Yes/No)
		Roopa Girish Motagi		F	SF	Gen	Yes
		Nagaratna Revaneppa Neshvi		F	SF	Gen	Yes
		Puspa karabasappa Neshvi		F	SF	Gen	Yes
		Sanjana Gururaj Chikkerur		F	L L	Gen	Yes
		Soumya Nagaraja Neshvi		F	SF	Gen	Yes
		Fatima Mabusab Avaragol		F	SF	Gen	Yes
		Lalita Rudragouda dokannanavara		F	SF	Gen	Yes
		Hasinabi Hasanasab Billalli		F	SF	Gen	Yes
		Indra Anta Chikkerur		F	SF	Gen	Yes
		Sunitha Jagadisha Totager		F	SF	Gen	Yes
		Ashabi Irapan sab Javali		F	SF	Gen	Yes
		Shabina Sunkad		F	SF	Gen	Yes
		Fairoj Akbarasab Billali		F	SF	Gen	Yes
	Bannimahakali SHG	Ganagamma Guddapa Doddamani		F	SF	Gen	Yes
		Premila Karabassappa Sannamani		F	SF	Gen	Yes
		Sannamma Basavantappa Malagi		F	mar	ST	Yes
		Shushilamma Kotrappa Shiddammanaara		F	mar	Gen	Yes
		Rekha Manjappa Madivalar		F	mar	Gen	Yes
		Renuka Hanumantappa Malagi		F	SF	ST	Yes
		Renuka Basavarajappa Sannamani		F	SF	Gen	Yes
		Shamashad Jabbarasab Patan		F	mar	Gen	Yes
		Dillashadbi esufsab Killedar		F	mar	Gen	Yes
		Nagaratna Veerabhadrappe Sannamani		F	mar	Gen	Yes
		Shantavva Madilavalappa Madivalar		F	SF	Gen	Yes
		Gangavva Manjappa Kayakad		F	SF	Gen	Yes

Village Name	Self Help Group Name	Name of Member	Father/ Husband Name	Gender	Landholding Category (Landless Farmer/ Large Farmer/Marginal Farmer/ Small Farmer)	Caste Category (SC/ST/Others/ Minorities/OBC/ BC-1/BC-2/Gen/EBC)	BPL (Yes/No)
	Jansi Rani Laxmibai SHG	Sumitra Bajantri		F	mar	SC	Yes
		Karabasamma S Muddi		F	SF	Gen	Yes
		Anasuya S Anveri		F	mar	Gen	Yes
		Shakuntala Patil		F	mar	Gen	Yes
		Radha L Shigli		F	SF	Gen	Yes
		Mabubi Katib		F	SF	Gen	Yes
		Guljarabi Itagi		F	SF	Gen	Yes
		Gangamma Gatti		F	SF	Gen	Yes
		Vishalakxi Halageri		F	SF	Gen	Yes
		Nagavva Bajantri		F	mar	Gen	Yes
		Hanumavva M Madivalar		F	mar	Gen	Yes
		Ratnakka Bistannanavar		F	mar	Gen	Yes
		Paravinabanu Itagi		F	mar	Gen	Yes
		Shakila Nalaband		F	mar	Gen	Yes
		Pharjanakhanam Itagi		F	LL	Gen	Yes
	Kittur Rani Channamma	Sita Karabasappa Karabasallavara	Karabasappa	F	LL	Gen	Yes
		Geeta Karegoda Karabasallavara	Karegoda	F	LL	Gen	Yes
		Leelavathi Kotrappa Nalavagal	Kotrappa	F	SF	Gen	Yes
		Leela somappa Muddappalavara	somappa	F	SF	Gen	Yes
		sharada Shanmukhappa Muddappalavara	Shanmukhappa	F	SF	Gen	Yes
		Lata Nagappa Karabasallavara	Nagappa	F	SF	Gen	Yes
		Vasanta maheshappa Muddappalavara	maheshappa	F	SF	Gen	Yes
		Paravva Shiddappa Muddappalavara	Shiddappa	F	SF	Gen	Yes
		Shantavva manjappa Malagi	manjappa	F	SF	Gen	Yes
		Ratnavva Manjappa Narajji	Manjappa	F	SF	Gen	Yes
		Neelavva Erappa Malagi	Erappa	F	SF	Gen	Yes
		Ratna Halanagouda Malagi	Halanagouda	F	SF	Gen	Yes
		Veena Shiddappa karabasallavara	Shiddappa	F	SF	Gen	Yes
		Gangavva shidappa Aladakatti	shidappa	F	SF	Gen	Yes
		swata basavaraj Karabasallavara	basavaraj	F	SF	Gen	Yes
		Karabasavva Jatteppa Jigali	Jatteppa	F	SF	Gen	Yes

Village Name	Self Help Group Name	Name of Member	Father/ Husband Name	Gender	Landholding Category (Landless Farmer/ Large Farmer/Marginal Farmer/ Small Farmer)	Caste Category (SC/ST/Others/ Minorities/OBC/ BC-1/BC-2/Gen/EBC)	BPL (Yes/No)
		Sumitra Rameshagouda karabasallavara	Rameshagouda	F	mar	Gen	Yes
		Mangala Shiddappa karabasallavara	Shiddappa	F	mar	Gen	Yes
		Vidya Channabasappa bathi	Channabasappa	F	mar	Gen	Yes
		Jayamma Shankrappa Doddujappalavara	Shankrappa	F	SF	Gen	Yes
	Durugadevi	Karabasamma Mantayya Karjigimata	Mantayya	F	SF	Gen	Yes
		Haseenabanu Moulasab Itagi	Moulasab	F	mar	Gen	Yes
		Ratnavva Jatteppa Magod	Jatteppa	F	mar	Gen	Yes
		Mamataz Babusab kallimani	Babusab	F	mar	Gen	Yes
		ummiya Akbar Khatib	Akbar	F	SF	Gen	Yes
		Kamma Erappa Hullatti	Erappa	F	SF	SC	Yes
		Shantavva karnalli		F	mar	SC	Yes
		Sumitravva Sharanappa Bettannavara	Sharanappa	F	SF	Gen	Yes
		Shayina Adulsab Mankanadar	Adulsab	F	mar	Gen	Yes
		Yaseen Saiyadali Katenahalli	Saiyadali	F	mar	Gen	Yes
		Mamat Shankrappa Malagi	Shankrappa	F	SF	Gen	Yes
		Ratnavva Basappa Kumbar	Basappa	F	SF	Gen	Yes
		Girijavva Mailareppa Kanakeri	Mailareppa	F	SF	SC	Yes
		Geeta Chandrappa Davanageri	Chandrappa	F	SF	SC	Yes
		Ratnavva Rajjappa Ganagapur	Rajjappa	F	SF	SC	Yes
	Sharadamba SHG	Renuka bheemappa Madialar	bheemappa	F	mar	Gen	Yes
		Shanta Basavaraj Kodagol	Basavaraj	F	mar	Gen	Yes
		Lakshamavva Chandrappa Kardi	Chandrappa	F	mar	ST	Yes
		Lalitavva Karabasappa Uppar	Karabasappa	F	mar	Gen	Yes
		Choudavva Basappa Naduvinkeri	Basappa	F	mar	SC	Yes
		Rita Mrutyunjaya Nandihallimata	Mrutyunjaya	F	LL	Gen	Yes
		Basavva Mahadevappa Madivalar	Mahadevappa	F	LL	Gen	Yes
		Tippavva Erappa Kanavalli	Erappa	F	LL	ST	Yes
		Kenchavva Shashikumar Honnatti	Shashikumar	F	SF	SC	Yes

Village Name	Self Help Group Name	Name of Member	Father/ Husband Name	Gen der	Landholding Category (Landless Farmer/ Large Farmer/Marginal Farmer/ Small Farmer)	Caste Category (SC/ST/Others/ Minorities/OBC/ BC-1/BC-2/Gen/EBC)	BPL (Yes/No)
		Siddappa Basavarajappa Doddagoudra	Basavarajappa	F	SF	Gen	Yes
		Radha Goneppa Mannammanavar	Goneppa	F	SF	Gen	Yes
		Seetavva Mariyappa Sankannanavara	Mariyappa	F	mar	Gen	Yes
		Jyothi Huligesha HediyaI	Huligesha	F	SF	SC	Yes
		Roopa Mahadevappa Kuppelur	Mahadevappa	F	mar	Gen	Yes
		Uma Devendrappa Muddappalavara	Devendrappa	F	mar	Gen	Yes
		Renuka Huchchappa Naduvinkeri	Huchchappa	F	SF	SC	Yes
		Ratna puttappa Giriyyappanavara	puttappa	F	SF	SC	Yes
		Geeta Venkatesha Ganagikoppa	Venkatesha	F	SF	Gen	Yes
		Savita Neelappa Mannannanavara	Neelappa	F	SF	Gen	Yes
		Madhu Chandrappa Antravalli	Chandrappa	F	SF	Gen	Yes
				F	mar	Gen	Yes
Hosa Hulihalli	Vidya SHG	Suma Devendra Mulimani	Devendra	F	mar	Gen	Yes
		Manjavva Yamuneppa Kunchur	Yamuneppa	F	mar	Gen	Yes
		Neelavva basappa Bajantri	basappa	F	mar	SC	Yes
		Radha Nanjappa Mulimani	Nanjappa	F	mar	Gen	Yes
		Hanumavva Yallappa Bajantri	Yallappa	F	LL	SC	Yes
		Laxmi Revaneppa Bajantri	Revaneppa	F	LL	Gen	Yes
		Mahadevakka Gudappa Kudrihal	Gudappa	F	LL	Gen	Yes
		Renavva Hanumantappa Pujannanavara	Hanumantappa	F	SF	Gen	Yes
		Honnavva Tammappa Pujannanavara	Tammappa	F	SF	Gen	Yes
		Laxhamavva Nagappa Mudenur	Nagappa	F	SF	Gen	Yes
		Puspa karibasappa Mudenur	karibasappa	F	SF	Gen	Yes
		Sharada Erappa Bajantri	Erappa	F	mar	SC	Yes
		Manjavva Manjappa Negalur	Manjappa	F	SF	Gen	Yes
		Geeta Manjappa Koravara	Manjappa	F	SF	SC	Yes
		Bharathi Anjappa Banappanavara	Anjappa	F	SF	Gen	Yes



### 3.Institution Building and Project Management

#### [ Chapter - III ] 3.7 User Groups (UGs) Details

Rs in lakhs

Village Name	Users Group Name	Users GroupCode	Group Formation Date (DD/MM/YYYY)	Number of Males	Number of Females
Asundi	SRI GRAMA DEVATE UG	1	21.01.2022	25	0
	SRI ULAVI BASAVESHWARA UG	2	21.01.2022	25	0
Hulihalli	SRI ANJANEYA UG	3	21.01.2022	25	0
	SRI DURGADEVI UG	4	21.01.2022	25	0
	SRI KARIYAMMA DEVI UG	5	21.01.2022	25	0
	SRI BIRESHWARA UG	6	21.01.2022	25	0
	SRI RAMALINGESHWARA UG	7	21.01.2022	25	0
	SRI VARADA UG	8	21.01.2022	25	0
Joisaraharalahalli	SRI MALISHANTESHWARA UG	9	21.01.2022	25	0
	SRI KUMARESHWARA UG	10	21.01.2022	25	0
	SRI YEDEYURU SIDDALINGESHWARA UG	11	21.01.2022	25	0
	SRI BASAVESHWARA UG	12	21.01.2022	25	0
	SRI DYAMAVVA DEVI UG	13	21.01.2022	25	0
	SRI MAILARA LINGESHWARA UG	14	21.01.2022	25	0
	SRI KANTESHWARA UG	15	21.01.2022	25	0
Ukkundha	SRI KANNIKERAMMA UG	16	21.01.2022	25	0

Village Name	Users Group Name	Users GroupCode	Group Formation Date (DD/MM/YYYY)	Number of Males	Number of Females
	SRI MALIMALLESHWARA UG	17	21.01.2022	25	0
	SRI BASAVESHWARA UG	18	21.01.2022	25	0
	SRI ADISHAKTHI UG	19	21.01.2022	25	0
Yerekuppi	SRI KANNIKERAMMA UG	20	21.01.2022	25	0
	SRI HEMAREDDI MALLAMMA UG	21	21.01.2022	25	0
	SRI MARUTHI UG	22	21.01.2022	25	0
	SRI GANGAPARAMESHWARI UG	23	21.01.2022	25	0
Saravandha	SRI DURGADEVI UG	24	21.01.2022	25	0
	SRI KARIYAMMA DEVI UG	25	21.01.2022	25	0
	SRI HIREKERUR DURGAMMA UG	26	21.01.2022	25	0
	SRI MAHESHWARA UG	27	21.01.2022	25	0
	SRI KRUSHI LAXMI UG	28	21.01.2022	25	0
Benakanakondda	SRI KARIYAMMA DEVI UG	29	21.01.2022	25	0
	SRI ESHWARA UG	30	21.01.2022	25	0
	SRI RAGHAVENDRA UG	31	21.01.2022	25	0
	SRI SIDDARUDHA UG	32	21.01.2022	25	0
Lakshmapur	SRI MUGABASAVESHWARA UG	33	21.01.2022	25	0
Tirumaladeevarakopp	SRI MAILARA LINGESHWARA UG	34	21.01.2022	25	0

Village Name	Users Group Name	Users GroupCode	Group Formation Date (DD/MM/YYYY)	Number ofMales	Number of Females
	SRI AMBABHAVANI UG	35	21.01.2022	25	0
Halageri	SRI HALASIDDESHWARA UG	36	21.01.2022	25	0
	SRI HARIHARESHWARA UG	37	21.01.2022	25	0
	SRI MURUGARAJENDRA UG	38	21.01.2022	25	0
Ranebennur	SRI VIVEKANANDA UG	39	21.01.2022	25	0
	SRI NARENDRA MODI UG	40	21.01.2022	25	0
	SRI ABDUL KALAM UG	41	21.01.2022	25	0
	SRI ATAL BIHARI VAJPAI UG	42	21.01.2022	25	0
	SRI ADISHAKTHI UG	43	21.01.2022	25	0
	SRI MOUNESHWARA UG	44	21.01.2022	25	0
	SRI KALIKADEVI UG	45	21.01.2022	25	0

**3.Institution Building and Project Management**  
**[ Chapter - III ] 3.7A User Group Member (UG) Details**

Rs in lakhs

Village Name	User Group Name	Name of Farmer	Father/ Husband Name	Farmer Code	Gender	Landholding Category (LandlessFarmer/ Large Farmer/Marginal Farmer/ Small Farmer)	Caste Category (SC/ST/Others/Min orities/OBC/BC- 1/BC-2/Gen/EBC)	BPL (Yes/No)
Asundi	SRI GRAMA DEVATE UG	guttalagaḍra prabhugaḍra		1	M	Marginal Farmer		Yes
		halagēri īśvarappa		2	M	Small Farmer		Yes
		halagēri basappa		3	M	Large Farmer		No
		halagēri bharata bin rāmappa asadāra bin rāmappa		4	M	Marginal Farmer		Yes
		halagēri īśvarappa		5	M	Small Farmer		Yes
		halagēri īśvarappa		6	M	Marginal Farmer		Yes
		halagēri maḷiyappa		7	M	Small Farmer		Yes
		īraṇṇanavara gaṅgam'ma		8	M	Marginal Farmer		Yes
		keṅ canagaḍra rāmanagaḍra		9	M	Small Farmer		Yes
		keṅ canagaḍra basanagaḍra		10	M	Marginal Farmer		Yes
		kōṇanavara yallavva		11	F	Small Farmer		Yes
		maradaṇṇanavara īśvarappa		12	M	Marginal Farmer		Yes
		maradeṇṇanava sumaṅgalā		13	M	Small Farmer		Yes
		maradeṇṇanavara sumaṅgalā		14	M	Large Farmer		No
		maṭhada śāntayya urpha śāntavīrayya		15	M	Marginal Farmer		Yes
		mudigaḍra andānagaḍra		16	M	Small Farmer		Yes
		mudigaḍra īranagaḍra		17	M	Marginal Farmer		Yes
		mudigaḍra nāganagaḍra		18	M	Small Farmer		Yes
		mūlimani basavarāja		19	M	Marginal Farmer		Yes
		Mūlimani nāgarāja		20	M	Small Farmer		Yes
		nadāpha jamālasāba		21	M	Marginal Farmer		Yes
		negaḷūra mardānasāba		22	M	Small Farmer		Yes
		piṅ jāra honnūrasāba		23	M	Marginal Farmer		Yes
		śiddappanavara nāgappa		24	M	Small Farmer		Yes

Village Name	User Group Name	Name of Farmer	Father/ Husband Name	Farmer Code	Gender	Landholding Category (LandlessFarmer/ Large Farmer/Marginal Farmer/ Small Farmer)	Caste Category (SC/ST/Others/Min orities/OBC/BC- 1/BC-2/Gen/EBC)	BPL (Yes/No)
Hulihalli	SRI ANJANEYA UG	Guḍagūra maunēśa cannabasappa		1	M	Large Farmer		No
		guḍagūra surēśa		2	M	Marginal Farmer		Yes
		guḍagūra ratnavva		3	F	Small Farmer		Yes
		pūjaṇṇanavara basappa		4	M	Marginal Farmer		Yes
		saṅḡivappa doḍḍamani. .		5	M	Small Farmer		Yes
		Vāli nāgavva kōm virupāksappa		6	M	Marginal Farmer		Yes
		koḷḷi hanumantappa		7	M	Small Farmer		Yes
		kulakarṇi rāmaṇṇa		8	M	Marginal Farmer		Yes

Village Name	User Group Name	Name of Farmer	Father/ Husband Name	Farmer Code	Gender	Landholding Category (LandlessFarmer/ Large Farmer/Marginal Farmer/ Small Farmer)	Caste Category (SC/ST/Others/Min orities/OBC/BC- 1/BC-2/Gen/EBC)	BPL (Yes/No)
		Dēvēndrappa baṇagāra.		9	M	Small Farmer		Yes
		Puṭṭappa koravara .		10	M	Marginal Farmer		Yes
		Bidari pīrasāba		11	M	Small Farmer		Yes
		śaphīlasāba tande rājēsāba bidari.		12	M	Large Farmer		No
		Canabasam'ma pūjaṇṇanavara.		13	M	Marginal Farmer		Yes
		Ramēśa tande jakkappa pūjaṇṇanavara.		14	M	Small Farmer		Yes
		Pūjaṇṇanavara hanamantappa		15	M	Marginal Farmer		Yes
		umēśa tande jakkappa pūjaṇṇanavara		16	M	Small Farmer		Yes
		Mallappa tande jakkappa pūjaṇṇanavara.		17	M	Marginal Farmer		Yes
		Pūjaṇṇanavara candrappa.		18	M	Small Farmer		Yes
		Baḍigēra urpha arkācāri paramēśvarappa		19	M	Marginal Farmer		Yes
		jain rājēśa		20	M	Small Farmer		Yes
		baḍigēra mañ julā urpa anasūyā kōm maunēśappa		21	M	Marginal Farmer		Yes
		rudragauḍa pāṭīla.		22	M	Small Farmer		Yes
		Ratnavva kōm kṛ ṣṇappa baḍigēra.		23	M	Large Farmer		No
		Mucakaṇṇanavara huccappa		24	M	Marginal Farmer		Yes
		Bharamagauḍa pāṭīla.		25	M	Small Farmer		Yes
	SRI DURGADEVI UG	Sōmanagauḍa pāṭīla.		26	M	Marginal Farmer		Yes
		Jakkaṇṇanavara kōṭeppa bin jakkappa		27	M	Small Farmer		Yes
		honnam'ma pūjaṇṇanavara. .		28	M	Marginal Farmer		Yes
		Maḍivālara maṇikaṇṭha		29	M	Small Farmer		Yes
		Cikkaṇṇanavara urf jakkaṇṇanavara. .		30	M	Marginal Farmer		Yes
		Maḍivālara dyāmappa		31	M	Small Farmer		Yes
		maḍivālara śivayōgi		32	M	Marginal Farmer		Yes
		Maḍivālara guḍḍappa		33	M	Small Farmer		Yes
		maḍivālara kañ cappa		34	M	Large Farmer		No
		maḍivālara huccappa		35	M	Marginal Farmer		Yes
		phakkirappa tande niṅgappa jakkaṇṇanavara.		36	M	Small Farmer		Yes
		Aśōka jakkaṇṇanavara.		37	M	Marginal Farmer		Yes
		Rāmappa bin jakkappa jakkaṇṇanavara.		38	M	Small Farmer		Yes
		Muccikkaṇṇanavara dēvēndrappa		39	M	Marginal Farmer		Yes
		Mucikkaṇṇanavara cinnappa		40	M	Small Farmer		Yes
		muccikkaṇṇanavara hēmappa		41	M	Marginal Farmer		Yes
		muccikkaṇṇanavara ravi		42	M	Small Farmer		Yes

Village Name	User Group Name	Name of Farmer	Father/ Husband Name	Farmer Code	Gender	Landholding Category (Landless Farmer/ Large Farmer/Marginal Farmer/ Small Farmer)	Caste Category (SC/ST/Others/Min orities/OBC/BC- 1/BC-2/Gen/EBC)	BPL (Yes/No)
		pāṭīla cannagaṭṭa		43	M	Marginal Farmer		Yes
		hādīmani kṛ ṣṇappa		44	M	Small Farmer		Yes
		Muccikkannanavara nīlam'ma		45	M	Large Farmer		No
		cannagaṭṭa pāṭīla		46	M	Marginal Farmer		Yes
		pāṭīla sumaṅgalā kōm maruḷasiddanagaṭṭa		47	M	Small Farmer		Yes
		pāṭīla cannagaṭṭa		48	M	Marginal Farmer		Yes
		bārki yallavva kōm śivappa		49	M	Small Farmer		Yes
		cannagaṭṭa pāṭīla		50	M	Marginal Farmer		Yes
	SRI KARIYAMMA DEVI UG	Mahmadahāśam mullā mahmada'ali		51	M	Small Farmer		Yes
		mullā khairunnīsā		52	M	Marginal Farmer		Yes
		mustākh ahmada mullā mahmada'ali		53	M	Small Farmer		Yes
		liyākat ali mullā mahmada'ali		54	M	Marginal Farmer		Yes
		abdulakhādara sāhēb mullā mahmada'ali sāhēb		55	M	Small Farmer		Yes
		hūnasikaṭṭi śiddappa		56	M	Large Farmer		No
		Sunnākhānavara mōhiddina		57	M	Marginal Farmer		Yes
		kittūra saṅganagaṭṭa		58	M	Small Farmer		Yes
		sunnākhānavara abdulakhādara		59	M	Marginal Farmer		Yes
		jādhava siddappa		60	M	Small Farmer		Yes
		Sunnākhānavara mōhiddina		61	M	Marginal Farmer		Yes
		kittūra saṅganagaṭṭa		62	M	Small Farmer		Yes
		sunnākhānavara abdulakhādara		63	M	Marginal Farmer		Yes
		jādhava siddappa		64	M	Small Farmer		Yes
		Maḷagi holiyappa		65	M	Marginal Farmer		Yes
		maḷagi guḍḍappa		66	M	Small Farmer		Yes
		jādhava sarōjābāyi kōm surēśa		67	M	Large Farmer		No
		māyaṅṅanavarasiddappa		68	M	Marginal Farmer		Yes
		jamālappa. Tande yamanappa. Māyaṅṅanavara. .		69	M	Small Farmer		Yes
		Bīrappa. Tande yamanappa.Māyaṅṅanavara. .		70	M	Marginal Farmer		Yes
		Rājappa. Tande yamanappa. Māyaṅṅanavara		71	M	Small Farmer		Yes
		Guḍḍappa. Tande yamanappa. Māyaṅṅanavara. .		72	M	Marginal Farmer		Yes

Village Name	User Group Name	Name of Farmer	Father/ Husband Name	Farmer Code	Gender	Landholding Category (LandlessFarmer/ Large Farmer/Marginal Farmer/ Small Farmer)	Caste Category (SC/ST/Others/Min orities/OBC/BC- 1/BC- 2/Gen/EBC)	BPL (Yes/No)
		Muddi bharamappa		73	M	Small Farmer		Yes
		muddi honakēra bin siddappa		74	M	Marginal Farmer		Yes
	SRI BIRESHWARA UG	muddi honakēra bin siddappa		75	M	Small Farmer		Yes
		muddi rudrappa		76	M	Marginal Farmer		Yes
		muddi niṅappa		77	M	Small Farmer		Yes
		muddi heggappa		78	M	Large Farmer		No
		muddi rēvaṅappa bin siddappa		79	M	Marginal Farmer		Yes
		Vivēka jaina.		80	M	Small Farmer		Yes
		Muddi guttem'ma kōm niṅappa		81	M	Marginal Farmer		Yes
		vikrama saṅghavi urpha jaina.		82	M	Small Farmer		Yes
		Muddi mallikārjuna bin khaṅappa		83	M	Marginal Farmer		Yes
		kicaḍi mallappa		84	M	Small Farmer		Yes
		kicaḍi puṭṭappa		85	M	Marginal Farmer		Yes
		kicaḍi cikappa		86	M	Small Farmer		Yes
		bharamappa. Tande duragappa. Kicaḍi. .		87	M	Marginal Farmer		Yes
		Kicaḍi mariyappa		88	M	Small Farmer		Yes
		kicaḍi bharamappa		89	M	Large Farmer		No
		āñ janēya tande duragappa kumari.		90	M	Marginal Farmer		Yes
		Kicaḍi bharamappa		91	M	Small Farmer		Yes
		kicaḍi mariyappa		92	M	Marginal Farmer		Yes
		Paramēśvarappa. Tande duragappa. Kicaḍi. .		93	M	Small Farmer		Yes
		Hullatti yamanappa		94	M	Marginal Farmer		Yes
		hullatti mallēśappa		95	M	Small Farmer		Yes
		kāñ śiddappa		96	M	Marginal Farmer		Yes
		kāñ duragappa		97	M	Small Farmer		Yes
		halagēri rāghavēndra		98	M	Marginal Farmer		Yes
		kambaḷi mudiyappa		99	M	Small Farmer		Yes
	SRI RAMALINGESHWARA UG	Kambaḷi sāvakka		100	M	Large Farmer		No
		nāyka kāntarāja		101	M	Marginal Farmer		Yes
		holiyam'manavara śaraṅabasava		102	M	Small Farmer		Yes
		nāgarāja. Tande basappa. Koppada. .		103	M	Marginal Farmer		Yes
		Gāmada mallikārjuna		104	M	Small Farmer		Yes
		kicaḍi mātaṅappa		105	M	Marginal Farmer		Yes
		nāgappa jālagāra urpha bēlūra.		106	M	Small Farmer		Yes



Village Name	User Group Name	Name of Farmer	Father/ Husband Name	Farmer Code	Gender	Landholding Category (LandlessFarmer/ Large Farmer/Marginal Farmer/ Small Farmer)	Caste Category (SC/ST/Others/Min orities/OBC/BC- 1/BC-2/Gen/EBC)	BPL (Yes/No)
		Kicaḍi mārtanḍappa bin huccappa		107	M	Marginal Farmer		Yes
		Basappa gūlaṅṅanavara.		108	M	Small Farmer		Yes
		Śāradā patri kōm bi ḍi patri		109	M	Marginal Farmer		Yes
		Nāgappa maṅṅaṅṅanavara.		110	M	Small Farmer		Yes
		Kicaḍi kamalavva kōm cannabasappa		111	M	Large Farmer		No
		kicaḍi gaṅgavva		112	M	Marginal Farmer		Yes
		gāḍi urpha gāḍēra kariyappa		113	M	Small Farmer		Yes
		gāḍi kariyappa		114	M	Marginal Farmer		Yes
		gāḍēra gutteppa		115	M	Small Farmer		Yes
		gāḍēra cōḷappa		116	M	Marginal Farmer		Yes
		koravara urph kuṅ cikoravara kollam'ma		117	M	Small Farmer		Yes
		Kicaḍi bharamappa		118	M	Marginal Farmer		Yes
		kicaḍi mallāreppa		119	M	Small Farmer		Yes
		myādāra yamanappa bin karabasappa		120	M	Marginal Farmer		Yes
		kāki hanumantappa		121	M	Small Farmer		Yes
		kāki bhīmappa		122	M	Large Farmer		No
		Gaṅēśa. Jagadīśvarappa. Baṅagāra. .		123	M	Marginal Farmer		Yes
		Baṅagāra candraśēkharappa		124	M	Small Farmer		Yes
	SRI VARADA UG	ballāri ḍilleppa		125	M	Marginal Farmer		Yes
		maṅṅaṅṅanavara mahadēvakka		126	M	Small Farmer		Yes
		manṅaṅṅanavara kannappa		127	M	Marginal Farmer		Yes
		mākanūra vīrabhadrapa		128	M	Small Farmer		Yes
		gauḍra gutteppa		129	M	Marginal Farmer		Yes
		Gauḍra bīrappa		130	M	Small Farmer		Yes
		gauḍra cōḷappa		131	M	Marginal Farmer		Yes
		māyaṅṅanavara duragappa		132	M	Small Farmer		Yes
		maḷagi siddappa		133	M	Large Farmer		No
		maḷagi kariyappa		134	M	Marginal Farmer		Yes
		Maḷagi karabasappa		136	M	Marginal Farmer		Yes
		Kicaḍi mārtanḍappa		137	M	Small Farmer		Yes
		ināmati kṛ ṣṅappa		138	M	Marginal Farmer		Yes
		hulagam'manavara niṅgappa		139	M	Small Farmer		Yes

Village Name	User Group Name	Name of Farmer	Father/ Husband Name	Farmer Code	Gender	Landholding Category (Landless Farmer/ Large Farmer/Marginal Farmer/ Small Farmer)	Caste Category (SC/ST/Others/Min orities/OBC/BC- 1/BC-2/Gen/EBC)	BPL (Yes/No)
		gauḍaśivaṅṅanavara maṅ junātha		142	M	Marginal Farmer		Yes
		Kārkōḷa śekhappa		143	M	Small Farmer		Yes
		Śivappa tande. Śiddappa nīlam'manavara.		144	M	Large Farmer		No
		marāḍūra lakṣmappa		145	M	Marginal Farmer		Yes
		marāḍūra pāṅḍuraṅga		146	M	Small Farmer		Yes
		hādīmani aśōkappa		147	M	Marginal Farmer		Yes
		hādīmani śivappa		148	M	Small Farmer		Yes
Halageri	SRI HALASIDDESHWARA UG	Dēsūra mariyappa		1	M	Marginal Farmer		Yes
		dēsūra donṅeppa		2	M	Small Farmer		Yes
		śiddappa hosamani.		3	M	Marginal Farmer		Yes
		Bisalahāḷi hasanabāba		4	M	Small Farmer		Yes
		subhānasāba bisalahāḷi.		5	M	Marginal Farmer		Yes
		Pāṅḷa basanagaḍa		6	M	Small Farmer		Yes
		pravīṅa hosamani. .		7	M	Large Farmer		No
		Bābu hosamani.		8	M	Marginal Farmer		Yes
		Dādāphira bisalahāḷi.		9	M	Small Farmer		Yes
		Haḍapada urpha saṅṅamani śaṅkara		10	M	Marginal Farmer		Yes
		Saṅṅamani urpha haḍapada basavarāja		11	M	Small Farmer		Yes
		haḍapada karabasappa		12	M	Marginal Farmer		Yes
		maṅ jappa kaḍūra.		13	M	Small Farmer		Yes
		maṅgēra sāvitṛā kōm guḍḍappa		14	M	Marginal Farmer		Yes
		aśōka kaḍūra.		15	M	Small Farmer		Yes
		Kannapuḷavara candrappa		16	M	Marginal Farmer		Yes
		kallappagaḍra sōmanagaḍa		17	M	Small Farmer		Yes
		karabasanagaḍa tande saṅṅappa urpha saṅṅappagaḍa malagaḍra.		18	M	Large Farmer		No
		Kallappagaḍa rāmanagaḍa		19	M	Marginal Farmer		Yes
		kallappagaḍra vīranagaḍa		20	M	Small Farmer		Yes
		siddanagaḍa karabasaḷḷēra.		21	M	Marginal Farmer		Yes
		Ke.Si sid'dhēśvara		22	M	Small Farmer		Yes
		basanagaḍa karabasaḷḷavara.		23	M	Marginal Farmer		Yes
		Maṅ janagaḍa karabasaḷḷēra.		24	M	Small Farmer		Yes
		Umā karabasaḷḷavara.		25	M	Marginal Farmer		Yes

Village Name	User Group Name	Name of Farmer	Father/ Husband Name	Farmer Code	Gender	Landholding Category (LandlessFarmer/ Large Farmer/Marginal Farmer/ Small Farmer)	Caste Category (SC/ST/Others/Min orities/OBC/BC- 1/BC-2/Gen/EBC)	BPL (Yes/No)
	SRI HARIHARESHWARA UG	Sōmanagaḍa karabasallaḷavara.		26	M	Small Farmer		Yes
		Kannappaḷavara hanumantappa		27	M	Marginal Farmer		Yes
		Kannappaḷavara śivappa		28	M	Small Farmer		Yes
		bharamappa tande basavaṇṇeppa kannappaḷavara.		29	M	Large Farmer		No
		Kannappaḷavara ajjappa		30	M	Marginal Farmer		Yes
		śambhu tande basavaṇṇeppa kannappaḷavara.		31	M	Small Farmer		Yes
		Malagaḍra śivānanda		32	M	Marginal Farmer		Yes
		kōḍ'ihalla candrappa		33	M	Small Farmer		Yes
		malagaḍra surēśa		34	M	Marginal Farmer		Yes
		saṇṇappa. Tande tirakappa. Malagaḍra. .		35	M	Small Farmer		Yes
		Mallagaḍra rāmanagaḍa		36	M	Marginal Farmer		Yes
		kōḍ'ihalla rudrappa		37	M	Small Farmer		Yes
		mallagaḍra karabasappa bin karēgaḍa		38	M	Marginal Farmer		Yes
		candrakalā kōm basappa kuḍupali.		39	M	Small Farmer		Yes
		Niṅganagaḍra cannabasanagaḍa bin śaṅkaragaḍa		40	M	Large Farmer		No
		niṅganagaḍra jayam'ma		41	M	Marginal Farmer		Yes
		śivappa tande bīrappa kōḍāri.		42	M	Small Farmer		Yes
		Candrakalā kōm basappa kuḍupali.		43	M	Marginal Farmer		Yes
		Kuḍukali tirakappa		44	M	Small Farmer		Yes
		Śivappa tande bīrappa kōḍāri.		45	M	Marginal Farmer		Yes
		Mudihāḷa basappa		46	M	Small Farmer		Yes
		mudihāḷa benakappa		47	M	Marginal Farmer		Yes
		hādmani śaṅkaragaḍa		48	M	Small Farmer		Yes
		mudihāḷa karabasappa		49	M	Marginal Farmer		Yes
		guṇḍappaḷavara urph baṅakāra jayappa		50	M	Small Farmer		Yes
	SRI MURUGARAJENDRA UG	antaravalli nāgēndrappa		51	M	Large Farmer		No
		antaravalli guḍḍappa		52	M	Marginal Farmer		Yes
		Bēvinahalli jamālasāba		53	M	Small Farmer		Yes
		Bēvinahalli mahmadagaususāba		54	M	Marginal Farmer		Yes

		bēvinahaḷḷi makhabullahmada		55	M	Small Farmer		Yes
		bēvinahaḷḷi meharūnnisā		56	M	Marginal Farmer		Yes
		hāvanūra gaṇēśappa		57	M	Small Farmer		Yes

Village Name	User Group Name	Name of Farmer	Father/ Husband Name	Farmer Code	Gender	Landholding Category (LandlessFarmer/ Large Farmer/Marginal Farmer/ Small Farmer)	Caste Category (SC/ST/Others/Min orities/OBC/BC- 1/BC-2/Gen/EBC)	BPL (Yes/No)
		hāvanūra mañ jappa		58	M	Marginal Farmer		Yes
		Hāvanūra nāgam'ma kōm śivappa		59	M	Small Farmer		Yes
		kaḍūra basavarāja		60	M	Marginal Farmer		Yes
		kaḍūra īrappa		61	M	Small Farmer		Yes
		kannappaḷavara basavarāja		62	M	Large Farmer		No
		kannappaḷavara bhīmappa		63	M	Marginal Farmer		Yes
		kannappaḷavara mañ jappa		64	M	Small Farmer		Yes
		kannappaḷavara ujjappa		65	M	Marginal Farmer		Yes
		kannappaḷavara basavarāja		66	M	Small Farmer		Yes
		kannappaḷavara bhīmappa		67	M	Marginal Farmer		Yes
		kannappaḷavara jagadīśa		68	M	Small Farmer		Yes
		kannappaḷavara jagadīśa		69	M	Marginal Farmer		Yes
		kannappaḷavara ujjappa		70	M	Small Farmer		Yes
		kāṭēnahalli anvarasāba		71	M	Marginal Farmer		Yes
		kāṭēnahalli anvarasāba		72	M	Small Farmer		Yes
		Khatība abdul aḷidasāba		73	M	Large Farmer		No
		Khatība ismāyil sāba		74	M	Marginal Farmer		Yes
		mōṭagi gaṅgavva kōm koṭrēśa		75	M	Small Farmer		Yes
		nēsvi dēvēndrappa		76	M	Marginal Farmer		Yes
		sāvitṛā kōm jagadīśa kannappaḷavara.		77	M	Small Farmer		Yes
		tajamullākhāna paṭhāna.		78	M	Marginal Farmer		Yes
		tajamullākhāna tande mardānakhāna paṭhāna.		79	M	Small Farmer		Yes
Ranebennur	SRI VIVEKANANDA UG	Anvarabāṣā iṅḍolli.		1	M	Marginal Farmer		Yes
		cinnikaṭṭi prabhaṅṅa		2	M	Small Farmer		Yes
		Indirā honnam'manavara .		3	M	Marginal Farmer		Yes
		ismāyilsāba tande dādāmiyāsāba heḍiyāla.		4	M	Small Farmer		Yes
		jādhava śāradam'ma kōm rāmappa		5	M	Large Farmer		No
		Jakkaraḍḍēra ramēśa		6	M	Marginal Farmer		Yes
		Keñ cappa kariyaṅṅanavara.		7	M	Small Farmer		Yes
		Mahēśakumāra paṭēla.		8	M	Marginal Farmer		Yes
		Mahēśakumāra paṭēla.		9	M	Small Farmer		Yes
		Mahēśakumāra paṭēla.		10	M	Marginal Farmer		Yes
		mākanūra dēvendrappa		11	M	Small Farmer		Yes
		mākanūra dēvendrappa		12	M	Marginal Farmer		Yes
		Mākanūra virēśa bin śivappa		13	M	Small Farmer		Yes

Village Name	User Group Name	Name of Farmer	Father / Husband Name	Farmer Code	Gender	Landholding Category (Landless Farmer/ Large Farmer/Marginal Farmer/ Small Farmer)	Caste Category (SC/ST/Others/Min orities/OBC/BC-1/BC-2/Gen/EBC)	BPL (Yes/No)
		mākanūra virēśa bin śivappa		14	M	Marginal Farmer		Yes
		Mañ junātha gauḍaśivaṅṅanavara .		15	M	Small Farmer		Yes
		Phaujadāra āśpāka ahmada bingausamōdina		16	M	Large Farmer		No
		phaujadāra khālīda'ahmada		17	M	Marginal Farmer		Yes
		Phaujadāra munīra ahmada bin gausamōdina		18	M	Small Farmer		Yes
		Rāju ettinahallī.		19	M	Marginal Farmer		Yes
		rēśmā āḍūra.		20	M	Small Farmer		Yes
		Saiyadajabivullā kātēnahallī.		21	M	Marginal Farmer		Yes
		Vanitā kōm harīśa. Gorli. .		22	M	Small Farmer		Yes
		Vināyaka pāṭīla. .		23	M	Marginal Farmer		Yes
	SRI NARENDRA MODI UG	amāti rēṅkavva		24	M	Small Farmer		Yes
		Baḷlāri urpha kurubara mallēśappa		25	M	Marginal Farmer		Yes
		hanumantappa tande rāmappa gūḷaṅṅanavara.		26	M	Small Farmer		Yes
		hulabanni urpha aḍivēratirukappa		27	M	Large Farmer		No
		hulabanni śēkhappa		28	M	Marginal Farmer		Yes
		Hulabanni tirakappa		29	M	Small Farmer		Yes
		jaina pravīṅakumāra		30	M	Marginal Farmer		Yes
		kallēdēvaru gauram'ma kōm rēvaṅasid'dhappa		31	M	Small Farmer		Yes
		kāvali śivakumāra		32	M	Marginal Farmer		Yes
		khaṅḍērāyanahallī ratnavva		33	M	Small Farmer		Yes
		koppada karabasappa		34	M	Marginal Farmer		Yes
		lakśmēśvara nāgarāja		35	M	Small Farmer		Yes
		mākanūra basavva kōm phakkīrappa		36	M	Marginal Farmer		Yes
		maṅḍēgāra mañ junātha		37	M	Small Farmer		Yes
		Mariyappa tande hēmappa pūjāra .		38	M	Large Farmer		No
		māśaṅagi guruśāntappa		39	M	Marginal Farmer		Yes
		pūjāra nāgam'ma		40	M	Small Farmer		Yes
	SRI ABDUL KALAM UG	Aḍiveppanavara śiddappa		41	M	Marginal Farmer		Yes
		Basavarāja.Tande saṅṅappa. Gaṅgara. .		42	M	Small Farmer		Yes
		Candāpura ratnavva kōm basavarāja		43	M	Marginal Farmer		Yes
		gaṅgara gaṅḍēśa		44	M	Small Farmer		Yes
		gāyatri pātrēra.		45	M	Marginal Farmer		Yes
		Gāyatri pātrēra. .		46	M	Small Farmer		Yes
		majjagi śivappa		47	M	Marginal Farmer		Yes

Village Name	User Group Name	Name of Farmer	Father/ Husband Name	Farmer Code	Gender	Landholding Category (Landless Farmer/ Large Farmer/Marginal Farmer/ Small Farmer)	Caste Category (SC/ST/Others/Minorities/OBC/BC-1/BC-2/Gen/EBC)	BPL (Yes/No)
		Muddi honakēraḥa bin siddappa		48	M	Small Farmer		Yes
		nāgarāja gaṅgaṅṅanavara. .		49	M	Large Farmer		No
		Niṅganagaḍra sunandavvā		50	M	Marginal Farmer		Yes
		Ramēṣa lamāṅi urpha cavhāṅa.		51	M	Small Farmer		Yes
		Ratnā kōṁ basavarāja urpha basappa ōlēkāra vālikāra.		52	M	Marginal Farmer		Yes
	SRI ATAL BIHARI VAJPAIUG	caḍavva kōṁ mallappa hīladahaḷḷi.		53	M	Small Farmer		Yes
		gaḍḍadagūḷi girijam'ma		54	M	Marginal Farmer		Yes
		Ke. Śivaliṅappa tande.Puṭṭappa.		55	M	Small Farmer		Yes
		lāpōji urpha maṅegāra umā		56	M	Marginal Farmer		Yes
		Majjagi sahadēvappa maḷḷappa		57	M	Small Farmer		Yes
		mākanūra aśōka		58	M	Marginal Farmer		Yes
		mākanūra cannappa bin canabasappa		59	M	Small Farmer		Yes
		mākanūra mālā kōṁ śivarudrappa		60	M	Large Farmer		No
		mākanūra vīrabhadrapa		61	M	Marginal Farmer		Yes
		mākanūra virupāksappa bin canabasappa		62	M	Small Farmer		Yes
		Muddi bharamappa bin mārtāṅḍappa		63	M	Marginal Farmer		Yes
		sandīpa. Śivanagaḍa. Pāḷi.		64	M	Small Farmer		Yes
		Vāṅi kōṁ karabasappa pāṭṭi.		65	M	Marginal Farmer		Yes
		yakalāsapura lakṣmappa		66	M	Small Farmer		Yes
	SRI ADISHAKTHI UG	bīrapa tande mārtāṅḍappa sālagēri. .		67	M	Marginal Farmer		Yes
		gaḍara urpha pāṭṭi basanagaḍa		68	M	Small Farmer		Yes
		gaḍara urpha pāṭṭi candragauḍa		69	M	Marginal Farmer		Yes
		gaḍara urpha pāṭṭi hālanagaḍa		70	M	Small Farmer		Yes
		gaḍara urpha pāṭṭi paramēśvaragaḍa		71	M	Large Farmer		No
		gaḍara urpha pāṭṭi sōmanagaḍa		72	M	Marginal Farmer		Yes
		Kambaḷi śāradam'ma		73	M	Small Farmer		Yes
		Myādāra bharamappa		74	M	Marginal Farmer		Yes
		Śinde pravīṅa bin aḷḷappa		75	M	Small Farmer		Yes
		Subhānasāba honnaḷḷi.		76	M	Marginal Farmer		Yes
	SRI MOUNESHWARA UG	Buraḍīkaḷḷi basavva		77	M	Small Farmer		Yes

Village Name	User Group Name	Name of Farmer	Father/ Husband Name	Farmer Code	Gender	Landholding Category (LandlessFarmer/ Large Farmer/Marginal Farmer/ Small Farmer)	Caste Category (SC/ST/Others/Min orities/OBC/BC- 1/BC-2/Gen/EBC)	BPL (Yes/No)
		es. Jyōtir tējōmaya tande ār śaṅkara.		80	M	Marginal Farmer		Yes
		gauḍaśivaṅṅanavara rāju		81	M	Small Farmer		Yes
		Gauḍaśivaṅṅanavara maṅ junātha		82	M	Large Farmer		No
		Gūlaṅṅanavara nāgaratnam'ma		83	M	Marginal Farmer		Yes
		gūlaṅṅanavara nīlavva		84	M	Small Farmer		Yes
		hanumantappa mārtaṅḍappa. Dēvaraguḍḍ		85	M	Marginal Farmer		Yes
		Huccappa. Kariyappa. Meḍlēri.		86	M	Small Farmer		Yes
		huggi hēmappa		87	M	Marginal Farmer		Yes
		huggi basavarāja bin śivappa		88	M	Small Farmer		Yes
		huggi hanumantappa		89	M	Marginal Farmer		Yes
		Koṅḍōji urpha koṅḍajji ci kāntēśa		90	M	Small Farmer		Yes
		Koṅḍōji urpha koṅḍajji nāgappa		91	M	Marginal Farmer		Yes
		koppada ajjappa		92	M	Small Farmer		Yes
		koppada drākṣāyaṅam'ma		93	M	Large Farmer		No
		nāgappa tande karabasappa gūlaṅṅanavara.		94	M	Marginal Farmer		Yes
		Ravi. Nāgappa.Kurubara. .		95	M	Small Farmer		Yes
		Śaṅkrappa burāḍikaṭṭi. .		96	M	Marginal Farmer		Yes
	SRI KALIKADEVI UG	aḍḍēra nāgappa		97	M	Small Farmer		Yes
		aḍiveppanavara aḍiveppa		98	M	Marginal Farmer		Yes
		aḍiveppanavara śiddappa		99	M	Small Farmer		Yes
		akramakhān en.		100	M	Marginal Farmer		Yes
		aṅgaḍi kamalam'ma kōm śekhappa		101	M	Small Farmer		Yes
		Buraḍikaṭṭi maṅ junādha bin sōmappa		102	M	Marginal Farmer		Yes
		buraḍikaṭṭi prakāśa bin śekhappa		103	M	Small Farmer		Yes
		di presiḍēṅṅa āph iṅḍiyā		104	M	Large Farmer		No
		duragappa śekhappa sālagēri		105	M	Marginal Farmer		Yes
		gaḍḍadagūli śiddappa		106	M	Small Farmer		Yes
		Gūlaṅṅanavara basappa		107	M	Marginal Farmer		Yes
		gūlaṅṅanavara malakappa		108	M	Small Farmer		Yes
		huggi basavarāja		109	M	Marginal Farmer		Yes
		Huggi ajjappa		110	M	Small Farmer		Yes
		huggi śaṅkrappa		112	M	Small Farmer		Yes
		koṅḍōji urpha koṅḍajji ci kāntēśa		113	M	Marginal Farmer		Yes



Village Name	User Group Name	Name of Farmer	Father/ Husband Name	Farmer Code	Gender	Landholding Category (Landless Farmer/ Large Farmer/Marginal Farmer/ Small Farmer)	Caste Category (SC/ST/Others/Min orities/OBC/BC- 1/BC-2/Gen/EBC)	BPL (Yes/No)
		koṇḍōji urpha koṇḍajji gōpālappa		114	M	Small Farmer		Yes
		koṇḍōji urpha koṇḍajji nāgappa		115	M	Large Farmer		No
		Kōppada aijappa		116	M	Marginal Farmer		Yes
		koppada mahēśappa		117	M	Small Farmer		Yes
		malkappa. Tande saṅṅappa. Gūḷaṅṅanavara. .		118	M	Marginal Farmer		Yes
		mallavva kōm gadigeppa gūḷaṅṅanavara.		119	M	Small Farmer		Yes
		nūrandēvaramaṭha mallikārjunayya		120	M	Marginal Farmer		Yes
		nūrandēvaramaṭha vadāra mallikārjunayya		121	M	Small Farmer		Yes
		Rāmappa tande karabasappa karaḍeṅṅanavara.		122	M	Marginal Farmer		Yes
oisaraharalahalli	SRI MALISHANTESHWARA UG	Basanagaḍa. Tande rājabasanagaḍa. Muddem'manavara. .		1	M	Small Farmer		Yes
		Basavarāja tande canabasappa yakanalli urpha muddappaḷavara.		2	M	Marginal Farmer		Yes
		candraśēkhara. Tande rājabasanagaḍa. Muddem'manavara. .		3	M	Small Farmer		Yes
		Cannagaḍra saṅagaḍa bin basanagaḍa		4	M	Large Farmer		No
		caḍappaḷavara maḷiyappa bin gūrappa		5	M	Marginal Farmer		Yes
		caḍappaḷavara maraḍeppa		6	M	Small Farmer		Yes
		hoṭṭegaḍra niṅappa		7	M	Marginal Farmer		Yes
		Hoṭṭigaḍra sāvantravva		8	M	Small Farmer		Yes
		kariyappa muddappaḷavara.		9	M	Marginal Farmer		Yes
		kumāra tande gadigeppa. Muddappaḷavara. .		10	M	Small Farmer		Yes
		mahēśa. Tande candrappa.Muddappaḷavara		11	M	Marginal Farmer		Yes
		Maḷiyappa tande canabasappa yakanalli urpha muddappaḷavara.		12	M	Small Farmer		Yes
		muddappaḷavara gadigeppa		13	M	Marginal Farmer		Yes
		Muddappaḷavara mahēśappa		14	M	Small Farmer		Yes
		muddappaḷavara maḷiyappa		15	M	Large Farmer		No

Village Name	User Group Name	Name of Farmer	Father/ Husband Name	Farmer Code	Gender	Landholding Category (Landless Farmer/ Large Farmer/Marginal Farmer/ Small Farmer)	Caste Category (SC/ST/Others/Min orities/OBC/BC- 1/BC-2/Gen/EBC)	BPL (Yes/No)
		Muddappaḷavara śāntavva		19	M	Small Farmer		Yes
		Muddappaḷavara tirakappa		20	M	Marginal Farmer		Yes
		muddappaḷavara urpha baṇakāra candrappa		21	M	Small Farmer		Yes
		Muddappaḷavara urpha baṇakāra candrappa		22	M	Marginal Farmer		Yes
		Paramēśappa. Tande rājabasanagaḍa. Muddem'manavara. .		23	M	Small Farmer		Yes
		Saṅgappa tande canabasappa yakanaḷḷi urpha muddappaḷavara.		24	M	Marginal Farmer		Yes
	SRI KUMARESHWARA UG	Basavarāja canabasappa māsaṇagi.		25	M	Small Farmer		Yes
		Basavarāja tande śaraṇappa muddappaḷavara.		26	M	Large Farmer		No
		cannagaḍra madhukara		27	M	Marginal Farmer		Yes
		cannagaḍra kuragoḍappa		28	M	Small Farmer		Yes
		Gadigeppa muddappaḷavara.		29	M	Marginal Farmer		Yes
		Guruśāntappa muddappaḷavara.		30	M	Small Farmer		Yes
		Guruśāntappa tande basayya māsaṇagi. .		31	M	Marginal Farmer		Yes
		Hanumantappa hirēgaḍra.		32	M	Small Farmer		Yes
		Hosakēri basaṇṇappa		33	M	Marginal Farmer		Yes
		Kumāra tande gadigeppa. Muddappaḷavara. .		34	M	Small Farmer		Yes
		māsaṇagi ajjappa		35	M	Marginal Farmer		Yes
		Māsaṇagi mallikārjunappa		36	M	Small Farmer		Yes
		māsaṇagi śambhu		37	M	Large Farmer		No
		māsaṇagi guruśāntappa		38	M	Marginal Farmer		Yes
		Māsaṇagi guruśāntappa bin basayya		39	M	Small Farmer		Yes
		māsaṇagi guruśāntavva kōm nāgappa		40	M	Marginal Farmer		Yes
		māsaṇagi iravva kōm dēvēndrappa pūrvakke		41	F	Small Farmer		Yes
		māsaṇagi nīlavva kōm guruśāntappa		42	M	Marginal Farmer		Yes
		māsaṇagi paramēśappa bin mudakappa		43	M	Small Farmer		Yes
		muddappaḷavaraguruśāntappa		44	M	Marginal Farmer		Yes
		muddappaḷavara basavaṇṇappa bin nāgappa		45	M	Small Farmer		Yes

Village Name	User Group Name	Name of Farmer	Father / Husband Name	Farmer Code	Gender	Landholding Category (Landless Farmer/ Large Farmer/Marginal Farmer/ Small Farmer)	Caste Category (SC/ST/Others/Min orities/OBC/BC-1/BC-2/Gen/EBC)	BPL (Yes/No)
	SRI YEDEYURU SIDDALINGESHWARA UG	byāḍagi sōmasēkhara		46	M	Marginal Farmer		Yes
		byāḍagi sōmasēkharappa		47	M	Small Farmer		Yes
		cauḍappaḷavara niṅganagaḍa		48	M	Large Farmer		No
		cauḍavuḷavara rudragauḍa		49	M	Marginal Farmer		Yes
		dōḍḍakannagaḍra guruśāntappa		50	M	Small Farmer		Yes
		gōṇepḷavara śaṅkrappa		51	M	Marginal Farmer		Yes
		guḍagūra basavarāja bin hariyappa		52	M	Small Farmer		Yes
		guḍagūra honnappa cannappa		53	M	Marginal Farmer		Yes
		guḍagūra maḷiyappa bin hariyappa		54	M	Small Farmer		Yes
		guḍugūra lalitavva		55	M	Marginal Farmer		Yes
		Guḍugūra virupākṣappa		56	M	Small Farmer		Yes
		hoṭṭigaḍra hanumagaḍa		57	M	Marginal Farmer		Yes
		hoṭṭigaḍra niṅgappa		58	M	Small Farmer		Yes
		Koḷḷēra śivakka		59	M	Large Farmer		No
		koḷḷēra śivakka		60	M	Marginal Farmer		Yes
		kumāra tande basavaṅṅappa muddappaḷavara.		61	M	Small Farmer		Yes
		Maḷēmaṭha iram'ma kōṁ hēmayya		62	M	Marginal Farmer		Yes
		maḷiśāntappa tande guruśāntapp muddappaḷavara.		63	M	Small Farmer		Yes
		muddappaḷavara gurappa		64	M	Marginal Farmer		Yes
		muddappaḷavara hoḷibasappa		65	M	Small Farmer		Yes
		muddappaḷavara maḷiśāntappa		66	M	Marginal Farmer		Yes
		muraḍappa. Tande nāgappa.Saṅkrikoppad		67	M	Small Farmer		Yes
		śaṅkrappa. Tande guruśāntappa Muddappaḷavara		68	M	Marginal Farmer		Yes
		Śaṅkrikoppada śivānanda		69	M	Small Farmer		Yes
		Saṅkrikoppada mallikārjuna bin nāgappa		70	M	Large Farmer		No
		śaṅkrikoppada maṅ jappa urpha maṅ junādha bin hālappa		71	M	Marginal Farmer		Yes

Village Name	User Group Name	Name of Farmer	Father/ Husband Name	Farmer Code	Gender	Landholding Category (Landless Farmer/ Large Farmer/Marginal Farmer/ Small Farmer)	Caste Category (SC/ST/Others/Min orities/OBC/BC- 1/BC-2/Gen/EBC)	BPL (Yes/No)
		baṅakāra urpha nīruḷḷi candrasēkharappa		75	M	Marginal Farmer		Yes
		basavarāja tande canabasappa pūjāra.		76	M	Small Farmer		Yes
		cauḍappaḷavara guruśāntappa		77	M	Marginal Farmer		Yes
		hulmani gadigeppa bin maḷiyappa		78	M	Small Farmer		Yes
		hulmani maḷiyappa bin tirukappa		79	M	Marginal Farmer		Yes
		kumāra muddem'manavara .		80	M	Small Farmer		Yes
		mudaim'manavara aśōka		81	M	Large Farmer		No
		mudaim'manavara canabasappa		82	M	Marginal Farmer		Yes
		muddappaḷavara basam'ma		83	M	Small Farmer		Yes
		Muddappaḷavara suśīlavva		84	M	Marginal Farmer		Yes
		muddappaḷavara śōbhā kōm basavarāja		85	M	Small Farmer		Yes
		muddappaḷavara sudhā kōm cannabasappa		86	M	Marginal Farmer		Yes
		Muddem'manavara basanagaḷa		87	M	Small Farmer		Yes
		muddem'manavara gadigeppa bin basavaṇṇappa		88	M	Marginal Farmer		Yes
		muddem'manavara śivappa bin śiddappa		89	M	Small Farmer		Yes
	SRI DYAMAVVA DEVI UG	baṅakāra girijādēvi kōm saṅgappa		90	M	Marginal Farmer		Yes
		cannagaḷa cannagaḷa bin liṅganagaḷa		91	M	Small Farmer		Yes
		cannagaḷa karibasam'ma kōm rāmanagaḷa		92	M	Large Farmer		No
		cannagaḷa rāmanagaḷa		93	M	Marginal Farmer		Yes
		cauḍappaḷavara vīrabasavva kōm rāmanagaḷa		94	M	Small Farmer		Yes
		cavaḍappaḷavara niṅgappa bin basappa		95	M	Marginal Farmer		Yes
		dēsāyi canabasappa		96	M	Small Farmer		Yes
		dēsāyi guruśāntappa		97	M	Marginal Farmer		Yes
		hoṭṭagaḷa maḷiśāntappa		98	M	Small Farmer		Yes
		kadaramaṅḍalagi canabasappa		99	M	Marginal Farmer		Yes
		kadaramaṅḍalagi rāmappa bin gūrappa		100	M	Small Farmer		Yes

Village Name	User Group Name	Name of Farmer	Father/ Husband Name	Farmer Code	Gender	Landholding Category (Landless Farmer/ Large Farmer/Marginal Farmer/ Small Farmer)	Caste Category (SC/ST/Others/Min orities/OBC/BC- 1/BC-2/Gen/EBC)	BPL (Yes/No)
		mañ jappa. Tande śiddappa. Muddem'manavara. .		103	M	Large Farmer		No
		māsaṇagi gadigeppa		104	M	Marginal Farmer		Yes
		mudaim'manavara surēśa		105	M	Small Farmer		Yes
		Mudaim'manavara urpha baṇakāra guruśāntappa		106	M	Marginal Farmer		Yes
		muddappaḷavara cannabasappa bin jaṭṭeppa		107	M	Small Farmer		Yes
		muddappaḷavara jayappa		108	M	Marginal Farmer		Yes
		Muddappaḷavara śōbhā kōm basavarāja		109	M	Small Farmer		Yes
	SRI MAILARA LINGESHWARA UG	baṇakāra basavarāja bin candrappa		110	M	Marginal Farmer		Yes
		Bēḷēra guruśāntavva		111	M	Small Farmer		Yes
		candragauḍa urpha candrappa. Tande karēgauḍa. Cannagauḍa. .		112	M	Marginal Farmer		Yes
		cannagauḍa kallanagauḍa		113	M	Small Farmer		Yes
		Cannagauḍa maḷiśāntanagauḍa urpha maḷiśāntappa		114	M	Large Farmer		No
		cauḍappaḷavara kannagauḍa		115	M	Marginal Farmer		Yes
		cauḍappaḷavara muraḍappa		116	M	Small Farmer		Yes
		Dānappagauḍa tande śivanagauḍa.Pāṭīla. .		117	M	Marginal Farmer		Yes
		dēsāyi guruśāntappa		118	M	Small Farmer		Yes
		dēsāyi śaṅkara		119	M	Marginal Farmer		Yes
		eli kannavva		120	M	Small Farmer		Yes
		hālivānada hālappa bin śidliṅgappa		121	M	Marginal Farmer		Yes
		hālivānada karabasappa bin honnappa		122	M	Small Farmer		Yes
		Hosagauḍa canabasavva		123	M	Marginal Farmer		Yes
		kannagauḍa cannagauḍa		124	M	Small Farmer		Yes
		kannāḷa gaṅgādhara		125	M	Large Farmer		No
		kannāḷa huccappa		126	M	Marginal Farmer		Yes
		karēgauḍa guruśāntappa bin ujappa		127	M	Small Farmer		Yes
		mudaim'manavara śidliṅgappa		128	M	Marginal Farmer		Yes

Village Name	User Group Name	Name of Farmer	Father/ Husband Name	Farmer Code	Gender	Landholding Category (Landless Farmer/ Large Farmer/Marginal Farmer/ Small Farmer)	Caste Category (SC/ST/Others/Min orities/OBC/BC- 1/BC-2/Gen/EBC)	BPL (Yes/No)
	SRI KANTESHWARA UG	cannabasappa tande malakappa māsaṅagi.		133	M	Small Farmer		Yes
		cauḍappaḷavara dēvēndrappa		134	M	Marginal Farmer		Yes
		Cauḍappaḷavara lekkavva		135	M	Small Farmer		Yes
		cavaḍappaḷavara hanumantappa maḷiyappa		136	M	Large Farmer		No
		dēsāyi guruśāntappa		137	M	Marginal Farmer		Yes
		Gōṇimaṭha śāntavva		138	M	Small Farmer		Yes
		hālivāṇada śidliṅgappa bin honnappa		139	M	Marginal Farmer		Yes
		hālivāṇada rāmappa		140	M	Small Farmer		Yes
		hālivāṇada śāntavva kōm honnappa		141	M	Marginal Farmer		Yes
		Jagadēvappa kuṅ cūra.		142	M	Small Farmer		Yes
		Kannagauḍra candrappa		143	M	Marginal Farmer		Yes
		mudaim'manavara guruśāntappa		144	M	Small Farmer		Yes
		mudaim'manavara guruśāntappa		145	M	Marginal Farmer		Yes
		mudaim'manavara urpha baṅakāra guruśāntappa		146	M	Small Farmer		Yes
		paramēsappa tande maḷiyappa sārada.		147	M	Large Farmer		No
		pāṭṭa karēgauḍa		148	M	Marginal Farmer		Yes
		sārathi bharamavva		149	M	Small Farmer		Yes
Ukkundha	SRI KANNIKERAMMA UG	baḷigāra dharmappa		1	M	Marginal Farmer		Yes
		Beḷakēri mailārappa		2	M	Small Farmer		Yes
		beḷakēri maṅ janagauḍa		3	M	Marginal Farmer		Yes
		beḷakēri śaṅkrappagauḍa		4	M	Small Farmer		Yes
		beḷakēri śāradavva		5	M	Marginal Farmer		Yes
		beḷakēri ṭakanagauḍa		6	M	Small Farmer		Yes
		bevinahaḷḷi aravinda		7	M	Marginal Farmer		Yes
		bēvinahaḷḷi hālappa bin keṅ cellappa		8	M	Small Farmer		Yes
		eligāra akṣatā bin tirakappa		9	M	Large Farmer		No
		Eligāra śakuntalā kōm tirakappa		10	M	Marginal Farmer		Yes
		hādaragēri prēmilavva		11	M	Small Farmer		Yes
		hāvēri maṅ junātha		12	M	Marginal Farmer		Yes
		kaḍēmani prakāśa		13	M	Small Farmer		Yes

Village Name	User Group Name	Name of Farmer	Father/ Husband Name	Farmer Code	Gender	Landholding Category (Landless Farmer/ Large Farmer/Marginal Farmer/ Small Farmer)	Caste Category (SC/ST/Others/Min orities/OBC/BC- 1/BC-2/Gen/EBC)	BPL (Yes/No)
		leñkaññanavara mariyavva		18	M	Marginal Farmer		Yes
		maḍivālara hanumantappa		19	M	Small Farmer		Yes
		māḷēnahallī kumāra		20	M	Large Farmer		No
		Marōḷa gaṅgavva		21	M	Marginal Farmer		Yes
		marōḷa nētrāvati		22	M	Small Farmer		Yes
		maṭhada gaṅgādharaḷya		23	M	Marginal Farmer		Yes
		pāṭṭīla sōmanagaḷḍa		24	M	Small Farmer		Yes
		ravi.Tande canabasappa. Kaḍēmani.		25	M	Marginal Farmer		Yes
		śivakumāra. Dyāmanagaḷḍa.Beḷakēri. .		26	M	Small Farmer		Yes
	SRI MALIMALLESHWARA UG	Baḍigēra vīrappa		27	M	Marginal Farmer		Yes
		Basavarāja tande niṅgappa baḍigēra.		28	M	Small Farmer		Yes
		beḷakēri mañ janagaḷḍa		29	M	Marginal Farmer		Yes
		brahmācāri tande śaṅkrappa baḍigēra.		30	M	Small Farmer		Yes
		dyāmaññanavara prakāśa		31	M	Large Farmer		No
		dyāmaññanavara śivamūrtappa		32	M	Marginal Farmer		Yes
		eligāra phakkirappa		33	M	Small Farmer		Yes
		eligāra śēkhappa		34	M	Marginal Farmer		Yes
		hulmani basavarāja		35	M	Small Farmer		Yes
		Hulmani śivānandappa		36	M	Marginal Farmer		Yes
		kadaramaṅḍalagi śivamurteppa		37	M	Small Farmer		Yes
		Kaḍēmani prakāśa		38	M	Marginal Farmer		Yes
		Kaḍēmani ravi		39	M	Small Farmer		Yes
		Kam'māra akkam'ma		40	M	Marginal Farmer		Yes
		kam'māra cikkappa		41	M	Small Farmer		Yes
		kam'māra guḍadēśa		42	M	Large Farmer		No
		kam'māra gaṅḷēśa bin biṣmācāri		43	M	Marginal Farmer		Yes
		Kātyāyani kōm gaṅgādharaḷya maṭhada .		44	M	Small Farmer		Yes
		maṭhada nityānanda		45	M	Marginal Farmer		Yes
		niṅgappa tande basavarāja baḍigēra.		46	M	Small Farmer		Yes

Village Name	User Group Name	Name of Farmer	Father/ Husband Name	Farmer Code	Gender	Landholding Category (Landless Farmer/ Large Farmer/Marginal Farmer/ Small Farmer)	Caste Category (SC/ST/Others/Min orities/OBC/BC- 1/BC-2/Gen/EBC)	BPL (Yes/No)
		Kaḍēmani ravi		52	M	Small Farmer		Yes
		kaḍemani mañ jappa bin hanumantappa		53	M	Large Farmer		No
		kaḍēmani pārvatevva kōm candrasēkharappa		54	M	Marginal Farmer		Yes
		kaḍēmani śaśikalā candrasēkhara		55	M	Small Farmer		Yes
		Kam'māra guḍadēsappa		56	M	Marginal Farmer		Yes
		kam'māra ratnācāri bin vīñācāra		57	M	Small Farmer		Yes
		kōṭṭeppa hulmani.		58	M	Marginal Farmer		Yes
		kulakarṇi nīlagirirāv		59	M	Small Farmer		Yes
		yaliḡāra kāntēśa		60	M	Marginal Farmer		Yes
		yaliḡāra mailārappa		61	M	Small Farmer		Yes
		yaliḡāra rudrappa		62	M	Marginal Farmer		Yes
		Yaliḡāra śivappa		63	M	Small Farmer		Yes
	SRI ADISHAKTHI UG	āladagēri candrappa		64	M	Large Farmer		No
		basanagaḍra mañ janagaḍa		65	M	Marginal Farmer		Yes
		basanagaḍra phakkiragaḍa		66	M	Small Farmer		Yes
		basanagaḍra śiddanagaḍa		67	M	Marginal Farmer		Yes
		beḷakēri kuśālagauḍa		68	M	Small Farmer		Yes
		beḷakēri dānappa urpa dānappagaḍa		69	M	Marginal Farmer		Yes
		beḷakēri gaṅganagaḍa		70	M	Small Farmer		Yes
		beḷakēri jātanagaḍa		71	M	Marginal Farmer		Yes
		beḷakēri nāganagaḍa		72	M	Small Farmer		Yes
		bennūra urpha mañēgāra basavva		73	M	Marginal Farmer		Yes
		bharamagaḍra basavarājappa		74	M	Small Farmer		Yes
		bisalahalli basavarāja		75	M	Large Farmer		No
		bisalahalli mallappa bin basavantappa		76	M	Marginal Farmer		Yes
		bisalahalli śēkhappa		77	M	Small Farmer		Yes
		dēsāyi ḡūlappa		78	M	Marginal Farmer		Yes
		dēsāyi nāgappa bin saṅṅamallappa		79	M	Small Farmer		Yes
		gaṅganagaḍra gañēsappa		80	M	Marginal Farmer		Yes
		Hādaragēri basavaṅṅeppa		81	M	Small Farmer		Yes
		kaḷasanagaḍra suśīlavva		82	M	Marginal Farmer		Yes
		karēgaḍra nāgarājagaḍa		83	M	Marginal Farmer		Yes
		Kūḍala basappa		84	M	Small Farmer		Yes



	mājēnahallī umēśa		85	M	Large Farmer		No
	mēguṇḍī ratnavva		86	M	Marginal Farmer		Yes

Village Name	User Group Name	Name of Farmer	Father/ Husband Name	Farmer Code	Gender	Landholding Category (Landless Farmer/ Large Farmer/Marginal Farmer/ Small Farmer)	Caste Category (SC/ST/Others/Min orities/OBC/BC- 1/BC-2/Gen/EBC)	BPL (Yes/No)
		Sarpaṇṇanavara nūrasāba bin honnūrasāba		87	M	Small Farmer		Yes
		sarpaṇṇanavara rājēsāba bin honnūrasāba		88	M	Marginal Farmer		Yes
		umēśa cikkappa kōṭihāḷa		89	M	Small Farmer		Yes
		yaliḡāra nāḡēśa bin rudrappa		90	M	Marginal Farmer		Yes
Yerekuppi	SRI KANNIKERAMMA UG	basanagaḡḡra śāntavva		1	M	Small Farmer		Yes
		basanagaḡḡra phakkiragaḡḡra		2	M	Marginal Farmer		Yes
		Heggappa hulmani.		3	M	Small Farmer		Yes
		khaṇḡibāḡūra urpha pāḷa subhāsappa		4	M	Marginal Farmer		Yes
		Kōṭṡappa hulmani.		5	M	Small Farmer		Yes
		mālēnahalli puṣṡā kōm kumāragaḡḡra		6	M	Large Farmer		No
		mālēnahalli urpha pāḷa umēsagaḡḡra		7	M	Marginal Farmer		Yes
		mālēnahalli urpha pāḷa suśḷavva kōm liṅganagaḡḡra		8	M	Small Farmer		Yes
		mālēnahalli urpha pāḷa ujjanagaḡḡra		9	M	Marginal Farmer		Yes
		mallanagaḡḡra nāganagaḡḡra bin saṅṅagaḡḡra		10	M	Small Farmer		Yes
		mallanagaḡḡra cikkanagaḡḡra		11	M	Marginal Farmer		Yes
		pāḷa nāganagaḡḡra		12	M	Small Farmer		Yes
		sumaṅḡalā pāḷa.		13	M	Marginal Farmer		Yes
	SRI HEMAREDDI MALLAMMA UG	Beḷakēri śāntavva		14	M	Small Farmer		Yes
		Beḷakēri basanagaḡḡra		15	M	Marginal Farmer		Yes
		beḷakēri candrappa bin basavaṅṅappa		16	M	Small Farmer		Yes
		beḷakēri mailārappa bin basavaṅṅappa		17	M	Large Farmer		No
		beḷakēri mālatēsagaḡḡra		18	M	Marginal Farmer		Yes
		beḷakēri nandīśvaragaḡḡra		19	M	Small Farmer		Yes
		beḷakēri śāradā		20	M	Marginal Farmer		Yes
		beḷakēri sujātappa bin basavaṅṅappa		21	M	Small Farmer		Yes
		beḷakēri ṡakanagaḡḡra		22	M	Marginal Farmer		Yes
		heggappa hulmani.		23	M	Small Farmer		Yes
		hulmani basavarāja		24	M	Marginal Farmer		Yes
		Kurabara basavarājappa		25	M	Small Farmer		Yes

		kurabara bhīmappa		26	M	Marginal Farmer		Yes
		kurabara śivappa		27	M	Small Farmer		Yes
		Kurubara pakkirappa		28	M	Large Farmer		No

Village Name	User Group Name	Name of Farmer	Father/ Husband Name	Farmer Code	Gender	Landholding Category (Landless Farmer/ Large Farmer/Marginal Farmer/ Small Farmer)	Caste Category (SC/ST/Others/Min orities/OBC/BC- 1/BC-2/Gen/EBC)	BPL (Yes/No)
	SRI MARUTHI UG	Aṅgaḍi basavaṅṅevva		29	M	Marginal Farmer		Yes
		Basavantappa tande mallappa bisalalli.		30	M	Small Farmer		Yes
		beḷakēri kamalavva		31	M	Marginal Farmer		Yes
		bisalahalli basavarāja bin sēkhappa		32	M	Small Farmer		Yes
		bisalalli basavarāja		33	M	Marginal Farmer		Yes
		bisalalli irappa		34	M	Small Farmer		Yes
		bisalalli mallappa		35	M	Marginal Farmer		Yes
		Hādimani śāntavva		36	M	Small Farmer		Yes
		hādimani śivappa basavantappa		37	M	Marginal Farmer		Yes
		Kallimani pīrasāba		38	M	Small Farmer		Yes
		pārvatevva kōm niṅgappa hādimani.		39	M	Large Farmer		No
		rudrēśa tande mallappa bisalalli.		40	M	Marginal Farmer		Yes
		śivappa tande basavaṅṅevva hādimani.		41	M	Small Farmer		Yes
		yaliḡāra gaṅēśappa		42	M	Marginal Farmer		Yes
	SRI GANGA PARAMESHWARI UG	beḷakēri nāganagaḡa		43	M	Small Farmer		Yes
		cinnagaḡi sōmavva kōm basavarājappa		44	M	Marginal Farmer		Yes
		Cinnagaḡi tirakappa		45	M	Small Farmer		Yes
		hulmani basavaṅṅevva kōm koṭṭappa		46	M	Marginal Farmer		Yes
		kanavalli basavarāja		47	M	Small Farmer		Yes
		kanavalli basavarāja bin vīrabhadrappa		48	M	Marginal Farmer		Yes
		ōḷēkāra bharamappa		49	M	Small Farmer		Yes
		ōḷēkāra mahēśappa		50	M	Large Farmer		No
		ōḷēkāra basappa		51	M	Marginal Farmer		Yes
		ōḷēkāra mahēśappa		52	M	Small Farmer		Yes
		ōḷēkāra prakāśappa		53	M	Marginal Farmer		Yes
		ōḷēkāra sunīla		54	M	Small Farmer		Yes
Saravandha	SRI DURGADEVI UG	Baṅḡēra baramappa		1	M	Marginal Farmer		Yes
		basanagaḡra gaḡḡanagaḡa		2	M	Small Farmer		Yes
		Basanagaḡra rāmanagaḡa		3	M	Marginal Farmer		Yes
		basavaṅṅevva eḷeholi.		4	M	Small Farmer		Yes
		basavarāja eḷeholi.		5	M	Marginal Farmer		Yes
		beḷakēri gaṅgam'ma		6	M	Small Farmer		Yes

		beļakēri basanagauda		7	M	Large Farmer		No
		beļakēri kŗ ņagauda bin cannagauda		8	M	Marginal Farmer		Yes

Village Name	User Group Name	Name of Farmer	Father/ Husband Name	Farmer Code	Gender	Landholding Category (Landless Farmer/ Large Farmer/Marginal Farmer/ Small Farmer)	Caste Category (SC/ST/Others/Min orities/OBC/BC- 1/BC-2/Gen/EBC)	BPL (Yes/No)
		beḷakēri kuśālagauḍa		9	M	Small Farmer		Yes
		beḷakēri mallanagauḍa		10	M	Marginal Farmer		Yes
		beḷakēri śivakumāragauḍa		11	M	Small Farmer		Yes
		Bēḷakri.Basavaṇṇeppa,.		12	M	Marginal Farmer		Yes
		benakanakoṇḍa nāgappa		13	M	Small Farmer		Yes
		bhaṅgi nīlavva		14	M	Marginal Farmer		Yes
		bharamagauḍra aḍiveppagauḍa		15	M	Small Farmer		Yes
		bharamagauḍra saṅṅagauḍa		16	M	Marginal Farmer		Yes
		bharamappa sādhani.		17	M	Small Farmer		Yes
		cōḷappanavara dyāmappa		18	M	Large Farmer		No
	SRI KARIYAMMA DEVI UG	Cōḷappanavara guḍḍappa		19	M	Marginal Farmer		Yes
		cōḷappanavara phakkirappa		20	M	Small Farmer		Yes
		dēvagoṇḍan.Niṅganagauḍa.		21	M	Marginal Farmer		Yes
		eḷeholi basavaṇṇeppa		22	M	Small Farmer		Yes
		Eḷeholi mahēśappa		23	M	Marginal Farmer		Yes
		eḷēholi mallikārjuna		24	M	Small Farmer		Yes
		eḷēholi nāgarāja		25	M	Marginal Farmer		Yes
		eḷeholi niṅgappa		26	M	Small Farmer		Yes
		ēḷeholi rāju		27	M	Marginal Farmer		Yes
		eḷeholi malakappa		28	M	Small Farmer		Yes
		Eligāra nāgappa		29	M	Large Farmer		No
		eligāra cinnam'ma kōm niṅgappa		30	M	Marginal Farmer		Yes
		gubbēra guḍḍappa		31	M	Small Farmer		Yes
		Gubbēra akkanāgam'ma		32	M	Marginal Farmer		Yes
		hārōgoppa ratnavva		33	M	Small Farmer		Yes
		Hosaṅgaḍi kumāra		34	M	Marginal Farmer		Yes
		hosaṅgaḍi liṅgarāja		35	M	Small Farmer		Yes
		hosaṅgaḍi basavantappa		36	M	Marginal Farmer		Yes
		hosaṅgaḍi kumāra		37	M	Small Farmer		Yes
		Huṇḍekāra suśīlavva		38	M	Marginal Farmer		Yes
		huṇḍekāra suśīlavva		39	M	Small Farmer		Yes
	SRI HIREKERUR DURGAMMA UG	huṇḍekāra suśīlavva kōm irappa		40	M	Large Farmer		No

		hurakaḍli basavarāja		41	M	Marginal Farmer		Yes
		Hurakaḍli guḍḍappa		42	M	Small Farmer		Yes

Village Name	User Group Name	Name of Farmer	Father/ Husband Name	Farmer Code	Gender	Landholding Category (Landless Farmer/ Large Farmer/Marginal Farmer/ Small Farmer)	Caste Category (SC/ST/Others/Min orities/OBC/BC- 1/BC-2/Gen/EBC)	BPL (Yes/No)
		Hurakaḍḍi kumārappa		43	M	Marginal Farmer		Yes
		hurakaḍḍi vīrappa		44	M	Small Farmer		Yes
		Karabasappa ēlēhoḷi.		45	M	Marginal Farmer		Yes
		karēgauḍra niṅganagauḍa		46	M	Small Farmer		Yes
		karēgauḍra śivabasaṁ'ma		47	M	Marginal Farmer		Yes
		karēgauḍra nāganagauḍa		48	M	Small Farmer		Yes
		karināgappanavara cannavva		49	M	Marginal Farmer		Yes
		ke bi sumā		50	M	Small Farmer		Yes
		leṅkaṅṅanavara gaṅgavva		51	M	Large Farmer		No
		maḍivāḷara kumārappa		52	M	Marginal Farmer		Yes
		mālatēśa tande guḍḍappa yaliḡāra.		53	M	Small Farmer		Yes
		mallanagauḍa.		54	M	Marginal Farmer		Yes
		Mallanagauḍra niṅganagauḍa		55	M	Small Farmer		Yes
		mallanagauḍra śaṅkaragauḍa		56	M	Marginal Farmer		Yes
		myāḡēri basappa tāyi sāvakka		57	M	Small Farmer		Yes
		myāḡēri candrappa bin hālappa		58	M	Marginal Farmer		Yes
	SRI MAHESHWARA UG	Myāḡēri hanumantappa		59	M	Small Farmer		Yes
		myāḡēri jagannātha bin gaṅgappa		60	M	Marginal Farmer		Yes
		nāgarāja irāṅṅa huṅḍēkāra .		61	M	Small Farmer		Yes
		Niṅgappa tande guruśāntappa ēlehoḷi.		62	M	Large Farmer		No
		nūlina,īravva.		63	F	Marginal Farmer		Yes
		Pāṭiḷa guḍleppagauḍa		64	M	Small Farmer		Yes
		Pāṭiḷa ḡiṭā kōṁ siddanagauḍa		65	M	Marginal Farmer		Yes
		pāṭiḷa kōṭragauḍa aḍiveppagauḍa		66	M	Small Farmer		Yes
		pāṭiḷa naṅjanagauḍa		67	M	Marginal Farmer		Yes
		pāṭiḷa śēkharagauḍa		68	M	Small Farmer		Yes
		pāṭiḷa śivanagauḍa		69	M	Marginal Farmer		Yes
		pāṭiḷa sōmanagauḍa		70	M	Small Farmer		Yes
		puravaṅe.		71	M	Marginal Farmer		Yes
		Saṅkaṅṅanavaraguḍḍappa		72	M	Small Farmer		Yes
		śiddanagauḍra basanagauḍa		73	M	Large Farmer		No
		basanagauḍa		74	M	Marginal Farmer		Yes
		śiddanagauḍra hēmanagauḍa		75	M	Small Farmer		Yes
	SRI KRUSHI LAXMI UG	śiddanagauḍra karēgauḍa		76	M	Marginal Farmer		Yes



		Siddanagaḍra nāganagaḍra		77	M	Small Farmer		Yes
		śiddanagaḍra basanagaḍra		78	M	Marginal Farmer		Yes

Village Name	User Group Name	Name of Farmer	Father/ Husband Name	Farmer Code	Gender	Landholding Category (Landless Farmer/ Large Farmer/Marginal Farmer/ Small Farmer)	Caste Category (SC/ST/Others/Min orities/OBC/BC- 1/BC-2/Gen/EBC)	BPL (Yes/No)
		siddanagaḍra karēgauḍa		79	M	Small Farmer		Yes
		Śiddanagaḍra śakuntalavva		80	M	Marginal Farmer		Yes
		śiddanagaḍra śaṅkaragaḍra		81	M	Small Farmer		Yes
		virēśa akkūra.		82	M	Marginal Farmer		Yes
		Yaḷēhōḷi śivappa		83	M	Small Farmer		Yes
		yaḷēhōḷi vāgēśa		84	M	Large Farmer		No
		yaligāra lōkappa		85	M	Marginal Farmer		Yes
Benakanakondd	SRI KARIYAMMA DEVI UG	śiḍēnūra.Basavarāja.Hanamantappa,.		1	M	Small Farmer		Yes
		āladakaṭṭi śāradavva kōṁ rēvaṇēppa		2	M	Marginal Farmer		Yes
		aṅgaḍi lakṣmappa		3	M	Small Farmer		Yes
		aṅgaḍi sāvitram'ma		4	M	Marginal Farmer		Yes
		asuṇḍijamālasāba		5	M	Small Farmer		Yes
		Basappa dēsūra.		6	M	Marginal Farmer		Yes
		basappa dēsūra.		7	M	Small Farmer		Yes
		bēlūra urpha iṭagi tim'mappa		8	M	Marginal Farmer		Yes
		Bharamappa dēsūra.		9	M	Small Farmer		Yes
		doḍḍagaḍra maṅ janagaḍra		10	M	Large Farmer		No
		doḍḍagaḍra santōśa		11	M	Marginal Farmer		Yes
		doḍḍagaḍra ujjanagaḍra		12	M	Small Farmer		Yes
		guṇḍappaḷavara drākṣāyaṇi		13	M	Marginal Farmer		Yes
		guṇḍappaḷavara hanumantappa		14	M	Small Farmer		Yes
		guṇḍappaḷavara urpha baṅakāra niṅgappa		15	M	Marginal Farmer		Yes
		guruliṅgappagaḍra karēgauḍa		16	M	Small Farmer		Yes
		guruliṅgappagaḍra mahēśappa		17	M	Marginal Farmer		Yes
		guruliṅgappagaḍra mahēśappa		18	M	Small Farmer		Yes
		guruliṅgappagaḍra.Śivānandappagaḍra		19	M	Marginal Farmer		Yes
	SRI ESHWARA UG	guruśāntappā basanagaḍra		20	M	Small Farmer		Yes
		guruśāntappa.Basanagaḍra.		21	M	Large Farmer		No
		haḍapada urpha guḍagūra kubērappa		22	M	Marginal Farmer		Yes
		haḍapada urpha guḍagūra sadāśivappa		23	M	Small Farmer		Yes
		Hādmani maṅgaḷavva		24	M	Marginal Farmer		Yes
		hādmani śaṅkrappa		25	M	Small Farmer		Yes

		halligudi mañ jappa		26	M	Marginal Farmer		Yes
		halligudi nāgarāja		27	M	Small Farmer		Yes

Village Name	User Group Name	Name of Farmer	Father/ Husband Name	Farmer Code	Gender	Landholding Category (Landless Farmer/ Large Farmer/Marginal Farmer/ Small Farmer)	Caste Category (SC/ST/Others/Min orities/OBC/BC- 1/BC-2/Gen/EBC)	BPL (Yes/No)
		halliguḍi śivamūrteppa		28	M	Marginal Farmer		Yes
		halliguḍi surēśappa		29	M	Small Farmer		Yes
		Halliguḍi virupākṣappa		30	M	Marginal Farmer		Yes
		hoḷibasanṇanavara śāntavva		31	M	Small Farmer		Yes
		iṅgaḷagondi basavarāja		32	M	Large Farmer		No
		iṅgaḷagondi nirmalā urph maṅ juḷā		33	M	Marginal Farmer		Yes
		iṅgaḷagondi śivānanda		34	M	Small Farmer		Yes
		iṅgaḷagondi śivappa		35	M	Marginal Farmer		Yes
		iṅgaḷagūndi.Śivānanda		36	M	Small Farmer		Yes
		Īśvarappa tande bharamappa iṅgaḷagondi.		37	M	Marginal Farmer		Yes
		kallappagaḍra sōmanagaḍra		38	M	Small Farmer		Yes
		Kallappagaḍra kallaṅagaḍra		39	M	Marginal Farmer		Yes
		kallappagaḍra karabasanagaḍra		40	M	Small Farmer		Yes
		kam'māra karabasappa		41	M	Marginal Farmer		Yes
		kam'māra candrappa		42	M	Small Farmer		Yes
		kam'māra mṛ tyuṅ jaya		43	M	Large Farmer		No
		kam'māra śaṅkram'ma kōṃ jakaṅācāri		44	M	Marginal Farmer		Yes
	SRI RAGHAVENDRA UG	Kam'māra sōmappa		45	M	Small Farmer		Yes
		Kam'māra.Candrakāntacārya		46	M	Marginal Farmer		Yes
		Karabasappa tande bharamappa iṅgaḷagondi.		47	M	Small Farmer		Yes
		Kāyakada pārvatevva kōṃ mahadēvappa		48	M	Marginal Farmer		Yes
		Lakṣmaṅa tande sahadēvappa śiḍlaṅṇanavara.		49	M	Small Farmer		Yes
		liṅganagaḍra sadāśivanagaḍra		50	M	Marginal Farmer		Yes
		liṅganagaḍra sōmanagaḍra bin basanagaḍra		51	M	Small Farmer		Yes
		Mādara kariyappa		52	M	Marginal Farmer		Yes
		Mādara doḍḍamātaṅgeppa		53	M	Small Farmer		Yes
		mādara kariyappa		54	M	Large Farmer		No
		mādara mallappa		55	M	Marginal Farmer		Yes
		mādara nīlappa		56	M	Small Farmer		Yes
		Mādara.Baramappa.		57	M	Marginal Farmer		Yes

		Mādara.Karabasappa.		58	M	Small Farmer		Yes
		mādara.Kariyappa		59	M	Marginal Farmer		Yes
		Mādara.Saṅṅamātaṅgeppa		60	M	Small Farmer		Yes

Village Name	User Group Name	Name of Farmer	Father/ Husband Name	Farmer Code	Gender	Landholding Category (Landless Farmer/ Large Farmer/Marginal Farmer/ Small Farmer)	Caste Category (SC/ST/Others/Min orities/OBC/BC- 1/BC-2/Gen/EBC)	BPL (Yes/No)
		māsaṇagi bharamappa		61	M	Marginal Farmer		Yes
		māsaṇagi kariyappa		62	M	Small Farmer		Yes
		māsaṇagi rāmappa		63	M	Marginal Farmer		Yes
		māsaṇagi.Hanamantappa.		64	M	Small Farmer		Yes
		māsaṇagi.Śivappa		65	M	Large Farmer		No
		mēgaḷamanicanabasappa		66	M	Marginal Farmer		Yes
		mēgaḷamani mallappa		67	M	Small Farmer		Yes
		mēgaḷamani ujjappa		68	M	Marginal Farmer		Yes
		Mēgaḷamani.Nāgappa		69	M	Small Farmer		Yes
		Mēgaḷamani.Rēvappa		70	M	Marginal Farmer		Yes
		mudihāla bhimappa		71	M	Small Farmer		Yes
		mudihāla annapūrṇa		72	M	Marginal Farmer		Yes
	SRI SIDDARUDHA UG	mukkaṇṇanavara.Candrappa		73	M	Small Farmer		Yes
		mukkaṇṇavara basappa		74	M	Marginal Farmer		Yes
		Myāgaḷamani basappa		75	M	Small Farmer		Yes
		myāgaḷamani basappa		76	M	Large Farmer		No
		myāgaḷamani jeṭṭappa		77	M	Marginal Farmer		Yes
		Myāgaḷamani rēvappa		78	M	Small Farmer		Yes
		nāgappa tande bharamappa iṅgaḷagondi.		79	M	Marginal Farmer		Yes
		niṅganagaḍra hālanagaḍra		80	M	Small Farmer		Yes
		pārvatevva dēsūra.		81	M	Marginal Farmer		Yes
		pārvatevva kōṁ maṅ jappa sappāḷi.		82	M	Small Farmer		Yes
		pāṭṭi urpha pōlisagaḍra nilavva kōṁ		83	M	Marginal Farmer		Yes
		pīṭṭara śivappa		84	M	Small Farmer		Yes
		pīṭṭera śiddappa		85	M	Marginal Farmer		Yes
		pīṭṭera ujjappa		86	M	Small Farmer		Yes
		pradīpa guruliṅgappagaḍra.		87	M	Large Farmer		No
		śaṅkrappa tande bharamappa iṅgaḷagondi.		88	M	Marginal Farmer		Yes
		Sappāḷi pārvatevva kōṁ maṅ jappa		89	M	Small Farmer		Yes
		śiḍlaṅṅanavara sahadēvappa		90	M	Marginal Farmer		Yes
		śiḍlaṅṅanavara.Gauravva		91	M	Small Farmer		Yes
		śiḍlaṅṅanavara.Mahadēvappa.		92	M	Marginal Farmer		Yes
		śivappa mudihāla.		93	M	Small Farmer		Yes

		Subhāsacandra taḷavāra urpha ōlākāra.		94	M	Marginal Farmer		Yes
		vālikāra mehabūba'ali		95	M	Small Farmer		Yes

Village Name	User Group Name	Name of Farmer	Father/ Husband Name	Farmer Code	Gender	Landholding Category (Landless Farmer/ Large Farmer/Marginal Farmer/ Small Farmer)	Caste Category (SC/ST/Others/Min orities/OBC/BC- 1/BC-2/Gen/EBC)	BPL (Yes/No)
		vālikāra mahamada'ali		96	M	Marginal Farmer		Yes
Lakshmapur	SRI MUGABASAVESHWARA UG	Baḍiḡi śāmācāri		1	M	Small Farmer		Yes
		bajaraḍḍi lakṣmappa		2	M	Large Farmer		No
		bārki nāgappa		3	M	Marginal Farmer		Yes
		cauḍappaḷavara lekkavva		4	M	Small Farmer		Yes
		doḍḍamani pīrāmbi kōm rājāsāba		5	M	Marginal Farmer		Yes
		doḍḍmani hajarāt sāba		6	M	Small Farmer		Yes
		eli santōṣakumāra bin vijayakumāra		7	M	Marginal Farmer		Yes
		Gaṅgōla puṭṭavva		8	M	Small Farmer		Yes
		gauḍra kṛ ṣṇagaḍa		9	M	Marginal Farmer		Yes
		Gauḍra phakkiragaḍa		10	M	Small Farmer		Yes
		gauḍra rāmanagaḍa		11	M	Marginal Farmer		Yes
		jagadīśa rāmanagaḍa cauḍappaḷavara		12	M	Small Farmer		Yes
		kuñ cūra hālappa		13	M	Large Farmer		No
		Kuñ cūra gadigeppa		14	M	Marginal Farmer		Yes
		māsaṅagi ajjappa		15	M	Small Farmer		Yes
		mahēśa bin candrappa		16	M	Marginal Farmer		Yes
		basavarāja		17	M	Small Farmer		Yes
		guruśāntappa		18	M	Marginal Farmer		Yes
		mahēśa bin candrappa		19	M	Small Farmer		Yes
		rēṅukā		20	M	Marginal Farmer		Yes
		santōṣa bin basavarāja		21	M	Small Farmer		Yes
		Pāṭṭa śivanagaḍa		22	M	Marginal Farmer		Yes
		prakāśa tande rāmappa rājanahaḷli.		23	M	Small Farmer		Yes
		prakāśa. Tande nandeppa. Koppada. .		24	M	Large Farmer		No
		ramēśa baṅakāra.		25	M	Marginal Farmer		Yes
		saṅkappaḷavara maḷiśāntappa		26	M	Small Farmer		Yes
		saṅkappaḷavara śōbhā		27	M	Marginal Farmer		Yes
		Śaṅkrappa baṅakāra.		28	M	Small Farmer		Yes
		śiḍēnūra hanumantappa		29	M	Marginal Farmer		Yes
		Śiḍēnūra mahadēvappa		30	M	Small Farmer		Yes



umaladeevarakc	SRI MAILARA LINGESHWARA UG	Billaḷi urpha sōmakkaḷavara nāgappa		1	M	Marginal Farmer		Yes
		dabālappanavara mañ junātha		2	M	Small Farmer		Yes
		gauḍara cannabasanagauḍa		3	M	Marginal Farmer		Yes

Village Name	User Group Name	Name of Farmer	Father/ Husband Name	Farmer Code	Gender	Landholding Category (Landless Farmer/ Large Farmer/Marginal Farmer/ Small Farmer)	Caste Category (SC/ST/Others/Min orities/OBC/BC- 1/BC-2/Gen/EBC)	BPL (Yes/No)
		gauḍara prakāśa bin raṅganagaḍa		4	M	Small Farmer		Yes
		halagēri iram'ma		5	M	Large Farmer		No
		koppada maṅ jappa		6	M	Marginal Farmer		Yes
		koppada jayam'ma		7	M	Small Farmer		Yes
		koppada urpha sādara aśōka		8	M	Marginal Farmer		Yes
		mālagi guḍḍappa		9	M	Small Farmer		Yes
		Mallūra veṅkappa		10	M	Marginal Farmer		Yes
		Muddappaḷavara gadigeppa		11	M	Small Farmer		Yes
		nāgarāja tande raṅgappa raḍḍi.		12	M	Marginal Farmer		Yes
		Pāṭṭa giriśagaḍa		13	M	Small Farmer		Yes
		pāṭṭa indravva kōm liṅganagaḍa		14	M	Marginal Farmer		Yes
		Phakkiraḍḍi basavaraḍḍi śeṭṭeppanavara.		15	M	Small Farmer		Yes
		phakkirappanavara maṅjappa		16	M	Large Farmer		No
	SRI AMBABHAVANI UG	phakkirappanavara surēśa		17	M	Marginal Farmer		Yes
		phakkirappanavara chāyādēvi		18	M	Small Farmer		Yes
		phakkirappanavara yallavva		19	M	Marginal Farmer		Yes
		Pūjāra kanakappa		20	M	Small Farmer		Yes
		pūjāra raṅgappa		21	M	Marginal Farmer		Yes
		raṅgappa kaganāḷa. .		22	M	Small Farmer		Yes
		rēṅukā negaḷūra.		23	M	Marginal Farmer		Yes
		Rudrappa. Trappa.Sādara. .		24	M	Small Farmer		Yes
		Rudrayya tande phakkirayya maṭhada.		25	M	Marginal Farmer		Yes
		sālagēri raṅganāṭha		26	M	Small Farmer		Yes
		sarōjavva kōm huccappa kaganāḷa.		27	M	Large Farmer		No

<b>3.Institution Building and Project Management</b>							
<b>[ Chapter - III ] 3.8 Farmers Producer Organisation Group (FPO) Details</b>							
						Rs in lakhs	
<b>Village Name</b>	<b>FPO Name</b>	<b>Registration Date (DD/MM/YYYY)</b>	<b>Value Chain</b>	<b>No of Share members</b>	<b>Paidup capital/ Share collected</b>	<b>Turnover of Input Bussiness</b>	<b>Turn over of Out put Bussiness</b>
Asundi, Hulihalli,Joisharalahalli, Benakanakonda, Ukkunda, Saravanda, Yarekuppi, Laxmapur, T.D.Koppa, Halageri, Ranebennur	<b>UNDER PROGRESS</b>						

### 3.Institution Building and Project Management

[ Chapter - III ] 3.8 A Farmers Producer Organisation (FPO) members Details

Rs in lakhs

Village Name :	FPO Name	Name of Member	Father/Husband Name	Gen der	Landholding Category (Landless Farmer/ Large Farmer/Marginal Farmer/ Small Farmer)	Caste Category (SC/ST/Others/Minorities/OBC/BC-1/BC-2/Gen/EBC)	BPL (YES/NO)	Remarks
		guttalagaḍra prabhugaḍra		M	Marginal Farmer		Yes	
		halagēri basappa		M	Large Farmer		No	
Joisararahalahalli	Joisararahalahalli	halagēri tīsvarappa		M	Small Farmer		Yes	
Halageri	Halageri	halagēri maliyappa		M	Small Farmer		Yes	
		keṅ canagaḍra rāmanagaḍra		M	Small Farmer		Yes	
		kōṇanavara yallavva		F	Small Farmer		Yes	
		maradeṅṅanava sumaṅgalā		M	Small Farmer		Yes	
		maṭhada śāntayya urpha śāntavīrayya		M	Marginal Farmer		Yes	
		mudigaḍra īranagaḍra		M	Marginal Farmer		Yes	
		mūlimani basavarāja		M	Marginal Farmer		Yes	
		nadāpha jamālasāba		M	Marginal Farmer		Yes	
		piṅ jāra honnūrasāba		M	Marginal Farmer		Yes	
		Guḍagūra maunēśa cannabasappa		M	Large Farmer		No	
		guḍagūra ratnavva		F	Small Farmer		Yes	
		saṅjivappa doḍḍamani.		M	Small Farmer		Yes	
		koḷi hanumantappa		M	Small Farmer		Yes	
		Dēvēndrappa baṅagāra.		M	Small Farmer		Yes	
		Bidari pīrasāba		M	Small Farmer		Yes	

		Canabasam'ma pūjaṅṅanavara.		M	Marginal Farmer		Yes	
		Pūjaṅṅanavara hanamantappa		M	Marginal Farmer		Yes	

Village Name :	FPO Name	Name of Member	Father/Husband Name	Gender	Landholding Category (Landless Farmer/ Large Farmer/Marginal Farmer/ Small Farmer)	Caste Category (SC/ST/Others/Minorities/OBC/BC-1/BC-2/Gen/EBC)	BPL (YES/NO)	Remarks
		Mallappa tande jakkappa pūjaṅṅanavara.		M	Marginal Farmer		Yes	
		Baḍigēra urpha arkācāripamēśvarappa		M	Marginal Farmer		Yes	
		baḍigēra mañ julā urpa anasūyā kōm maunēśappa		M	Marginal Farmer		Yes	
		Ratnavva kōm kṛ ṣṇappa baḍigēra.		M	Large Farmer		No	
		Bharamagaḍa pāḷa.		M	Small Farmer		Yes	
		Jakkāṅṅanavara kōṭappa bin jakkappa		M	Small Farmer		Yes	
		Maḍivāra maṅikaṅṅa		M	Small Farmer		Yes	
		Maḍivāra dyāmappa		M	Small Farmer		Yes	
		Maḍivāra guḍḍappa		M	Small Farmer		Yes	
		maḍivāra huccappa		M	Marginal Farmer		Yes	
		Aśōka jakkāṅṅanavara.		M	Marginal Farmer		Yes	
		Muccikkāṅṅanavara dēvēndrappa		M	Marginal Farmer		Yes	
		muccikkāṅṅanavara hēmappa		M	Marginal Farmer		Yes	
		pāḷa cannagaḍa		M	Marginal Farmer		Yes	
		Muccikkāṅṅanavara nīlam'ma		M	Large Farmer		No	
		pāḷa sumaṅgalā kōm maruśāśiddanagaḍa		M	Small Farmer		Yes	
		bārki yallavva kōm śivappa		M	Small Farmer		Yes	
		Mahmadahāśam mullā mahmada'ali		M	Small Farmer		Yes	
		mustākh ahmada mullā mahmada'ali		M	Small Farmer		Yes	
		abdulakhādara sāhēb mullā mahmada'ali sāhēb		M	Small Farmer		Yes	
		Sunnākhānavara mōhiddina		M	Marginal Farmer		Yes	
		sunnākhānavara abdulakhādara		M	Marginal Farmer		Yes	

		Sunnākhānavara mōhiddina		M	Marginal Farmer		Yes	
		sunnākhānavara abdulakhādara		M	Marginal Farmer		Yes	
		Maḷagi hoḷiyappa		M	Marginal Farmer		Yes	

Village Name :	FPO Name	Name of Member	Father/Husband Name	Gender	Landholding Category (Landless Farmer/ Large Farmer/Marginal Farmer/ Small Farmer)	Caste Category (SC/ST/Others/Minorities/OBC/BC-1/BC-2/Gen/EBC)	BPL (YES/NO)	Remarks
		jādhava sarōjābāyi kōm surēśa		M	Large Farmer		No	
		jamālappa. Tande yamanappa. Māyaṅṅanavara. .		M	Small Farmer		Yes	
		Rājappa. Tande yamanappa. Māyaṅṅanavara		M	Small Farmer		Yes	
		Muddi bharamappa		M	Small Farmer		Yes	
		muddi honakēraṅṅappa bin siddappa		M	Small Farmer		Yes	
		muddi niṅṅappa		M	Small Farmer		Yes	
		muddi rēvaṅṅappa bin siddappa		M	Marginal Farmer		Yes	
		Muddi guttem'ma kōm niṅṅappa		M	Marginal Farmer		Yes	
		Muddi mallikārjuna bin khaṅṅappa		M	Marginal Farmer		Yes	
		kicaḍi puṅṅappa		M	Marginal Farmer		Yes	
		bharamappa. Tande duragappa. Kicaḍi. .		M	Marginal Farmer		Yes	
		kicaḍi bharamappa		M	Large Farmer		No	
		Kicaḍi bharamappa		M	Small Farmer		Yes	
		Paramēśvarappa. Tande duragappa. Kicaḍi. .		M	Small Farmer		Yes	
		hullatti mallēśappa		M	Small Farmer		Yes	
		kāḍi duragappa		M	Small Farmer		Yes	
		kambaḷi mudiyappa		M	Small Farmer		Yes	
		nāyka kāntarāja		M	Marginal Farmer		Yes	
		nāgarāja. Tande basappa. Koppada. .		M	Marginal Farmer		Yes	
		kicaḍi māṅṅappa		M	Marginal Farmer		Yes	
		Kicaḍi māṅṅappa bin huccappa		M	Marginal Farmer		Yes	
		Śāradā patri kōm bi ḍi patri		M	Marginal Farmer		Yes	
		Kicaḍi kamalavva kōm cannabasappa		M	Large Farmer		No	
		gāḍi urpha gāḍera kariyappa		M	Small Farmer		Yes	



		gāḍēra gutteppa		M	Small Farmer		Yes	
		koravara urph kuñ cikoravara kollam'ma		M	Small Farmer		Yes	
		kicaḍi mallāreppa		M	Small Farmer		Yes	

Village Name :	FPO Name	Name of Member	Father/Husband Name	Gender	Landholding Category (Landless Farmer/ Large Farmer/Marginal Farmer/ Small Farmer)	Caste Category (SC/ST/Others/Minorities/OBC/BC-1/BC-2/Gen/EBC)	BPL (YES/NO)	Remarks
		kāki hanumantappa		M	Small Farmer		Yes	
		Gaṇēśa. Jagadśvarappa. Baṇagāra. .		M	Marginal Farmer		Yes	
		baḷāri dīleppa		M	Marginal Farmer		Yes	
		mannanṇanavara kannappa		M	Marginal Farmer		Yes	
		gaudra gutteppa		M	Marginal Farmer		Yes	
		gaudra cūlappa		M	Marginal Farmer		Yes	
		maḷagi siddappa		M	Large Farmer		No	
		māyaṇṇanavara karabasam'ma kōṃduragappa		M	Small Farmer		Yes	
		Kicaḍi mārtanḍappa		M	Small Farmer		Yes	
		hulagam'manavara niṅgappa		M	Small Farmer		Yes	
		hulagam'manavara hanumantappa		M	Small Farmer		Yes	
		Kārkā śēkhappa		M	Small Farmer		Yes	
		marāḍūra lakṣmappa		M	Marginal Farmer		Yes	
		hādīmani aśōkappa		M	Marginal Farmer		Yes	
		Dēsūra mariyappa		M	Marginal Farmer		Yes	
		śiddappa hosamani.		M	Marginal Farmer		Yes	
		subhānasāba bisalahalli.		M	Marginal Farmer		Yes	
		pravīṇa hosamani. .		M	Large Farmer		No	
		Dādāphira bisalahalli.		M	Small Farmer		Yes	
		Saṇṇamani urpha haḍapada basavarāja		M	Small Farmer		Yes	
		mañ jappa kaḍūra.		M	Small Farmer		Yes	
		aśōka kaḍūra.		M	Small Farmer		Yes	
		kallappagauḍa sōmanagauḍa		M	Small Farmer		Yes	
		Kallappagauḍa rāmanagauḍa		M	Marginal Farmer		Yes	
		siddanagauḍa karabasallēra.		M	Marginal Farmer		Yes	
		basanagauḍa karabasallavara.		M	Marginal Farmer		Yes	
		Umā karabasallavara.		M	Marginal Farmer		Yes	
		Kannappaḷavara hanumantappa		M	Marginal Farmer		Yes	

		bharamappa tande basavanneppa kannappaavara.		M	Large Farmer		No	
--	--	--	--	---	--------------	--	----	--

Village Name :	FPO Name	Name of Member	Father/Husband Name	Gender	Landholding Category (Landless Farmer/ Large Farmer/Marginal Farmer/Small Farmer)	Caste Category (SC/ST/Others/Minorities/OBC/BC-1/BC-2/Gen/EBC)	BPL (YES/NO)	Remarks
		śambhu tande basavanneppa kannappaḷavara.		M	Small Farmer		Yes	
		kōḍ'ihalī candrappa		M	Small Farmer		Yes	
		saṇṇappa. Tande tirakappa. Malagaḍra. .		M	Small Farmer		Yes	
		kōḍ'ihalī rudrappa		M	Small Farmer		Yes	
		candrakalā kōṁ basappa kuḍupali.		M	Small Farmer		Yes	
		niṅganagaḍra jayam'ma		M	Marginal Farmer		Yes	
		Candrakalā kōṁ basappa kuḍupali.		M	Marginal Farmer		Yes	
		Śivappa tande bīrappa kōḍāri.		M	Marginal Farmer		Yes	
		mudihāla benakappa		M	Marginal Farmer		Yes	
		mudihāla karabasappa		M	Marginal Farmer		Yes	
		antaravāli nāgēndrappa		M	Large Farmer		No	
		Bēvinahaḷli jamālasāba		M	Small Farmer		Yes	
		bēvinahaḷli makhabullahmada		M	Small Farmer		Yes	
		hāvanūra gaṇēśappa		M	Small Farmer		Yes	
		Hāvanūra nāgam'ma kōṁ śivappa		M	Small Farmer		Yes	
		kaḍūra īrappa		M	Small Farmer		Yes	
		kannappaḷavara bhīmappa		M	Marginal Farmer		Yes	
		kannappaḷavara ujjappa		M	Marginal Farmer		Yes	
		kannappaḷavara bhīmappa		M	Marginal Farmer		Yes	
		kannappaḷavara jagadīśa		M	Marginal Farmer		Yes	
		kāṭēnahaḷli anvarasāba		M	Marginal Farmer		Yes	
		Khatība Abdul Ajīdasāba		M	Large Farmer		No	
		mōṭagi gaṅgavva kōṁ koṭrēśa		M	Small Farmer		Yes	
		sāvitrā kōṁ jagadīśa kannappaḷavara.		M	Small Farmer		Yes	
		tajamullākhāna tande mardānakhāna paṭhāna.		M	Small Farmer		Yes	
		cinnikaḷi prabhanna		M	Small Farmer		Yes	
		ismāyilsāba tande dādāmiyāsāba heḍiyāla.		M	Small Farmer		Yes	
		Jakkaradḍēra ramēśa		M	Marginal Farmer		Yes	
		Mahēśakumāra paṭēla.		M	Marginal Farmer		Yes	
		Mahēśakumāra paṭēla.		M	Marginal Farmer		Yes	

		mākanūra dēvendrappa		M	Marginal Farmer		Yes	
		mākanūra virēša bin śivappa		M	Marginal Farmer		Yes	

Village Name :	FPO Name	Name of Member	Father/Husband Name	Gender	Landholding Category (Landless Farmer/ Large Farmer/Marginal Farmer/ Small Farmer)	Caste Category (SC/ST/Others/Minorities/OBC/BC-1/BC-2/Gen/EBC)	BPL (YES/NO)	Remarks
		Phaujadāra āspāka ahmada bin gausamōdina		M	Large Farmer		No	
		Phaujadāra munīra ahmada bin gausamōdina		M	Small Farmer		Yes	
		rēṣmā āḍūra.		M	Small Farmer		Yes	
		Vanitā kōm harīśa. Gorli. .		M	Small Farmer		Yes	
		amāti rēṅukavva		M	Small Farmer		Yes	
		hanumantappa tande rāmappa gūḷaṅṅanavara.		M	Small Farmer		Yes	
		hulabanni śēkhappa		M	Marginal Farmer		Yes	
		jaina pravīṅakumāra		M	Marginal Farmer		Yes	
		kāvali śivakumāra		M	Marginal Farmer		Yes	
		koppada karabasappa		M	Marginal Farmer		Yes	
		mākanūra basavva kōm phakkīrappa		M	Marginal Farmer		Yes	
		Mariyappa tande hēmappa pūjāra .		M	Large Farmer		No	
		pūjāra nāgam'ma		M	Small Farmer		Yes	
		Basavarāja. Tande sanṅappa. Gaṅgara. .		M	Small Farmer		Yes	
		gaṅgara gaṅēśa		M	Small Farmer		Yes	
		Gāyatri pātrēra. .		M	Small Farmer		Yes	
		Muddi honakērappa bin siddappa		M	Small Farmer		Yes	
		Niṅganagaḍra sunandavvā		M	Marginal Farmer		Yes	
		Ratnā kōm basavarāja urpha basappa ōlākāra vālikāra.		M	Marginal Farmer		Yes	
		gaḍḍadagūli girijam'ma		M	Marginal Farmer		Yes	
		lāpōji urpha maṅegāra umā		M	Marginal Farmer		Yes	
		mākanūra aśōka		M	Marginal Farmer		Yes	
		mākanūra mālā kōm śivarudrappa		M	Large Farmer		No	
		mākanūra virupākṣappa bin canabasappa		M	Small Farmer		Yes	
		sandīpa. Śivanagaḍra. Pāḷa.		M	Small Farmer		Yes	

		yakalāsapura lakṣmappa		M	Small Farmer		Yes	
		gauḍara urpha pāṭila basanagaūḍa		M	Small Farmer		Yes	

Village Name :	FPO Name	Name of Member	Father/Husband Name	Gender	Landholding Category (Landless Farmer/ Large Farmer/Marginal Farmer/ Small Farmer)	Caste Category (SC/ST/Others/Minorities/OBC/BC-1/BC-2/Gen/EBC)	BPL (YES/NO)	Remarks
		gauḍara urpha pāṭīla hālanagaḍa		M	Small Farmer		Yes	
		gauḍara urpha pāṭīla sōmanagaḍa		M	Marginal Farmer		Yes	
		Myādāra bharamappa		M	Marginal Farmer		Yes	
		Subhānasāba honnaji.		M	Marginal Farmer		Yes	
		buradikatti malikārjuna		M	Marginal Farmer		Yes	
		es. Jyōtir tējōmaya tande ār śāṅkara.		M	Marginal Farmer		Yes	
		Gauḍaśivanṇanavara mañ junātha		M	Large Farmer		No	
		gūḷaṇṇanavara nīlavva		M	Small Farmer		Yes	
		Huccappa. Kariyappa. Meḍlēri.		M	Small Farmer		Yes	
		huggi basavarāja bin śivappa		M	Small Farmer		Yes	
		Koṇḍōji urpha koṇḍajji ci kāntēśa		M	Small Farmer		Yes	
		koppada ajjappa		M	Small Farmer		Yes	
		nāgappa tande karabasappa gūḷaṇṇanavara.		M	Marginal Farmer		Yes	
		Śāṅkrappa buradikatti .		M	Marginal Farmer		Yes	
		aḍiveppanavara aḍiveppa		M	Marginal Farmer		Yes	
		akramakhān en.		M	Marginal Farmer		Yes	
		Buradikatti mañjunādha bin sōmappa		M	Marginal Farmer		Yes	
		di presidenta āph inḍiyā		M	Large Farmer		No	
		gaḍḍadagūḷi śiddappa		M	Small Farmer		Yes	
		gūḷaṇṇanavara malakappa		M	Small Farmer		Yes	
		Huggi ajjappa		M	Small Farmer		Yes	
		huggi śāṅkrappa		M	Small Farmer		Yes	
		koṇḍōji urpha koṇḍajji gōpālappa		M	Small Farmer		Yes	
		Kōppada ajjappa		M	Marginal Farmer		Yes	
		malkappa. Tande saṅṅappa. Gūḷaṇṇanavara .		M	Marginal Farmer		Yes	



		nūrandēvaramaṭha mallikārjunayya		M	Marginal Farmer		Yes	
		Rāmappa tande karabasappa karaḍeṇṇanavara.		M	Marginal Farmer		Yes	

Village Name :	FPO Name	Name of Member	Father/Husband Name	Gender	Landholding Category (Landless Farmer/ Large Farmer/Marginal Farmer/Small Farmer)	Caste Category (SC/ST/Others/Minorities/OBC/BC-1/BC-2/Gen/EBC)	BPL (YES/NO)	Remarks
		Basavarāja tande canabasappa yakanāli urpha muddappaḷavara.		M	Marginal Farmer		Yes	
		Cannagaḍra saṅagaḍabin basanagaḍa		M	Large Farmer		No	
		caḍappaḷavara maraḍeppa		M	Small Farmer		Yes	
		Hoṭṭigaḍra sāvantravva		M	Small Farmer		Yes	
		kumāra tande gadigeppa. Muddappaḷavara. .		M	Small Farmer		Yes	
		Maḷiyappa tande canabasappa yakanāli urpha muddappaḷavara.		M	Small Farmer		Yes	
		Muddappaḷavara mahēśappa		M	Small Farmer		Yes	
		muddappaḷavara paramēśappa		M	Marginal Farmer		Yes	
		muddappaḷavara śaṅkrappa		M	Marginal Farmer		Yes	
		Muddappaḷavara tirakappa		M	Marginal Farmer		Yes	
		Muddappaḷavara urpha baṅakāra candrappa		M	Marginal Farmer		Yes	
		Saṅgappa tande canabasappa yakanāli urpha muddappaḷavara.		M	Marginal Farmer		Yes	
		Basavarāja tande śaraṅappa muddappaḷavara.		M	Large Farmer		No	
		cannagaḍra kuragaḍappa		M	Small Farmer		Yes	
		Guruśāntappa muddappaḷavara.		M	Small Farmer		Yes	
		Hanumantappa hirēgaḍra.		M	Small Farmer		Yes	
		Kumāra tande gadigeppa. Muddappaḷavara. .		M	Small Farmer		Yes	
		Māsaṅagi mallikārjunappa		M	Small Farmer		Yes	

		māsaṇagi guruśāntappa		M	Marginal Farmer		Yes	
		māsaṇagi guruśāntavva kōm nāgappa		M	Marginal Farmer		Yes	

Village Name :	FPO Name	Name of Member	Father/Husband Name	Gender	Landholding Category (Landless Farmer/ Large Farmer/Marginal Farmer/ Small Farmer)	Caste Category (SC/ST/Others/Minorities/OBC/BC-1/BC-2/Gen/EBC)	BPL (YES/NO)	Remarks
		māsaṇagi nīlavva kōm gurusāntappa		M	Marginal Farmer		Yes	
		muddappaḷavaragurusāntappa		M	Marginal Farmer		Yes	
		byāḍagi sōmaśekhara		M	Marginal Farmer		Yes	
		cauḍappaḷavara niṅganagaḍa		M	Large Farmer		No	
		dōḍḍakannagaḍra gurusāntappa		M	Small Farmer		Yes	
		guḍagūra basavarāja bin hariyappa		M	Small Farmer		Yes	
		guḍagūra maḷiyappa bin hariyappa		M	Small Farmer		Yes	
		Guḍugūra virupākṣappa		M	Small Farmer		Yes	
		hoṭṭigaḍra niṅgappa		M	Small Farmer		Yes	
		koḷēra śivakka		M	Marginal Farmer		Yes	
		Maḷēmaṭha iram'ma kōm hēmayya		M	Marginal Farmer		Yes	
		muddappaḷavara gurappa		M	Marginal Farmer		Yes	
		muddappaḷavara maḷisāntappa		M	Marginal Farmer		Yes	
		śaṅkrappa. Tande gurusāntappa. Muddappaḷavara		M	Marginal Farmer		Yes	
		Saṅkrkoppada mallikārjuna bin nāgappa		M	Large Farmer		No	
		baṅakāra girijādēvi kōm saṅgappa		M	Small Farmer		Yes	
		baṅakāra gurusāntappa		M	Small Farmer		Yes	
		basavarāja tande canabasappa pūjāra.		M	Small Farmer		Yes	
		hulmani gadigeppa bin maḷiyappa		M	Small Farmer		Yes	
		kumāra muddem'manavara .		M	Small Farmer		Yes	
		mudaim'manavara canabasappa		M	Marginal Farmer		Yes	
		Muddappaḷavara suślavva		M	Marginal Farmer		Yes	

		muddappaḷavara sudhā kōm cannabasappa		M	Marginal Farmer		Yes	
		muddem'manavara gadigeppa binbasavaṇṇeppa		M	Marginal Farmer		Yes	

Village Name :	FPO Name	Name of Member	Father/Husband Name	Gender	Landholding Category (Landless Farmer/ Large Farmer/Marginal Farmer/ Small Farmer)	Caste Category (SC/ST/Others/Minorities/OBC/BC-1/BC-2/Gen/EBC)	BPL (YES/NO)	Remarks
		baṅakāra girijādēvi kōm saṅgappa		M	Marginal Farmer		Yes	
		cannagauḍra karibasam'ma kōmrāmanagauḍa		M	Large Farmer		No	
		cauḍappaḷavara virabasavva kōm rāmanagauḍa		M	Small Farmer		Yes	
		dēsāyi canabasappa		M	Small Farmer		Yes	
		hoṭṭagauḍra maḷiśāntappa		M	Small Farmer		Yes	
		kadaramaṅḍalagi rāmappa bin gūrappa		M	Small Farmer		Yes	
		kuñ cūra basavaṅṅeppa bin hanumantappa		M	Small Farmer		Yes	
		māsaṅagi gadigeppa		M	Marginal Farmer		Yes	
		Mudaim'manavara urpha baṅakāra guruśāntappa		M	Marginal Farmer		Yes	
		muddappaḷavara jayappa		M	Marginal Farmer		Yes	
		baṅakāra basavarāja bin candrappa		M	Marginal Farmer		Yes	
		candragauḍa urpha candrappa. Tande karēgauḍa. Cannagauḍra. .		M	Marginal Farmer		Yes	
		Cannagauḍra maḷiśāntanaḡauḍa urpha maḷiśāntappa		M	Large Farmer		No	
		cauḍappaḷavara muraḍappa		M	Small Farmer		Yes	
		dēsāyi guruśāntappa		M	Small Farmer		Yes	
		eli kannavva		M	Small Farmer		Yes	
		hālivāṅada karabasappabin honnappa		M	Small Farmer		Yes	
		kannagauḍra cannagauḍa		M	Small Farmer		Yes	
		kannāa huccappa		M	Marginal Farmer		Yes	
		mudaim'manavara śidliṅgappa		M	Marginal Farmer		Yes	

		muddappaḷavara honnavva		M	Marginal Farmer		Yes	
		muddappaḷavara jayappa		M	Marginal Farmer		Yes	

Village Name :	FPO Name	Name of Member	Father/Husband Name	Gender	Landholding Category (Landless Farmer/ Large Farmer/Marginal Farmer/ Small Farmer)	Caste Category (SC/ST/Others/Minorities/OBC/BC-1/BC-2/Gen/EBC)	BPL (YES/NO)	Remarks
		cauḍappaḷavara dēvēndrappa		M	Marginal Farmer		Yes	
		cavaḍappaḷavara hanumantappa maḷiyappa		M	Large Farmer		No	
		Gōṇimaṭha śāntavva		M	Small Farmer		Yes	
		hālivāṇada rāmappa		M	Small Farmer		Yes	
		Jagadēvappa kuṅ cūra.		M	Small Farmer		Yes	
		mudaim'manavara guruśāntappa		M	Small Farmer		Yes	
		mudaim'manavara urpha baṇakāra guruśāntappa		M	Small Farmer		Yes	
		pāṭṭa karēgauḍa		M	Marginal Farmer		Yes	
		baḷigāra dharmappa		M	Marginal Farmer		Yes	
		beḷakēri maṅ janagauḍa		M	Marginal Farmer		Yes	
		beḷakēri śāradavva		M	Marginal Farmer		Yes	
		bevinahaḷi aravinda		M	Marginal Farmer		Yes	
		eligāra akṣatā bin tirakappa		M	Large Farmer		No	
		hādaragēri prēmilaṅṅa		M	Small Farmer		Yes	
		kaḍēmani prakāśa		M	Small Farmer		Yes	
		kaḷimani maulāsāba		M	Small Farmer		Yes	
		Kudarihāḷamaṭha harīśayyā		M	Small Farmer		Yes	
		maḍivāra hanumantappa		M	Small Farmer		Yes	
		Marōḷa gaṅgavva		M	Marginal Farmer		Yes	
		maṭhada gaṅgādharaṅṅa		M	Marginal Farmer		Yes	
		ravi.Tande canabasappa. Kaḍēmani.		M	Marginal Farmer		Yes	
		Baḍigēra virappa		M	Marginal Farmer		Yes	
		beḷakēri maṅ janagauḍa		M	Marginal Farmer		Yes	
		dyāmaṅṅanavara prakāśa		M	Large Farmer		No	
		eligāra phakkirappa		M	Small Farmer		Yes	
		hulmani basavarāja		M	Small Farmer		Yes	
		kaḍaramaṅṅalaḷi śivamurteppa		M	Small Farmer		Yes	
		Kaḍēmani ravi		M	Small Farmer		Yes	
		kam'māra cikkappa		M	Small Farmer		Yes	



		kam'māra gaṇēśa bin biṣmācāri		M	Marginal Farmer		Yes	
		maṭhada nityānanda		M	Marginal Farmer		Yes	

Village Name :	FPO Name	Name of Member	Father/Husband Name	Gen der	Landholding Category (Landless Farmer/ Large Farmer/Marginal Farmer/ Small Farmer)	Caste Category (SC/ST/Others/Minorities/OBC/BC-1/BC-2/Gen/EBC)	BPL (YES/NO)	Remarks
		basavarāja tande śivamūrteppa kaḍēmani.		M	Marginal Farmer		Yes	
		gōḍī hāla urpa kaḍēmani śivamūrtappa		M	Marginal Farmer		Yes	
		hulmani suśilā kōm lōkappa		M	Marginal Farmer		Yes	
		kaḍēmani mañ jappa bin hanumantappa		M	Large Farmer		No	
		kaḍēmani śaśikalā candraśēkhara		M	Small Farmer		Yes	
		kam'māra ratnācāri bin vṇācāra		M	Small Farmer		Yes	
		kulakarṇi nīlagirirāv		M	Small Farmer		Yes	
		yaliḡāra mailārappa		M	Small Farmer		Yes	
		Yaliḡāra śivappa		M	Small Farmer		Yes	
		basanagaḍra mañ janagaḍra		M	Marginal Farmer		Yes	
		basanagaḍra śiddanagaḍra		M	Marginal Farmer		Yes	
		belakēri dānappa urpa dānappagaḍra		M	Marginal Farmer		Yes	
		belakēri jātanagaḍra		M	Marginal Farmer		Yes	
		bennūra urpha maṇēḡāra basavva		M	Marginal Farmer		Yes	
		bisalahāli basavarāja		M	Large Farmer		No	
		bisalahāli śēkhappa		M	Small Farmer		Yes	
		dēsāyi nāḡappa bin saṇṇamallappa		M	Small Farmer		Yes	
		Hādaragēri basavaṇṇappa		M	Small Farmer		Yes	
		karēgaḍra nāgarājagaḍra		M	Marginal Farmer		Yes	
		māēnahāli umēśa		M	Large Farmer		No	
		Sarpaṇṇanavara nūrasābabin honnūrasāba		M	Small Farmer		Yes	
		umēśa cikkappa kōṭhāla		M	Small Farmer		Yes	
		basanagaḍra śāntavva		M	Small Farmer		Yes	
		Heggappa hulmani.		M	Small Farmer		Yes	
		Kōṭappa hulmani.		M	Small Farmer		Yes	

		māēnahāli urpha pāīla umēśagauḍa		M	Marginal Farmer		Yes	
		māēnahāli urpha pāīla ujjanagauḍa		M	Marginal Farmer		Yes	

Village Name :	FPO Name	Name of Member	Father/Husband Name	Gender	Landholding Category (Landless Farmer/ Large Farmer/Marginal Farmer/ Small Farmer)	Caste Category (SC/ST/Others/Minorities/OBC/BC-1/BC-2/Gen/EBC)	BPL (YES/NO)	Remarks
		mallanagaḍra cikkanagaḍra		M	Marginal Farmer		Yes	
		sumaṅgalā pāla.		M	Marginal Farmer		Yes	
		Beḷakēri basanagaḍra		M	Marginal Farmer		Yes	
		beḷakēri mailārappa bin basavaṅṅappa		M	Large Farmer		No	
		beḷakēri nandīśvaragaḍra		M	Small Farmer		Yes	
		beḷakēri sujātappa bin basavaṅṅappa		M	Small Farmer		Yes	
		heggappa hulmani.		M	Small Farmer		Yes	
		Kurabara basavarājappa		M	Small Farmer		Yes	
		kurabara śivappa		M	Small Farmer		Yes	
		Aṅgaḍi basavaṅṅevva		M	Marginal Farmer		Yes	
		beḷakēri kamalavva		M	Marginal Farmer		Yes	
		bisalaḷi basavarāja		M	Marginal Farmer		Yes	
		bisalaḷi mallappa		M	Marginal Farmer		Yes	
		hādimani śivappa basavantappa		M	Marginal Farmer		Yes	
		pārvatevva kōm niṅgappa hādimani.		M	Large Farmer		No	
		śivappa tande basavaṅṅappa hādimani.		M	Small Farmer		Yes	
		beḷakēri nāganagaḍra		M	Small Farmer		Yes	
		Cinnagaḍi tirakappa		M	Small Farmer		Yes	
		kanavali basavarāja		M	Small Farmer		Yes	
		ōlēkāra bharamappa		M	Small Farmer		Yes	
		ōlēkāra basappa		M	Marginal Farmer		Yes	
		ōlēkāra prakāśappa		M	Marginal Farmer		Yes	
		Baṅgēra baramappa		M	Marginal Farmer		Yes	
		Basanagaḍra rāmanagaḍra		M	Marginal Farmer		Yes	
		basavarāja āēhoḷi.		M	Marginal Farmer		Yes	
		beḷakēri basanagaḍra		M	Large Farmer		No	
		beḷakēri kuśālagauḍa		M	Small Farmer		Yes	
		beḷakēri śivakumāragauḍa		M	Small Farmer		Yes	
		benakanakoṅḍa nāgappa		M	Small Farmer		Yes	
		bharamagaḍra aḍiveppagaḍra		M	Small Farmer		Yes	

		bharamappa sādhani.		M	Small Farmer		Yes	
		Cōlappanavara guḍḍappa		M	Marginal Farmer		Yes	

Village Name :	FPO Name	Name of Member	Father/Husband Name	Gender	Landholding Category (Landless Farmer/ Large Farmer/Marginal Farmer/ Small Farmer)	Caste Category (SC/ST/Others/Minorities/OBC/BC-1/BC-2/Gen/EBC)	BPL (YES/NO)	Remarks
		dēvagoṇḍan.Niṅganagaḍa		M	Marginal Farmer		Yes	
		a.						
		Eeholi mahēśappa		M	Marginal Farmer		Yes	
		eḷēholi nāgarāja		M	Marginal Farmer		Yes	
		eḷēholi rāju		M	Marginal Farmer		Yes	
		Eligāra nāgappa		M	Large Farmer		No	
		gubbēra guḍḍappa		M	Small Farmer		Yes	
		hārōgoppa ratnavva		M	Small Farmer		Yes	
		hosaṅgaḍi liṅgarāja		M	Small Farmer		Yes	
		hosaṅgaḍi kumāra		M	Small Farmer		Yes	
		huṇḍekāra suśilavva		M	Small Farmer		Yes	
		hurakaḍli basavarāja		M	Marginal Farmer		Yes	
		Hurakaḍli kumārappa		M	Marginal Farmer		Yes	
		Karabasappa eḷēholi.		M	Marginal Farmer		Yes	
		karēgaḍra śivabasam'ma		M	Marginal Farmer		Yes	
		karināgappanavara		M	Marginal Farmer		Yes	
		cannavva						
		leṅkaṅṅanavara gaṅgavva		M	Large Farmer		No	
		mālatēśa tande guḍḍappa		M	Small Farmer		Yes	
		yaliḡāra.						
		Mallanagaḍra		M	Small Farmer		Yes	
		niṅganagaḍa						
		myāḡēri basappa tāyi		M	Small Farmer		Yes	
		sāvakka						
		Myāḡēri hanumantappa		M	Small Farmer		Yes	
		nāgarāja irāṅṅa		M	Small Farmer		Yes	
		huṇḍekāra .						
		nūlina,īravva.		M	Marginal Farmer		Yes	
		Pāṅṅa ḡitā kōṅṅ		M	Marginal Farmer		Yes	
		siddanagaḍa						
		pāṅṅa naṅjanagaḍa		M	Marginal Farmer		Yes	
		pāṅṅa śivanagaḍa		M	Marginal Farmer		Yes	
		puravaṅṅe.		M	Marginal Farmer		Yes	
		śiddanagaḍra		M	Large Farmer		No	
		basanagaḍa						
		śiddanagaḍra		M	Small Farmer		Yes	
		hēmanagaḍa						
		Siddanagaḍra		M	Small Farmer		Yes	
		nāganagaḍa						

		siddanagaḍra karēgauḍa		M	Small Farmer		Yes	
		śiddanagaḍra śaṅkaragaḍa		M	Small Farmer		Yes	

Village Name :	FPO Name	Name of Member	Father/Husband Name	Gender	Landholding Category (Landless Farmer/ Large Farmer/Marginal Farmer/ Small Farmer)	Caste Category (SC/ST/Others/Minorities/OBC/BC-1/BC-2/Gen/EBC)	BPL (YES/NO)	Remarks
		Yalēhōji śivappa		M	Small Farmer		Yes	
		yaliḡāra lōkappa		M	Marginal Farmer		Yes	
		āladakāṭṭi śāradavva kōm rēvanēppa		M	Marginal Farmer		Yes	
		aṅgaḡi sāvitrām'ma		M	Marginal Farmer		Yes	
		Basappa dēsūra.		M	Marginal Farmer		Yes	
		bēlūra urpha iṭaḡi tim'mappa		M	Marginal Farmer		Yes	
		doḡḡagaḡḡa maṅ janagaḡḡa		M	Large Farmer		No	
		doḡḡagaḡḡa ujjanagaḡḡa		M	Small Farmer		Yes	
		guṅḡappaḡavara hanumantappa		M	Small Farmer		Yes	
		guruliṅgappagaḡḡa karēgaḡḡa		M	Small Farmer		Yes	
		guruliṅgappagaḡḡa mahēśappa		M	Small Farmer		Yes	
		guruśāntappā basanagaḡḡa		M	Small Farmer		Yes	
		haḡḡapada urpha guḡḡaḡūra kubērappa		M	Marginal Farmer		Yes	
		Hādīmāni maṅḡaḡavva		M	Marginal Farmer		Yes	
		haligūḡi maṅjappa		M	Marginal Farmer		Yes	
		haligūḡi śivamūrteppa		M	Marginal Farmer		Yes	
		Haligūḡi virupākḡappa		M	Marginal Farmer		Yes	
		iṅḡaḡondi basavarāja		M	Large Farmer		No	
		iṅḡaḡondi śivānanda		M	Small Farmer		Yes	
		iṅḡaḡaḡūndi.Śivānanda		M	Small Farmer		Yes	
		kallappagaḡḡa sōmanagaḡḡa		M	Small Farmer		Yes	
		kallappagaḡḡa karabasanagaḡḡa		M	Small Farmer		Yes	
		kam'māra candrappa		M	Small Farmer		Yes	
		kam'māra śaṅkram'ma kōm jakanācāri		M	Marginal Farmer		Yes	
		Kam'māra.Candrakāntacār ya		M	Marginal Farmer		Yes	
		Kāyakada pārvatevva kōm mahadēvappa		M	Marginal Farmer		Yes	



		liṅganagaṭṭra sadāśivanagaṭṭra		M	Marginal Farmer		Yes	
		Māḍara kariyappa		M	Marginal Farmer		Yes	
		māḍara kariyappa		M	Large Farmer		No	
		māḍara nīlappa		M	Small Farmer		Yes	

Village Name :	FPO Name	Name of Member	Father/Husband Name	Gender	Landholding Category (Landless Farmer/ Large Farmer/Marginal Farmer/ Small Farmer)	Caste Category (SC/ST/Others/Minorities/OBC/BC-1/BC-2/Gen/EBC)	BPL (YES/NO)	Remarks
		Mādara.Karabasappa.		M	Small Farmer		Yes	
		Mādara.Sañnamātañgeppa		M	Small Farmer		Yes	
		māsañagi kariyappa		M	Small Farmer		Yes	
		māsañagi.Hanamantappa.		M	Small Farmer		Yes	
		mēgaḷamanicanabasappa		M	Marginal Farmer		Yes	
		mēgaḷamani ujjappa		M	Marginal Farmer		Yes	
		Mēgaḷamani.Rēvappa		M	Marginal Farmer		Yes	
		mudihāḷa annapūrṇa		M	Marginal Farmer		Yes	
		mukkaṇṇavara basappa		M	Marginal Farmer		Yes	
		myāgaḷamani basappa		M	Large Farmer		No	
		Myāgaḷamani rēvappa		M	Small Farmer		Yes	
		niṅganagauḍra hālanagauḍa		M	Small Farmer		Yes	
		pārvatevva kōṛṇ mañ jappa sappāi.		M	Small Farmer		Yes	
		pīṭṭara śivappa		M	Small Farmer		Yes	
		pīṭṭera ujjappa		M	Small Farmer		Yes	
		śaṅkrappa tande bharamappa iṅgaḷagondi.		M	Marginal Farmer		Yes	
		śiḍlaṅṅanavara sahadēvappa		M	Marginal Farmer		Yes	

Village Name :	FPO Name	Name of Member	Father/Husband Name	Gender	Landholding Category (Landless Farmer/ Large Farmer/Marginal Farmer/ Small Farmer)	Caste Category (SC/ST/Others/Minorities/OBC/BC-1/BC-2/Gen/EBC)	BPL (YES/NO)	Remarks
		śiḍlaṅṅanavara.Mahadēva ppa.		M	Marginal Farmer		Yes	
		Subhāsacandra taḷavāra urpha ṅlākāra.		M	Marginal Farmer		Yes	
		vālikāra mahamada'ali		M	Marginal Farmer		Yes	
		bajaraḍḍi lakṣmappa		M	Large Farmer		No	
		cauḍappaḷavara lekkavva		M	Small Farmer		Yes	
		doḍmani hajat sāba		M	Small Farmer		Yes	
		Gaṅgōa puṭṭavva		M	Small Farmer		Yes	
		Gauḍra phakkiragauḍa		M	Small Farmer		Yes	
		jagadīśa rāmanagauḍa cauḍappaḷavara		M	Small Farmer		Yes	
		Kuñ cūra gadigeppa		M	Marginal Farmer		Yes	
		mahēśa bin candrappa		M	Marginal Farmer		Yes	
		guruśāntappa		M	Marginal Farmer		Yes	
		rēṅukā		M	Marginal Farmer		Yes	
		Pāṭila śivanagauḍa		M	Marginal Farmer		Yes	
		prakāśa. Tande nandeppa. Koppada. .		M	Large Farmer		No	
		saṅkappaḷavara maḷiśāntappa		M	Small Farmer		Yes	
		Śaṅkrappa baṅakāra.		M	Small Farmer		Yes	
		Śiḍenūra mahadēvappa		M	Small Farmer		Yes	
		dabāḷappanavara maṅ junātha		M	Small Farmer		Yes	
		gauḍara prakāśa bin raṅganagauḍa		M	Small Farmer		Yes	
		koppada maṅ jappa		M	Marginal Farmer		Yes	
		koppada urpha sādara aśōka		M	Marginal Farmer		Yes	
		Maḷūra veṅkappa		M	Marginal Farmer		Yes	
		nāgarāja tande raṅgappa raḍḍi.		M	Marginal Farmer		Yes	

Village Name :	FPO Name	Name of Member	Father/Husband Name	Gender	Landholding Category (Landless Farmer/ Large Farmer/Marginal Farmer/ Small Farmer)	Caste Category (SC/ST/Others/Minorities/OBC/BC-1/BC-2/Gen/EBC)	BPL (YES/NO)	Remarks
		pāṭīla indravva kōm liṅganagaṭṭa		M	Marginal Farmer		Yes	
		phakkirappanavara mañ jappa		M	Large Farmer		No	
		phakkirappanavara chāyādēvi		M	Small Farmer		Yes	
		Pūjāra kanakappa		M	Small Farmer		Yes	
		raṅgappa kaganāṭṭa .		M	Small Farmer		Yes	
		Rudrappa. Irappa.Sādara. .		M	Small Farmer		Yes	
		sālagēri raṅganāṭṭa		M	Small Farmer		Yes	

# CHAPTER-4

#### 4. Net Planning and Project activities

Rsinlakhs

It is for all reaches (upper, middle and lower) and also for Private, Common and drainage line areas

[Chapter-IV] 4.1 , 4.1A Baseline Data - Village wise Survey Numbers & Farmer wise Survey Numbers

MICROCODE	Name of Farmer	Farmer Code	Survey No	Area (Ha)	
Ukkanda	Sumangala Patil	1	30	1	0.2900
4D4C2G1a	Karigoudar Gauramma	2	30	2	0.2100
	Karigoudar Naganagouda	3	30	3	0.2100
	Basappa Olekar	4	31	*	0.7800
	Sumangala Patil	5	32	1	1.5100
	Karigoudar Gaouramma	6	32	2	1.2000
	Karigoudar Nagarajagouda	7	32	3	1.1800
	Karigoudar Manjavva	8	33	1	0.4000
	Belakeri Shanthavva	9	33	2	0.6000
	Basappa Olekara	10	34	1	1.0200
	Sunila Olekara	11	34	2	0.1000
	Belakeri Basanagoda	12	36	1	1.8500
	Belakeri Mailarappa Bin Basavanneppa	13	36	10	0.6000
	Belakeri Chandrappa Bin Basavanneppa	14	36	2	0.8500
	Belakeri Basanagouda	15	36	3	0.4000
	Belakeri Nandhishwaragouda	16	36	4	0.8000
	Belakeri Malatheshgouda	17	36	5	0.8000
	Belakeri Sharadha	18	36	6	0.4000
	Belakeri Thakanagouda	19	36	7	0.4000
	Belakeri Shanthavva	20	36	8	0.1000
	Belakeri Sujathappa Bin Basavanneppa	21	36	9	0.1000
	Belakeri Bhimanagouda	22	37	1	0.0000
	Belakeri Bhimanagouda	23	37	2	0.1000
	Belakeri Chinnavva Urph Shankravva	24	37	3	0.1000
	Belakeri Basanagouda	25	37	4	0.1000

	AkkammaBasanagoudaBelakeriUrphAkkammaMaheshappaBelakeri	26	37	5	0.1000
	BelakeriNaganagouda	27	37	6	0.1000
	YaligaraNingappa	28	38	1	1.2000

MICROCODE	NameofFarmer	Farmer Code	SurveyNo	Area (Ha)
	YaligaraGaneshappa	29	38 2	1.9200
	YaligaraGangappa	30	38 3	0.1000
	YaligaraGangappa	31	39 1+2	0.1000
	YaligaraChannappa	32	39 3	0.1000
	YaligaraShankrappa	33	39 4	1.2000
	YaligaraMailarappa	34	39 5	1.2000
	BisalahalliMallappa	35	40 1e	0.1000
	BidalahalliBasavarajaBinShekhappa	36	40 1w	1
	BisalahalliBasavaraja	37	40 2	0
	Bisalahallilrappa	38	41 1	0.0000
	RudreshaTandeMallappabisalalli	39	41 2	0.7900
	BasavanthappaTandeMallappaBisalalli	40	41 3	0.7800
	KallimaniPirSab	41	42 1+5+6	1.4600
	HadhimaniShivappaBasantappa	42	42 1+5+6B	1.0300
	ShivappaTandeBasavanneppaHadhimani	43	42 1+5+6f	0.1000
	HadhimaniShanthavva	44	42 2e	0.1000
	HadhimaniShivappaBasavanthappa	45	42 2w	0.1000
	BisalalliBasavaraja	46	42 3	1.4300
	BelakeriKamalavva	47	42 4	1.4800
	ParvathavvaKomNingappaHadhimani	48	42 7	0.5400
	AngadiBasavannevva	49	44 1+2	0.8400
	AngadiKalavirappa	50	44 1+2	0.2500
	AngadiHemappa	51	44 1+2	1.0900
	AngadiKalavirappa	52	44 1+2	0.1000
	KaremaniBasavarajaBinNagappa	53	44 1+2	0.1000
	HuggiGangavvaShivappa	54	44 3	0.1000
	HulmaniSushilavva	55	44 4	1.7800
	RachannanavarMallehappaUrphMallappa	56	45 1e	1.0900
	RachannanavarChandrashekarappa	57	45 3e	1.1000
	RachannanavarShivarudrappa	58	45 3w	0.1000
	RachannanavarNagappa	59	45 1w	0.1000
	RachannanavarKalavirappa	60	45 2	0.1000



MICROCODE	NameofFarmer	Farmer Code	SurveyNo	Area (Ha)
	SiddammanavarHanumappa	61	46 13ω	0.8200
	SiddammanavarHanumanthappa	62	46 3Ϸ	0.6600
	SiddammanavarBharamappa	63	46 3Ϸ	0.6600
	SiddammanavarKariyappa	64	46 3ω	0.7200
	SiddammanavarHonnavaKomShivappa	65	46 1	0.1000
	SiddammanavarBharamavva	66	46 11	0.1000
	SiddammanavarBasappaBinHanumappa	67	46 12	0.1000
	SiddammanavarBasavanthappa	68	46 13Ϸ	0.1000
	LakshmappaSiddammanavar	69	46 14	0.1000
	MalagimaniUrphTalavaraGouravva	70	46 2	0.1000
	BisthannanavarRathnavvaKomDyamappa	71	46 4	0.7400
	GovindappaKariyappaSiddammanavar	72	46 5	0.5000
	SiddammanavarBasappaBinHanumappa	73	46 6	0.1600
	MalagimaniUrphThalavarGouravva	74	46 7	0.1600
	SiddammanavarManjappa	75	46 8	0.1000
	SiddammanavarGutthevvaKomHanumappa	76	46 9+10	0.0000
	KadaramandalagiPuttappa	77	47 1	1
	BennuraBasavanthappa	78	47 2	0
	KadaramandalagiYallavvaChandrashekarappa	79	48 1	0.0000
	KadaramandalagiPuttappa	80	48 2A+2B	0.9800
	BennuraUrphManegaraSannabasappa	81	48 2C	1.0400
	ChinnagoudiSomavvaKomBasavarajappa	82	49 4+7	0.5700
	OlekaraMaheshappa	83	49 4+7	0.5800
	KanavalliBasavarajaBinBirabhadrapa	84	49 1	0.1000
	KanavalliBasavaraja	85	49 2	0.1000
	HulamaniBasavannevvaKomKotrappa	86	49 3+6Ϸ	0.1000
	BelakeriNaganagouda	87	49 4+7	0.4000
	ChinnagudiThirakappa	88	49 5	0.6200
	ChinnagudiThirakappa	89	49 6B	0.1000
	OlekarBharamappa	90	50 1	0.1000
	OlekarPrakashappa	91	50 2	0.1000
	OlekarMaheshappa	92	50 3	1.0000

MICROCODE	NameofFarmer	Farmer Code	SurveyNo		Area (Ha)
	OlekarSunil	93	50	4	0.1000
	OlekarBasappa	94	50	5	0.1000
	OlekarVishanu	95	50	6	0.1000
	MadaraUrphBashapuraMariyappa	96	51	9	0.3600
	ChannabasannaraBaramappa	97	51	10+11A	0.3600
	ChanabasannanavaraBasappa	98	51	11B+12	0.3000
	BhithannanavaraThirkappa	99	51	12B+13	0.1000
	MadaraBharmaligappa	100	51	2	0.1000
	MaadaraChannabasappabinsurugavva	101	51	3	0.1000
	Kademanipakkirappa				0.1000
	MadaraMailappa	103	51	6+14	0.1800
	MadarBharamappa	104	51	7	0.1300
	SarpannavaraRajesab	105	52	1+2	0.1000
	SarpannavarRajesab	106	52	3	0.0000
	NavabsabsakresabSarpannavar	107	52	4	0.0000
	MundaragiParashuram	108	53	1	0.1000
	MundaragiParashuram	109	53	2	0.4000
	GuddannavaraPhakkirappa	110	53	3+4+5	0.5000
	SuraghaliSankravva	111	53	3+4+5	0.4900
	DesaiGadigevva	112	53	1	0.7500
	SharappanavarRajeSab	113	53	1	0.8000
	RachannanavarBasavaraj	114	53	1	0.4000
	DesayiGadhigevva	115	53	2	0.7500
	SharapannanavarRajeSab	116	53	2	0.8000
	RachannanavarBasavaraj	117	53	2	0.4000
	BennuraUrphManegaraLakshmana	118	53	3+4+5	1.2500
	DesayiGuddappa	119	53	3+4+5	1.0000
	RachannanavarNagappa	120	53	6	0.8100
	RachannanavarGulappaUrphGoneppa	121	53	6	0.8100
	MuthalikaSumanaKomPrahaldha	122	54	1+2	1.6300
	BennuraBasavanthappa	123	54	1+2	0.6000
	MadivalaraKoteppa	124	54	1+2	0.6000

MICROCODE	NameofFarmer	Farmer Code	SurveyNo		Area (Ha)
	MadivalaraNilagiriappa	125	54	1+2	0.6000
	MadivalaraNilagiriappa	126	54	3೉	1.0600
	KalasangoudarSushilavva	127	54	3೯	1.6900
	MadivalaraKoteppa	128	54	3೦	1.1300
	DesayiGadhigeppa	129	54	1+2	0.6000
	Bennurbasavanthappa	130	54	1+2	0.6000
	RachannanavaraParameshappa	131	54	1+2	0.6000
	HadhimaniHanumanthappa	132	55	2೉	0.2600
	HadhimaniParvathavva	133	55	2೉	0.1800
	HadhimaniShanthavva	134	55	3೉+3೦	0.3000
	HulmaniParkasha	135	55	1	1.4400
	HadhimaniHanumanthappa	136	55	2೉	0.2600
	HadhimaniShivappaBasavanthappa	137	55	2೉	0.1900
	HadhimaniSivappaBasavanthappa	138	55	2೦	0.2500
	KadaramandalagiYallavvaChandrashekarappa	139	55	4	0.6800
	KadaramandalagiPuttappa	140	55	5	1.1600
	KadaramandalagiPuttappaBinChanvirappa	141	55	6	0.1000
	KadaramandalagiYallavvaChandrashekarappa	142	55	7	0.1000
	HulmaniBasappa	143	56	*	0.1000
	HulmaniNarendra	144	57	1೉	0.4300
	RachannanavaraBasappa	145	57	1೯	0.4200
	RachannanavaraKalavirappa	146	57	1೦	0.4200
	RachannanavaraParvathemmaKomBasavanthappa	147	57	2	1.2400
	MadaraMatheppa	148	58	1	0.2300
	MadaraUrphbalammanavaraKenchappa	149	58	2	0.1600
	MadaraPakkirappa	150	58	3	0.1500
	HuddiGangavvaShivappa	151	59	1	1.4800
	HulmaniNarendra	152	59	1	1.0500
	TalavaraUrphOlekaraNingamma	153	59	2	1.1900
	HattiUliveppa	154	59	4	1.1900
	BarakeraUrphJadharaBasavanthappaTandeDoddabasappa	155	60	2	0.5900
	JadharaLakshmanaBinKenchappa	156	60	4	0.2400

MICROCODE	NameofFarmer	Farmer Code	SurveyNo		Area (Ha)
	JadaraHonnammaKomDilleppa	157	60	5	0.6400
	ChalavadhiUrphShantahavadiRathnavva	158	61	1	1.4900
	ChalavadhiAnandappa	159	61	2	1.4600
	ChalavadhiGangadharappa	160	61	3	0.3900
	ChalavadhiBasatha	161	61	4	0.3500
	ChalavadiShivappa	162	61	5	0.3500
	ChalavadiRameshappa	163	61	6	0.3500
	KurubaraPakkirappa	164	62	3	0.5600
	KurubaraShivappa	165	62	3	0.5600
	KurubaraSannasiddappa	166	62	1	1.4300
	HulmaniGudadhesappa	167	62	2	1.3000
	LankannanavarUmeshapBinHanumanthappa	168	63	1	0.5800
	LenkannanavarParasappaBinBasappa	169	63	2	0.5800
	LenkannanavrGouravvaKomHanumanthappa	170	63	3	0.5900
	GoneppanavaraPramilaKomAnjaneyappa	171	63	4	0.5800
	LenkannanavarChandrappaBinDattakaTandeKarbasappa	172	63	5	1.1500
	BevinahalliKenchappa	173	64	1	1.1000
	BevinahalliRaghavendra	174	64	2	0.9600
	BevinahalliHalappa	175	64	3	1.0200
	BalannanavarBasavanneppaBinBhimappa	176	65	1	1.1700
	LenkannanavarPraveenBinHanumanthappa	177	65	10	0.1300
	LenkannanavarPraveenBinHanumanthappa	178	65	12	1.2100
	KabbaraHanumappa	179	65	13	0.5200
	BalappaBinKariyappa	180	65	2	0.5100
	LenkannanavarRamappa	181	65	3	0.2600
	HadhimaniHucchappa	182	65	4+5	0.5500
	HadhimaniBasavaraja	183	65	5+6	0.5500
	KabbaraBharamappa	184	65	7	0.5000
	LenkannanavarShanthavva	185	65	8+9	1.2100
	KabbaraBasavanthappa	186	66	1	0.4100
	BalannanavarBasavanneppaBinBhimappa	187	66	2	0.2000
	LenkannanavarRamappaBasappa	188	66	3	0.2100

MICROCODE	NameofFarmer	Farmer Code	SurveyNo		Area (Ha)
	LenkannanavarHucchappa	189	66	4	0.5700
	KadaramandalagiNagarathana	190	67	1	0.6600
	KadaramandalagiRathnavva	191	67	1	0.6700
	MangalaKomPakkirappaYaligara	192	67	1B	0.7500
	GuddannanavarPakkirappa	193	67	1B	0.7700
	KadaramandalagiGuddappa	194	67	1	0.7000
	SuragihalliHanumanthappaBinBasappa	195	67	2	0.5900
	BaligaraDharmappa	196	67	2	0.4000
	BaligaraGiriyappa	197	67	3	0.4000
	BaligaraVirupakshappa	198	67	4	0.3800
	SuragihalliHonnappa	199	67	5	1.1900
	SuragihalliBasavanthappaBinBasappa	200	67	6	0.6000
	BhimanayakaraKariyappa	201	68	1+2+3+	0.4900
	HadimaniShanthavvaKomShekhappa	202	68	1+2+3+	0.4900
	HediyalaDevakka	203	68	2	0.4000
	HulmaniSushilaKomLokappa	204	68	5	0.6100
	HulmaniBasavaraja	205	68	5	0.6000
	HediyalaKrishnappa	206	68	6	0.6800
	DonnajjeraHanumavvaKomKotrappa	207	68	6	0.3200
	BelakeriBidhadeppa	208	68	6	0.3200
	BelakeriBasappa	209	68	6	0.3200
	DonnajjeraHanumavvaKomKotrappa	210	68	6	0.3200
	BasanagoudaSiddanagouda	211	68	*	0.4500
	MattiamaniBasavanneppa	212	68	1+2+3+	0.9000
	HaveriUrphMedleriDoddagoudappa	213	68	5	0.7800
	GovindappaTandeKariyappaSiddammamavar	214	68	7	0.2800
	KarigeraSannagoudappa	215	68	8	0.7800
	KallimaniHonnurSab	216	69	1	1.2600
	KalliamaniJamalSab	217	69	2	1.2600
	KallimaniHasanSab	218	70	1	1.1200
	KallimaniRajeSab	219	70	2	0.8800
	KallimaniHusenSab	220	70	3	0.5200

MICROCODE	NameofFarmer	Farmer Code	SurveyNo		Area (Ha)
	KallimaniPrabhiUrphPrabhiKomRajaSab	221	70	4	0.5200
	KallimaniHasanSab	222	70	5	0.9900
	ramachandrappaAremallapura	223	71	1	0.5200
	SannalingammanavarMurigeppaBinBasavaraja	224	71	2	1.6300
	KotreshappaAremallapura	225	71	3	0.5200
	AaralikattiRamappa	226	72	2a	0.5900
	AralikattiPakkirappa	227	72	2a	0.8900
	AralikattiMariyappa	228	72	2a	0.8900
	RachannanavarChandrappa	229	72	1a	0.8200
	RachannanavarNagappa	230	72	1a	0.8200
	KotiahSashikalaKomBasavaraja	231	72	1b	0.1800
	BelakeriRathnavva	232	72	2b	0.8000
	OlekarDharamappa	233	72	3A	1.6000
	HadhimaniKariyappa	234	72	3B	1.1500
	HadhimaniBasavanthappaBinSannabasappa	235	72	3C	1.2000
	AralikattiManjulaKomNagaraja	236	72	4	0.4000
	Lakshamma	237	72	5	0.9800
	ShashikalaKotiahala	238	72	6	0.4000
	HadhimaniBasavaraja	239	72	7	0.4000
	BelakeriPakkirSab	240	73	1	1.4200
	BelakeriRajeSab	241	73	1b	1.4200
	KallimaniHathimSab	242	73	2	1.5400
	AngadiNilavvaKomNagappa	243	73	3	0.7400
	AngadiShivappaBinBasavanneppa	244	73	4	0.7600
	BelakeriRajeSab	245	74	1b	0.4500
	KallimaniPakkirSab	246	74	2b	1.1600
	KallimaniSharipSab	247	74	2b	1.2000
	YaligarNaeshaBinRudrappa	248	74	1A	2.4700
	KallimaniHathimSab	249	74	1B	1.1300
	KallimaniSharipSab	250	74	2A	2.3700
	KallimaniPakkiraSab	251	74	2b	1.1600
	BelakeriPakkirSab	252	74	3	0.5200

MICROCODE	NameofFarmer	Farmer Code	SurveyNo		Area (Ha)
	SirigeriYushupSab	253	75	2ಅ	0.4400
	SirigeriYushup	254	75	2ಕ	0.4300
	SirigeriYusupSab	255	75	4ಅ	0.3500
	SirigeriYusupSab	256	75	4ಇ	0.4600
	SirigeriChamanSab	257	75	4ಕ	0.3200
	SirigeriYusupSab	258	75	4ಛ	0.4700
	SirigeriRajeSab	259	75	4ಘ	0.5300
	SirigeriYusupSab	260	75	4ಙ	0.3300
	SirigeriSannaRajaSab	261	75	1	0.6000
	SirigeriBadeSab	262	75	2	0.8000
	SirigeriShoukathali	263	75	2	0.8100
	SirigeriJamalSab	264	75	2ಙ	0.2900
	SirigeriSharipSab	265	75	3	1.4000
	SirigeriMeharunaBiBinBabuSab	266	75	4	0.4300
	SirigeriDoddarajaSab	267	75	5	0.6100
	SirigeriRajiyaBiKomBabuSab	268	75	6	0.4300
	SirigeriJamalSab	269	75	75	1.5200
	KademaniManjappa	270	76	3ಅ	0.6300
	BasavarajaTandeShivamurtheppaKademani	271	76	3ಙ	0.7700
	KademaniManjappa	272	76	6ಙ	0.6200
	KademaniNagappa	273	76	1	1.0500
	KademaniBasavaraja	274	76	2	1.3600
	KademaniBasavarajaBinShivappa	275	76	4	0.4300
	KademaniMaheshappaBinChandrashekarappa	276	76	5	1.2200
	BasavarajaTandeShivamurtheppaKademani	277	76	6A	0.4000
	KademaniChandrashekarBinShivappa	278	76	7	0.4000
	KademaniManjappaBinHanumanthappa	279	76	8	0.4200
	KademaniShashikala	280	76	9	0.4300
	RamappaTndeKariyappaBenakanakonda	281	77	2ಅ	0.6800
	BevinalliRamappa	282	77	1	0.9700
	ShanthavvKomHaumanthappaBenakanakonda	283	77	10	0.6800
	BhimappaTandeKariyappaBenakanakonda	284	77	11	0.6800

MICROCODE	NameofFarmer	Farmer Code	SurveyNo		Area (Ha)
	KakolShankarappa	285	77	2ω	0.5900
	BevinalliRamappaBinNingappa	286	77	3	0.7900
	KakolaGangammaKomNagappa	287	77	4	0.5900
	KakolaThirkavva	288	77	5	0.1900
	MahamadaliBadeSabAsundi	289	77	6	0.6000
	KakolaLakshmappa	290	77	7	0.5900
	Kakolayellavva	291	77	8	0.2000
	KakolaBasavanthappa	292	77	9	0.5900
	TeredalliJamalSab	293	78	1	0.7100
	TeredalliGousSab	294	78	2	0.7100
	TeredalliMunirSab	295	78	3	0.1000
	PatanHusenSab	296	78	4	0.1000
	HulmaniRudrappa	297	78	5	0.1000
	PatilManjanagouda	298	78	6	0.8000
	AmbliChinnappaBinRamappa	299	79	2Ϸ	0.5200
	AmbliLaksmappaBinHonnappa	300	79	2ϸ	0.3500
	AmbliLalithavvKomBidadeppa	301	79	2ω	0.0000
	KalasanagoudarKarbasappa	302	79	1	0.0000
	HediyalaThirkappaHonnappa	303	79	3	0.0000
	AmbliHanumavvaKomShivappa	304	79	4	0.4700
	AmbliMahadevappa	305	79	5	0.4200
	AmbliHanumavvaKomShivappa	306	79	6	0.3500
	AmbliMahadevappa	307	79	7	0.4000
	AmbliBasammaKomBharamappa	308	79	8	0.4000
	DyamangoudarGuddanagouda	309	80	1Ϸ	1.0100
	DyamanagodarSomanagouda	310	80	1Ϸ	1.0100
	BelakeriGuddanagouda	311	80	1ω	0.6900
	SomanagoudaBelakeri	312	80	2ϸ	1.3000
	BelakeriBasanagouda	313	80	3Ϸ	0.8000
	BelakeriKamalavvaKomThirakanagouda	314	80	3ϸ	0.4000
	BelakeirSharadaKomMallanagouda	315	80	3ω	0.4000
	DyamanagodarSomanagouda	316	80	1Ϸ	1.0100



MICROCODE	NameofFarmer	Farmer Code	SurveyNo		Area (Ha)
	GouravvaBelakeri	317	80	1ಕ	1.2700
	BelakeriRavanashiddappa	318	80	2A	1.7300
	RathanvvaUrphMukavvaTandeChannavasappBelakeri	319	80	2B	1.3200
	BelakeriKamalavvaKomThirakanagouda	320	80	4	0.6400
	BelakeriManjanagouda	321	80	7	0.6900
	GanadavaraJubedha	322	81	1ಕ	0.3600
	SirigeriNajirBi	323	81	1ಕ	0.3600
	SirigeriChamanSabBinMahabubSab	324	81	1ಕ	0.3500
	IbrahimSabDoddarajaSabSirigeri	325	81	1ಡ	0.6200
	ThipuSabSirigeri	326	81	1ಫ	0.4100
	SirigeriNajarSab	327	81	1ಫ	0.4200
	SirigeriChamanSabBinMahabubSab	328	81	1ಫ	0.4100
	KallimaniDadhampir	329	81	1ಬ	0.6700
	SirigeriSharipSab	330	81	1A	0.1000
	SirigeriRajaSab	331	81	1E	0.0000
	AbalurBasavva	332	81	2	0.0000
	MallanagoudarvanajakshiKomRamanagouda	333	82	1+2A	0.1000
	MallanagoudaPakkiragouda	334	82	2	0.6300
	MallanagoudaChikkanagouda	335	82	3	1.8000
	MallanagodarManjanagoudaBinRudaragouda	336	82	4	1.7100
	MallanagodarHalanagoudaBinSannagouda	337	82	5	0.6300
	MallanagodarNialanagodaBinSannagouda	338	82	6	0.6300
	BevinalliLokappa	339	83	1ಞ	0.6100
	BevinalliKenchappa	340	83	1ಕ	0.4200
	BevinalliRaghavaendara	341	83	1ಬ	0.5100
	BevinalliPakkiravva	342	83	2	0.7500
	BevinalliRaghavendara	343	83	3	0.7200
	bevinalliKenchappa	344	83	4	2.2400
	BevinalliVasantha	345	83	5	0.7500
	BevinalliBasavaraja	346	83	6	0.6200
	HulmaniKoteppaBinbasavalingappa	347	84	2ಞ	0.5000
	BhimanayakarDyamavva	348	84	2ಬ	0.5000

MICROCODE	NameofFarmer	Farmer Code	SurveyNo		Area (Ha)
	HulmaniBasavaraja	349	84	4+5+6	0.8000
	HulmaniSushilaKomLokappa	350	84	4+5+6	0.8500
	HediyalaYallavvaKomSannahonnappa	351	84	4+5+6	0.3600
	BasanagoudaBelakeri	352	84	1	1.2800
	HulmaniKotteppaBinBasavalingappa	353	84	3	1.2500
	HediyalaHanumanthappaBkinKariyappa	354	84	7	0.3600
	HediyalaDoddahonnappaBinKariyappa	355	84	8	0.3500
	BhimanayakarGovindappa	356	85	1	0.6500
	BhimanayakarDyamavva	357	85	1	0.5700
	BasanagoudaBelakeri	358	85	2	0.5000
	SomanagoudaBelakeri	359	85	2	0.4900
	ThalavaraUrphMalagimaniMariyappaTandeBhimappa	360	85	3	0.8500
	BhimanayakarPakkirappaBinGulappa	361	85	3	1.3300
	TalavaraUrphMalagimaniMariyappaTandeBhimappa	362	85	4	0.7100
	SiddammanavarBasappaBinHanumappa	363	85	5	0.1200
	SannalingammanavarMurigeppaBinBasavaraja	364	85	6	0.1200
	SiddammanavarBasappaBinHanumappa	365	85	7	0.5900
	SannalingammanavarNilagiriappaBinBasavaraja	366	85	8	0.5900
	SiddammanavarBasappaBinMailappa	367	85	9	0.5500
	SiddammanavarMariyappa	368	85	9	0.8600
	BalannanavarShanthavva	369	86	10	1.1500
	MattimaniHanumappa	370	86	10	0.6000
	MattimaniBasavaraja	371	86	11	0.5800
	SiddammanavarManjappa	372	86	2	0.5600
	SiddammanavarHonnava	373	86	3	0.9100
	SiddammanavarHonnava	374	86	3	0.9100
	BanakaraRadhaKomHanumappa	375	86	4	0.3600
	SiddammanavarBasappaBinHanumappa	376	86	5	0.3000
	HadiyalaYallavva	377	86	7	0.4000
	HalluraGouravva	378	86	7	1.7400
	MattimaniSubhashappa	379	86	8	0.5800
	BuddammanavarKhadarSabBinHonnurSab	380	86	9	1.9700

MICROCODE	NameofFarmer	Farmer Code	SurveyNo		Area (Ha)
	KalasanagoudaChandrappa	381	87	1೉	0.4100
	HullamaniRevanappa	382	87	1೉	1.5900
	GauravvaBelakeri	383	87	2ೃ	1.6000
	KalasanagoudarShivappa	384	87	1೉	0.4000
	KalasangoudarShivappa	385	87	1೉	0.5300
	KalasangoudargaurammaKomGuddappa	386	87	1೉	0.4200
	KotihalaThammannaBasavanneppa	387	87	1ೃ	1.6400
	BuddammanavarRajiyaKomJamalSabUrphJangliSab	388	88	1	0.4500
	BuddammanavarKhadarSab	389	88	2	0.4000
	TotadaGanganagouda	390	88	3	1.0800
	TotadaBasanagouda	391	88	4	1.0800
	TotadaGuddanagouda	392	88	5	1.0900
	BudammanavarShekaSabUrphShoukathAlli	393	88	6	0.4000
	SirimannanavaraBasappa	394	89	1	1.3800
	SirimannanavaraYallappa	395	89	2	0.4800
	SirimannanavaraUjjappaBinShanthappa	396	89	3	0.9100
	SannalingammanavaraMurigeppaBinBasavaraja	397	90	1	0.1000
	SannalingammanavarMurigeppaBinBasavaraja	398	90	2	0.1000
	SarpannanavarRajeSab	399	91	*	0.1000
	SarpannanavarPakkira	400	91	*	1.2400

#### 4.Net Planning and Project activities

Rs in lakhs

[Chapter-IV]4.3 Baseline Data-Details of Existing Soil Moisture Conservation and Water Harvesting Activities

Village Name	Survey No.	Activity Type:	Activity Name:	Unit	Per Unit Runoff Stored (TCM)	Existing No. of structures	Latitude (Degree-Min-Sec)	Longitude (Degree-Min-Sec)	Is it Used 9 Years/No	Program Name	Year of Construction (YYYY-YY)
Ukkundha	58	Water Harvesting Activities	Check Dam	1	2.3	1	14.591	75.524	Yes	TP	2009-10
	17		Tank	1	21.384	1	14.599	75.528	Yes	Old	Old
	63		Open Well	1	0.24	1	14.593	75.522	Yes	Old	1945-46
	54		Open Well	1	0.24	1	14.597	75.526	Yes	Old	1945-47
	103		Open Well	1	0.24	1	14.599	75.521	Yes	Old	1945-48
	84		Farm Pond	1	0.75	1	14.591	75.514	Yes	NREGA	2016-17
	16		Farm Pond	1	0.75	1	14.601	75.513	Yes	NREGA	2016-17
	5		Farm Pond	1	0.75	1	14.606	75.529	Yes	NREGA	2016-17
				8	26.654	8					

4.NetPlanningandProjectactivities

Rsinlakhs

[Chapter-IV]4.4DetailsofProposedSoilMoistureConservationandWaterHarvestingActivities

Ukkanda4D4C2G1a

VillageName	Farmer Code	FarmerName	Aadhar Card No	Survey Number	RateType(Manually /Machinery)	ActivityType(SoilMoistureConservationActivity/WaterHarvestingActivity)	ActivityName	Unit	UnitCost(InLakhs.)	Proposed Quantity	Latitude(Deg-Min-Sec)	Longitude(Deg-Min-Sec)	TotalCost(InLacs)	Site Photo
Ukkanda	1	SumangalaPatil		30	1	Machinery	SoilMoistureConservation	TCB	Ha	0.05741	0.2900	14.604	75.524	0.017
4D4C2G1a								WasteWair	No	0.0500	0			0.000
								Forestry	Ha	0.1525	0.1000			0.015
								Horticulture	Ha	0.22634	0.1000			0.023
	2	KarigoudarGauramma		30	2	Machinery	SoilMoistureConservation	TCB	Ha	0.05741	0.2100	14.604	75.524	0.012
								WasteWair	No	0.0500	0			0.000
								Forestry	Ha	0.1525	0.1000			0.015
								Horticulture	Ha	0.22634	0.1000			0.023
	3	KarigoudarNaganagouda		30	3	Machinery	SoilMoistureConservation	TCB	Ha	0.05741	0.2100	14.604	75.524	0.012
								WasteWair	No	0.0500	0			0.000
								Forestry	Ha	0.1525	0.1000			0.015
								Horticulture	Ha	0.22634	0.1000			0.023
	4	BasappaOlekar		31	*	Machinery	SoilMoistureConservation	TCB	Ha	0.05741	0.7800	14.604	75.524	0.045
								WasteWair	No	0.0500	0			0.000
								Forestry	Ha	0.1525	0.1000			0.015
								Horticulture	Ha	0.22634	0.1000			0.023
	5	SumangalaPatil		32	1	Machinery	SoilMoistureConservation	TCB	Ha	0.05741	1.5100	14.604	75.524	0.087
								WasteWair	No	0.0500	2			0.100
								Forestry	Ha	0.1525	0.6000			0.092
								Horticulture	Ha	0.22634	0.1000			0.023
	6	KarigoudarGaouramma		32	2	Machinery	SoilMoistureConservation	TCB	Ha	0.05741	1.2000	14.604	75.524	0.069
								WasteWair	No	0.0500	2			0.100
								Forestry	Ha	0.1525	0.3000			0.046
								Horticulture	Ha	0.22634	0.1000			0.023
	7	KarigoudarNagarajagouda		32	3	Machinery	SoilMoistureConservation	TCB	Ha	0.05741	1.1800	14.604	75.524	0.068
								WasteWair	No	0.0500	2			0.100
								Forestry	Ha	0.1525	0.3000			0.046
								Horticulture	Ha	0.22634	0.1000			0.023
	8	KarigoudarManjavva		33	1	Machinery	SoilMoistureConservation	TCB	Ha	0.05741	0.4000	14.604	75.524	0.023
								WasteWair	No	0.0500	1			0.050
								Forestry	Ha	0.1525	0.3000			0.046
								Horticulture	Ha	0.22634	0.1000			0.023
	9	BelakeriShanthavva		33	2	Machinery	SoilMoistureConservation	TCB	Ha	0.05741	0.6000	14.604	75.524	0.034
								WasteWair	No	0.0500	1			0.050
								Forestry	Ha	0.1525	0.3000			0.046
								Horticulture	Ha	0.22634	0.1000			0.023
	10	BasappaOlekara		34	1	Machinery	SoilMoistureConservation	TCB	Ha	0.05741	1.0200	14.604	75.524	0.059
								WasteWair	No	0.0500	2			0.100
							WaterHarvestingStructure	CD	No	10	1			10.000
								Forestry	Ha	0.1525	0.0000			0.000

VillageName	Farmer Code	FarmerName	Aadhar Card No	Survey Number	RateType(Manually /Machinery)	ActivityType(SoilMoistureConservationActivity/WaterHarvestingActivity)	ActivityName	Unit	UnitCost(InLakhs.)	Proposed Quantity	Latitude(Deg-Min-Sec)	Longitude(Deg-Min-Sec)	TotalCost(InLacs)	Site Photo
	11	SunilaOlekara		34	2		Horticulture	Ha	0.22634	0.1000			0.023	
						Machinery	SoilMoistureConservation	TCB	Ha	0.05741	0.0000	14.604	75.524	0.000
							WasteWair	No	0.0500	2				0.100
							WaterHarvestingStructure	CD	No	10	1			10.000
	12	BelakeriBasanagoda		36	1	Machinery	SoilMoistureConservation	TCB	Ha	0.05741	1.8500	14.604	75.524	0.106
							WasteWair	No	0.0500	3				0.150
							Forestry	Ha	0.1525	0.3000				0.046
							Horticulture	Ha	0.22634	0.1000				0.023
	13	BelakeriMailarappaBinBasavanneppa		36	10	Machinery	SoilMoistureConservation	TCB	Ha	0.05741	0.6000	14.604	75.524	0.034
							WasteWair	No	0.0500	1				0.050
							Forestry	Ha	0.1525	0.3000				0.046
							Horticulture	Ha	0.22634	0.1000				0.023
	14	BelakeriChandrappaBinBasavanneppa		36	2	Machinery	SoilMoistureConservation	TCB	Ha	0.05741	0.8500	14.604	75.524	0.049
							WasteWair	No	0.0500	2				0.100
							Forestry	Ha	0.1525	0.3000				0.046
							Horticulture	Ha	0.22634	0.1000				0.023
	15	BelakeriBasanagouda		36	3	Machinery	SoilMoistureConservation	TCB	Ha	0.05741	0.4000	14.604	75.524	0.023
							WasteWair	No	0.0500	1				0.050
							Forestry	Ha	0.1525	0.3000				0.046
							Horticulture	Ha	0.22634	0.1000				0.023
	16	BelakeriNandishwaragouda		36	4	Machinery	SoilMoistureConservation	TCB	Ha	0.05741	0.8000	14.604	75.524	0.046
							WasteWair	No	0.0500	2				0.100
							Forestry	Ha	0.1525	0.3000				0.046
							Horticulture	Ha	0.22634	0.1000				0.023
	17	BelakeriMalatheshgouda		36	5	Machinery	SoilMoistureConservation	TCB	Ha	0.05741	0.8000	14.604	75.524	0.046
							WasteWair	No	0.0500	1				0.050
							Forestry	Ha	0.1525	0.3000				0.046
							Horticulture	Ha	0.22634	0.1000				0.023

VillageName	Farmer Code	FarmerName	Aadhar Card No	Survey Number	RateType(Manually /Machinery)	ActivityType(SoilMoistureConservationActivity/WaterHarvestingActivity)	ActivityName	Unit	UnitCost(InLakhs.)	Proposed Quantity	Latitude(Deg-Min-Sec)	Longitude(Deg-Min-Sec)	TotalCost(InLacs)	Site Photo
	18	BelakeriSharadha		36	6	Machinery	SoilMoistureConservation	TCB	Ha	0.05741	0.4000	14.604	75.524	0.023
							WasteWair	No	0.0500	1				0.050
							Forestry	Ha	0.1525	0.3000				0.046
							Horticulture	Ha	0.22634	0.1000				0.023
	19	BelakeriThakanagouda		36	7	Machinery	SoilMoistureConservation	TCB	Ha	0.05741	0.4000	14.604	75.524	0.023
							WasteWair	No	0.0500	1				0.050
							LRRS	No	2.5	1				2.500
							Forestry	Ha	0.1525	0.0000				0.000
	20	BelakeriShanthavva		36	8		Horticulture	Ha	0.22634	0.1000				0.023
						Machinery	SoilMoistureConservation	TCB	Ha	0.05741	0.0000	14.604	75.524	0.000
							WasteWair	No	0.0500	1				0.050
							Forestry	Ha	0.1525	0.0000				0.000
	21	BelakeriSujathappaBinBasavanneppa		36	9		Horticulture	Ha	0.22634	0.1000				0.023
						Machinery	SoilMoistureConservation	TCB	Ha	0.05741	0.0000	14.604	75.524	0.000
							WasteWair	No	0.0500	2				0.100
							LRRS	No	2.5	1				2.500
	22	BelakeriBhimanagouda		37	1		Forestry	Ha	0.1525	0.0000				0.000
							Horticulture	Ha	0.22634	0.1000				0.023
						Machinery	SoilMoistureConservation	TCB	Ha	0.05741	0.0000	14.604	75.524	0.000
							WasteWair	No	0.0500	3				0.150
							Forestry	Ha	0.1525	0.0000				0.000
	23	BelakeriBhimanagouda		37	2		Horticulture	Ha	0.22634	0.1000				0.023
						Machinery	SoilMoistureConservation	TCB	Ha	0.05741	0.0000	14.604	75.524	0.000
							WasteWair	No	0.0500	3				0.150
							Forestry	Ha	0.1525	0.0000				0.000
	24	BelakrichinnavvaUrphShankravva		37	3		Horticulture	Ha	0.22634	0.1000				0.023
						Machinery	SoilMoistureConservation	TCB	Ha	0.05741	0.0000	14.604	75.524	0.000
							WasteWair	No	0.0500	1				0.050
							LRRS	No	2.5	1				2.500
							Forestry	Ha	0.1525	0.0000				0.000
	25	BelakeriBasanagouda		37	4		Horticulture	Ha	0.22634	0.1000				0.023
						Machinery	SoilMoistureConservation	TCB	Ha	0.05741	0.0000	14.604	75.524	0.000
							WasteWair	No	0.0500	3				0.150
							Forestry	Ha	0.1525	0.0000				0.000
	26	AkkammaBasanagoudaBelakeriUrphAkkammaMaheshappa		37	5		Horticulture	Ha	0.22634	0.1000				0.023
						Machinery	SoilMoistureConservation	TCB	Ha	0.05741	0.0000	14.604	75.524	0.000
							WasteWair	No	0.0500	0				0.000
							Forestry	Ha	0.1525	0.0000				0.000
	27	BelakeriNaganagouda		37	6		Horticulture	Ha	0.22634	0.1000				0.023
						Machinery	SoilMoistureConservation	TCB	Ha	0.05741	0.0000	14.604	75.524	0.000
							WasteWair	No	0.0500	1				0.050
							Forestry	Ha	0.1525	0.3000				0.046
							Horticulture	Ha	0.22634	0.1000				0.023
	28	YaligaraNingappa		38	1	Machinery	SoilMoistureConservation	TCB	Ha	0.05741	1.2000	14.604	75.524	0.069
							WasteWair	No	0.0500	2				0.100
							Forestry	Ha	0.1525	0.3000				0.046
							Horticulture	Ha	0.22634	0.1000				0.023
	29	YaligaraGaneshappa		38	2	Machinery	SoilMoistureConservation	TCB	Ha	0.05741	1.9200	14.604	75.524	0.110
							WasteWair	No	0.0500	2				0.100
							LRRS	No	2.5	1				2.500

VillageName	Farmer Code	FarmerName	Aadhar Card No	Survey Number	RateType(Manually /Machinery)	ActivityType(SoilMoistureConservationActivity/Water HarvestingActivity)	ActivityName	Unit	UnitCost(InLakhs.)	Proposed Quantity	Latitude(Deg-Min-Sec)	Longitude(Deg-Min-Sec)	TotalCost(InLacs)	Site Photo
	30	YaligaraGangappa		38	3		Forestry	Ha	0.1525	0.0000			0.000	
							Horticulture	Ha	0.22634	0.1000			0.023	
						Machinery	SoilMoistureConservation	TCB	Ha	0.05741	0.0000	14.604	75.524	0.000
							WasteWair	No	0.0500	1			0.050	
							Forestry	Ha	0.1525	0.0000			0.000	
	31	YaligaraGangappa		39	1+2		Horticulture	Ha	0.22634	0.1000			0.023	
						Machinery	SoilMoistureConservation	TCB	Ha	0.05741	0.0000	14.604	75.524	0.000
							WasteWair	No	0.0500	2			0.100	
							Forestry	Ha	0.1525	0.0000			0.000	
	32	YaligaraChannappa		39	3		Horticulture	Ha	0.22634	0.1000			0.023	
						Machinery	SoilMoistureConservation	TCB	Ha	0.05741	0.0000	14.604	75.524	0.000
							WasteWair	No	0.0500	1			0.050	
							Forestry	Ha	0.1525	0.3000			0.046	
							Horticulture	Ha	0.22634	0.1000			0.023	
	33	YaligaraShankrappa		39	4	Machinery	SoilMoistureConservation	TCB	Ha	0.05741	1.2000	14.604	75.524	0.069
							WasteWair	No	0.0500	2			0.100	
							Forestry	Ha	0.1525	0.3000			0.046	
							Horticulture	Ha	0.22634	0.1000			0.023	
	34	YaligaraMailarappa		39	5	Machinery	SoilMoistureConservation	TCB	Ha	0.05741	1.2000	14.604	75.524	0.069
							WasteWair	No	0.0500	2			0.100	
							LRRS	No	2.5	1			2.500	
							Forestry	Ha	0.1525	0.0000			0.000	
	35	BisalahalliMallappa		40	1e		Horticulture	Ha	0.22634	0.1000			0.023	
						Machinery	SoilMoistureConservation	TCB	Ha	0.05741	0.0000	14.604	75.524	0.000
							WasteWair	No	0.0500	3			0.150	
							WaterHarvestingStructure	FarmPond	No	1.04	1			1.040
	36	BidalahalliBasavarajaBinShekhappa		40	1c		LRRS	No	2.5	1			2.500	
							Forestry	Ha	0.1525	0.2000			0.031	
							Horticulture	Ha	0.22634	0.1000			0.023	
						Machinery	SoilMoistureConservation	TCB	Ha	0.05741	0.0000	14.604	75.524	0.000
	37	BisalahalliBasavaraja		40	2		WasteWair	No	0.0500	0			0.000	
							Forestry	Ha	0.1525	0.2000			0.031	
							Horticulture	Ha	0.22634	0.1000			0.023	
						Machinery	SoilMoistureConservation	TCB	Ha	0.05741	0.0000	14.604	75.524	0.000
							WasteWair	No	0.0500	0			0.000	
	38	Bisalahallirappa		41	1		Forestry	Ha	0.1525	0.0000			0.000	
							Horticulture	Ha	0.22634	0.1000			0.023	
						Machinery	SoilMoistureConservation	TCB	Ha	0.05741	0.0000	14.604	75.524	0.000
							WasteWair	No	0.0500	1			0.050	
							Forestry	Ha	0.1525	0.1000			0.015	
							Horticulture	Ha	0.22634	0.1000			0.023	
	39	RudreshaTandeMallappabisalalli		41	2	Machinery	SoilMoistureConservation	TCB	Ha	0.05741	0.7900	14.604	75.524	0.045
							WasteWair	No	0.0500	1			0.050	
							Forestry	Ha	0.1525	0.3000			0.046	
							Horticulture	Ha	0.22634	0.1000			0.023	
	40	BasavanthappaTandeMallappaBisalalli		41	3	Machinery	SoilMoistureConservation	TCB	Ha	0.05741	0.7800	14.604	75.524	0.045
							WasteWair	No	0.0500	1			0.050	
							Forestry	Ha	0.1525	0.3000			0.046	



VillageName	Farmer Code	FarmerName	Aadhar Card No	Survey Number	RateType(Manually /Machinery)	ActivityType(SoilMoistureConservationActivity/WaterHarvestingActivity)	ActivityName	Unit	UnitCost(InLakhs.)	Proposed Quantity	Latitude (Deg-Min-Sec)	Longitude (Deg-Min-Sec)	TotalCost(InLacs)	Site Photo
							Horticulture	Ha	0.22634	0.1000			0.023	
	41	KallimaniPirSab		42	1+5+6	Machinery	SoilMoistureConservation	TCB	Ha	0.05741	1.4600	14.604	75.524	0.084
							WasteWair	No	0.0500	2				0.100
							Forestry	Ha	0.1525	0.3000				0.046
							Horticulture	Ha	0.22634	0.1000				0.023
	42	HadhimaniShivappaBasanthappa		42	1+5+6B	Machinery	SoilMoistureConservation	TCB	Ha	0.05741	1.0300	14.604	75.524	0.059
							WasteWair	No	0.0500	2				0.100
							LRRS	No	2.5	1				2.500
							Forestry	Ha	0.1525	0.0000				0.000
	43	ShivappaTandeBasavanneppaHadhimani		42	1+5+6	Machinery	SoilMoistureConservation	TCB	Ha	0.05741	0.0000	14.604	75.524	0.000
							WasteWair	No	0.0500	3				0.150
							Forestry	Ha	0.1525	0.0000				0.000
	44	HadhimaniShanthavva		42	2	Machinery	SoilMoistureConservation	TCB	Ha	0.05741	0.0000	14.604	75.524	0.000
							WasteWair	No	0.0500	3				0.150
							Forestry	Ha	0.1525	0.0000				0.000
	45	HadhimaniShivappaBasavanthappa		42	2	Machinery	SoilMoistureConservation	TCB	Ha	0.05741	0.0000	14.604	75.524	0.000
							WasteWair	No	0.0500	1				0.050
							Forestry	Ha	0.1525	0.3000				0.046
							Horticulture	Ha	0.22634	0.1000				0.023
	46	BisalalliBasavaraja		42	3	Machinery	SoilMoistureConservation	TCB	Ha	0.05741	1.4300	14.604	75.524	0.082
							WasteWair	No	0.0500	1				0.050
							Forestry	Ha	0.1525	0.6500				0.099
							Horticulture	Ha	0.22634	0.1000				0.023
	47	BelakeriKamalavva		42	4	Machinery	SoilMoistureConservation	TCB	Ha	0.05741	1.4800	14.604	75.524	0.085
							WasteWair	No	0.0500	1				0.050
							Forestry	Ha	0.1525	0.7000				0.107
							Horticulture	Ha	0.22634	0.1000				0.023
	48	ParvathavvaKomNingappaHadhimani		42	7	Machinery	SoilMoistureConservation	TCB	Ha	0.05741	0.5400	14.604	75.524	0.031
							WasteWair	No	0.0500	1				0.050
							Forestry	Ha	0.1525	0.3000				0.046
							Horticulture	Ha	0.22634	0.1000				0.023
	49	AngadiBasavannevva		44	1+2	Machinery	SoilMoistureConservation	TCB	Ha	0.05741	0.8400	14.604	75.524	0.048
							WasteWair	No	0.0500	1				0.050
							Forestry	Ha	0.1525	0.0000				0.000
							Horticulture	Ha	0.22634	0.1000				0.023
	50	AngadiKalavirappa		44	1+2	Machinery	SoilMoistureConservation	TCB	Ha	0.05741	0.2500	14.604	75.524	0.014
							WasteWair	No	0.0500	0				0.000
							Forestry	Ha	0.1525	0.0000				0.000
							Horticulture	Ha	0.22634	0.1000				0.023
	51	AngadiHemappa		44	1+2	Machinery	SoilMoistureConservation	TCB	Ha	0.05741	1.0900	14.604	75.524	0.063
							WasteWair	No	0.0500	0				0.000
							WaterHarvestingStructure	No	1.04	1				1.040
							Forestry	Ha	0.1525	0.0000				0.000
	52	AngadiKalavirappa		44	1+2	Machinery	SoilMoistureConservation	TCB	Ha	0.05741	0.0000	14.604	75.524	0.000
							WasteWair	No	0.0500	0				0.000

VillageName	Farmer Code	FarmerName	Aadhar Card No	Survey Number	RateType(Manually /Machine ry)	ActivityType(SoilMoistureCo nservationActivity/Water HarvestingActivity)	ActivityName	Unit	UnitCost( l nLakhs.)	Proposed Quantity	Latitude( Deg-Min- Sec)	Longitude (Deg-Min- Sec)	TotalCost( InLacs)	Site Photo
							Forestry	Ha	0.1525	0.0000			0.000	
	53	KaremaniBasavarajaBinNagappa		44	1+2		Horticulture	Ha	0.22634	0.1000			0.023	
						Machinery	SoilMoistureConservation	TCB	Ha	0.05741	0.0000	14.604	75.524	0.000
							WasteWair	No	0.0500	0			0.000	
							Forestry	Ha	0.1525	0.0000			0.000	
	54	HuggiGangavvaShivappa		44	3		Horticulture	Ha	0.22634	0.1000			0.023	
						Machinery	SoilMoistureConservation	TCB	Ha	0.05741	0.0000	14.604	75.524	0.000
							WasteWair	No	0.0500	1			0.050	
							Forestry	Ha	0.1525	0.0000			0.000	
							Horticulture	Ha	0.22634	0.1000			0.023	
	55	HulmaniSushilavva		44	4		TCB	Ha	0.05741	1.7800	14.604	75.524	0.102	
							WasteWair	No	0.0500	0			0.000	
							Forestry	Ha	0.1525	0.0000			0.000	
							Horticulture	Ha	0.22634	0.1000			0.023	
	56	RachannanavarMalleshappaUrphMallappa		45	1e		TCB	Ha	0.05741	1.0900	14.604	75.524	0.063	
							WasteWair	No	0.0500	1			0.050	
							Forestry	Ha	0.1525	0.4000			0.061	
							Horticulture	Ha	0.22634	0.1000			0.023	
	57	RachannanavarChandrashekarappa		45	3e		TCB	Ha	0.05741	1.1000	14.604	75.524	0.063	
							WasteWair	No	0.0500	1			0.050	
							WaterHarvestingStructure	FarmPond	No	1.04	1		1.040	
							Forestry	Ha	0.1525	0.0000			0.000	
	58	RachannanavarShivarudrappa		45	3e		Horticulture	Ha	0.22634	0.1000			0.023	
						Machinery	SoilMoistureConservation	TCB	Ha	0.05741	0.0000	14.604	75.524	0.000
							WasteWair	No	0.0500	4			0.200	
							Forestry	Ha	0.1525	0.0000			0.000	
	59	RachannanavarNagappa		45	1e		Horticulture	Ha	0.22634	0.1000			0.023	
						Machinery	SoilMoistureConservation	TCB	Ha	0.05741	0.0000	14.604	75.524	0.000
							WasteWair	No	0.0500	4			0.200	
							Forestry	Ha	0.1525	0.0000			0.000	
	60	RachannanavarKalavirappa		45	2		Horticulture	Ha	0.22634	0.1000			0.023	
						Machinery	SoilMoistureConservation	TCB	Ha	0.05741	0.0000	14.604	75.524	0.000
							WasteWair	No	0.0500	1			0.050	
							Forestry	Ha	0.1525	0.1000			0.015	
							Horticulture	Ha	0.22634	0.1000			0.023	
	61	SiddammanavarHanumappa		46	13e		TCB	Ha	0.05741	0.8200	14.604	75.524	0.047	
							WasteWair	No	0.0500	1			0.050	
							Forestry	Ha	0.1525	0.8000			0.122	
							Horticulture	Ha	0.22634	0.1000			0.023	
	62	SiddammanavarHanumanthappa		46	3e		TCB	Ha	0.05741	0.6600	14.604	75.524	0.038	
							WasteWair	No	0.0500	1			0.050	
							Forestry	Ha	0.1525	0.3000			0.046	
							Horticulture	Ha	0.22634	0.1000			0.023	
	63	SiddammanavarBharamappa		46	3e		TCB	Ha	0.05741	0.6600	14.604	75.524	0.038	
							WasteWair	No	0.0500	1			0.050	
							Forestry	Ha	0.1525	0.3000			0.046	
							Horticulture	Ha	0.22634	0.1000			0.023	
	64	SiddammanavarKariyappa		46	3e		TCB	Ha	0.05741	0.7200	14.604	75.524	0.041	
							WasteWair	No	0.0500	1			0.050	

VillageName	Farmer Code	FarmerName	Aadhar Card No	Survey Number	RateType(Manually /Machine ry)	ActivityType(SoilMoistureCo nservervationActivity/Water HarvestingActivity)	ActivityName	Unit	UnitCost( l nLakhs.)	Proposed Quantity	Latitude( Deg-Min- Sec)	Longitude (Deg-Min- Sec)	TotalCost( InLacs)	Site Photo
							LRRS	No	2.5	1			2.500	
							Forestry	Ha	0.1525	0.0000			0.000	
	65	SiddammanavarHonnavaKomShivappa		46	1		Horticulture	Ha	0.22634	0.1000			0.023	
						Machinery	SoilMoistureConservation	TCB	Ha	0.05741	0.0000	14.604	75.524	0.000
							WasteWair	No	0.0500	3			0.150	
							Forestry	Ha	0.1525	0.0000			0.000	
	66	SiddammanavarBharamavva		46	11		Horticulture	Ha	0.22634	0.1000			0.023	
						Machinery	SoilMoistureConservation	TCB	Ha	0.05741	0.0000	14.604	75.524	0.000
							WasteWair	No	0.0500	3			0.150	
							Forestry	Ha	0.1525	0.0000			0.000	
	67	SiddammanavarBasappaBinHanumappa		46	12		Horticulture	Ha	0.22634	0.1000			0.023	
						Machinery	SoilMoistureConservation	TCB	Ha	0.05741	0.0000	14.604	75.524	0.000
							WasteWair	No	0.0500	1			0.050	
							LRRS	No	2.5	1			2.500	
							Forestry	Ha	0.1525	0.0000			0.000	
	68	SiddammanavarBasavanthappa		46	13		Horticulture	Ha	0.22634	0.1000			0.023	
						Machinery	SoilMoistureConservation	TCB	Ha	0.05741	0.0000	14.604	75.524	0.000
							WasteWair	No	0.0500	4			0.200	
							Forestry	Ha	0.1525	0.0000			0.000	
	69	LakshmappaSiddammanavar		46	14		Horticulture	Ha	0.22634	0.1000			0.023	
						Machinery	SoilMoistureConservation	TCB	Ha	0.05741	0.0000	14.604	75.524	0.000
							WasteWair	No	0.0500	1			0.050	
							Forestry	Ha	0.1525	0.0000			0.000	
	70	MalagimaniUrphTalavaraGouravva		46	2		Horticulture	Ha	0.22634	0.1000			0.023	
						Machinery	SoilMoistureConservation	TCB	Ha	0.05741	0.0000	14.604	75.524	0.000
							WasteWair	No	0.0500	1			0.050	
							Forestry	Ha	0.1525	0.3000			0.046	
							Horticulture	Ha	0.22634	0.1000			0.023	
	71	BisthannanavarRathnavvaKomDyamappa		46	4	Machinery	SoilMoistureConservation	TCB	Ha	0.05741	0.7400	14.604	75.524	0.042
							WasteWair	No	0.0500	1			0.050	
							Forestry	Ha	0.1525	0.3000			0.046	
							Horticulture	Ha	0.22634	0.1000			0.023	
	72	GovindappaKariyappaSiddammanavar		46	5	Machinery	SoilMoistureConservation	TCB	Ha	0.05741	0.5000	14.604	75.524	0.029
							WasteWair	No	0.0500	1			0.050	
							Forestry	Ha	0.1525	0.1000			0.015	
							Horticulture	Ha	0.22634	0.1000			0.023	
	73	SiddammanavarBasappaBinHanumappa		46	6	Machinery	SoilMoistureConservation	TCB	Ha	0.05741	0.1600	14.604	75.524	0.009
							WasteWair	No	0.0500	0			0.000	
							Forestry	Ha	0.1525	0.1000			0.015	
							Horticulture	Ha	0.22634	0.1000			0.023	
	74	MalagimaniUrphThalavarGouravva		46	7	Machinery	SoilMoistureConservation	TCB	Ha	0.05741	0.1600	14.604	75.524	0.009
							WasteWair	No	0.0500	0			0.000	
							WaterHarvestingStructure	FarmPond	No	1.04	1		1.040	
							Forestry	Ha	0.1525	0.0000			0.000	
	75	SiddammanavarManjappa		46	8		Horticulture	Ha	0.22634	0.1000			0.023	
						Machinery	SoilMoistureConservation	TCB	Ha	0.05741	0.0000	14.604	75.524	0.000
							WasteWair	No	0.0500	1			0.050	
							WaterHarvestingStructure	FarmPond	No	1.04	1		1.040	
	76	SiddammanavarGutthevvaKomHanumappa		46	9+10		Forestry	Ha	0.1525	0.0000			0.000	
							Horticulture	Ha	0.22634	0.1000			0.023	
						Machinery	SoilMoistureConservation	TCB	Ha	0.05741	0.0000	14.604	75.524	0.000
							WasteWair	No	0.0500	0			0.000	
	77	KadaramandalagiPuttappa		47	1		WaterHarvestingStructure	FarmPond	No	1.04	1		1.040	
							Forestry	Ha	0.1525	0.1000			0.015	
							LRRS	No	2.5	1			2.500	
							Horticulture	Ha	0.22634	0.1000			0.023	

						Machinery	SoilMoistureConservation	TCB	Ha	0.05741	0.0000	14.604	75.524	0.000
	78	BennuraBasavanhappa		47	2			WasteWair	No	0.0500	0			0.000

VillageName	Farmer Code	FarmerName	Aadhar Card No	Survey Number	RateType(Manually /Machinery)	ActivityType(SoilMoistureConservationActivity/WaterHarvestingActivity)	ActivityName	Unit	UnitCost(InLakhs.)	Proposed Quantity	Latitude(Deg-Min-Sec)	Longitude(Deg-Min-Sec)	TotalCost(InLacs)	Site Photo
							Forestry	Ha	0.1525	0.2000			0.031	
							Horticulture	Ha	0.22634	0.1000			0.023	
					Machinery	SoilMoistureConservation	TCB	Ha	0.05741	0.0000	14.604	75.524	0.000	
							WasteWair	No	0.0500	0			0.000	
	79	KadaramandalagiYallavvaChandrashekarappa		48	1		Forestry	Ha	0.1525	0.0000			0.000	
							Horticulture	Ha	0.22634	0.1000			0.023	
					Machinery	SoilMoistureConservation	TCB	Ha	0.05741	0.0000	14.604	75.524	0.000	
							WasteWair	No	0.0500	1			0.050	
							Forestry	Ha	0.1525	0.1000			0.015	
							Horticulture	Ha	0.22634	0.1000			0.023	
	80	KadaramandalagiPuttappa		48	2A+2B	Machinery	SoilMoistureConservation	TCB	Ha	0.05741	0.9800	14.604	75.524	0.056
							WasteWair	No	0.0500	2			0.100	
							Forestry	Ha	0.1525	0.5000			0.076	
							Horticulture	Ha	0.22634	0.1000			0.023	
	81	BennuraUrphManegaraSannabasappa		48	2C	Machinery	SoilMoistureConservation	TCB	Ha	0.05741	1.0400	14.604	75.524	0.060
							WasteWair	No	0.0500	2			0.100	
							Forestry	Ha	0.1525	0.5000			0.076	
							Horticulture	Ha	0.22634	0.1000			0.023	
	82	ChinnagoudiSomavvaKomBasavarajappa		49	4+7	Machinery	SoilMoistureConservation	TCB	Ha	0.05741	0.5700	14.604	75.524	0.033
							WasteWair	No	0.0500	1			0.050	
							Forestry	Ha	0.1525	0.3000			0.046	
							Horticulture	Ha	0.22634	0.1000			0.023	
	83	OlekaraMaheshappa		49	4+7	Machinery	SoilMoistureConservation	TCB	Ha	0.05741	0.5800	14.604	75.524	0.033
							WasteWair	No	0.0500	1			0.050	
							LRRS	No	2.5	1			2.500	
							Forestry	Ha	0.1525	0.0000			0.000	
	84	KanavalliBasavarajaBinBirabhadrappa		49	1		Horticulture	Ha	0.22634	0.1000			0.023	
					Machinery	SoilMoistureConservation	TCB	Ha	0.05741	0.0000	14.604	75.524	0.000	
							WasteWair	No	0.0500	3			0.150	
							Forestry	Ha	0.1525	0.0000			0.000	
	85	KanavalliBasavaraja		49	2		Horticulture	Ha	0.22634	0.1000			0.023	
					Machinery	SoilMoistureConservation	TCB	Ha	0.05741	0.0000	14.604	75.524	0.000	
							WasteWair	No	0.0500	3			0.150	
							Forestry	Ha	0.1525	0.0000			0.000	
	86	HulamaniBasavannevvaKomKotrappa		49	3+6	Machinery	SoilMoistureConservation	TCB	Ha	0.05741	0.0000	14.604	75.524	0.000
							WasteWair	No	0.0500	1			0.050	
							Forestry	Ha	0.1525	0.6000			0.092	
							Horticulture	Ha	0.22634	0.1000			0.023	
	87	BelakeriNaganagouda		49	4+7	Machinery	SoilMoistureConservation	TCB	Ha	0.05741	0.4000	14.604	75.524	0.023
							WasteWair	No	0.0500	1			0.050	
							Forestry	Ha	0.1525	0.2000			0.031	

VillageName	Farmer Code	FarmerName	Aadhar Card No	Survey Number	RateType(Manually /Machinery)	ActivityType(SoilMoistureConservationActivity/Water HarvestingActivity)	ActivityName	Unit	UnitCost(InLakhs.)	Proposed Quantity	Latitude(Deg-Min-Sec)	Longitude(Deg-Min-Sec)	TotalCost(InLacs)	Site Photo
	88	ChinnagudiThirakappa		49	5	Machinery	SoilMoistureConservation	Horticulture	Ha	0.22634	0.1000		0.023	
							TCB	Ha	0.05741	0.6200	14.604	75.524	0.036	
							WasteWair	No	0.0500	1			0.050	
							LRRS	No	2.5	1			2.500	
							Forestry	Ha	0.1525	0.0000			0.000	
	89	ChinnagudiThirakappa		49	6B		Horticulture	Ha	0.22634	0.1000			0.023	
						Machinery	SoilMoistureConservation	TCB	Ha	0.05741	0.0000	14.604	75.524	0.000
							WasteWair	No	0.0500	3			0.150	
							Forestry	Ha	0.1525	0.0000			0.000	
	90	OlekarBharamappa		50	1		Horticulture	Ha	0.22634	0.1000			0.023	
						Machinery	SoilMoistureConservation	TCB	Ha	0.05741	0.0000	14.604	75.524	0.000
							WasteWair	No	0.0500	3			0.150	
							Forestry	Ha	0.1525	0.0000			0.000	
	91	OlekarPrakashappa		50	2		Horticulture	Ha	0.22634	0.1000			0.023	
						Machinery	SoilMoistureConservation	TCB	Ha	0.05741	0.0000	14.604	75.524	0.000
							WasteWair	No	0.0500	1			0.050	
							Forestry	Ha	0.1525	0.8000			0.122	
							Horticulture	Ha	0.22634	0.1000			0.023	
	92	OlekarMaheshappa		50	3	Machinery	SoilMoistureConservation	TCB	Ha	0.05741	1.0000	14.604	75.524	0.057
							WasteWair	No	0.0500	2			0.100	
							LRRS	No	2.5	1			2.500	
							Forestry	Ha	0.1525	0.0000			0.000	
	93	OlekarSunil		50	4		Horticulture	Ha	0.22634	0.1000			0.023	
						Machinery	SoilMoistureConservation	TCB	Ha	0.05741	0.0000	14.604	75.524	0.000
							WasteWair	No	0.0500	3			0.150	
							Forestry	Ha	0.1525	0.0000			0.000	
	94	OlekarBasappa		50	5		Horticulture	Ha	0.22634	0.1000			0.023	
						Machinery	SoilMoistureConservation	TCB	Ha	0.05741	0.0000	14.604	75.524	0.000
							WasteWair	No	0.0500	3			0.150	
							Forestry	Ha	0.1525	0.0000			0.000	
	95	OlekarVishanu		50	6		Horticulture	Ha	0.22634	0.1000			0.023	
						Machinery	SoilMoistureConservation	TCB	Ha	0.05741	0.0000	14.604	75.524	0.000
							WasteWair	No	0.0500	1			0.050	
							Forestry	Ha	0.1525	0.1000			0.015	
							Horticulture	Ha	0.22634	0.1000			0.023	
	96	MadaraUrphBashapuraMariyappa		51	9e	Machinery	SoilMoistureConservation	TCB	Ha	0.05741	0.3600	14.604	75.524	0.021
							WasteWair	No	0.0500	1			0.050	
							Forestry	Ha	0.1525	0.3000			0.046	
							Horticulture	Ha	0.22634	0.1000			0.023	
	97	ChannabasannaraBaramappa		51	10+11A	Machinery	SoilMoistureConservation	TCB	Ha	0.05741	0.3600	14.604	75.524	0.021
							WasteWair	No	0.0500	0			0.000	
							Forestry	Ha	0.1525	0.1000			0.015	
							Horticulture	Ha	0.22634	0.1000			0.023	
	98	ChanabasannanavaraBasappa		51	11B+12	Machinery	SoilMoistureConservation	TCB	Ha	0.05741	0.3000	14.604	75.524	0.017
							WasteWair	No	0.0500	0			0.000	
							LRRS	No	2.5	1			2.500	
							Forestry	Ha	0.1525	0.0000			0.000	
	99	BhithannanavaraThirkappa		51	12B+13		Horticulture	Ha	0.22634	0.1000			0.023	

VillageName	Farmer Code	FarmerName	Aadhar Card No	Survey Number	RateType(Manually /Machinery)	ActivityType(SoilMoistureConservationActivity/Water HarvestingActivity)	ActivityName	Unit	UnitCost(InLakhs.)	Proposed Quantity	Latitude(Deg-Min-Sec)	Longitude (Deg-Min-Sec)	TotalCost(InLacs)	Site Photo
					Machinery	SoilMoistureConservation	TCB	Ha	0.05741	0.0000	14.604	75.524	0.000	
							WasteWair	No	0.0500	3			0.150	
							Forestry	Ha	0.1525	0.0000			0.000	
	100	MadaraBharmaligappa		51	2		Horticulture	Ha	0.22634	0.1000			0.023	
					Machinery	SoilMoistureConservation	TCB	Ha	0.05741	0.0000	14.604	75.524	0.000	
							WasteWair	No	0.0500	3			0.150	
							Forestry	Ha	0.1525	0.0000			0.000	
	101	MaadaraChannabasappabinsurugavva		51	3		Horticulture	Ha	0.22634	0.1000			0.023	
					Machinery	SoilMoistureConservation	TCB	Ha	0.05741	0.0000	14.604	75.524	0.000	
							WasteWair	No	0.0500	1			0.050	
							Forestry	Ha	0.1525	0.3000			0.046	
		Kademanipakkirappa					Horticulture	Ha	0.22634	0.1000			0.023	
	102			51	4	Machinery	SoilMoistureConservation	TCB	Ha	0.05741	0.1800	14.604	75.524	0.010
							WasteWair	No	0.0500	1			0.050	
							Forestry	Ha	0.1525	0.1000			0.015	
							Horticulture	Ha	0.22634	0.1000			0.023	
	103	MadaraMailappa		51	6+14	Machinery	SoilMoistureConservation	TCB	Ha	0.05741	0.1800	14.604	75.524	0.010
							WasteWair	No	0.0500	0			0.000	
							Forestry	Ha	0.1525	0.1000			0.015	
							Horticulture	Ha	0.22634	0.1000			0.023	
	104	MadarBharamappa		51	7	Machinery	SoilMoistureConservation	TCB	Ha	0.05741	0.1300	14.604	75.524	0.007
							WasteWair	No	0.0500	0			0.000	
							LRRS	No	2.5	1			2.500	
							Forestry	Ha	0.1525	0.0000			0.000	
	105	SarpannavaraRajesab		52	1+2		Horticulture	Ha	0.22634	0.1000			0.023	
					Machinery	SoilMoistureConservation	TCB	Ha	0.05741	0.0000	14.604	75.524	0.000	
							WaterHarvestingStructure	CD	No	10	1		10.000	
	106	SarpannavarRajesab		52	3		Forestry	Ha	0.1525	0.0000			0.000	
							Horticulture	Ha	0.22634	0.1000			0.023	
					Machinery	SoilMoistureConservation	TCB	Ha	0.05741	0.0000	14.604	75.524	0.000	
							WasteWair	No	0.0500	0			0.000	
	107	NavabsaksabSarpannavar		52	4		Forestry	Ha	0.1525	0.0000			0.000	
							Horticulture	Ha	0.22634	0.1000			0.023	
					Machinery	SoilMoistureConservation	TCB	Ha	0.05741	0.0000	14.604	75.524	0.000	
							WasteWair	No	0.0500	4			0.200	
							Forestry	Ha	0.1525	0.0000			0.000	
	108	MundaragiParashuram		53	1		Horticulture	Ha	0.22634	0.1000			0.023	
					Machinery	SoilMoistureConservation	TCB	Ha	0.05741	0.0000	14.604	75.524	0.000	
							WasteWair	No	0.0500	1			0.050	
							Forestry	Ha	0.1525	0.3000			0.046	
							Horticulture	Ha	0.22634	0.1000			0.023	
	109	MundaragiParashuram		53	2	Machinery	SoilMoistureConservation	TCB	Ha	0.05741	0.4000	14.604	75.524	0.023
							WasteWair	No	0.0500	1			0.050	
							Forestry	Ha	0.1525	0.1000			0.015	
							Horticulture	Ha	0.22634	0.1000			0.023	
	110	GuddannavaraPhakkirappa		53	3+4+5	Machinery	SoilMoistureConservation	TCB	Ha	0.05741	0.5000	14.604	75.524	0.029
							WasteWair	No	0.0500	1			0.050	

VillageName	Farmer Code	FarmerName	Aadhar Card No	Survey Number	RateType(Manually /Machinery)	ActivityType(SoilMoistureConservationActivity/Water HarvestingActivity)	ActivityName	Unit	UnitCost(InLakhs.)	Proposed Quantity	Latitude(Deg-Min-Sec)	Longitude(Deg-Min-Sec)	TotalCost(InLacs)	Site Photo
							Forestry	Ha	0.1525	0.1000			0.015	
							Horticulture	Ha	0.22634	0.1000			0.023	
	111	SuraghaliSankravva		53	3+4+5	Machinery	SoilMoistureConservation	TCB	Ha	0.05741	0.4900	14.604	75.524	0.028
							WasteWair	No	0.0500	1			0.050	
							Forestry	Ha	0.1525	0.1000			0.015	
							Horticulture	Ha	0.22634	0.1000			0.023	
	112	DesaiGadigevva		53	1e9	Machinery	SoilMoistureConservation	TCB	Ha	0.05741	0.7500	14.604	75.524	0.043
							WasteWair	No	0.0500	1			0.050	
							Forestry	Ha	0.1525	0.3000			0.046	
							Horticulture	Ha	0.22634	0.1000			0.023	
	113	SharappanavarRajeSab		53	1ca	Machinery	SoilMoistureConservation	TCB	Ha	0.05741	0.8000	14.604	75.524	0.046
							WasteWair	No	0.0500	1			0.050	
							Forestry	Ha	0.1525	0.3000			0.046	
							Horticulture	Ha	0.22634	0.1000			0.023	
	114	RachannanavarBasavaraj		53	1ca	Machinery	SoilMoistureConservation	TCB	Ha	0.05741	0.4000	14.604	75.524	0.023
							WasteWair	No	0.0500	1			0.050	
							Forestry	Ha	0.1525	0.3000			0.046	
							Horticulture	Ha	0.22634	0.1000			0.023	
	115	DesayiGadhigevva		53	2e9	Machinery	SoilMoistureConservation	TCB	Ha	0.05741	0.7500	14.604	75.524	0.043
							WasteWair	No	0.0500	1			0.050	
							Forestry	Ha	0.1525	0.2000			0.031	
							Horticulture	Ha	0.22634	0.1000			0.023	
	116	SharapannanavarRajeSab		53	2ca	Machinery	SoilMoistureConservation	TCB	Ha	0.05741	0.8000	14.604	75.524	0.046
							WasteWair	No	0.0500	1			0.050	
							Forestry	Ha	0.1525	0.3000			0.046	
							Horticulture	Ha	0.22634	0.1000			0.023	
	117	RachannanavarBasavaraj		53	2ca	Machinery	SoilMoistureConservation	TCB	Ha	0.05741	0.4000	14.604	75.524	0.023
							WasteWair	No	0.0500	0			0.000	
							Forestry	Ha	0.1525	0.3000			0.046	
							Horticulture	Ha	0.22634	0.1000			0.023	
	118	BennuraUrphManegaraLakshmana		53	3+4+5	Machinery	SoilMoistureConservation	TCB	Ha	0.05741	1.2500	14.604	75.524	0.072
							WasteWair	No	0.0500	2			0.100	
							Forestry	Ha	0.1525	0.3000			0.046	
							Horticulture	Ha	0.22634	0.1000			0.023	
	119	DesayiGuddappa		53	3+4+5	Machinery	SoilMoistureConservation	TCB	Ha	0.05741	1.0000	14.604	75.524	0.057
							WasteWair	No	0.0500	2			0.100	
							Forestry	Ha	0.1525	0.4000			0.061	
							Horticulture	Ha	0.22634	0.1000			0.023	
	120	RachannanavarNagappa		53	6e9	Machinery	SoilMoistureConservation	TCB	Ha	0.05741	0.8100	14.604	75.524	0.047
							WasteWair	No	0.0500	2			0.100	
							Forestry	Ha	0.1525	0.3000			0.046	
							Horticulture	Ha	0.22634	0.1000			0.023	
	121	RachannanavarGulappaUrphGoneppa		53	6ca	Machinery	SoilMoistureConservation	TCB	Ha	0.05741	0.8100	14.604	75.524	0.047
							WasteWair	No	0.0500	2			0.100	
							Forestry	Ha	0.1525	0.3000			0.046	
							Horticulture	Ha	0.22634	0.1000			0.023	
	122	MuthalikaSumanaKomPrahaldha		54	1+2	Machinery	SoilMoistureConservation	TCB	Ha	0.05741	1.6300	14.604	75.524	0.094
							WasteWair	No	0.0500	2			0.100	
							Forestry	Ha	0.1525	0.6000			0.092	



VillageName	Farmer Code	FarmerName	Aadhar Card No	Survey Number	RateType(Manually /Machinery)	ActivityType(SoilMoistureConservationActivity/WaterHarvestingActivity)	ActivityName	Unit	UnitCost(InLakhs.)	Proposed Quantity	Latitude(Deg-Min-Sec)	Longitude(Deg-Min-Sec)	TotalCost(InLacs)	Site Photo
	123	BennuraBasavanthappa		54 1+2	Machinery	SoilMoistureConservation	Horticulture	Ha	0.22634	0.1000				0.023
							TCB	Ha	0.05741	0.6000	14.604	75.524	0.034	
							WasteWair	No	0.0500	1			0.050	
							Forestry	Ha	0.1525	0.3000			0.046	
							Horticulture	Ha	0.22634	0.1000			0.023	
	124	MadivalaraKoteppa		54 1+2	Machinery	SoilMoistureConservation	TCB	Ha	0.05741	0.6000	14.604	75.524	0.034	
							WasteWair	No	0.0500	2			0.100	
							Forestry	Ha	0.1525	0.3000			0.046	
							Horticulture	Ha	0.22634	0.1000			0.023	
	125	MadivalaraNilagiriappa		54 1+2	Machinery	SoilMoistureConservation	TCB	Ha	0.05741	0.6000	14.604	75.524	0.034	
							WasteWair	No	0.0500	1			0.050	
							Forestry	Ha	0.1525	0.3000			0.046	
							Horticulture	Ha	0.22634	0.1000			0.023	
	126	MadivalaraNilagiriappa		54 3e9	Machinery	SoilMoistureConservation	TCB	Ha	0.05741	1.0600	14.604	75.524	0.061	
							WasteWair	No	0.0500	2			0.100	
							Forestry	Ha	0.1525	0.3000			0.046	
							Horticulture	Ha	0.22634	0.1000			0.023	
	127	KalasangoudarSushilavva		54 3e#	Machinery	SoilMoistureConservation	TCB	Ha	0.05741	1.6900	14.604	75.524	0.097	
							WasteWair	No	0.0500	3			0.150	
							Forestry	Ha	0.1525	0.3000			0.046	
							Horticulture	Ha	0.22634	0.1000			0.023	
	128	MadivalaraKoteppa		54 3e2	Machinery	SoilMoistureConservation	TCB	Ha	0.05741	1.1300	14.604	75.524	0.065	
							WasteWair	No	0.0500	1			0.050	
							Forestry	Ha	0.1525	0.3000			0.046	
							Horticulture	Ha	0.22634	0.1000			0.023	
	129	DesayiGadhigevva		54 1+2	Machinery	SoilMoistureConservation	TCB	Ha	0.05741	0.6000	14.604	75.524	0.034	
							WasteWair	No	0.0500	1			0.050	
							Forestry	Ha	0.1525	0.3000			0.046	
							Horticulture	Ha	0.22634	0.1000			0.023	
	130	Bennurbasavanthappa		54 1+2	Machinery	SoilMoistureConservation	TCB	Ha	0.05741	0.6000	14.604	75.524	0.034	
							WasteWair	No	0.0500	1			0.050	
							Forestry	Ha	0.1525	0.3000			0.046	
							Horticulture	Ha	0.22634	0.1000			0.023	
	131	RachannanavaraParameshappa		54 1+2	Machinery	SoilMoistureConservation	TCB	Ha	0.05741	0.6000	14.604	75.524	0.034	
							WasteWair	No	0.0500	1			0.050	
							Forestry	Ha	0.1525	0.3000			0.046	
							Horticulture	Ha	0.22634	0.1000			0.023	
	132	HadhimaniHanumanthappa		55 2e9	Machinery	SoilMoistureConservation	TCB	Ha	0.05741	0.2600	14.604	75.524	0.015	
							WasteWair	No	0.0500	0			0.000	
							Forestry	Ha	0.1525	0.2000			0.031	
							Horticulture	Ha	0.22634	0.1000			0.023	
	133	HadhimaniParvathavva		55 2e9	Machinery	SoilMoistureConservation	TCB	Ha	0.05741	0.1800	14.604	75.524	0.010	
							WasteWair	No	0.0500	0			0.000	
							Forestry	Ha	0.1525	0.1000			0.015	
							Horticulture	Ha	0.22634	0.1000			0.023	
	134	HadhimaniShanthavva		55 3e9+3e2	Machinery	SoilMoistureConservation	TCB	Ha	0.05741	0.3000	14.604	75.524	0.017	
							WasteWair	No	0.0500	0			0.000	
							Forestry	Ha	0.1525	0.1000			0.015	

VillageName	Farmer Code	FarmerName	Aadhar Card No	Survey Number	RateType(Manually /Machinery)	ActivityType(SoilMoistureConservationActivity/WaterHarvestingActivity)	ActivityName	Unit	UnitCost(InLakhs.)	Proposed Quantity	Latitude(Deg-Min-Sec)	Longitude(Deg-Min-Sec)	TotalCost(InLacs)	Site Photo
	135	HulmaniParkasha		55	1	Machinery	SoilMoistureConservation	Horticulture	Ha	0.22634	0.1000			0.023
							TCB	Ha	0.05741	1.4400	14.604	75.524	0.083	
							WasteWair	No	0.0500	2			0.100	
							Forestry	Ha	0.1525	0.6000			0.092	
							Horticulture	Ha	0.22634	0.1000			0.023	
	136	HadhimaniHanumanthappa		55	2e	Machinery	SoilMoistureConservation	TCB	Ha	0.05741	0.2600	14.604	75.524	0.015
							WasteWair	No	0.0500	0			0.000	
							Forestry	Ha	0.1525	0.2000			0.031	
							Horticulture	Ha	0.22634	0.1000			0.023	
	137	HadhimaniShivappaBasavanthappa		55	2e	Machinery	SoilMoistureConservation	TCB	Ha	0.05741	0.1900	14.604	75.524	0.011
							WasteWair	No	0.0500	0			0.000	
							Forestry	Ha	0.1525	0.2000			0.031	
							Horticulture	Ha	0.22634	0.1000			0.023	
	138	HadhimaniSivappaBasavanthappa		55	2a	Machinery	SoilMoistureConservation	TCB	Ha	0.05741	0.2500	14.604	75.524	0.014
							WasteWair	No	0.0500	0			0.000	
							Forestry	Ha	0.1525	0.3000			0.046	
							Horticulture	Ha	0.22634	0.1000			0.023	
	139	KadaramandalagiYallavvaChandrashekarappa		55	4	Machinery	SoilMoistureConservation	TCB	Ha	0.05741	0.6800	14.604	75.524	0.039
							WasteWair	No	0.0500	1			0.050	
							Forestry	Ha	0.1525	0.3000			0.046	
							Horticulture	Ha	0.22634	0.1000			0.023	
	140	KadaramandalagiPuttappa		55	5	Machinery	SoilMoistureConservation	TCB	Ha	0.05741	1.1600	14.604	75.524	0.067
							WasteWair	No	0.0500	2			0.100	
							WaterHarvestingStructure	FarmPond	No	1.04	1		1.040	
							Forestry	Ha	0.1525	0.0000			0.000	
	141	KadaramandalagiPuttappaBinChanvirappa		55	6	Machinery	SoilMoistureConservation	Horticulture	Ha	0.22634	0.1000			0.023
							TCB	Ha	0.05741	0.0000	14.604	75.524	0.000	
							WasteWair	No	0.0500	1			0.050	
							Forestry	Ha	0.1525	0.0000			0.000	
	142	KadaramandalagiYallavvaChandrashekarappa		55	7	Machinery	SoilMoistureConservation	Horticulture	Ha	0.22634	0.1000			0.023
							TCB	Ha	0.05741	0.0000	14.604	75.524	0.000	
							WasteWair	No	0.0500	2			0.100	
							Forestry	Ha	0.1525	0.0000			0.000	
	143	HulmaniBasappa		56	*	Machinery	SoilMoistureConservation	Horticulture	Ha	0.22634	0.1000			0.023
							TCB	Ha	0.05741	0.0000	14.604	75.524	0.000	
							WasteWair	No	0.0500	1			0.050	
							Forestry	Ha	0.1525	0.6000			0.092	
							Horticulture	Ha	0.22634	0.1000			0.023	
	144	HulmaniNarendra		57	1e	Machinery	SoilMoistureConservation	TCB	Ha	0.05741	0.4300	14.604	75.524	0.025
							WasteWair	No	0.0500	1			0.050	
							Forestry	Ha	0.1525	0.3000			0.046	
							Horticulture	Ha	0.22634	0.1000			0.023	
	145	RachannanavaraBasappa		57	1e	Machinery	SoilMoistureConservation	TCB	Ha	0.05741	0.4200	14.604	75.524	0.024
							WasteWair	No	0.0500	1			0.050	
							Forestry	Ha	0.1525	0.3000			0.046	
							Horticulture	Ha	0.22634	0.1000			0.023	
	146	RachannanavaraKalavirappa		57	1a	Machinery	SoilMoistureConservation	TCB	Ha	0.05741	0.4200	14.604	75.524	0.024
							WasteWair	No	0.0500	2			0.100	

VillageName	Farmer Code	FarmerName	Aadhar Card No	Survey Number	RateType(Manually /Machinery)	ActivityType(SoilMoistureConservationActivity/Water HarvestingActivity)	ActivityName	Unit	UnitCost(InLakhs.)	Proposed Quantity	Latitude(Deg-Min-Sec)	Longitude (Deg-Min-Sec)	TotalCost(InLacs)	Site Photo
							Forestry	Ha	0.1525	0.3000			0.046	
							Horticulture	Ha	0.22634	0.1000			0.023	
	147	RachannanavaraParvathemmaKomBasavanthappa		57	2	Machinery	SoilMoistureConservation	TCB	Ha	0.05741	1.2400	14.604	75.524	0.071
							WasteWair	No	0.0500	1			0.050	
							Forestry	Ha	0.1525	0.3000			0.046	
							Horticulture	Ha	0.22634	0.1000			0.023	
	148	MadaraMatheppa		58	1	Machinery	SoilMoistureConservation	TCB	Ha	0.05741	0.2300	14.604	75.524	0.013
							WasteWair	No	0.0500	0			0.000	
							Forestry	Ha	0.1525	0.2000			0.031	
							Horticulture	Ha	0.22634	0.1000			0.023	
	149	MadaraUrphbalammanavaraKenchappa		58	2	Machinery	SoilMoistureConservation	TCB	Ha	0.05741	0.1600	14.604	75.524	0.009
							WasteWair	No	0.0500	0			0.000	
							Forestry	Ha	0.1525	0.1000			0.015	
							Horticulture	Ha	0.22634	0.1000			0.023	
	150	MadaraPakkirappa		58	3	Machinery	SoilMoistureConservation	TCB	Ha	0.05741	0.1500	14.604	75.524	0.009
							WasteWair	No	0.0500	0			0.000	
							Forestry	Ha	0.1525	0.1000			0.015	
							Horticulture	Ha	0.22634	0.1000			0.023	
	151	HuddiGangavvaShivappa		59	1	Machinery	SoilMoistureConservation	TCB	Ha	0.05741	1.4800	14.604	75.524	0.085
							WasteWair	No	0.0500	3			0.150	
							Forestry	Ha	0.1525	0.1000			0.015	
							Horticulture	Ha	0.22634	0.1000			0.023	
	152	HulmaniNarendra		59	1	Machinery	SoilMoistureConservation	TCB	Ha	0.05741	1.0500	14.604	75.524	0.060
							WasteWair	No	0.0500	2			0.100	
							Forestry	Ha	0.1525	0.6000			0.092	
							Horticulture	Ha	0.22634	0.1000			0.023	
	153	TalavaraUrphOlekaraNingamma		59	2	Machinery	SoilMoistureConservation	TCB	Ha	0.05741	1.1900	14.604	75.524	0.068
							WasteWair	No	0.0500	2			0.100	
							Forestry	Ha	0.1525	0.3000			0.046	
							Horticulture	Ha	0.22634	0.1000			0.023	
	154	HattiUliveppa		59	4	Machinery	SoilMoistureConservation	TCB	Ha	0.05741	1.1900	14.604	75.524	0.068
							WasteWair	No	0.0500	2			0.100	
							Forestry	Ha	0.1525	0.3000			0.046	
							Horticulture	Ha	0.22634	0.1000			0.023	
	155	BarakeraUrphJadharaBasavanthappaTandeDoddabasappa		60	2	Machinery	SoilMoistureConservation	TCB	Ha	0.05741	0.5900	14.604	75.524	0.034
							WasteWair	No	0.0500	1			0.050	
							Forestry	Ha	0.1525	0.2000			0.031	
							Horticulture	Ha	0.22634	0.1000			0.023	
	156	JadharaLakshmanaBinKenchappa		60	4	Machinery	SoilMoistureConservation	TCB	Ha	0.05741	0.2400	14.604	75.524	0.014
							WasteWair	No	0.0500	1			0.050	
							Forestry	Ha	0.1525	0.3000			0.046	
							Horticulture	Ha	0.22634	0.1000			0.023	
	157	JadaraHonnammaKomDilleppa		60	5	Machinery	SoilMoistureConservation	TCB	Ha	0.05741	0.6400	14.604	75.524	0.037
							WasteWair	No	0.0500	1			0.050	
							Forestry	Ha	0.1525	0.3000			0.046	
							Horticulture	Ha	0.22634	0.1000			0.023	
	158	ChalavadhiUrphShantahavadiRathnavva		61	1	Machinery	SoilMoistureConservation	TCB	Ha	0.05741	1.4900	14.604	75.524	0.086
							WasteWair	No	0.0500	2			0.100	

VillageName	Farmer Code	FarmerName	Aadhar Card No	Survey Number	RateType(Manually /Machinery)	ActivityType(SoilMoistureConservationActivity/Water HarvestingActivity)	ActivityName	Unit	UnitCost(InLakhs.)	Proposed Quantity	Latitude(Deg-Min-Sec)	Longitude(Deg-Min-Sec)	TotalCost(InLacs)	Site Photo
							Forestry	Ha	0.1525	0.3000			0.046	
							Horticulture	Ha	0.22634	0.1000			0.023	
	159	ChalavadhiAnandappa		61	2	Machinery	SoilMoistureConservation	TCB	Ha	0.05741	1.4600	14.604	75.524	0.084
							WasteWair	No	0.0500	2				0.100
							Forestry	Ha	0.1525	0.3000				0.046
							Horticulture	Ha	0.22634	0.1000				0.023
	160	ChalavadhiGangadharappa		61	3	Machinery	SoilMoistureConservation	TCB	Ha	0.05741	0.3900	14.604	75.524	0.022
							WasteWair	No	0.0500	0				0.000
							Forestry	Ha	0.1525	0.3000				0.046
							Horticulture	Ha	0.22634	0.1000				0.023
	161	ChalavadhiBasatha		61	4	Machinery	SoilMoistureConservation	TCB	Ha	0.05741	0.3500	14.604	75.524	0.020
							WasteWair	No	0.0500	0				0.000
							Forestry	Ha	0.1525	0.3000				0.046
							Horticulture	Ha	0.22634	0.1000				0.023
	162	ChalavadiShivappa		61	5	Machinery	SoilMoistureConservation	TCB	Ha	0.05741	0.3500	14.604	75.524	0.020
							WasteWair	No	0.0500	0				0.000
							Forestry	Ha	0.1525	0.3000				0.046
							Horticulture	Ha	0.22634	0.1000				0.023
	163	ChalavadiRameshappa		61	6	Machinery	SoilMoistureConservation	TCB	Ha	0.05741	0.3500	14.604	75.524	0.020
							WasteWair	No	0.0500	0				0.000
							Forestry	Ha	0.1525	0.3000				0.046
							Horticulture	Ha	0.22634	0.1000				0.023
	164	KurubaraPakkirappa		62	3	Machinery	SoilMoistureConservation	TCB	Ha	0.05741	0.5600	14.604	75.524	0.032
							WasteWair	No	0.0500	1				0.050
							Forestry	Ha	0.1525	0.2000				0.031
							Horticulture	Ha	0.22634	0.1000				0.023
	165	KurubaraShivappa		62	3	Machinery	SoilMoistureConservation	TCB	Ha	0.05741	0.5600	14.604	75.524	0.032
							WasteWair	No	0.0500	1				0.050
							Forestry	Ha	0.1525	0.2000				0.031
							Horticulture	Ha	0.22634	0.1000				0.023
	166	KurubaraSannasiddappa		62	1	Machinery	SoilMoistureConservation	TCB	Ha	0.05741	1.4300	14.604	75.524	0.082
							WasteWair	No	0.0500	3				0.150
							Forestry	Ha	0.1525	0.6000				0.092
							Horticulture	Ha	0.22634	0.1000				0.023
	167	HulmaniGudadhesappa		62	2	Machinery	SoilMoistureConservation	TCB	Ha	0.05741	1.3000	14.604	75.524	0.075
							WasteWair	No	0.0500	2				0.100
							Forestry	Ha	0.1525	0.9000				0.137
							Horticulture	Ha	0.22634	0.1000				0.023
	168	LankannanavarUmeshapBinHanumanthappa		63	1	Machinery	SoilMoistureConservation	TCB	Ha	0.05741	0.5800	14.604	75.524	0.033
							WasteWair	No	0.0500	1				0.050
							Forestry	Ha	0.1525	0.3000				0.046
							Horticulture	Ha	0.22634	0.1000				0.023
	169	LenkannanavarParasappaBinBasappa		63	2	Machinery	SoilMoistureConservation	TCB	Ha	0.05741	0.5800	14.604	75.524	0.033
							WasteWair	No	0.0500	1				0.050
							Forestry	Ha	0.1525	0.3000				0.046
							Horticulture	Ha	0.22634	0.1000				0.023
	170	LenkannanavrGouravvaKomHanumanthappa		63	3	Machinery	SoilMoistureConservation	TCB	Ha	0.05741	0.5900	14.604	75.524	0.034
							WasteWair	No	0.0500	1				0.050
							Forestry	Ha	0.1525	0.3000				0.046
							Horticulture	Ha	0.22634	0.1000				0.023

VillageName	Farmer Code	FarmerName	Aadhar Card No	Survey Number	RateType(Manually /Machinery)	ActivityType(SoilMoistureConservationActivity/WaterHarvestingActivity)	ActivityName	Unit	UnitCost(InLakhs.)	Proposed Quantity	Latitude(Deg-Min-Sec)	Longitude(Deg-Min-Sec)	TotalCost(InLacs)	Site Photo
	171	GoneppanavaraPramilaKomAnjaneyappa		63	4	Machinery	SoilMoistureConservation	TCB	Ha	0.05741	0.5800	14.604	75.524	0.033
							WasteWair	No	0.0500	1				0.050
							Forestry	Ha	0.1525	0.3000				0.046
							Horticulture	Ha	0.22634	0.1000				0.023
	172	LenkannanavarChandrappaBinDattakaTandeKarbasappa		63	5	Machinery	SoilMoistureConservation	TCB	Ha	0.05741	1.1500	14.604	75.524	0.066
							WasteWair	No	0.0500	2				0.100
							Forestry	Ha	0.1525	0.3000				0.046
							Horticulture	Ha	0.22634	0.1000				0.023
	173	BevinahalliKenchappa		64	1	Machinery	SoilMoistureConservation	TCB	Ha	0.05741	1.1000	14.604	75.524	0.063
							WasteWair	No	0.0500	2				0.100
							Forestry	Ha	0.1525	0.3000				0.046
							Horticulture	Ha	0.22634	0.1000				0.023
	174	BevinahalliRaghavendra		64	2	Machinery	SoilMoistureConservation	TCB	Ha	0.05741	0.9600	14.604	75.524	0.055
							WasteWair	No	0.0500	2				0.100
							Forestry	Ha	0.1525	0.3000				0.046
							Horticulture	Ha	0.22634	0.1000				0.023
	175	BevinahalliHalappa		64	3	Machinery	SoilMoistureConservation	TCB	Ha	0.05741	1.0200	14.604	75.524	0.059
							WasteWair	No	0.0500	2				0.100
							Forestry	Ha	0.1525	0.3000				0.046
							Horticulture	Ha	0.22634	0.1000				0.023
	176	BalannanavarBasavanneppaBinBhimappa		65	1	Machinery	SoilMoistureConservation	TCB	Ha	0.05741	1.1700	14.604	75.524	0.067
							WasteWair	No	0.0500	2				0.100
							Forestry	Ha	0.1525	0.3000				0.046
							Horticulture	Ha	0.22634	0.1000				0.023
	177	LenkannanavarPraveenBinHanumanthappa		65	10	Machinery	SoilMoistureConservation	TCB	Ha	0.05741	0.1300	14.604	75.524	0.007
							WasteWair	No	0.0500	0				0.000
							Forestry	Ha	0.1525	0.1000				0.015
							Horticulture	Ha	0.22634	0.1000				0.023
	178	LenkannanavarPraveenBinHanumanthappa		65	12	Machinery	SoilMoistureConservation	TCB	Ha	0.05741	1.2100	14.604	75.524	0.069
							WasteWair	No	0.0500	2				0.100
							Forestry	Ha	0.1525	0.6000				0.092
							Horticulture	Ha	0.22634	0.1000				0.023
	179	KabbaraHanumappa		65	13	Machinery	SoilMoistureConservation	TCB	Ha	0.05741	0.5200	14.604	75.524	0.030
							WasteWair	No	0.0500	1				0.050
							Forestry	Ha	0.1525	0.3000				0.046
							Horticulture	Ha	0.22634	0.1000				0.023
	180	BalappaBinKariyappa		65	2	Machinery	SoilMoistureConservation	TCB	Ha	0.05741	0.5100	14.604	75.524	0.029
							WasteWair	No	0.0500	1				0.050
							Forestry	Ha	0.1525	0.1000				0.015
							Horticulture	Ha	0.22634	0.1000				0.023
	181	LenkannanavarRamappa		65	3	Machinery	SoilMoistureConservation	TCB	Ha	0.05741	0.2600	14.604	75.524	0.015
							WasteWair	No	0.0500	0				0.000
							Forestry	Ha	0.1525	0.1000				0.015
							Horticulture	Ha	0.22634	0.1000				0.023
	182	HadhimaniHucchappa		65	4+5	Machinery	SoilMoistureConservation	TCB	Ha	0.05741	0.5500	14.604	75.524	0.032
							WasteWair	No	0.0500	1				0.050
							Forestry	Ha	0.1525	0.1000				0.015
							Horticulture	Ha	0.22634	0.1000				0.023
	183	HadhimaniBasavaraja		65	5+6	Machinery	SoilMoistureConservation	TCB	Ha	0.05741	0.5500	14.604	75.524	0.032

VillageName	Farmer Code	FarmerName	Aadhar Card No	Survey Number	RateType(Manually /Machinery)	ActivityType(SoilMoistureConservationActivity/Water HarvestingActivity)	ActivityName	Unit	UnitCost(InLakhs.)	Proposed Quantity	Latitude(Deg-Min-Sec)	Longitude(Deg-Min-Sec)	TotalCost(InLacs)	Site Photo
							WasteWair	No	0.0500	1			0.050	
							Forestry	Ha	0.1525	0.1000			0.015	
							Horticulture	Ha	0.22634	0.1000			0.023	
	184	KabbaraBharamappa		65	7	Machinery	SoilMoistureConservation	TCB	Ha	0.05741	0.5000	14.604	75.524	0.029
							WasteWair	No	0.0500	1			0.050	
							Forestry	Ha	0.1525	0.1000			0.015	
							Horticulture	Ha	0.22634	0.1000			0.023	
	185	LenkannanavarShanthavva		65	8+9	Machinery	SoilMoistureConservation	TCB	Ha	0.05741	1.2100	14.604	75.524	0.069
							WasteWair	No	0.0500	2			0.100	
							Forestry	Ha	0.1525	0.1000			0.015	
							Horticulture	Ha	0.22634	0.1000			0.023	
	186	KabbaraBasavanthappa		66	1	Machinery	SoilMoistureConservation	TCB	Ha	0.05741	0.4100	14.604	75.524	0.024
							WasteWair	No	0.0500	0			0.000	
							Forestry	Ha	0.1525	0.3000			0.046	
							Horticulture	Ha	0.22634	0.1000			0.023	
	187	BalannanavarBasavanneppaBinBhimappa		66	2	Machinery	SoilMoistureConservation	TCB	Ha	0.05741	0.2000	14.604	75.524	0.011
							WasteWair	No	0.0500	0			0.000	
							Forestry	Ha	0.1525	0.1000			0.015	
							Horticulture	Ha	0.22634	0.1000			0.023	
	188	LenkannanavarRamappaBasappa		66	3	Machinery	SoilMoistureConservation	TCB	Ha	0.05741	0.2100	14.604	75.524	0.012
							WasteWair	No	0.0500	0			0.000	
							Forestry	Ha	0.1525	0.1000			0.015	
							Horticulture	Ha	0.22634	0.1000			0.023	
	189	LenkannanavarHucchappa		66	4	Machinery	SoilMoistureConservation	TCB	Ha	0.05741	0.5700	14.604	75.524	0.033
							WasteWair	No	0.0500	1			0.050	
							Forestry	Ha	0.1525	0.3000			0.046	
							Horticulture	Ha	0.22634	0.1000			0.023	
	190	KadaramandalagiNagarathana		67	1a	Machinery	SoilMoistureConservation	TCB	Ha	0.05741	0.6600	14.604	75.524	0.038
							WasteWair	No	0.0500	1			0.050	
							Forestry	Ha	0.1525	0.3000			0.046	
							Horticulture	Ha	0.22634	0.1000			0.023	
	191	KadaramandalagiRathnavva		67	1a	Machinery	SoilMoistureConservation	TCB	Ha	0.05741	0.6700	14.604	75.524	0.038
							WasteWair	No	0.0500	1			0.050	
							Forestry	Ha	0.1525	0.3000			0.046	
							Horticulture	Ha	0.22634	0.1000			0.023	
	192	MangalaKomPakkirappaYaligara		67	1B	Machinery	SoilMoistureConservation	TCB	Ha	0.05741	0.7500	14.604	75.524	0.043
							WasteWair	No	0.0500	1			0.050	
							Forestry	Ha	0.1525	0.3000			0.046	
							Horticulture	Ha	0.22634	0.1000			0.023	
	193	GuddannanavarPakkirappa		67	1B	Machinery	SoilMoistureConservation	TCB	Ha	0.05741	0.7700	14.604	75.524	0.044
							WasteWair	No	0.0500	1			0.050	
							Forestry	Ha	0.1525	0.3000			0.046	
							Horticulture	Ha	0.22634	0.1000			0.023	
	194	KadaramandalagiGuddappa		67	1a	Machinery	SoilMoistureConservation	TCB	Ha	0.05741	0.7000	14.604	75.524	0.040
							WasteWair	No	0.0500	1			0.050	
							Forestry	Ha	0.1525	0.3000			0.046	
							Horticulture	Ha	0.22634	0.1000			0.023	
	195	SuragihalliHanumanthappaBinBasappa		67	2a	Machinery	SoilMoistureConservation	TCB	Ha	0.05741	0.5900	14.604	75.524	0.034
							WasteWair	No	0.0500	1			0.050	

VillageName	Farmer Code	FarmerName	Aadhar Card No	Survey Number	RateType(Manually/Machinery)	ActivityType(SoilMoistureConservationActivity/WaterHarvestingActivity)	ActivityName	Unit	UnitCost(InLakhs.)	Proposed Quantity	Latitude(Deg-Min-Sec)	Longitude(Deg-Min-Sec)	TotalCost(InLacs)	Site Photo
							Forestry	Ha	0.1525	0.3000				0.046
							Horticulture	Ha	0.22634	0.1000				0.023
	196	BaligaraDharmappa		67	2೧	Machinery	SoilMoistureConservation	TCB	Ha	0.05741	0.4000	14.604	75.524	0.023
							WasteWair	No	0.0500	1				0.050
							Forestry	Ha	0.1525	0.3000				0.046
							Horticulture	Ha	0.22634	0.1000				0.023
	197	BaligaraGiriyappa		67	3	Machinery	SoilMoistureConservation	TCB	Ha	0.05741	0.4000	14.604	75.524	0.023
							WasteWair	No	0.0500	1				0.050
							Forestry	Ha	0.1525	0.3000				0.046
							Horticulture	Ha	0.22634	0.1000				0.023
	198	BaligaraVirupakshappa		67	4	Machinery	SoilMoistureConservation	TCB	Ha	0.05741	0.3800	14.604	75.524	0.022
							WasteWair	No	0.0500	0				0.000
							Forestry	Ha	0.1525	0.2000				0.031
							Horticulture	Ha	0.22634	0.1000				0.023
	199	SuragihalliHonnappa		67	5	Machinery	SoilMoistureConservation	TCB	Ha	0.05741	1.1900	14.604	75.524	0.068
							WasteWair	No	0.0500	2				0.100
							Forestry	Ha	0.1525	0.3000				0.046
							Horticulture	Ha	0.22634	0.1000				0.023
	200	SuragihalliBasavanhappaBinBasappa		67	6	Machinery	SoilMoistureConservation	TCB	Ha	0.05741	0.6000	14.604	75.524	0.034
							WasteWair	No	0.0500	1				0.050
							Forestry	Ha	0.1525	0.2000				0.031
							Horticulture	Ha	0.22634	0.1000				0.023
	201	BhimanayakaraKariyappa		68	1+2+3+	Machinery	SoilMoistureConservation	TCB	Ha	0.05741	0.4900	14.604	75.524	0.028
							WasteWair	No	0.0500	1				0.050
							Forestry	Ha	0.1525	0.2000				0.031
							Horticulture	Ha	0.22634	0.1000				0.023
	202	HadimaniShanthavvaKomShekhappa		68	1+2+3+	Machinery	SoilMoistureConservation	TCB	Ha	0.05741	0.4900	14.604	75.524	0.028
							WasteWair	No	0.0500	1				0.050
							Forestry	Ha	0.1525	0.2000				0.031
							Horticulture	Ha	0.22634	0.1000				0.023
	203	HediyalaDevakka		68	2೨	Machinery	SoilMoistureConservation	TCB	Ha	0.05741	0.4000	14.604	75.524	0.023
							WasteWair	No	0.0500	0				0.000
							Forestry	Ha	0.1525	0.3000				0.046
							Horticulture	Ha	0.22634	0.1000				0.023
	204	HulmaniSushilaKomLokappa		68	5೨	Machinery	SoilMoistureConservation	TCB	Ha	0.05741	0.6100	14.604	75.524	0.035
							WasteWair	No	0.0500	1				0.050
							Forestry	Ha	0.1525	0.3000				0.046
							Horticulture	Ha	0.22634	0.1000				0.023
	205	HulmaniBasavaraja		68	5೨	Machinery	SoilMoistureConservation	TCB	Ha	0.05741	0.6000	14.604	75.524	0.034
							WasteWair	No	0.0500	1				0.050
							Forestry	Ha	0.1525	0.2000				0.031
							Horticulture	Ha	0.22634	0.1000				0.023
	206	HediyalaKrishnappa		68	6೨	Machinery	SoilMoistureConservation	TCB	Ha	0.05741	0.6800	14.604	75.524	0.039
							WasteWair	No	0.0500	1				0.050
							Forestry	Ha	0.1525	0.3000				0.046
							Horticulture	Ha	0.22634	0.1000				0.023
	207	DonnajeraHanumavaKomKotrappa		68	6೩	Machinery	SoilMoistureConservation	TCB	Ha	0.05741	0.3200	14.604	75.524	0.018
							WasteWair	No	0.0500	0				0.000

VillageName	Farmer Code	FarmerName	Aadhar Card No	Survey Number	RateType(Manually /Machinery)	ActivityType(SoilMoistureConservationActivity/Water HarvestingActivity)	ActivityName	Unit	UnitCost(InLakhs.)	Proposed Quantity	Latitude(Deg-Min-Sec)	Longitude(Deg-Min-Sec)	TotalCost(InLacs)	Site Photo
							Forestry	Ha	0.1525	0.1000			0.015	
							Horticulture	Ha	0.22634	0.1000			0.023	
	208	BelakeriBihadeppa		68 6೨	Machinery	SoilMoistureConservation	TCB	Ha	0.05741	0.3200	14.604	75.524	0.018	
							WasteWair	No	0.0500	0			0.000	
							Forestry	Ha	0.1525	0.1000			0.015	
							Horticulture	Ha	0.22634	0.1000			0.023	
	209	BelakeriBasappa		68 6೨	Machinery	SoilMoistureConservation	TCB	Ha	0.05741	0.3200	14.604	75.524	0.018	
							WasteWair	No	0.0500	0			0.000	
							Forestry	Ha	0.1525	0.1000			0.015	
							Horticulture	Ha	0.22634	0.1000			0.023	
	210	DonnajeraHanumavvaKomKotrappa		68 6೨	Machinery	SoilMoistureConservation	TCB	Ha	0.05741	0.3200	14.604	75.524	0.018	
							WasteWair	No	0.0500	0			0.000	
							Forestry	Ha	0.1525	0.2000			0.031	
							Horticulture	Ha	0.22634	0.1000			0.023	
	211	BasanagoudaSiddanagouda		68 *	Machinery	SoilMoistureConservation	TCB	Ha	0.05741	0.4500	14.604	75.524	0.026	
							WasteWair	No	0.0500	1			0.050	
							Forestry	Ha	0.1525	0.2000			0.031	
							Horticulture	Ha	0.22634	0.1000			0.023	
	212	MattiamaniBasavanneppa		68 1+2+3+	Machinery	SoilMoistureConservation	TCB	Ha	0.05741	0.9000	14.604	75.524	0.052	
							WasteWair	No	0.0500	2			0.100	
							Forestry	Ha	0.1525	0.2000			0.031	
							Horticulture	Ha	0.22634	0.1000			0.023	
	213	HaveriUrphMedleriDoddagoudappa		68 5೨	Machinery	SoilMoistureConservation	TCB	Ha	0.05741	0.7800	14.604	75.524	0.045	
							WasteWair	No	0.0500	1			0.050	
							Forestry	Ha	0.1525	0.2000			0.031	
							Horticulture	Ha	0.22634	0.1000			0.023	
	214	GovindappaTandeKariyappaSiddammamavar		68 7	Machinery	SoilMoistureConservation	TCB	Ha	0.05741	0.2800	14.604	75.524	0.016	
							WasteWair	No	0.0500	0			0.000	
							Forestry	Ha	0.1525	0.1000			0.015	
							Horticulture	Ha	0.22634	0.1000			0.023	
	215	KarigeraSannagoudappa		68 8	Machinery	SoilMoistureConservation	TCB	Ha	0.05741	0.7800	14.604	75.524	0.045	
							WasteWair	No	0.0500	1			0.050	
							Forestry	Ha	0.1525	0.2000			0.031	
							Horticulture	Ha	0.22634	0.1000			0.023	
	216	KallimaniHonnurSab		69 1	Machinery	SoilMoistureConservation	TCB	Ha	0.05741	1.2600	14.604	75.524	0.072	
							WasteWair	No	0.0500	3			0.150	
							Forestry	Ha	0.1525	0.6000			0.092	
							Horticulture	Ha	0.22634	0.1000			0.023	
	217	KalliamaniJamalSab		69 2	Machinery	SoilMoistureConservation	TCB	Ha	0.05741	1.2600	14.604	75.524	0.072	
							WasteWair	No	0.0500	3			0.150	
							Forestry	Ha	0.1525	0.6000			0.092	
							Horticulture	Ha	0.22634	0.1000			0.023	
	218	KallimaniHasanSab		70 1	Machinery	SoilMoistureConservation	TCB	Ha	0.05741	1.1200	14.604	75.524	0.064	
							WasteWair	No	0.0500	2			0.100	
							Forestry	Ha	0.1525	0.3000			0.046	
							Horticulture	Ha	0.22634	0.1000			0.023	
	219	KallimaniRajeSab		70 2	Machinery	SoilMoistureConservation	TCB	Ha	0.05741	0.8800	14.604	75.524	0.051	
							WasteWair	No	0.0500	2			0.100	
							Forestry	Ha	0.1525	0.3000			0.046	



VillageName	Farmer Code	FarmerName	Aadhar Card No	Survey Number	RateType(Manually /Machinery)	ActivityType(SoilMoistureConservationActivity/Water HarvestingActivity)	ActivityName	Unit	UnitCost(InLakhs.)	Proposed Quantity	Latitude(Deg-Min-Sec)	Longitude(Deg-Min-Sec)	TotalCost(InLacs)	Site Photo
							Horticulture	Ha	0.22634	0.1000			0.023	
	220	KallimaniHusenSab		70	3	Machinery	SoilMoistureConservation	TCB	Ha	0.05741	0.5200	14.604	75.524	0.030
							WasteWair	No	0.0500	1				0.050
							Forestry	Ha	0.1525	0.3000				0.046
							Horticulture	Ha	0.22634	0.1000				0.023
	221	KallimaniPrabhiUrphPrabhiKomRajaSab		70	4	Machinery	SoilMoistureConservation	TCB	Ha	0.05741	0.5200	14.604	75.524	0.030
							WasteWair	No	0.0500	1				0.050
							Forestry	Ha	0.1525	0.0000				0.000
							Horticulture	Ha	0.22634	0.1000				0.023
	222	KallimaniHasanSab		70	5	Machinery	SoilMoistureConservation	TCB	Ha	0.05741	0.9900	14.604	75.524	0.057
							WasteWair	No	0.0500	2				0.100
							Forestry	Ha	0.1525	0.3000				0.046
							Horticulture	Ha	0.22634	0.1000				0.023
	223	ramachandrappaAremallapura		71	1	Machinery	SoilMoistureConservation	TCB	Ha	0.05741	0.5200	14.604	75.524	0.030
							WasteWair	No	0.0500	1				0.050
							Forestry	Ha	0.1525	0.3000				0.046
							Horticulture	Ha	0.22634	0.1000				0.023
	224	SannalingammanavarMurigeppaBinBasavaraja		71	2	Machinery	SoilMoistureConservation	TCB	Ha	0.05741	1.6300	14.604	75.524	0.094
							WasteWair	No	0.0500	2				0.100
							Forestry	Ha	0.1525	0.3000				0.046
							Horticulture	Ha	0.22634	0.1000				0.023
	225	KotreshappaAremallapura		71	3	Machinery	SoilMoistureConservation	TCB	Ha	0.05741	0.5200	14.604	75.524	0.030
							WasteWair	No	0.0500	2				0.100
							Forestry	Ha	0.1525	0.3000				0.046
							Horticulture	Ha	0.22634	0.1000				0.023
	226	AaralikattiRamappa		72	2	Machinery	SoilMoistureConservation	TCB	Ha	0.05741	0.5900	14.604	75.524	0.034
							WasteWair	No	0.0500	1				0.050
							Forestry	Ha	0.1525	0.2000				0.031
							Horticulture	Ha	0.22634	0.1000				0.023
	227	AaralikattiPakirappa		72	2	Machinery	SoilMoistureConservation	TCB	Ha	0.05741	0.8900	14.604	75.524	0.051
							WasteWair	No	0.0500	1				0.050
							Forestry	Ha	0.1525	0.6000				0.092
							Horticulture	Ha	0.22634	0.1000				0.023
	228	AaralikattiMariyappa		72	2	Machinery	SoilMoistureConservation	TCB	Ha	0.05741	0.8900	14.604	75.524	0.051
							WasteWair	No	0.0500	2				0.100
							Forestry	Ha	0.1525	0.6000				0.092
							Horticulture	Ha	0.22634	0.1000				0.023
	229	RachannanavarChandrappa		72	1	Machinery	SoilMoistureConservation	TCB	Ha	0.05741	0.8200	14.604	75.524	0.047
							WasteWair	No	0.0500	2				0.100
							Forestry	Ha	0.1525	0.2000				0.031
							Horticulture	Ha	0.22634	0.1000				0.023
	230	RachannanavarNagappa		72	1	Machinery	SoilMoistureConservation	TCB	Ha	0.05741	0.8200	14.604	75.524	0.047
							WasteWair	No	0.0500	2				0.100
							Forestry	Ha	0.1525	0.3000				0.046
							Horticulture	Ha	0.22634	0.1000				0.023
	231	KotiahSashikalaKomBasavaraja		72	1	Machinery	SoilMoistureConservation	TCB	Ha	0.05741	0.1800	14.604	75.524	0.010
							WasteWair	No	0.0500	0				0.000
							Forestry	Ha	0.1525	0.1000				0.015
							Horticulture	Ha	0.22634	0.1000				0.023

VillageName	Farmer Code	FarmerName	Aadhar Card No	Survey Number	RateType(Manually/Machinery)	ActivityType(SoilMoistureConservationActivity/WaterHarvestingActivity)	ActivityName	Unit	UnitCost(InLakhs.)	Proposed Quantity	Latitude(Deg-Min-Sec)	Longitude(Deg-Min-Sec)	TotalCost(InLacs)	Site Photo
	232	BelakeriRathnavva		72 2a	Machinery	SoilMoistureConservation	TCB	Ha	0.05741	0.8000	14.604	75.524	0.046	
							WasteWair	No	0.0500	1			0.050	
							Forestry	Ha	0.1525	0.2000			0.031	
							Horticulture	Ha	0.22634	0.1000			0.023	
	233	OlekarDharamappa		72 3A	Machinery	SoilMoistureConservation	TCB	Ha	0.05741	1.6000	14.604	75.524	0.092	
							WasteWair	No	0.0500	2			0.100	
							Forestry	Ha	0.1525	0.1000			0.015	
							Horticulture	Ha	0.22634	0.1000			0.023	
	234	HadhimaniKariyappa		72 3B	Machinery	SoilMoistureConservation	TCB	Ha	0.05741	1.1500	14.604	75.524	0.066	
							WasteWair	No	0.0500	1			0.050	
							Forestry	Ha	0.1525	0.3000			0.046	
							Horticulture	Ha	0.22634	0.1000			0.023	
	235	HadhimaniBasavanthappaBinSannabasappa		72 3C	Machinery	SoilMoistureConservation	TCB	Ha	0.05741	1.2000	14.604	75.524	0.069	
							WasteWair	No	0.0500	2			0.100	
							Forestry	Ha	0.1525	0.3000			0.046	
							Horticulture	Ha	0.22634	0.1000			0.023	
	236	AralikattiManjulaKomNagaraja		72 4	Machinery	SoilMoistureConservation	TCB	Ha	0.05741	0.4000	14.604	75.524	0.023	
							WasteWair	No	0.0500	1			0.050	
							Forestry	Ha	0.1525	0.2000			0.031	
							Horticulture	Ha	0.22634	0.1000			0.023	
	237	Lakshamma		72 5	Machinery	SoilMoistureConservation	TCB	Ha	0.05741	0.9800	14.604	75.524	0.056	
							WasteWair	No	0.0500	2			0.100	
							Forestry	Ha	0.1525	0.3000			0.046	
							Horticulture	Ha	0.22634	0.1000			0.023	
	238	ShashikalaKotiahala		72 6	Machinery	SoilMoistureConservation	TCB	Ha	0.05741	0.4000	14.604	75.524	0.023	
							WasteWair	No	0.0500	1			0.050	
							Forestry	Ha	0.1525	0.3000			0.046	
							Horticulture	Ha	0.22634	0.1000			0.023	
	239	HadhimaniBasavaraja		72 7	Machinery	SoilMoistureConservation	TCB	Ha	0.05741	0.4000	14.604	75.524	0.023	
							WasteWair	No	0.0500	1			0.050	
							Forestry	Ha	0.1525	0.3000			0.046	
							Horticulture	Ha	0.22634	0.1000			0.023	
	240	BelakeriPakkirSab		73 1	Machinery	SoilMoistureConservation	TCB	Ha	0.05741	1.4200	14.604	75.524	0.082	
							WasteWair	No	0.0500	3			0.150	
							Forestry	Ha	0.1525	0.3000			0.046	
							Horticulture	Ha	0.22634	0.1000			0.023	
	241	BelakeriRajeSab		73 1a	Machinery	SoilMoistureConservation	TCB	Ha	0.05741	1.4200	14.604	75.524	0.082	
							WasteWair	No	0.0500	3			0.150	
							Forestry	Ha	0.1525	0.3000			0.046	
							Horticulture	Ha	0.22634	0.1000			0.023	
	242	KallimaniHathimSab		73 2	Machinery	SoilMoistureConservation	TCB	Ha	0.05741	1.5400	14.604	75.524	0.088	
							WasteWair	No	0.0500	2			0.100	
							Forestry	Ha	0.1525	0.6000			0.092	
							Horticulture	Ha	0.22634	0.1000			0.023	
	243	AngadiNilavaKomNagappa		73 3	Machinery	SoilMoistureConservation	TCB	Ha	0.05741	0.7400	14.604	75.524	0.042	
							WasteWair	No	0.0500	1			0.050	
							Forestry	Ha	0.1525	0.2000			0.031	
							Horticulture	Ha	0.22634	0.1000			0.023	
	244	AngadiShivappaBinBasavanneppa		73 4	Machinery	SoilMoistureConservation	TCB	Ha	0.05741	0.7600	14.604	75.524	0.044	
							WasteWair	No	0.0500	1			0.050	
							Forestry	Ha	0.1525	0.2000			0.031	
							Horticulture	Ha	0.22634	0.1000			0.023	
	245	BelakeriRajeSab		74 1a	Machinery	SoilMoistureConservation	TCB	Ha	0.05741	0.4500	14.604	75.524	0.026	
							WasteWair	No	0.0500	1			0.050	
							Forestry	Ha	0.1525	0.2000			0.031	
							Horticulture	Ha	0.22634	0.1000			0.023	

	246	KallimaniPakkirSab		74	263	Machinery	SoilMoistureConservation	TCB	Ha	0.05741	1.1600	14.604	75.524	0.067
								WasteWair	No	0.0500	2			0.100

VillageName	Farmer Code	FarmerName	Aadhar Card No	Survey Number	RateType(Manually /Machinery)	ActivityType(SoilMoistureConservationActivity/Water HarvestingActivity)	ActivityName	Unit	UnitCost(InLakhs.)	Proposed Quantity	Latitude(Deg-Min-Sec)	Longitude(Deg-Min-Sec)	TotalCost(InLacs)	Site Photo
							Forestry	Ha	0.1525	0.6000			0.092	
							Horticulture	Ha	0.22634	0.1000			0.023	
	247	KallimaniSharipSab		74	2a	Machinery	SoilMoistureConservation	TCB	0.05741	1.2000	14.604	75.524	0.069	
							WasteWair	No	0.0500	2			0.100	
							Forestry	Ha	0.1525	0.6000			0.092	
							Horticulture	Ha	0.22634	0.1000			0.023	
	248	YaligarNaeshaBinRudrappa		74	1A	Machinery	SoilMoistureConservation	TCB	0.05741	2.4700	14.604	75.524	0.142	
							WasteWair	No	0.0500	2			0.100	
							Forestry	Ha	0.1525	0.8000			0.122	
							Horticulture	Ha	0.22634	0.1000			0.023	
	249	KallimaniHathimSab		74	1B	Machinery	SoilMoistureConservation	TCB	0.05741	1.1300	14.604	75.524	0.065	
							WasteWair	No	0.0500	2			0.100	
							Forestry	Ha	0.1525	0.8000			0.122	
							Horticulture	Ha	0.22634	0.1000			0.023	
	250	KallimaniSharipSab		74	2A	Machinery	SoilMoistureConservation	TCB	0.05741	2.3700	14.604	75.524	0.136	
							WasteWair	No	0.0500	3			0.150	
							Forestry	Ha	0.1525	0.8000			0.122	
							Horticulture	Ha	0.22634	0.1000			0.023	
	251	KallimaniPakkiraSab		74	2a	Machinery	SoilMoistureConservation	TCB	0.05741	1.1600	14.604	75.524	0.067	
							WasteWair	No	0.0500	2			0.100	
							Forestry	Ha	0.1525	0.3000			0.046	
							Horticulture	Ha	0.22634	0.1000			0.023	
	252	BelakeriPakkirSab		74	3	Machinery	SoilMoistureConservation	TCB	0.05741	0.5200	14.604	75.524	0.030	
							WasteWair	No	0.0500	1			0.050	
							Forestry	Ha	0.1525	0.3000			0.046	
							Horticulture	Ha	0.22634	0.1000			0.023	
	253	SirigeriYushupSab		75	2a	Machinery	SoilMoistureConservation	TCB	0.05741	0.4400	14.604	75.524	0.025	
							WasteWair	No	0.0500	1			0.050	
							Forestry	Ha	0.1525	0.1000			0.015	
							Horticulture	Ha	0.22634	0.1000			0.023	
	254	SirigeriYushup		75	2a	Machinery	SoilMoistureConservation	TCB	0.05741	0.4300	14.604	75.524	0.025	
							WasteWair	No	0.0500	1			0.050	
							Forestry	Ha	0.1525	0.2000			0.031	
							Horticulture	Ha	0.22634	0.1000			0.023	
	255	SirigeriYusupSab		75	4a	Machinery	SoilMoistureConservation	TCB	0.05741	0.3500	14.604	75.524	0.020	
							WasteWair	No	0.0500	0			0.000	
							Forestry	Ha	0.1525	0.1000			0.015	
							Horticulture	Ha	0.22634	0.1000			0.023	
	256	SirigeriYusupSab		75	4a	Machinery	SoilMoistureConservation	TCB	0.05741	0.4600	14.604	75.524	0.026	
							WasteWair	No	0.0500	1			0.050	
							Forestry	Ha	0.1525	0.1000			0.015	

VillageName	Farmer Code	FarmerName	Aadhar Card No	Survey Number	RateType(Manually /Machinery)	ActivityType(SoilMoistureConservationActivity/Water HarvestingActivity)	ActivityName	Unit	UnitCost(InLakhs.)	Proposed Quantity	Latitude(Deg-Min-Sec)	Longitude(Deg-Min-Sec)	TotalCost(InLacs)	Site Photo
							Horticulture	Ha	0.22634	0.1000			0.023	
	257	SirigeriChamanSab		75 4#	Machinery	SoilMoistureConservation	TCB	Ha	0.05741	0.3200	14.604	75.524	0.018	
							WasteWair	No	0.0500	0			0.000	
							Forestry	Ha	0.1525	0.1000			0.015	
							Horticulture	Ha	0.22634	0.1000			0.023	
	258	SirigeriYusupSab		75 4#	Machinery	SoilMoistureConservation	TCB	Ha	0.05741	0.4700	14.604	75.524	0.027	
							WasteWair	No	0.0500	1			0.050	
							Forestry	Ha	0.1525	0.3000			0.046	
							Horticulture	Ha	0.22634	0.1000			0.023	
	259	SirigeriRajeSab		75 4#	Machinery	SoilMoistureConservation	TCB	Ha	0.05741	0.5300	14.604	75.524	0.030	
							WasteWair	No	0.0500	1			0.050	
							Forestry	Ha	0.1525	0.3000			0.046	
							Horticulture	Ha	0.22634	0.1000			0.023	
	260	SirigeriYusupSab		75 4#	Machinery	SoilMoistureConservation	TCB	Ha	0.05741	0.3300	14.604	75.524	0.019	
							WasteWair	No	0.0500	0			0.000	
							Forestry	Ha	0.1525	0.1000			0.015	
							Horticulture	Ha	0.22634	0.1000			0.023	
	261	SirigeriSannaRajaSab		75 1	Machinery	SoilMoistureConservation	TCB	Ha	0.05741	0.6000	14.604	75.524	0.034	
							WasteWair	No	0.0500	1			0.050	
							Forestry	Ha	0.1525	0.2000			0.031	
							Horticulture	Ha	0.22634	0.1000			0.023	
	262	SirigeriBadeSab		75 2	Machinery	SoilMoistureConservation	TCB	Ha	0.05741	0.8000	14.604	75.524	0.046	
							WasteWair	No	0.0500	1			0.050	
							Forestry	Ha	0.1525	0.3000			0.046	
							Horticulture	Ha	0.22634	0.1000			0.023	
	263	SirigeriShoukathali		75 2	Machinery	SoilMoistureConservation	TCB	Ha	0.05741	0.8100	14.604	75.524	0.047	
							WasteWair	No	0.0500	1			0.050	
							Forestry	Ha	0.1525	0.3000			0.046	
							Horticulture	Ha	0.22634	0.1000			0.023	
	264	SirigeriJamaSab		75 2#	Machinery	SoilMoistureConservation	TCB	Ha	0.05741	0.2900	14.604	75.524	0.017	
							WasteWair	No	0.0500	0			0.000	
							Forestry	Ha	0.1525	0.2000			0.031	
							Horticulture	Ha	0.22634	0.1000			0.023	
	265	SirigeriSharipSab		75 3	Machinery	SoilMoistureConservation	TCB	Ha	0.05741	1.4000	14.604	75.524	0.080	
							WasteWair	No	0.0500	2			0.100	
							Forestry	Ha	0.1525	0.3000			0.046	
							Horticulture	Ha	0.22634	0.1000			0.023	
	266	SirigeriMeharunaBiBinBabuSab		75 4	Machinery	SoilMoistureConservation	TCB	Ha	0.05741	0.4300	14.604	75.524	0.025	
							WasteWair	No	0.0500	1			0.050	
							Forestry	Ha	0.1525	0.2000			0.031	
							Horticulture	Ha	0.22634	0.1000			0.023	
	267	SirigeriDoddarajaSab		75 5	Machinery	SoilMoistureConservation	TCB	Ha	0.05741	0.6100	14.604	75.524	0.035	
							WasteWair	No	0.0500	1			0.050	
							Forestry	Ha	0.1525	0.2000			0.031	
							Horticulture	Ha	0.22634	0.1000			0.023	
	268	SirigeriRajiyaBiKomBabuSab		75 6	Machinery	SoilMoistureConservation	TCB	Ha	0.05741	0.4300	14.604	75.524	0.025	
							WasteWair	No	0.0500	1			0.050	
							Forestry	Ha	0.1525	0.2000			0.031	
							Horticulture	Ha	0.22634	0.1000			0.023	

VillageName	Farmer Code	FarmerName	Aadhar Card No	Survey Number	RateType(Manually /Machine ry)	ActivityType(SoilMoistureCo nservationActivity/Water HarvestingActivity)	ActivityName	Unit	UnitCost( nLakhs.)	Proposed Quantity	Latitude( Deg-Min- Sec)	Longitude (Deg-Min- Sec)	TotalCost( InLacs)	Site Photo
	269	SirigeriJamaSab		75	75	Machinery	SoilMoistureConservation	TCB	Ha	0.05741	1.5200	14.604	75.524	0.087
							WasteWair	No	0.0500	2				0.100
							Forestry	Ha	0.1525	0.3000				0.046
							Horticulture	Ha	0.22634	0.1000				0.023
	270	KademaniManjappa		76	3e9	Machinery	SoilMoistureConservation	TCB	Ha	0.05741	0.6300	14.604	75.524	0.036
							WasteWair	No	0.0500	1				0.050
							Forestry	Ha	0.1525	0.2000				0.031
							Horticulture	Ha	0.22634	0.1000				0.023
	271	BasavarajaTandeShivamurtheppaKademani		76	3e3	Machinery	SoilMoistureConservation	TCB	Ha	0.05741	0.7700	14.604	75.524	0.044
							WasteWair	No	0.0500	1				0.050
							Forestry	Ha	0.1525	0.3000				0.046
							Horticulture	Ha	0.22634	0.1000				0.023
	272	KademaniManjappa		76	6e3	Machinery	SoilMoistureConservation	TCB	Ha	0.05741	0.6200	14.604	75.524	0.036
							WasteWair	No	0.0500	1				0.050
							Forestry	Ha	0.1525	0.3000				0.046
							Horticulture	Ha	0.22634	0.1000				0.023
	273	KademaniNagappa		76	1	Machinery	SoilMoistureConservation	TCB	Ha	0.05741	1.0500	14.604	75.524	0.060
							WasteWair	No	0.0500	2				0.100
							Forestry	Ha	0.1525	0.3000				0.046
							Horticulture	Ha	0.22634	0.1000				0.023
	274	KademaniBasavaraja		76	2	Machinery	SoilMoistureConservation	TCB	Ha	0.05741	1.3600	14.604	75.524	0.078
							WasteWair	No	0.0500	3				0.150
							Forestry	Ha	0.1525	0.3000				0.046
							Horticulture	Ha	0.22634	0.1000				0.023
	275	KademaniBasavarajaBinShivappa		76	4	Machinery	SoilMoistureConservation	TCB	Ha	0.05741	0.4300	14.604	75.524	0.025
							WasteWair	No	0.0500	1				0.050
							Forestry	Ha	0.1525	0.2000				0.031
							Horticulture	Ha	0.22634	0.1000				0.023
	276	KademaniMaheshappaBinChandrashekarappa		76	5	Machinery	SoilMoistureConservation	TCB	Ha	0.05741	1.2200	14.604	75.524	0.070
							WasteWair	No	0.0500	3				0.150
							Forestry	Ha	0.1525	0.2000				0.031
							Horticulture	Ha	0.22634	0.1000				0.023
	277	BasavarajaTandeShivamurtheppaKademani		76	6A	Machinery	SoilMoistureConservation	TCB	Ha	0.05741	0.4000	14.604	75.524	0.023
							WasteWair	No	0.0500	1				0.050
							Forestry	Ha	0.1525	0.1000				0.015
							Horticulture	Ha	0.22634	0.1000				0.023
	278	KademaniChandrashekarBinShivappa		76	7	Machinery	SoilMoistureConservation	TCB	Ha	0.05741	0.4000	14.604	75.524	0.023
							WasteWair	No	0.0500	1				0.050
							Forestry	Ha	0.1525	0.1000				0.015
							Horticulture	Ha	0.22634	0.1000				0.023
	279	KademaniManjappaBinHanumanthappa		76	8	Machinery	SoilMoistureConservation	TCB	Ha	0.05741	0.4200	14.604	75.524	0.024
							WasteWair	No	0.0500	1				0.050
							Forestry	Ha	0.1525	0.1000				0.015
							Horticulture	Ha	0.22634	0.1000				0.023
	280	KademaniShashikala		76	9	Machinery	SoilMoistureConservation	TCB	Ha	0.05741	0.4300	14.604	75.524	0.025
							WasteWair	No	0.0500	1				0.050
							Forestry	Ha	0.1525	0.2000				0.031
							Horticulture	Ha	0.22634	0.1000				0.023
	281	RamappaTndeKariyappaBenakanakonda		77	2e9	Machinery	SoilMoistureConservation	TCB	Ha	0.05741	0.6800	14.604	75.524	0.039
							WasteWair	No	0.0500	1				0.050

VillageName	Farmer Code	FarmerName	Aadhar Card No	Survey Number	RateType(Manually /Machinery)	ActivityType(SoilMoistureConservationActivity/WaterHarvestingActivity)	ActivityName	Unit	UnitCost(InLakhs.)	Proposed Quantity	Latitude(Deg-Min-Sec)	Longitude(Deg-Min-Sec)	TotalCost(InLacs)	Site Photo
							Forestry	Ha	0.1525	0.2000				0.031
							Horticulture	Ha	0.22634	0.1000				0.023
	282	BevinalliRamappa		77	1	Machinery	SoilMoistureConservation	TCB	Ha	0.05741	0.9700	14.604	75.524	0.056
							WasteWair	No	0.0500	1				0.050
							Forestry	Ha	0.1525	0.3000				0.046
							Horticulture	Ha	0.22634	0.1000				0.023
	283	ShanthavvKomHaumanthappaBenakanakonda		77	10	Machinery	SoilMoistureConservation	TCB	Ha	0.05741	0.6800	14.604	75.524	0.039
							WasteWair	No	0.0500	1				0.050
							Forestry	Ha	0.1525	0.2000				0.031
							Horticulture	Ha	0.22634	0.1000				0.023
	284	BhimappaTandeKariyappaBenakanakonda		77	11	Machinery	SoilMoistureConservation	TCB	Ha	0.05741	0.6800	14.604	75.524	0.039
							WasteWair	No	0.0500	1				0.050
							Forestry	Ha	0.1525	0.2000				0.031
							Horticulture	Ha	0.22634	0.1000				0.023
	285	KakolShankarappa		77	20	Machinery	SoilMoistureConservation	TCB	Ha	0.05741	0.5900	14.604	75.524	0.034
							WasteWair	No	0.0500	1				0.050
							Forestry	Ha	0.1525	0.3000				0.046
							Horticulture	Ha	0.22634	0.1000				0.023
	286	BevinalliRamappaBinNingappa		77	3	Machinery	SoilMoistureConservation	TCB	Ha	0.05741	0.7900	14.604	75.524	0.045
							WasteWair	No	0.0500	1				0.050
							Forestry	Ha	0.1525	0.3000				0.046
							Horticulture	Ha	0.22634	0.1000				0.023
	287	KakolaGangammaKomNagappa		77	4	Machinery	SoilMoistureConservation	TCB	Ha	0.05741	0.5900	14.604	75.524	0.034
							WasteWair	No	0.0500	1				0.050
							Forestry	Ha	0.1525	0.3000				0.046
							Horticulture	Ha	0.22634	0.1000				0.023
	288	KakolaThirkavva		77	5	Machinery	SoilMoistureConservation	TCB	Ha	0.05741	0.1900	14.604	75.524	0.011
							WasteWair	No	0.0500	0				0.000
							Forestry	Ha	0.1525	0.1000				0.015
							Horticulture	Ha	0.22634	0.1000				0.023
	289	MahamadaliBadeSabAsundi		77	6	Machinery	SoilMoistureConservation	TCB	Ha	0.05741	0.6000	14.604	75.524	0.034
							WasteWair	No	0.0500	1				0.050
							Forestry	Ha	0.1525	0.3000				0.046
							Horticulture	Ha	0.22634	0.1000				0.023
	290	KakolaLakshmappa		77	7	Machinery	SoilMoistureConservation	TCB	Ha	0.05741	0.5900	14.604	75.524	0.034
							WasteWair	No	0.0500	1				0.050
							Forestry	Ha	0.1525	0.2000				0.031
							Horticulture	Ha	0.22634	0.1000				0.023
	291	Kakolayellavva		77	8	Machinery	SoilMoistureConservation	TCB	Ha	0.05741	0.2000	14.604	75.524	0.011
							WasteWair	No	0.0500	0				0.000
							Forestry	Ha	0.1525	0.1000				0.015
							Horticulture	Ha	0.22634	0.1000				0.023
	292	KakolaBasavanthappa		77	9	Machinery	SoilMoistureConservation	TCB	Ha	0.05741	0.5900	14.604	75.524	0.034
							WasteWair	No	0.0500	1				0.050
							Forestry	Ha	0.1525	0.1000				0.015
							Horticulture	Ha	0.22634	0.1000				0.023
	293	TeredallijamalSab		78	1	Machinery	SoilMoistureConservation	TCB	Ha	0.05741	0.7100	14.604	75.524	0.041
							WasteWair	No	0.0500	1				0.050

VillageName	Farmer Code	FarmerName	Aadhar Card No	Survey Number	RateType(Manually/Machinery)	ActivityType(SoilMoistureConservationActivity/WaterHarvestingActivity)	ActivityName	Unit	UnitCost(InLakhs.)	Proposed Quantity	Latitude(Deg-Min-Sec)	Longitude(Deg-Min-Sec)	TotalCost(InLacs)	Site Photo
							Forestry	Ha	0.1525	0.1000			0.015	
							Horticulture	Ha	0.22634	0.1000			0.023	
	294	TeredalliGousSab		78	2	Machinery	SoilMoistureConservation	TCB	Ha	0.05741	0.7100	14.604	75.524	0.041
							WasteWair	No	0.0500	1				0.050
							FarmPond	No	1.04	1				1.040
							Forestry	Ha	0.1525	0.0000				0.000
	295	TeredalliMunirSab		78	3		Horticulture	Ha	0.22634	0.1000				0.023
						Machinery	SoilMoistureConservation	TCB	Ha	0.05741	0.0000	14.604	75.524	0.000
							WasteWair	No	0.0500	3				0.150
							Forestry	Ha	0.1525	0.0000				0.000
	296	PatanHusenSab		78	4		Horticulture	Ha	0.22634	0.1000				0.023
						Machinery	SoilMoistureConservation	TCB	Ha	0.05741	0.0000	14.604	75.524	0.000
							WasteWair	No	0.0500	3				0.150
							Forestry	Ha	0.1525	0.0000				0.000
	297	HulmaniRudrappa		78	5		Horticulture	Ha	0.22634	0.1000				0.023
						Machinery	SoilMoistureConservation	TCB	Ha	0.05741	0.0000	14.604	75.524	0.000
							WasteWair	No	0.0500	1				0.050
							Forestry	Ha	0.1525	0.3000				0.046
							Horticulture	Ha	0.22634	0.1000				0.023
	298	PatilManjanagouda		78	6	Machinery	SoilMoistureConservation	TCB	Ha	0.05741	0.8000	14.604	75.524	0.046
							WasteWair	No	0.0500	2				0.100
							Forestry	Ha	0.1525	0.3000				0.046
							Horticulture	Ha	0.22634	0.1000				0.023
	299	AmbliChinnappaBinRamappa		79	2a	Machinery	SoilMoistureConservation	TCB	Ha	0.05741	0.5200	14.604	75.524	0.030
							WasteWair	No	0.0500	1				0.050
							Forestry	Ha	0.1525	0.2000				0.031
							Horticulture	Ha	0.22634	0.1000				0.023
	300	AmbliLaksmappaBinHonnappa		79	2b	Machinery	SoilMoistureConservation	TCB	Ha	0.05741	0.3500	14.604	75.524	0.020
							WasteWair	No	0.0500	0				0.000
							WaterHarvestingStructure	FarmPond	No	1.04	1			1.040
							LRRS	No	2.5	0				0.000
	301	AmbliLalithavvKomBidadeppa		79	2c		Forestry	Ha	0.1525	0.0000				0.000
							Horticulture	Ha	0.22634	0.1000				0.023
						Machinery	SoilMoistureConservation	TCB	Ha	0.05741	0.0000	14.604	75.524	0.000
							WasteWair	No	0.0500	0				0.000
	302	KalasanagoudarKarbasappa		79	1		Forestry	Ha	0.1525	0.0000				0.000
							Horticulture	Ha	0.22634	0.1000				0.023
						Machinery	SoilMoistureConservation	TCB	Ha	0.05741	0.0000	14.604	75.524	0.000
							WasteWair	No	0.0500	0				0.000
	303	HediyalaThirkappaHonnappa		79	3		Forestry	Ha	0.1525	0.0000				0.000
							Horticulture	Ha	0.22634	0.1000				0.023
						Machinery	SoilMoistureConservation	TCB	Ha	0.05741	0.0000	14.604	75.524	0.000
							WasteWair	No	0.0500	1				0.050
							Forestry	Ha	0.1525	0.1000				0.015
							Horticulture	Ha	0.22634	0.1000				0.023
	304	AmbliHanumavvaKomShivappa		79	4	Machinery	SoilMoistureConservation	TCB	Ha	0.05741	0.4700	14.604	75.524	0.027
							WasteWair	No	0.0500	1				0.050
							Forestry	Ha	0.1525	0.3000				0.046



VillageName	Farmer Code	FarmerName	Aadhar Card No	Survey Number	RateType(Manually/Machinery)	ActivityType(SoilMoistureConservationActivity/WaterHarvestingActivity)	ActivityName	Unit	UnitCost(InLakhs.)	Proposed Quantity	Latitude(Deg-Min-Sec)	Longitude(Deg-Min-Sec)	TotalCost(InLacs)	Site Photo
							Horticulture	Ha	0.22634	0.1000			0.023	
	305	AmbliMahadevappa		79	5	Machinery	SoilMoistureConservation	TCB	Ha	0.05741	0.4200	14.604	75.524	0.024
							WasteWair	No	0.0500	1				0.050
							Forestry	Ha	0.1525	0.3000				0.046
							Horticulture	Ha	0.22634	0.1000				0.023
	306	AmbliHanumavvaKomShivappa		79	6	Machinery	SoilMoistureConservation	TCB	Ha	0.05741	0.3500	14.604	75.524	0.020
							WasteWair	No	0.0500	0				0.000
							Forestry	Ha	0.1525	0.1000				0.015
							Horticulture	Ha	0.22634	0.1000				0.023
	307	AmbliMahadevappa		79	7	Machinery	SoilMoistureConservation	TCB	Ha	0.05741	0.4000	14.604	75.524	0.023
							WasteWair	No	0.0500	0				0.000
							Forestry	Ha	0.1525	0.3000				0.046
							Horticulture	Ha	0.22634	0.1000				0.023
	308	AmbliBasammaKomBharamappa		79	8	Machinery	SoilMoistureConservation	TCB	Ha	0.05741	0.4000	14.604	75.524	0.023
							WasteWair	No	0.0500	0				0.000
							Forestry	Ha	0.1525	0.3000				0.046
							Horticulture	Ha	0.22634	0.1000				0.023
	309	DyamangoudarGuddanagouda		80	1e	Machinery	SoilMoistureConservation	TCB	Ha	0.05741	1.0100	14.604	75.524	0.058
							WasteWair	No	0.0500	2				0.100
							Forestry	Ha	0.1525	0.3000				0.046
							Horticulture	Ha	0.22634	0.1000				0.023
	310	DyamanagodarSomanagouda		80	1e	Machinery	SoilMoistureConservation	TCB	Ha	0.05741	1.0100	14.604	75.524	0.058
							WasteWair	No	0.0500	2				0.100
							Forestry	Ha	0.1525	0.3000				0.046
							Horticulture	Ha	0.22634	0.1000				0.023
	311	BelakeriGuddanagouda		80	1e	Machinery	SoilMoistureConservation	TCB	Ha	0.05741	0.6900	14.604	75.524	0.040
							WasteWair	No	0.0500	1				0.050
							Forestry	Ha	0.1525	0.3000				0.046
							Horticulture	Ha	0.22634	0.1000				0.023
	312	SomanagoudaBelakeri		80	2e	Machinery	SoilMoistureConservation	TCB	Ha	0.05741	1.3000	14.604	75.524	0.075
							WasteWair	No	0.0500	2				0.100
							Forestry	Ha	0.1525	0.6000				0.092
							Horticulture	Ha	0.22634	0.1000				0.023
	313	BelakeriBasanagouda		80	3e	Machinery	SoilMoistureConservation	TCB	Ha	0.05741	0.8000	14.604	75.524	0.046
							WasteWair	No	0.0500	2				0.100
							Forestry	Ha	0.1525	0.6000				0.092
							Horticulture	Ha	0.22634	0.1000				0.023
	314	BelakeriKamalavvaKomThirakanagouda		80	3e	Machinery	SoilMoistureConservation	TCB	Ha	0.05741	0.4000	14.604	75.524	0.023
							WasteWair	No	0.0500	1				0.050
							Forestry	Ha	0.1525	0.3000				0.046
							Horticulture	Ha	0.22634	0.1000				0.023
	315	BelakeirSharadaKomMallanagouda		80	3e	Machinery	SoilMoistureConservation	TCB	Ha	0.05741	0.4000	14.604	75.524	0.023
							WasteWair	No	0.0500	1				0.050
							Forestry	Ha	0.1525	0.3000				0.046
							Horticulture	Ha	0.22634	0.1000				0.023
	316	DyamanagodarSomanagouda		80	1e	Machinery	SoilMoistureConservation	TCB	Ha	0.05741	1.0100	14.604	75.524	0.058
							WasteWair	No	0.0500	2				0.100
							Forestry	Ha	0.1525	0.3000				0.046
							Horticulture	Ha	0.22634	0.1000				0.023
	317	GouravvaBelakeri		80	1e	Machinery	SoilMoistureConservation	TCB	Ha	0.05741	1.2700	14.604	75.524	0.073
							WasteWair	No	0.0500	2				0.100
							Forestry	Ha	0.1525	0.3000				0.046
							Horticulture	Ha	0.22634	0.1000				0.023
	318	BelakeriRavanashiddappa		80	2A	Machinery	SoilMoistureConservation	TCB	Ha	0.05741	1.7300	14.604	75.524	0.099
							WasteWair	No	0.0500	2				0.100
							Forestry	Ha	0.1525	0.8000				0.122

							Horticulture	Ha	0.22634	0.1000			0.023
319	RathanvvaUrphMukavvaTandeChannavasappBelakeri	80	2B	Machinery	SoilMoistureConservation	TCB	Ha	0.05741	1.3200	14.604	75.524	0.076	

VillageName	Farmer Code	FarmerName	Aadhar Card No	Survey Number	RateType(Manually /Machine ry)	ActivityType(SoilMoistureCo nsertationActivity/Water HarvestingActivity)	ActivityName	Unit	UnitCost( l nLakhs.)	Proposed Quantity	Latitude( Deg-Min- Sec)	Longitude (Deg-Min- Sec)	TotalCost( InLacs)	Site Photo	
							WasteWair	No	0.0500	2			0.100		
							Forestry	Ha	0.1525	0.3000			0.046		
							Horticulture	Ha	0.22634	0.1000			0.023		
	320	BelakeriKamalavvaKomThirakanagouda		80	4	Machinery	SoilMoistureConservation	TCB	Ha	0.05741	0.6400	14.604	75.524	0.037	
							WasteWair	No	0.0500	1			0.050		
							Forestry	Ha	0.1525	0.2000			0.031		
							Horticulture	Ha	0.22634	0.1000			0.023		
	321	BelakeriManjanagouda		80	7	Machinery	SoilMoistureConservation	TCB	Ha	0.05741	0.6900	14.604	75.524	0.040	
							WasteWair	No	0.0500	1			0.050		
							Forestry	Ha	0.1525	0.3000			0.046		
							Horticulture	Ha	0.22634	0.1000			0.023		
	322	GanadavaraJubedha		81	1#	Machinery	SoilMoistureConservation	TCB	Ha	0.05741	0.3600	14.604	75.524	0.021	
							WasteWair	No	0.0500	0			0.000		
							Forestry	Ha	0.1525	0.1000			0.015		
							Horticulture	Ha	0.22634	0.1000			0.023		
	323	SirigeriNajirBi		81	1#	Machinery	SoilMoistureConservation	TCB	Ha	0.05741	0.3600	14.604	75.524	0.021	
							WasteWair	No	0.0500	0			0.000		
							Forestry	Ha	0.1525	0.1000			0.015		
							Horticulture	Ha	0.22634	0.1000			0.023		
	324	SirigeriChamanSabBinMahabubSab		81	1#	Machinery	SoilMoistureConservation	TCB	Ha	0.05741	0.3500	14.604	75.524	0.020	
							WasteWair	No	0.0500	0			0.000		
							Forestry	Ha	0.1525	0.1000			0.015		
							Horticulture	Ha	0.22634	0.1000			0.023		
	325	IbrahimSabDoddarajaSabSirigeri		81	1#	Machinery	SoilMoistureConservation	TCB	Ha	0.05741	0.6200	14.604	75.524	0.036	
							WasteWair	No	0.0500	1			0.050		
							Forestry	Ha	0.1525	0.2000			0.031		
							Horticulture	Ha	0.22634	0.1000			0.023		
	326	ThipuSabSirigeri		81	1#	Machinery	SoilMoistureConservation	TCB	Ha	0.05741	0.4100	14.604	75.524	0.024	
							WasteWair	No	0.0500	1			0.050		
							Forestry	Ha	0.1525	0.1000			0.015		
							Horticulture	Ha	0.22634	0.1000			0.023		
	327	SirigeriNajarSab		81	1#	Machinery	SoilMoistureConservation	TCB	Ha	0.05741	0.4200	14.604	75.524	0.024	
							WasteWair	No	0.0500	1			0.050		
							Forestry	Ha	0.1525	0.1000			0.015		
							Horticulture	Ha	0.22634	0.1000			0.023		
	328	SirigeriChamanSabBinMahabubSab		81	1#	Machinery	SoilMoistureConservation	TCB	Ha	0.05741	0.4100	14.604	75.524	0.024	
							WasteWair	No	0.0500	1			0.050		
							Forestry	Ha	0.1525	0.1000			0.015		
							Horticulture	Ha	0.22634	0.1000			0.023		
	329	KallimaniDadhampir		81	1#	Machinery	SoilMoistureConservation	TCB	Ha	0.05741	0.6700	14.604	75.524	0.038	
							WasteWair	No	0.0500	1			0.050		
							WaterHarvestingStructure	FarmPond	No	1.04	1			1.040	
							Forestry	Ha	0.1525	0.0000			0.000		
	330	SirigeriSharipSab		81	1A	Machinery	SoilMoistureConservation	TCB	Ha	0.05741	0.0000	14.604	75.524	0.000	
							WasteWair	No	0.0500	2			0.100		
							WaterHarvestingStructure	FarmPond	No	1.04	1			1.040	
							Forestry	Ha	0.1525	0.0000			0.000		
							Horticulture	Ha	0.22634	0.1000			0.023		
							Machinery	SoilMoistureConservation	TCB	Ha	0.05741	0.0000	14.604	75.524	0.000
							WasteWair	No	0.0500	0			0.000		
	332	AbalurBasavva		81	2	Machinery	SoilMoistureConservation	TCB	Ha	0.05741	0.0000	14.604	75.524	0.000	
							Forestry	Ha	0.1525	0.0000			0.000		
							Horticulture	Ha	0.22634	0.1000			0.023		
							WasteWair	No	0.0500	1			0.050		
							Forestry	Ha	0.1525	0.0000			0.000		

	333	MallanagoudarvanajakshiKomRamanagouda		82	1+2A			Horticulture	Ha	0.22634	0.1000			0.023	
						Machinery	SoilMoistureConservation	TCB	Ha	0.05741	0.0000	14.604	75.524	0.000	

VillageName	Farmer Code	FarmerName	Aadhar Card No	Survey Number	RateType(Manually /Machine ry)	ActivityType(SoilMoistureCo nservervationActivity/Water HarvestingActivity)	ActivityName	Unit	UnitCost( l nLakhs.)	Proposed Quantity	Latitude( Deg-Min- Sec)	Longitude (Deg-Min- Sec)	TotalCost( InLacs)	Site Photo
							WasteWair	No	0.0500	1			0.050	
							Forestry	Ha	0.1525	0.8000			0.122	
							Horticulture	Ha	0.22634	0.1000			0.023	
	334	MallanagoudaPakkiragouda		82	2	Machinery	SoilMoistureConservation	TCB	Ha	0.05741	0.6300	14.604	75.524	0.036
							WasteWair	No	0.0500	1			0.050	
							Forestry	Ha	0.1525	0.3000			0.046	
							Horticulture	Ha	0.22634	0.1000			0.023	
	335	MallanagoudaChikkanagouda		82	3	Machinery	SoilMoistureConservation	TCB	Ha	0.05741	1.8000	14.604	75.524	0.103
							WasteWair	No	0.0500	3			0.150	
							Forestry	Ha	0.1525	0.6000			0.092	
							Horticulture	Ha	0.22634	0.1000			0.023	
	336	MallanagodarManjanagoudaBinRudaragouda		82	4	Machinery	SoilMoistureConservation	TCB	Ha	0.05741	1.7100	14.604	75.524	0.098
							WasteWair	No	0.0500	2			0.100	
							Forestry	Ha	0.1525	0.8000			0.122	
							Horticulture	Ha	0.22634	0.1000			0.023	
	337	MallanagodarHalaganagoudaBinSannagouda		82	5	Machinery	SoilMoistureConservation	TCB	Ha	0.05741	0.6300	14.604	75.524	0.036
							WasteWair	No	0.0500	1			0.050	
							Forestry	Ha	0.1525	0.2000			0.031	
							Horticulture	Ha	0.22634	0.1000			0.023	
	338	MallanagodarNialanagodaBinSannagouda		82	6	Machinery	SoilMoistureConservation	TCB	Ha	0.05741	0.6300	14.604	75.524	0.036
							WasteWair	No	0.0500	1			0.050	
							Forestry	Ha	0.1525	0.2000			0.031	
							Horticulture	Ha	0.22634	0.1000			0.023	
	339	BevinalliLokappa		83	1	Machinery	SoilMoistureConservation	TCB	Ha	0.05741	0.6100	14.604	75.524	0.035
							WasteWair	No	0.0500	1			0.050	
							Forestry	Ha	0.1525	0.2000			0.031	
							Horticulture	Ha	0.22634	0.1000			0.023	
	340	BevinalliKenchappa		83	1	Machinery	SoilMoistureConservation	TCB	Ha	0.05741	0.4200	14.604	75.524	0.024
							WasteWair	No	0.0500	1			0.050	
							Forestry	Ha	0.1525	0.2000			0.031	
							Horticulture	Ha	0.22634	0.1000			0.023	
	341	BevinalliRaghavaendara		83	1	Machinery	SoilMoistureConservation	TCB	Ha	0.05741	0.5100	14.604	75.524	0.029
							WasteWair	No	0.0500	1			0.050	
							Forestry	Ha	0.1525	0.2000			0.031	
							Horticulture	Ha	0.22634	0.1000			0.023	
	342	BevinalliPakkiravva		83	2	Machinery	SoilMoistureConservation	TCB	Ha	0.05741	0.7500	14.604	75.524	0.043
							WasteWair	No	0.0500	1			0.050	
							Forestry	Ha	0.1525	0.2000			0.031	
							Horticulture	Ha	0.22634	0.1000			0.023	
	343	BevinalliRaghavendara		83	3	Machinery	SoilMoistureConservation	TCB	Ha	0.05741	0.7200	14.604	75.524	0.041
							WasteWair	No	0.0500	1			0.050	
							Forestry	Ha	0.1525	0.2000			0.031	
							Horticulture	Ha	0.22634	0.1000			0.023	
	344	bevinalliKenchappa		83	4	Machinery	SoilMoistureConservation	TCB	Ha	0.05741	2.2400	14.604	75.524	0.129
							WasteWair	No	0.0500	3			0.150	
							Forestry	Ha	0.1525	0.8000			0.122	
							Horticulture	Ha	0.22634	0.1000			0.023	
	345	BevinalliVasantha		83	5	Machinery	SoilMoistureConservation	TCB	Ha	0.05741	0.7500	14.604	75.524	0.043
							WasteWair	No	0.0500	1			0.050	
							Forestry	Ha	0.1525	0.3000			0.046	
							Horticulture	Ha	0.22634	0.1000			0.023	
	346	BevinalliBasavaraja		83	6	Machinery	SoilMoistureConservation	TCB	Ha	0.05741	0.6200	14.604	75.524	0.036
							WasteWair	No	0.0500	1			0.050	
							Forestry	Ha	0.1525	0.2000			0.031	
							Horticulture	Ha	0.22634	0.1000			0.023	
	347	HulmaniKotteppaBinbasavalingappa		84	2	Machinery	SoilMoistureConservation	TCB	Ha	0.05741	0.5000	14.604	75.524	0.029

								WasteWair	No	0.0500	1			0.050	
								Forestry	Ha	0.1525	0.2000			0.031	

VillageName	Farmer Code	FarmerName	Aadhar Card No	Survey Number	RateType(Manually/Machinery)	ActivityType(SoilMoistureConservationActivity/WaterHarvestingActivity)	ActivityName	Unit	UnitCost(InLakhs.)	Proposed Quantity	Latitude(Deg-Min-Sec)	Longitude(Deg-Min-Sec)	TotalCost(InLacs)	Site Photo
							Horticulture	Ha	0.22634	0.1000			0.023	
	348	BhimanayakarDyamavva		84	223	Machinery	SoilMoistureConservation	TCB	Ha	0.05741	0.5000	14.604	75.524	0.029
							WasteWair	No	0.0500	1				0.050
							Forestry	Ha	0.1525	0.2000				0.031
							Horticulture	Ha	0.22634	0.1000				0.023
	349	HulmaniBasavaraja		84	4+5+6	Machinery	SoilMoistureConservation	TCB	Ha	0.05741	0.8000	14.604	75.524	0.046
							WasteWair	No	0.0500	1				0.050
							Forestry	Ha	0.1525	0.2000				0.031
							Horticulture	Ha	0.22634	0.1000				0.023
	350	HulmaniSushilaKomLokappa		84	4+5+6	Machinery	SoilMoistureConservation	TCB	Ha	0.05741	0.8500	14.604	75.524	0.049
							WasteWair	No	0.0500	2				0.100
							Forestry	Ha	0.1525	0.2000				0.031
							Horticulture	Ha	0.22634	0.1000				0.023
	351	HediyalaYallavaKomSannahonnappa		84	4+5+62	Machinery	SoilMoistureConservation	TCB	Ha	0.05741	0.3600	14.604	75.524	0.021
							WasteWair	No	0.0500	0				0.000
							Forestry	Ha	0.1525	0.3000				0.046
							Horticulture	Ha	0.22634	0.1000				0.023
	352	BasanagoudaBelakeri		84	1	Machinery	SoilMoistureConservation	TCB	Ha	0.05741	1.2800	14.604	75.524	0.073
							WasteWair	No	0.0500	1				0.050
							Forestry	Ha	0.1525	0.2000				0.031
							Horticulture	Ha	0.22634	0.1000				0.023
	353	HulmaniKotteppaBinBasavalingappa		84	3	Machinery	SoilMoistureConservation	TCB	Ha	0.05741	1.2500	14.604	75.524	0.072
							WasteWair	No	0.0500	3				0.150
							Forestry	Ha	0.1525	0.2000				0.031
							Horticulture	Ha	0.22634	0.1000				0.023
	354	HediyalaHanumanthappaBkinKariyappa		84	7	Machinery	SoilMoistureConservation	TCB	Ha	0.05741	0.3600	14.604	75.524	0.021
							WasteWair	No	0.0500	0				0.000
							Forestry	Ha	0.1525	0.3000				0.046
							Horticulture	Ha	0.22634	0.1000				0.023
	355	HediyalaDoddahonnappaBinKariyappa		84	8	Machinery	SoilMoistureConservation	TCB	Ha	0.05741	0.3500	14.604	75.524	0.020
							WasteWair	No	0.0500	0				0.000
							Forestry	Ha	0.1525	0.3000				0.046
							Horticulture	Ha	0.22634	0.1000				0.023
	356	BhimanayakarGovindappa		85	129	Machinery	SoilMoistureConservation	TCB	Ha	0.05741	0.6500	14.604	75.524	0.037
							WasteWair	No	0.0500	1				0.050
							Forestry	Ha	0.1525	0.3000				0.046
							Horticulture	Ha	0.22634	0.1000				0.023
	357	BhimanayakarDyamavva		85	123	Machinery	SoilMoistureConservation	TCB	Ha	0.05741	0.5700	14.604	75.524	0.033
							WasteWair	No	0.0500	1				0.050
							Forestry	Ha	0.1525	0.2000				0.031
							Horticulture	Ha	0.22634	0.1000				0.023
	358	BasanagoudaBelakeri		85	2	Machinery	SoilMoistureConservation	TCB	Ha	0.05741	0.5000	14.604	75.524	0.029
							WasteWair	No	0.0500	1				0.050
							Forestry	Ha	0.1525	0.1000				0.015
							Horticulture	Ha	0.22634	0.1000				0.023
	359	SomanagoudaBelakeri		85	2	Machinery	SoilMoistureConservation	TCB	Ha	0.05741	0.4900	14.604	75.524	0.028
							WasteWair	No	0.0500	1				0.050
							Forestry	Ha	0.1525	0.1000				0.015
							Horticulture	Ha	0.22634	0.1000				0.023
	360	ThalavaraUrphMalagimaniMariyappaTandeBhimappa		85	3	Machinery	SoilMoistureConservation	TCB	Ha	0.05741	0.8500	14.604	75.524	0.049
							WasteWair	No	0.0500	2				0.100
							Forestry	Ha	0.1525	0.3000				0.046
							Horticulture	Ha	0.22634	0.1000				0.023
	361	BhimanayakarPakkirappaBinGulappa		85	3	Machinery	SoilMoistureConservation	TCB	Ha	0.05741	1.3300	14.604	75.524	0.076
							WasteWair	No	0.0500	2				0.100
							Forestry	Ha	0.1525	0.6000				0.092

							Horticulture	Ha	0.22634	0.1000			0.023
	362	TalavaraUrphMalagimaniMariyappaTandeBhimappa	85	4	Machinery	SoilMoistureConservation	TCB	Ha	0.05741	0.7100	14.604	75.524	0.041



VillageName	Farmer Code	FarmerName	Aadhar Card No	Survey Number	RateType(Manually /Machine ry)	ActivityType(SoilMoistureCo nservationActivity/Water HarvestingActivity)	ActivityName	Unit	UnitCost( nLakhs.)	Proposed Quantity	Latitude( Deg-Min- Sec)	Longitude (Deg-Min- Sec)	TotalCost( InLacs)	Site Photo
							WasteWair	No	0.0500	1			0.050	
							Forestry	Ha	0.1525	0.3000			0.046	
							Horticulture	Ha	0.22634	0.1000			0.023	
	363	SiddammanavarBasappaBinHanumappa		85	5	Machinery	SoilMoistureConservation	TCB	Ha	0.05741	0.1200	14.604	75.524	0.007
							WasteWair	No	0.0500	0			0.000	
							Forestry	Ha	0.1525	0.1000			0.015	
							Horticulture	Ha	0.22634	0.1000			0.023	
	364	SannalingammanavarMurigeppaBinBasavaraja		85	6	Machinery	SoilMoistureConservation	TCB	Ha	0.05741	0.1200	14.604	75.524	0.007
							WasteWair	No	0.0500	0			0.000	
							Forestry	Ha	0.1525	0.1000			0.015	
							Horticulture	Ha	0.22634	0.1000			0.023	
	365	SiddammanavarBasappaBinHanumappa		85	7	Machinery	SoilMoistureConservation	TCB	Ha	0.05741	0.5900	14.604	75.524	0.034
							WasteWair	No	0.0500	1			0.050	
							Forestry	Ha	0.1525	0.3000			0.046	
							Horticulture	Ha	0.22634	0.1000			0.023	
	366	SannalingammanavarNilagiriappaBinBasavaraja		85	8	Machinery	SoilMoistureConservation	TCB	Ha	0.05741	0.5900	14.604	75.524	0.034
							WasteWair	No	0.0500	1			0.050	
							Forestry	Ha	0.1525	0.3000			0.046	
							Horticulture	Ha	0.22634	0.1000			0.023	
	367	SiddammanavarBasappaBinMailappa		85	9	Machinery	SoilMoistureConservation	TCB	Ha	0.05741	0.5500	14.604	75.524	0.032
							WasteWair	No	0.0500	1			0.050	
							Forestry	Ha	0.1525	0.2000			0.031	
							Horticulture	Ha	0.22634	0.1000			0.023	
	368	SiddammanavarMariyappa		85	9	Machinery	SoilMoistureConservation	TCB	Ha	0.05741	0.8600	14.604	75.524	0.049
							WasteWair	No	0.0500	1			0.050	
							Forestry	Ha	0.1525	0.6000			0.092	
							Horticulture	Ha	0.22634	0.1000			0.023	
	369	BalannanavarShanthavva		86	10	Machinery	SoilMoistureConservation	TCB	Ha	0.05741	1.1500	14.604	75.524	0.066
							WasteWair	No	0.0500	1			0.050	
							Forestry	Ha	0.1525	1.0000			0.153	
							Horticulture	Ha	0.22634	0.1000			0.023	
	370	MattimaniHanumappa		86	10	Machinery	SoilMoistureConservation	TCB	Ha	0.05741	0.6000	14.604	75.524	0.034
							WasteWair	No	0.0500	1			0.050	
							Forestry	Ha	0.1525	0.3000			0.046	
							Horticulture	Ha	0.22634	0.1000			0.023	
	371	MattimaniBasavaraja		86	11	Machinery	SoilMoistureConservation	TCB	Ha	0.05741	0.5800	14.604	75.524	0.033
							WasteWair	No	0.0500	1			0.050	
							Forestry	Ha	0.1525	0.2000			0.031	
							Horticulture	Ha	0.22634	0.1000			0.023	
	372	SiddammanavarManjappa		86	2	Machinery	SoilMoistureConservation	TCB	Ha	0.05741	0.5600	14.604	75.524	0.032
							WasteWair	No	0.0500	1			0.050	
							Forestry	Ha	0.1525	0.2000			0.031	
							Horticulture	Ha	0.22634	0.1000			0.023	
	373	SiddammanavarHonnava		86	3	Machinery	SoilMoistureConservation	TCB	Ha	0.05741	0.9100	14.604	75.524	0.052
							WasteWair	No	0.0500	1			0.050	
							Forestry	Ha	0.1525	0.3000			0.046	
							Horticulture	Ha	0.22634	0.1000			0.023	
	374	SiddammanavarHonnava		86	3	Machinery	SoilMoistureConservation	TCB	Ha	0.05741	0.9100	14.604	75.524	0.052
							WasteWair	No	0.0500	1			0.050	
							Forestry	Ha	0.1525	0.3000			0.046	
							Horticulture	Ha	0.22634	0.1000			0.023	
	375	BanakaraRadhaKomHanumappa		86	4	Machinery	SoilMoistureConservation	TCB	Ha	0.05741	0.3600	14.604	75.524	0.021
							WasteWair	No	0.0500	0			0.000	
							Forestry	Ha	0.1525	0.1000			0.015	
							Horticulture	Ha	0.22634	0.1000			0.023	
	376	SiddammanavarBasappaBinHanumappa		86	5	Machinery	SoilMoistureConservation	TCB	Ha	0.05741	0.3000	14.604	75.524	0.017

								WasteWair	No	0.0500	0			0.000
								Forestry	Ha	0.1525	0.1000			0.015

VillageName	Farmer Code	FarmerName	Aadhar Card No	Survey Number	RateType(Manually/Machinery)	ActivityType(SoilMoistureConservationActivity/WaterHarvestingActivity)	ActivityName	Unit	UnitCost(InLakhs.)	Proposed Quantity	Latitude(Deg-Min-Sec)	Longitude(Deg-Min-Sec)	TotalCost(InLacs)	Site Photo
	377	HadiyalaYallavva		86	7	Machinery	SoilMoistureConservation	Horticulture	Ha	0.22634	0.1000		0.023	
								TCB	Ha	0.05741	0.4000	14.604	75.524	0.023
								WasteWair	No	0.0500	1			0.050
								Forestry	Ha	0.1525	0.2000			0.031
								Horticulture	Ha	0.22634	0.1000			0.023
	378	HalluraGouravva		86	7	Machinery	SoilMoistureConservation	TCB	Ha	0.05741	1.7400	14.604	75.524	0.100
								WasteWair	No	0.0500	3			0.150
								Forestry	Ha	0.1525	0.2000			0.031
								Horticulture	Ha	0.22634	0.1000			0.023
	379	MattimaniSubhashappa		86	8	Machinery	SoilMoistureConservation	TCB	Ha	0.05741	0.5800	14.604	75.524	0.033
								WasteWair	No	0.0500	1			0.050
								Forestry	Ha	0.1525	0.2000			0.031
								Horticulture	Ha	0.22634	0.1000			0.023
	380	BuddammanavarKhadarSabBinHonnurSab		86	9	Machinery	SoilMoistureConservation	TCB	Ha	0.05741	1.9700	14.604	75.524	0.113
								WasteWair	No	0.0500	3			0.150
								Forestry	Ha	0.1525	0.6000			0.092
								Horticulture	Ha	0.22634	0.1000			0.023
	381	KalasanagoudaChandrappa		87	1e9	Machinery	SoilMoistureConservation	TCB	Ha	0.05741	0.4100	14.604	75.524	0.024
								WasteWair	No	0.0500	1			0.050
								Forestry	Ha	0.1525	0.1000			0.015
								Horticulture	Ha	0.22634	0.1000			0.023
	382	HullamaniRevanappa		87	1e9	Machinery	SoilMoistureConservation	TCB	Ha	0.05741	1.5900	14.604	75.524	0.091
								WasteWair	No	0.0500	2			0.100
								Forestry	Ha	0.1525	0.3000			0.046
								Horticulture	Ha	0.22634	0.1000			0.023
	383	GauravaBelakeri		87	2a3	Machinery	SoilMoistureConservation	TCB	Ha	0.05741	1.6000	14.604	75.524	0.092
								WasteWair	No	0.0500	2			0.100
								Forestry	Ha	0.1525	0.6000			0.092
								Horticulture	Ha	0.22634	0.1000			0.023
	384	KalasanagoudarShivappa		87	1e9	Machinery	SoilMoistureConservation	TCB	Ha	0.05741	0.4000	14.604	75.524	0.023
								WasteWair	No	0.0500	1			0.050
								Forestry	Ha	0.1525	0.1000			0.015
								Horticulture	Ha	0.22634	0.1000			0.023
	385	KalagoudarShivappa		87	1e9	Machinery	SoilMoistureConservation	TCB	Ha	0.05741	0.5300	14.604	75.524	0.030
								WasteWair	No	0.0500	1			0.050
								Forestry	Ha	0.1525	1.0000			0.153
								Horticulture	Ha	0.22634	0.1000			0.023
	386	KalagoudargaurammaKomGuddappa		87	1e9	Machinery	SoilMoistureConservation	TCB	Ha	0.05741	0.4200	14.604	75.524	0.024
								WasteWair	No	0.0500	1			0.050
								Forestry	Ha	0.1525	0.1000			0.015
								Horticulture	Ha	0.22634	0.1000			0.023
	387	KotihalaThammannaBasavanneppa		87	1a3	Machinery	SoilMoistureConservation	TCB	Ha	0.05741	1.6400	14.604	75.524	0.094
								WasteWair	No	0.0500	2			0.100
								Forestry	Ha	0.1525	0.3000			0.046
								Horticulture	Ha	0.22634	0.1000			0.023
	388	BuddammanavarRajiyaKomJamaSabUrpJangliSab		88	1	Machinery	SoilMoistureConservation	TCB	Ha	0.05741	0.4500	14.604	75.524	0.026
								WasteWair	No	0.0500	1			0.050
								Forestry	Ha	0.1525	0.3000			0.046
								Horticulture	Ha	0.22634	0.1000			0.023
	389	BuddammanavarKhadarSab		88	2	Machinery	SoilMoistureConservation	TCB	Ha	0.05741	0.4000	14.604	75.524	0.023
								WasteWair	No	0.0500	1			0.050
								Forestry	Ha	0.1525	0.1000			0.015
								Horticulture	Ha	0.22634	0.1000			0.023
	390	TotadaGanganagouda		88	3	Machinery	SoilMoistureConservation	TCB	Ha	0.05741	1.0800	14.604	75.524	0.062
								WasteWair	No	0.0500	2			0.100
								Forestry	Ha	0.1525	0.3000			0.046

							Horticulture	Ha	0.22634	0.1000			0.023
391	TotadaBasanagouda		88	4	Machinery	SoilMoistureConservation	TCB	Ha	0.05741	1.0800	14.604	75.524	0.062

VillageName	Farmer Code	FarmerName	Aadhar Card No	Survey Number	RateType (Manually/Machinery)	ActivityType(SoilMoisture ConservationActivity/WaterHarvestingActivity)	ActivityName	Unit	UnitCost(InLakhs.)	Proposed Quantity	Latitude (Deg-Min-Sec)	Longitude (Deg-Min-Sec)	TotalCost(InLacs)	Site Photo
							WasteWair	No	0.0500	2				0.100
							Forestry	Ha	0.1525	0.2000				0.031
							Horticulture	Ha	0.22634	0.1000				0.023
	392	TotadaGuddanagouda	88	5	Machinery	SoilMoistureConservation	TCB	Ha	0.05741	1.0900	14.604	75.524	0.063	
							WasteWair	No	0.0500	2				0.100
							Forestry	Ha	0.1525	0.2000				0.031
							Horticulture	Ha	0.22634	0.1000				0.023
	393	BudammanavarShekaSabUrphShoukathAlli	88	6	Machinery	SoilMoistureConservation	TCB	Ha	0.05741	0.4000	14.604	75.524	0.023	
							WasteWair	No	0.0500	1				0.050
							Forestry	Ha	0.1525	0.1000				0.015
							Horticulture	Ha	0.22634	0.1000				0.023
	394	SirimannanavaraBasappa	89	1	Machinery	SoilMoistureConservation	TCB	Ha	0.05741	1.3800	14.604	75.524	0.079	
							WasteWair	No	0.0500	2				0.100
							Forestry	Ha	0.1525	0.3000				0.046
							Horticulture	Ha	0.22634	0.1000				0.023
	395	SirimannanavaraYallappa	89	2	Machinery	SoilMoistureConservation	TCB	Ha	0.05741	0.4800	14.604	75.524	0.028	
							WasteWair	No	0.0500	1				0.050
							Forestry	Ha	0.1525	0.3000				0.046
							Horticulture	Ha	0.22634	0.1000				0.023
	396	SirimannanavaraUjjappaBinShanthappa	89	3	Machinery	SoilMoistureConservation	TCB	Ha	0.05741	0.9100	14.604	75.524	0.052	
							WasteWair	No	0.0500	2				0.100
						WaterHarvestingStructure	FarmPond	No	1.04	1				1.040
							Forestry	Ha	0.1525	0.0000				0.000
	397	SannalingammanavaraMurigeppaBinBasavaraja	90	1	Machinery	SoilMoistureConservation	TCB	Ha	0.05741	0.0000	14.604	75.524	0.000	
							WasteWair	No	0.0500	3				0.150
							Forestry	Ha	0.1525	0.0000				0.000
	398	SannalingammanavarMurigeppaBinBasavaraja	90	2	Machinery	SoilMoistureConservation	TCB	Ha	0.05741	0.1000	14.604	75.524	0.000	
							WasteWair	No	0.0500	3				0.150
							Forestry	Ha	0.1525	0.0000				0.000
							Horticulture	Ha	0.22634	0.1000				0.023
	399	SarpannanavarRajeSab	91	*	Machinery	SoilMoistureConservation	TCB	Ha	0.05741	0.0000	14.604	75.524	0.000	
							WasteWair	No	0.0500	1				0.050
							Forestry	Ha	0.1525	0.3000				0.046
							Horticulture	Ha	0.22634	0.1000				0.023
	400	SarpannanavarPakkira	91	*	Machinery	SoilMoistureConservation	TCB	Ha	0.05741	1.2400	14.604	75.524	0.071	
							WasteWair	No	0.0500	2				0.100
							Forestry	Ha	0.1525	0.6000				0.092
							Horticulture	Ha	0.22634	0.1000				0.023



## 4. Net Planning and Project Activities

Rs in lakhs

### [Chapter-IV] 4.5 Detail of Vegetative Cover Activities Plantation Type: Horticulture Activities

Village Name	Farmer Name	Farmer Code	Aadhar Card No.	Rate Type (Manual/Machinery)	Survey No.	Total Area (Ha.)	Proposed Area (Ha.)	Activity/Mode/Plant/Crop Name	Number of Plants per Ha	No. of plants	Method of Irrigation (Drip/Ring/Surface)	Source of Irrigation (Canal/Rainfed/Well)	Area as per Type of Land (Ha.)		Ownership of Land (Community Land/Private Land/Other Land)	Latitude (Deg-Min-Sec)	Longitude (Deg-Min-Sec)
													Waste Land	Cultivable			
Ukkanda4 D4C2G1a	CHAPTER 4.4 ALL FARMERS			Manually		34.00	34.00	COCONUT, SAPOTA, CURRY LEAF, GUAVA, MANGO, LEMON	100	3400	DRIP Irrigation	BOREWELL	0	34.00	Private Land		

## 4. Net Planning of Project Activities

Rs in lakhs



[Chapter-IV]4.5ADetailsofVegetativeCoverActivities

PlantationType:AfforestationActivities

VillageName	FarmerName:	Farmer Code	Aadhar CardNo	Rate Type(Manually/ Machinery)	SurveyNo:	TotalArea (Ha.)	Proposed Area(Ha.)	Activity/Model/Plant/Crop Name:	Number ofPlantsPerHa	No.ofplants	Methodofirrigation(Drip/R ing/Surface)	Sourceofirrigation (Canal/Rainfed/W ell)	AreaasperTypeOfLand(H a.)		OwnershipofLand( CommunityLand/PrivateLand/OtherLand)
													WasteLand	Cultivable	
Ukkanda4 D4C2G1a	CHAPTER4.4ALLF ARMERS	-	-	Manually	-	52.00	52.00	TEAK, SILVEROAK,MAHAGHONI,BAMBOO	100	5200	DRIP Irrigation	-	0	52.00	PrivateLand

[Chapter-

IV]4.5B.DetailsofVegetativeCoverActiPlantationType:Fodderdevelopment

VillageName	FarmerName:	Farmer Code	Aadhar CardNo	Rate Type(Manually/ Machinery)	SurveyNo:	TotalArea (Ha.)	Proposed Area(Ha.)	Activity/Model/Plant/Crop Name:	Number ofPlantsPerHa	No.ofplants	Methodofirrigation(Drip/R ing/Surface)	Sourceofirrigation (Canal/Rainfed/W ell)	AreaasperTypeOfLand(H a.)		OwnershipofLand( CommunityLand/PrivateLand/OtherLand)
													WasteLand	Cultivable	
Ukkanda4 D4C2G1a	CHAPTER4.4ALLF ARMERS	-	-	Manually	-	2.00	2.00	PLANTING OFFODDER CROPVIZ NAPIERGRASS &LUCERN	10000	20000	DRIP Irrigation	-	0	2.00	PrivateLand

[ Chapter- IV]4.5C Details of Vegetative CoverActivities

PlantationType:NurseryActivities

VillageName	FarmerName:	Farmer Code	Aadhar CardNo	Rate Type(Manually/ Machinery)	SurveyNo:	TotalArea (Ha.)	Proposed Area(Ha.)	Activity/Model/Plant/Crop Name:	Number ofPlantsPerHa	No.ofplants	Methodofirrigation(Drip/R ing/Surface)	Sourceofirrigation (Canal/Rainfed/W ell)	AreaasperTypeOfLand(H a.)		OwnershipofLand( CommunityLand/PrivateLand/OtherLand)
													WasteLand	Cultivable	
Ukkanda4 D4C2G1a	CHAPTER4.4ALLF ARMERS														

#### 4. Net Planning and Project Activities

Rsinlakhs

It is for all reaches (upper, middle and lower) and also for Private, Common and drainage line areas

[Chapter-IV] 4.1 , 4.1A Baseline Data - Village wise Survey Numbers & Farmer wise Survey Numbers

MICROCODE	Name of Farmer	Farmer Code	Survey No		Area (Ha)
Ukkundha	Mathad Gangadharayya	401	2	1	0.33
4D4C2G1b	Kathyayani Kom Gangadharayya Mathad	402	2	2	0.38
	Belakeri Mailarappa	403	2	2	0.12
	Mathada Nithayananda	404	3	1	1.06
	Ningappa Tande Basavaraja Badiger	405	3	2	0.37
	Basavaraj Tande Ningappa Badiger	406	3	3	0.1
	Badiger Virappa	407	3	4	0.36
	Brahmachari Tande Sankrappa Badiger	408	3	5	0.27
	Kathyayani Kom Gangadharayya Mathad	409	4	1	0.39
	Belakeri Manjanagouda	410	4	3	0.24
	Mathad Nithyananda	411	4	4	0.29
	Ningappa Tande Basavaraj Badiger	412	4	5	0.3
	Basavaraj Tande Ningappa Badiger	413	5	1	1.6
	Badiger Virappa	414	5	1	0.72
	Bramhachari Tande Sankrappa Badiger	415	5	2	0.72
	Kadaramandalagi Sivanutheppa	416	5	2	0.86
	Sirageri Pakkamma	417	5	2	1.1
	Hulamani Shivanandappa	418	5	2	1.2
	Dyamannanavar Shivamurthappa	419	6	1+2	1.85
	Dyamannanavar Prakasha	420	6	1+2	1.78
	Hulami Basavaraj	421	7	2	0.4
	Hulmani Sushila Kom Lokappa	422	7	2	0.5
	Koteppa Hulmani	423	7	3	0.3
	Kammara Gudadeshappa	424	8	1	1
	Kammara Rathanachari Bin Vinachar	425	8	2	0.99
	godhiala Urpa Kademani Shivamurthappa	426	12	1	0.12

	BasavarajTandeSkivamurteppaKademani	427	12	1B	0.24
	KademaniRavi	428	12	1C	0.11

MICROCODE	NameofFarmer	Farmer Code	SurveyNo		Area (Ha)
	KademaniParvathavvaKomchandrashekarappa	429	12	2B	0.21
	KademaniParvathavvaKomChandrashekarappa	430	12	3	0.47
	KademaniShashikala	431	12	4	0.16
	KulkarniNialagiriraj	432	13	2೯	0.13
	YaligarShivappa	433	13	2೦	0.1
	YaligarRudrappa	434	13	2೪	0.8
	YeligarKanthesha	435	13	2೧	1.2
	YaligarMailarappa	436	13	2೦೦	0.1
	HuliniaKomSanjaya	437	13	1	0.34
	AngadiShivappa	438	13	10	0.1
	HulmaiManjulaKomKarbasappaBlelakeriUrphManjavvaBinKotrappaHulm	439	13	11	0.1
	RevanepaMadivalar	440	13	13	0.1
	BasanagoudaBelakeri	441	13	14	0.11
	ManjanagoudaMallangouda	442	13	15	0.2
	JyothiKomHalanagoudaMallanagouda	443	13	16	0.11
	BasavarajBaligar	444	13	17	0.1
	DhevarmaniUrpsPatilShivanagoudaurpsPrasanthgouda	445	13	18	0.11
	KariogoudaNagarajagouda	446	13	3	0.1
	AladageriChandrappa	447	13	4	0.8
	BelakeriNaganagouda	448	13	5	0.1
	YaligarNageshaBinRudrappa	449	14	1	0.27
	YaligarNageshaBinRudrappa	450	14	2	0.31
	KalasagoudaSushilavva	451	15	*	0.59
	HadarageriBasavanneppa	452	16	1	0.3
	BisalahalliBasavaraja	453	16	2	0.16
	BisalahalliMallappabinBasavanthappa	454	16	3	0.26
	BasanagoudaPakkiragouda	455	16	೧	0.1
	BisalalliShekappa	456	16	3	0.26
	DesayiNagappaBinSannamallppa	457	18	1	0.34
	SarpannanavarRajeSabBinHonnauSab	458	18	2	0.35
	DesayiGulappa	459	18	3	0.34
	SarpannanavarNurSabBinNonnurSab	460	18	4	0.35

MICROCODE	NameofFarmer	Farmer Code	SurveyNo		Area (Ha)
	HulmaniYallammaUrpaMallammaKomKuberappa	461	19	1	0.22634
	HulmaniYallammaUrpaMallammaKomKuberappa	462	19	2	0.1525
	HulmaniKoteppaBinBasavalingappa	463	21	*	0.1525
	HulmaniShivappa	464	22	1	0.22634
	HulmaniBharamappa	465	22	2	0.22634
	KadaramandagiNilavva	466	23	1	0.1525
	KadaramandalagiGulappa	467	23	2	0.83
	HulmaniShivarajaBinShivanandappa	468	24	1	0.1525
	HulmaniYallappaBinGangappa	469	24	4	0.22634
	DharmappaHulmani	470	24	7	0.41
	KoteppaHulmani	471	24	9	0.62
	MallanagoudrNanaganagudaBinSannagouda	472	25	*	1.05
	BasanagoudrPhakkiragouda	473	26	1	0.54
	BasanagoudrShanthavva	474	26	2	0.55
	KhandibaguraUrpaPatilshubhsappa	475	27	*	1.06
	MallanagoudrNaganagoudaBinSannagouda	476	28	1	0.54
	MallanagoudaChikkanagouda	477	28	2	0.56
	MalenahalliUrpaPatilSushilavvaKomLinganagouda	478	29	1	0.53
	MalenahalliUrpaPatilUjjanagouda	479	29	2	0.52
	MalenahalliUrpaPatilUmeshagouda	480	29	3	0.52
	MalenahalliPusphaKomKumaranagouda	481	29	4	0.52
	PatilNaganagouda	482	29	5	0.53
	DesayiPadmavvaKomRamappa	483	35	1A	0.1525
	KurabaraBhimappa	484	35	1B	0.1525
	HulmaniBasararaj	485	35	2	0.22634
	KurubaraPakkirappa	486	35	3A	1.59
	KurabaraShivappa	487	35	3B	1.05
	hrideviTandeShekappaHulmaniUrpaShrideviKomShivayogiYaligar	488	35	4	0.57
	KurabaraBasavarajappa	489	35	5	1.2
	HeggappaHulmani	490	35	6	1.17
	PravinKotihal	491	92	1	0.39
	KademaniNagappa	492	92	2	1.1

MICROCODE	NameofFarmer	Farmer Code	SurveyNo		Area (Ha)
	KotihalaBasappa	493	92	3	0.97
	HulmaniNijalingappa	494	92	4	0.96
	BelakeriSharada	495	92	5	0.8
	MalenahalliShivananda	496	93	*	0.33
	MalenahalliShivananda	497	94	*	0.33
	OlekarShivappaTayiHanumavva	498	95	1+2	0.2
	JadaraUrpaBarkiLaksmanna	499	95	1+2	0.1
	PatilSushilavvaKomLinganagouda	500	95	1+2	0.28
	BuddammanavarSharipSab	501	95	1+2	0.1
	GuddannanavaraPakkirappa	502	95	1+2	0.12
	MalenahalliShivananda	503	96	*	0.42
	MalenahalliShivananda	504	97	*	0.44
	BasanagoudraShanthavva	505	98	*	0.45
	BasanagoudaShanthavva	506	99	*	1.16
	BasanagoudaTandeKaregoudaKaregoudarurpaPatil	507	100	1	0.3
	BasanagoudaTandeKaregoudaKaregoudarUrpaPatil	508	100	2	0.31
	BasanagoudarJivangouda	509	101	1	0.86
	BasanagoudarBharamagouda	510	101	2	0.48
	BasanagoudarBharmagouda	511	101	2	0.48
	BasanagoudarBharmagouda	512	102	*	0.39
	MaheshappaOlekar	513	103	*	0.73
	Patillrabasanagouda	514	104	*	0.57
	KakolaJayashriKomNagesha	515	120	1	1.09
	HulmaniHalappa	516	120	2+4	1.6
	DesayiMallappa	517	120	3	0.98
	DesayiGuddappa	518	120	5+8A	0.78
	HulmaniShivamutheppa	519	120	5+8B	0.64
	BuddammanavaraMardanSab	520	120	6B	0.1
	KakolaJayashriKomNagesha	521	120	☺	0.58
	DesayiMallappa	522	120	☺	0.57
	DesayiMallappa	523	120	☺	0.57
	PatilManjanagouda	524	127	2ω	1.2

MICROCODE	NameofFarmer	Farmer Code	SurveyNo		Area (Ha)
	KanavalliKariyappa	525	127	2ω	1.25
	DevendrappatandeNagappaKanavalli	526	127	1	1.71
	KanavalliDevendrappa	527	127	2ε	1.3
	LokappaTandeNagappaKanavalli	528	127	3	1.85
	MaheshappaTandeHanumanthappaUrpaHanumappaOlekar	529	127	5	0.15
	KanavalliBasavaraja	530	127	6	0.58
	KanavalliKuberappa	531	127	7	0.65
	PujaraUrpaYeligaraGouravvaKomShanmukhappa	532	128	1	0.7
	PujarBasavva	533	128	2	0.51
	PujarUrpaYeligarGauravvaKomShanmukappa	534	128	3	0.8
	PujarSavithravva	535	128	4	0.51
	PujarKalingappa	536	128	5	0.51
	KallimaniJamalSabBinHusenSab	537	129	1ω	0.48
	KallimaniSannarajeSab	538	129	1A	1.48
	SarapannanavarRajeSab	539	130	5ε	0.12
	BelakeriRudragouda	540	130	5ε	0.16
	YaligaraGauravva	541	130	1	0.37
	MadaraMailappa	542	130	2	0.17
	MadaraMailappa	543	130	3	0.13
	DesayiNagappa	544	130	7	0.24
<b>Saravandha</b>	<b>HosangadiShankrappa</b>	<b>608</b>	<b>1</b>	<b>2ε+2</b>	<b>0.13</b>
<b>4D4C2G1b</b>	<b>HosangadiShivanandappa</b>	<b>609</b>	<b>1</b>	<b>1-p1</b>	<b>0.14</b>
	<b>HosangadiShivanandappa</b>	<b>610</b>	<b>1</b>	<b>1-p2</b>	<b>0.14</b>
	HosangadiBasavantheppa	611	1	2à²...+2	0.04
	HosangadiJayalingappa	612	1	2à²...+2	0.04
	<b>MegharajaS/o.SambhappaUrphShambulingappaHosangadi</b>	<b>613</b>	<b>1</b>	<b>2à²...+2</b>	<b>0.06</b>
	HosangadiShivandappa	614	1	4	0.03
	<b>HosangadiBasavanthappa</b>	<b>615</b>	<b>1</b>	<b>*</b>	<b>0.06</b>
	YeleholeMalkappaBasavanneppa.A	616	2	.	0.25
	BangeraBarmappa	617	2	4	0.6
	HundekaraSusilavva	618	2	3	0.91
	MalatheshaS/o.GuddappaYaligara	619	2	2ε	0.58

MICROCODE	NameofFarmer	Farmer Code	SurveyNo		Area (Ha)
	PatilaGitakomSiddanagouda	620	2	2೮	0.35
	NagarajalrannaHundekara	621	2	1	2.44
	PatilaGudleppagouda	622	2	2೮	0.5
	PatilaKotegoudraAdivappagouda	623	2	2೮	0.15
	PatilaShivanagouda	624	2	2೮	0.4
	PatilaShekharagouda	625	2	2೮	0.35
	PatilaSomanagouda	626	2	2೮	0.4
	BasavarajaS/o.ShivappaHosangadi	627	2	à²à³à²²	0.03
	Shankannavaraguddappa	628	2	à²à³à²²	0.02
	Shankannavaraguddappa	629	2	à²à³à²²	0.02
	MadivalaraKumarappa	630	2	à²à³à²²	0.01
	Lenkannavaragangavva	631	2	à²à³à²²	0.02
	BhangiNeelavva	632	2	à²à³à²²	0.01
	HarogappaRathnavva	633	2	à²à³à²²	0.01
	SiddanagoudraBasanagouda	634	2	à²à³à²²	0.02
	HundekaraSushilavva	635	2	à²à³à²²	0.01
	KarigoudraSivabasamma	636	2	à²à³à²²	0.02
	SiddanagoudraKaregouda	637	2	à²à³à²²	0.02
	KarigoudraNinganagouda	638	2	à²à³à²²	0.02
	BasavarajaS/o.ShivappaHosangadi	639	2	à²à³à²²	0.04
	BasavarajaS/o.ShivappaHosangadi	640	2	à²à³à²²	0.05
	EligaraNagappa	641	2	à²à³à²²	0.03
	GubberaAkkannagamma	642	2	à²à³à²²	0.02
	Akkuralrappa	643	2	à²à³à²²	0.01
	GubberaAkkannagamma	644	2	à²à³à²²	0.01
	BanakanakondaSannamukappaurphShanmukhappa	645	2	à²à³à²²	0.02
	BasavarajaS/o.ShivappaHosangadi	646	2	à²à³à²²	0.04
	SiddanagoudraKaregouda	647	2	à²à³à²²	0.02
	YaligaraLokappa	648	2	à²à³à²²	0.01
	SiddanagoudraKaregouda	649	2	à²à³à²²	0.01
	YaligaraLokappa	650	2	à²à³à²²	0.02
	YaligarLokappa	651	2	à²à³à²²	0.02



MICROCODE	NameofFarmer	Farmer Code	SurveyNo	Area (Ha)
	YeleholiNagaraj	652	2	0.01
	YeleholiMallikarjuna	653	2	0.01
	YeligarLokappa	654	2	0
	<b>YaligarLokappa</b>			0.08
	YaligarNagappa	656	2	0.01
	KarinagappanavaraChannavva	657	2	0.02
	GubberGaddappa	658	2	0.01
	GubberGuddappa	659	2	0.01
	BelakeriGanagamma	660	2	0.01
	SiddanagoudarNaganagouda	661	2	0.01
	SiddanagoudarKaregouda	662	2	0.02
	SiddanagoudaHemanagouda	663	2	0.02
	HundekaraSusilavvaKomlrappa	664	2	*
	BasavajaYelehole	665	3	1
	NingappaTandeGurusanthappayeleholi	666	3	10
	EleholiMaheshappa	667	3	11
	<b>BasavanneppaEleholi</b>	668	3	12
	Karbasappaeleholi	669	3	13
	BadigerRajeshkarappa	670	3	2
	HosangadiShashikumarBinShekappa	671	3	3
	EleholiMalakappa	672	3	4
	HosangadiLingaraja	673	3	5
	<b>HosangadiKumar</b>	674	3	6
	<b>HosangadiKumar</b>	675	3	7
	EleholiBasavanneppa	676	3	8
	<b>EleholiNingappa</b>	677	3	9
	EleholiUrphGulappanavarSuvarnavvaKomMalkappa	678	4	1
	BelakeriKusalagouda	679	4	2
	BelakeriSivakumaragouda	680	4	3
	KBSuma	681	4	4
	<b>BelakeriMallanagouda</b>	682	4	5
	<b>BelakeriMallanagouda</b>	683	4	6

MICROCODE	NameofFarmer	Farmer Code	SurveyNo		Area (Ha)
	BelakeriKrishnagoudaBinChannagouda	684	4	7	0.49
	BelakeriBasangouda	685	4	8	0.49
	BelakeriChinnavvaKomChannabasappa	686	4	9	2.4
	EleholiShivappa	687	5	1೉	0.3
	VereshaAkkura	688	5	1೉	0.73
	CholappanavarGuddappa	689	5	1೧	0.86
	CholappanavarDyamappa	690	5	1೧	0.6
	CholappanavarPakkirappa	691	5	1೧	0.6
	Puravane	692	5	1೧.	2.06
	MygeriHnumanthappa	693	5	2೉	0.42
	MygeriBasappaTayiSavakka	694	5	2೉	0.85
	YeligarChinnammaKomNingappa	695	5	2೧	1.28
	EleholiRaju	696	5	3೉	0.39
	GolappanaraUrphEleholiMalakappa	697	5	3೪	0.76
	EliholiRaju	698	5	3೧	0.16
	EleholiRaju	699	5	3೧	0.45
	GolappanvaraUrphEleholiMalakappa	700	5	3೧	0.24
	YaleholiVageesha	701	5	1೉	0.92
	AkkuraBasavaraja	702	5	1೉	0.52
	Nulinalravva	703	5	5,	0.25
	HurakadliGuddappa	704	5	6	0.45
	SankannavaraLakshmavvakomGuddappa	705	6	1	0.26
	SiddanagoudraShankaragouda	706	6	2	0.64
	SiddanagoudraBasanagouda	707	6	3	0.68
	DevagoudaNinganagouda	708	6	6,	0.26
	SiddanagoudaBasanagouda	709	7	1೪	0.22
	SiddanagoudaSajunthalavva	710	7	1೪	0.25
	BharamagoudaAdivappagouda	711	7	1೉	0.26
	BharamagoudaSannagouda	712	7	1೩	0.25
	SiddanagoudaBasanagouda	713	7	1೪	0.22
	AjmaniSomaligappa	714	7	1೪	0.23
	BharamagoudaAdivappagouda	715	7	1೧	0.27

MICROCODE	NameofFarmer	Farmer Code	SurveyNo		Area (Ha)
	BenakanagondaNagappa	716	7	2	0.78
	AjmaniSivayogi	717	8	1	0.8
	BharmappaSadhani	718	8	2	0.89
	BelkriBasavaneppe	719	8	8,	0
	SriSivalingasawamyGaddigiPancaPakirappa	720	9	*	0.01
	BenakankondaAnasavvaKomNingappa	721	9	1	1.89
	HurkadliKumarappa	722	9	2	0.61
	HurakadliBasavaraja	723	9	2	0.6
	HurakadliVirappa	724	9	2	0.6
	KarigoudarNananagouda	725	10	1೉	0.31
	PatilNanjanagouda	726	10	1೪+2	1.18
	PatilNanjanagouda	727	10	1೪+2	1.18
	Mallangouda	728	11	11,	0.2
	BasanagoudaRamangouda	729	11	1೉	0.46
	BasanagoudaGuddanagouda	730	11	1೩	0.46
	PatilNanajanagouda	731	11	2	0.84
	MallanagoudaSankargouda	732	12	*	3.28
	MallanagoudaSankaragouda	733	12	*	3.28
	BalahattiBasavaneppe	734	12	12,	0.21
	MallanagoudaNinganagouda	735	13	*	0.96
	MallangoudaNinganagouda	736	14	*	0.97
	MyageriJaganathaBinGangappa	737	18	4೩	0.37
	MyageriChandrappaBinHalappa	738	18	5೉	0.4
	MyageriChannappaBinHalappa	739	18	5೩	0.38
	MyageriHanumathappa	740	18	6೉+೩	0.51
	BenakankondaAnasavvaKomNingappa	741	18	1	3.68
	MyageriBasavarajBinGanagappa	742	18	2	0.78
	HosangadiGrusanthavva	743	18	3	0.78
	HosangadiGurusanthavva	744	18	4೉	0.41
	MyageriMariyappa	745	18	6೉+೩	0.25
	KattilrannaPanchappa	746	19	1೩	0.4
	GuddappaTandeNilappaPujar	747	19	1೉	0.4

MICROCODE	NameofFarmer	Farmer Code	SurveyNo		Area (Ha)
	GuddappaTandeNilappaPujar	748	19	1೧	0.36
	BaramagoudaSannagouda	749	19	2	1.04
	BharmagoudaSankaragoudaBinBasanagouds	750	19	3	1.09
	SiddanagoudaSiddanagouda	751	19	4	0.96
	SiddnagoudaYallanagouda	752	19	5	0.54
	BanakarBasavva	753	19	6	1.12
	SiddanagoudaShakunthalavva	754	19	7	0.32
	SiddanagoudaKotragouda	755	19	8	0.54
	HosamaniNajma	756	20	1೉	0.51
	HosamaniPhakruSab	757	20	1೉	0.51
	BasaganneJayammaBinHalappa	758	20	1೉	1.62
	VadenapuraHalappa	759	20	1೉	1.24
	HosmaniMahabubhi	760	20	1೉	0.51
	SiddanagoudaKotragouda	761	20	1೧	1.07
	MugoudaMallanagouda	762	20	20,.	0.2
	KaregoudaTandeKotragoudaSiddangouda	763	20	2೉+2	0.36
	HosangadiShivappa	764	20	2೉+2	1.45
	HemanagoudaTandeKotragoudaSiddanagouda	765	20	3	0.36
	EligaraChannabasavva	766	20	4	1.07
	EliholiRathnavvaKomBasappa	767	21	1೉	2
	BannihattiGuddappa	768	21	1೉	0.6
	YaleholeSivappa	769	21	1೉	0.4
	MailaradaBasavarajappa	770	21	1೉	1.22
	KatenahalliParmeshwrappa	771	21	2೧	1.5
	HanamanthappaGopeppaChannavva	772	21	21,	0.25
	YaleholiShivappa	773	21	3	2.64
	YaleholiShivappa	774	21	3	2.64
	MyageriSharavvaKomBasappa	775	24	1	0.35
	MyageriMariyappa	776	24	2	0.31
	MyageriHanamappa	777	24	3	0.64
	MadivalaraGuddappa	778	25	1೉	0.39
	MadivalaraNagappa	779	25	1೧	0.38

MICROCODE	NameofFarmer	Farmer Code	SurveyNo		Area (Ha)
	MadivalarNagappa	780	25	2೉	0.95
	PavanUrphPavanKumarTandeChikkappaMadivalara	781	25	2೩	0.3
	PananUrphPavanKumarTandeChikkappaMadivalara	782	25	2೪	0.55
	MadivalaraGonibasappa	783	25	2೬	0.3
	MadivalaraGuddappa	784	25	2೭	0.35
	MadivalaNirmala	785	25	2೮	0.4
	EleholiHanumanthappa	786	25	10	0.83
	MadivalaraGuddappa	787	25	1೉	0.39
	EleholiAnnappa	788	25	3	0.63
	Puravane	789	25	8	2.85
	EleholiSavarappa	790	25	9	0.6
	Puravane	791	26	.2೮+	1.68
	MyageriDurugappa	792	26	1+2೉	2.14
	MyageriDurugappa	793	26	1+2೉	2.14
	MyageriHanumanppa	794	26	2೮+3	1.68
	MyageriHanumappa	795	26	2೮+3	1.68
	Puravane	796	26	1+2.	2.14
	ElehokiBasavaneppa	797	27	3೮	0.71
	EleholiUrphGulappanavarRatanvvaKomThirthappa	798	27	4+5+6	0.76
	MallikarjunaTandeChikkappaMadivalara	799	27	4+5+6	1.43
	Gulappanavarakuruvatteppa	800	27	4+5+6	1.93
	IndudaraTandeBasavarajaHosandaditandeBasavarajaShivappaHosandadi	801	27	7೮	0.27
	HulmaniGolappa	802	27	1	1.95
	BasavanneppaEleholi	803	27	10	0.4
	EligarChinnammaKomNingappa	804	27	2	0.82
	ShivanandappaTandeChannavirappaHosangadi	805	27	2೉	0.4
	EleholiNingappa	806	27	3೉	0.45
	SubashachandraEleholi	807	27	4+5+6	1.35
	IndudaraTandeBasavarajaHosangadiTandeBasavarajaShivappaHosangadi.	808	27	7೮	0.27
	VirappaTandeChannavirppaHosangadi	809	27	8	0.4
	EligarChannabasavva	810	27	9	0.82
	PatilSomanagouda	811	28	1	0.9

MICROCODE	NameofFarmer	Farmer Code	SurveyNo		Area (Ha)
	PatilSekaragouda	812	28	2	0.9
	EligarChannabasavva	813	29	1	0.12
	EligarChannabasavva	814	29	2	0.12
	EligarChannabasavva	815	29	3	0.13
	KabbinakantimathaShivangavvaKomMahavevayya	816	29	4	0.03
	YaligarNagappaChikkappa	817	30	1	1.2
	YaligarChinnammaKomNingappa	819	30	2	1.2
	HosangadiChannappa	820	31	2೉	0.81
	HosangadiKumar	821	31	1	1.17
	Jayalingappa	822	31	2೉	0.1
	IndudharaTandeBasavarajaHosangadiTandeBasavarajaShivappaHosangad	823	31	2೯	0.62
	HosangadiBasavanthappa	824	31	2೯	0.81
	HosangadiMaheshappa	825	31	2೯	1
	ChethanTandeBasvarajaHosangadi	826	31	2೭	1.4
	Jayalingappa	827	31	3೉	0.71
	MegharajaTandeSambhappaUrphSambhulingappaHosangadiShivappaCha	828	31	3೯	0.37
	HosangadiMaheshappa	829	31	3೭	0.78
	HosangadiLingaraj	830	31	4	1.17
	MegharajaS/o.SambhappaUrphShambulingappaHosangadi	831	31	5	0.25
	KumbaraUrphChakrasaliSangappa	832	32	1	1.5
	HosangadiShashikumarabinShekhappa	833	32	2	0.89
	HosangadiShekhapp	834	32	2	0.01
	HosangadiNagarajabinSekhappa	835	32	3	0.6
	SankaralingappaS/o.NagappaBelkeri	836	33	1೉	0.8
	BelkeriBasappa	837	33	1೉	0.71
	BelakeriManojkumarbinMallikarjuna	838	33	1೉ +1೯	0.76
	MayageriHanumanthappa	839	33	2೭	1.37
	MajjagiJayammakomMalleshappa	840	33	2೉	1.45
	MyageriHanumanthappa	841	33	2೭	1.37
	PrakashaS/o.BasappaBelakeri	842	33	3	0.76
	BelakeriPadmavva	843	34	1೉	0.4
	JagadishaS/o.IrappaBalannanavarurphArabagonda	844	34	1೉	1.02

MICROCODE	NameofFarmer	Farmer Code	SurveyNo	Area(Ha)
	MadivalaraMaliyappa	845	341 <sub>2a</sub>	1.07
	MadivalaraGuddappa	846	341 <sub>2a</sub>	1.07
MyageriMuttakka		847	342 <sub>2a</sub> +1	0.34
	MyageriHonnnavva	848	342 <sub>2a</sub> +3 <sub>2a</sub>	0.12
	MyageriShekhappa	849	342 <sub>2a</sub> +3 <sub>2a</sub>	0.47
BelakieriBasappa		850	342 <sub>2a</sub> +3 <sub>2a</sub>	0.09
	MyageriShekhappa	851	342 <sub>2a</sub> +3 <sub>2a</sub>	0.56
	Myageri Shekhappa			0.08
KariyappaS/o.MarideppaBuddalara		853	343 <sub>2a</sub>	0.46
	MyageriHonnnavva	854	343 <sub>2a</sub>	0.49
PremaBelakeri		855	341 <sub>2a</sub>	0.44
	MyageriHonnnavva	856	342A	0.31
	MyageriHonnnavva	857	342 <sub>2a</sub> +3 <sub>2a</sub>	0.18
BelakeriSiddappabinJayappa		858	34	4
SadhaniGangappabinBasappa		859	35	1
MyageriPradeepabinRamappa		860	35	11
MuddappanavaraBasappa		861	35	12
	HakkerashekhappabinHanumanthappa	862	35	13
BangeraShantavakomRudrappa		863	35	14
BelakeriHanumappa		864	35	15
HemenagoudaS/o.KotragoudaSiddanagoudra		865	35	16
RameshappaS/o.NagappaBelakeri		866	35	17
GoyindappaS/o.HanumappaSadhani		867	35	2
BelakeriHanumanthappa		868	35	3
MuddappatavaraBasappa		869	35	4
	HakkerashekhappabinHanumanthappa	870	35	5
	MyageriHanumanthappa	871	35	6
	HalageriDyamappa	872	357+10+9	0.61
	HalageriDyamappa	873	35	8
	MyageriHanumappa	874	36	1
	MyageriHanumanthappa	875	36	2
	MyageriMariyappa	876	36	3

MICROCODE	Name of Farmer	Farm er Cod e	Survey No	Area (Ha )	
	Mudigoudra Kamalavva	877	37*	1.42	
	Myageri Hanumanthappa	878	601 <sub>0</sub>	0.01	
Myageri Hanumanthappa Bin Basappa		879	601 <sub>0</sub>	1.84	
Myageri Basappa		880	601 <sub>0</sub>	1.61	
Myageri Cholappa		881	60	2	0.3
Myageri Kanthesha		882	60	3	0.3
Myageri Ramappa		883	60	4	1
Myageri Jolappa		884	60	5	0.84
Hanumappa Mudihala		885	60	6	0.84
Myageri Shivam Dappa		886	622 <sub>0</sub>	0.61	
Karegoudra Guddanagouda		887	621 <sub>0</sub> +1 <sub>0</sub>	0.59	
Agasarurpith Madilavara Gangamalavva		888	621 <sub>0</sub> +1 <sub>0</sub>	0.49	
Gonemmanavara Mahadevappa Bin Channabasappa		889	621 <sub>0</sub> +1 <sub>0</sub>	0.4	
Chetana S/o. Basavaraja Hosangadi S/o. Basavaraja Shivappa Hosangadi		891	63*	3.23	
Hosangadi Shivanandappa Somappa		892	71	1	0.59
	Desayi Gadigeppa	893	712 <sub>0</sub> +2 <sub>0</sub>	0.92	
	Ajmani Phakkeerappa Bin Mahalingappa	894	712 <sub>0</sub> +2 <sub>0</sub>	0.92	
	Ajmani Phakkeerappa Bin Mahalingappa	895	712 <sub>0</sub> +2 <sub>0</sub>	0.23	
	Karibasappa S/o. Murigeppa Ajmani	896	71	3	0.23
	Karibasappa S/o. Murigeppa Ajmani	897	71	4	0.25
Ajmani Karibasappa		898	71	5	0.2
Ajmani Maheshappa		899	71	6	0.31
	Desayi Manjappa	900	71	7	0.9
Desai Gadigeppa		901	721+2A	1	
	Desayi Manjappa	902	721+2A	1	
	Desayi Gadigeppa	903	721+2B	0.62	
Desayi Manjappa		904	721+2B	0.62	
Bahakara Urph Nirulli Chandrashekarappa		905	73	1	1.64
Eletrufi Shekarappa Bin Guddappa		906	73	2	1.6
Sankannavara Manjunath Bin Guddappa		907	74*	1.37	
	Hosangadi Vijayakumar	908	75	1	2



MICROCODE	NameofFarmer	Farmer Code	SurveyNo		Area (Ha)
	HosangadiVijayaKumar	909	75	2	2.01
	BenakanakondaAnasavvaKomNingappa	910	76	2೨	1.3
	HittalamaniVagisaBinMahadevappa	911	76	2೨	1.32
	MudigaudraNagaraja	912	76	2೨	4.2
	BenakanakondaAnasavvaKomNingappa	913	76	1+3+4	1.2
	BenakanakondaAnasavvaKomNingappa	914	76	2೩	1.75
	MudigaudraNagaraja	915	76	2೩	1.26
	AgadiKarbasappa	916	77	8	0.35
	EleholiUrphGulappanavaraSuvarnavvaKomMalkoppa	917	77	1+2	0.1
	AgadiGadigeppa	918	77	1+2	0.63
	BasavarajappaTandeNagappaBelakeri	919	77	3	0.06
	ManjappaEleholi	920	77	4	0.2
	SkubhaschandraEleholi	921	77	5	0.1
	EleholiSurvanavva	922	77	6	0.29
	LingarajaTandeGadigeppaDesayi	923	77	7	0.06
	RenukavvaBelakeri	924	77	9	0.1
	ManjappaEleholi	925	78	1	1.09
	EleholiSumantamma	926	78	2	2.09
	ShivaKumarOlekar	927	78	3	1.25
	MuddappalavaraGurushanthappaBinSharanappa	928	78	4	2.09
	MaheshappaHanumathappaUrphHanumappaOlekara	929	78	5	0.8
	SubhashchandraEleholi	930	78	6	1.2
	SankannanavarGuddappaBinMailarappa	931	79	1	2.18
	SankannanavaraBasavarajaBinGuddappa	932	79	2	2
	GubberaAdivappa	933	99	1೪	0.4
	GubberaShivappa	934	99	1೪	0.4
	GubberaGuddappa	935	99	1೪	0.4
	BadigeraEshwarappaBinBasavanneppa	936	99	2೩	1.2
	HampaliThirthavva	937	99	3	0.15
	YaleholePakkirappa	938	100	*	6.2
	BadigeraNilappa	939	101	7೨	0.92
	GonemmanavaraParvathevaKomGuttheppa	940	101	1	0.51

MICROCODE	NameofFarmer	Farmer Code	SurveyNo		Area (Ha)
	GonemmanavaraMariyappBinDurgappa	941	101	11	0.9
	GonemmanavaraMariyappaBinDrugappa	942	101	12	0.98
	GonemmanavaraMailappa	943	101	2	1.02
	GonemmanavaraParvathavvaKomGuttheppa	944	101	3	0.74
	BistannanavaraBasappaBinChanbasappa	945	101	4	1.11
	MadarNagappa	946	101	5	0.3
	HediyalaBharmappa	947	103	1ೞ	1.27
	EleholiRudrappa	948	103	1ಠ	0.45
	EleholiNagedrappa	949	103	1ಠ	0.45
	EleholiMahadevappa	950	103	1ಠ	0.45
	EleholiManjappa	951	103	1ಠ	0.45
	HarishaUkkundappaMasanagi	952	103	2ೞ	1.16
	MyageriJaganthappa	953	103	2ಠ	2.11
	MyageriDrugappa	954	103	1ಠ	0.78
	MasangiBasavarajaBinGurusahanthappa	955	103	2ೞ	1.16
	MyageriHanumanthappaBasappa	956	103	3	0.78
	MyageriHanumanthappaBasappa	957	103	3	0.78
	GonemmanavaraMariyappaBinDrugappa	958	104	1	0.08
	GonemmanavaraMariyappaBinDrugappa	959	104	2	0.14
	GonemmanavaraMariyappaBinDrugappa	960	104	3	0.18
	MadaraNagappa	961	104	4	0.14
	MadaraThirkappa	962	104	5ೞ	0.15
	GonemmanavaraMailappa	963	105	1ೞ	0.04
	Myagerihanumanthappa	964	105	1ಠ	0.49
	BisthannanavarShivappa	965	105	1ಠ	0.04
	KunchurUrphMunnakkhanNajirSab	966	105	1ಠ	0.36
	BistannanavaraUrphMadaraManjappa	967	105	1ಠ	0.04
	NajirSabtandePhakkirSabKunchurUrphMunnaKhan	968	105	2ೞ	0.28
	MyageriHanumanthappa	969	105	2ೞ	0.66
	HediyalHonnappa	970	105	2ಠ	0.04
	TalavaraMariyapapa	971	105	3ೞ	0.12
	MyageriHanumappa	972	105	3ೞ+2+	0.57

MICROCODE	NameofFarmer	Farmer Code	SurveyNo		Area (Ha)
	MyageriHanumanthappa	973	105	3೧	0.11
	MyageriHanumappa	974	105	3೧	0.11
	MyageriShivalingappaBinGiriappa	975	105	4	0.15
	MyageriBasavarajaBinGanagappa	976	105	4೧	0.46
	MygeriJagannathaBinGangappa	977	105	6೧	0.39
	MygeriMariyappa	978	105	7೨	0.29
	MygeriGovindappa	979	105	*	0.15
	MyageriGovindappa	980	105	*	0.45
	MyageriChannappaBinHalappa	981	105	*	1.06
	MyageriEkhambrappaBinHanumanthappa	982	105	4೪	0.35
	MyageriEkhambarappaBinHanumanthappa	983	105	6೨	0.32
	MyageriHanumanthappa	984	105	7೧	0.36
	MasangiNilavvaKomMaliyappa	985	105	8+9	1.33
	SiddanagoudaPremilavva	986	106	10	0.08
	SannamaiBharamappa	987	106	11	0.08
	KusalagoudaHalanagoudaBelakeri	988	106	12	0.44
	BarkiRaghavendraBinChandrappa	989	106	1೨	2.1
	BarkiRaghavendraBinChandrappa	990	106	1೧	0.56
	MuddappalavaraGururaj	991	106	1೧	0.56
	BharamagoudrSannagouda	992	106	1೧	0.57
	MalatheshMaraderaUrphaKaralingappanavara	993	106	1೧	1.14
	BankarBasavva	994	106	2	0.88
	MuddemmanavaraNiranjanaBinBasavanneppa	995	106	3	0.92
	MuddemmanavaraShankravvaKomBasavanneppaaaa	996	106	4	1.32
	MuddemmanavaraKaregoudaBinBasavanneppa	997	106	5	0.92
	GuddappaTandeNilappaPujar	998	106	6	0.08
	BharmagoudraSannagouda		106	7	0.08
	BharamaaaagoudaAdivappagoudaBinNaganagouda	1000	106	8	0.08
	BanakarBasavva	1002	106	9	0.08
	KarigaraHanumanthappa	1003	107	1	1.71
	BarkiHanumappa	1004	107	2	1.2
	BarkiNagappa	1005	107	3	1.2

MICROCODE	NameofFarmer	Farmer Code	SurveyNo		Area (Ha)
	BarkiHanumappa	1006	107	3ω+2	1.2
	BarkiParashuramaBinBharmappa	1007	107	4	1.2
	BarkiNagappaa	1008	107	5	1.2
	BirappaKarigara	1009	107	6	0.85
	BirappaKarigara	1010	107	6	0.85
	KariyappaKarigaraaa	1011	107	7	0.86
	KammaraChikkappa	1012	108	1+2+3	0.91
	SanmaniDhanappa	1013	108	1+2+3	0.76
	SanmaniDhanappa	1014	108	4e	0.35
	SanmaniDanappa	1015	108	4ω	0.05
	SanmaniDanappa	1016	108	1+2+3	0.76
	SanmaniChandrappa	1017	108	4ω	0.4
	ChudappanavaraGadigeppa	1018	108	5	0.73
	ChudappanavaraGadigeppa	1019	109	1	1.45
	MuddappalavaraGurushantahappaBinSarvanappa	1020	109	2	1.13
	MuddappalavaraGurushanthappa	1021	109	3	1.28
	ChoudappalavaraGadigeppa	1022	109	4	1.07
	BannimattiBasavaraja	1023	110	1	1.39
	BannimattiBasavaraja	1024	110	1	1.39
	BannimattiBasavaraja	1025	110	1	1.39
	BannimattiGuddappa	1026	110	2	3.48
	BannihattiGuddappa	1027	110	3	1.25
	SiddanagaudraEllapaagouda	1028	110	4	0.61
	SiddanagoudarKotregouda	1029	110	5	0.61
	Bannihattirappa	1030	111	1e	0.62
	UpparaLokappa	1031	111	1e	0.7
	UpparaVirabhadrapa	1032	111	1ω	0.63
	UpparaRamappa	1033	111	2ω+4+	1.92
	Hakkerabhimappa	1034	111	3	1.65
	BarkiHanumanthappa	1035	113	1	1.55
	SakhinabiKomBadeSabGavenavara	1036	113	2	0.6
	KallimaniHusenSab	1037	113	3	0.61

MICROCODE	NameofFarmer	Farmer Code	SurveyNo		Area (Ha)
	EligarMallammaKomBasararaj	1038	113	4	1.56
	EligaraMallammaKomBasavaraja	1039	113	4	1.56
	HyagannavaraRamappa	1040	114	2೉	1.93
	HyagannavaraBarmappaBinPhakkirappa	1041	114	2ೃ	1.94
	KadaramandalagiVagishappaBkinThirakappa	1042	114	1	1.6
	HyagannavaraRamappa	1043	114	2೉	1.93
	MuddappalavaraGurushanthappa	1044	115	1+4+2B	1.61
	MuddappalavaGurushanathappa	1045	115	1+4+2B	1.61
	HalivanadaAjjappa	1046	115	1+4+2B	1.69
	SannalingammanavaraBasavaraj	1047	115	1+4+2B	1.69
	MaddappalavaraGurshanthappa	1048	115	1+42B+	1.61
	MuddpalavaraBasavaraja	1049	115	2೉	0.4
	BanakaraUrphNirulliChandrashekarappa	1050	116	1A	1.01
	BanakaraGirijadeviKomSangappa	1051	116	1B	1.62
	ChannagoudraChannagoudaBinLinganagouda	1052	116	2	2.79
	ChannagoudraBinLinganagouda	1053	116	2	2.79
	BanakaraUrphNirulliChandrashekarappa	1054	117	*	1.34
	AnilaSunila	1055	117	3	0.07
	MuddappalanvaChannavasappaBinJetteppa	1056	118	1೉	1.4
	KaradiGangappa	1057	118	1ೃ	0.56
	KabbiraBateppa	1058	118	2	0.2
	BharmagaudraAdivappagouda	1059	118	3	0.56
	SoddanagoudaPramilappa	1060	118	4	0.72
	SiddanagoudaPramilappa	1061	118	4	0.72
	KabberaBateppa	1062	118	5	0.24
	MyageriChannappaBinHalappa	1063	119	1ೃ	1.12
	MyageriEkambarappaBinHanumanthappa	1064	119	1೉	0.78
	MyageriEkanbarappaBinHanumanthappa	1065	119	2	0.96
	MyageriEkambarappaBinHanumanthappa	1066	119	2	0.96
	BarkiShivappaBinNagappa	1067	119	3+7	0.23
	MuddappalavaraBasavaraja	1068	119	3+7ೃ	0.86
	OlekaraGangavvKomLakshmana	1069	119	4	0.66

MICROCODE	NameofFarmer	Farmer Code	SurveyNo		Area (Ha)
	MyageriBasavarajaBinGangappa	1070	119	5	0.8
	NagappaBarki	1071	119	6೨	0.46
	BasavarajaMuddappalavara	1072	119	6೨	0.46
	BasavarajaMuddappalavara	1073	119	6೨	0.46
	BarkiThirakappaBinNagappa	1074	119	8	0.67
	HulmaniBasavanthappaBinBasappa	1075	120	*	2.25
	HulmaniYallammaUrphMallammaKomKuberappa	1076	121	1	0.09
	HulmaniYallammaUrphMallammaKomKuberappa	1077	121	2	0.12
	HulmaniYallammaUrphMallammaKomKuberappa	1078	121	3	0.08
	HulmaniYallammaUrphMallammaKomKuberappa	1079	121	4	0.41
	HulmaniYallammaUrphMallammaKomKuberappa	1080	122	*	1.15
	HulmaniShashidhara	1081	123	1+2	0.57
	HulmaniShashidara	1082	123	3	0.27
	HulmaniShashidara	1083	123	4	0.28
	EleholiMaheshappaBinDoddapakkirappa	1084	124	1	1.26
	EleholiRudrappaMallikarjunappa	1085	124	2	1.2
	BelakeriMrthunjaya	1086	125	1	1.2
	BlelakeriManganagouda	1087	125	2	1.1
	SannalingamanavaraPradipaBinBasavarajappa	1088	126	1+2	1.35
	SannalingammanavaraPradeepBinBasavarajappa	1089	127	1+2	0.87
	SannalingammanavaraPradeepBinBasavarajappa	1090	127	1+2	0.87
	HulmaniShashidhara	1091	128	1	0.54
	HulmaniShashidhara	1092	128	2	0.47
	HulmaniShashidhara	1093	128	3	0.43
	HulmaniShashidhar	1094	129	1	0.47
	BanakarBasavva	1095	129	2	0.83
	SharabeshwaraVidyapathi	1096	129	3	0.47
	MallanagoudaNinganagouda	1097	130	1	0.74
	HemanagoudaSiddanagouda	1098	130	2	0.77
	MallanagoudarNinganagouda	1099	131	1	0.2
	PatilBasanagouda	1100	131	2	0.19
	MudigoudraNagaraj	1101	131	3	0.4

MICROCODE	NameofFarmer	Farmer Code	SurveyNo		Area (Ha)
	MudigoudraNagaraj	1102	132	*	0.49
	BenakanakondaGuddappa	1103	134	20	0.53
	MallanagoudaShankargouda	1104	135	*	0.89
	MallikarjunaTandeNagappaGuttala	1105	136	1	0.43
	MallikarjunaTandeNagappaGutthala	1106	136	1	0.43
	SureshSiBinChannaveerappa	1107	136	2	0.43
	AshokTandeMurigeppaMalaalli	1108	148	*	0.77
	ShekappaTandeChannaveerappaHosangadi	1109	149	1	0.43
	HosangadiShivashankara	1110	149	2	1.3
	ParavvaKomBasavarajaHosangadi	1112	149	3	0.43
	SurshTandeChannaveerappaHosangadi	1113	149	4	0.44
	SannalingammanavaraPradeepBinBasavarajappa	1114	150	1	1.17
	SannalingammanavaraPradeepBinBasavarajappa	1115	150	2	1.19
	BaligarChandrashekarappa	1116	151	1	0.93
	SannalingammanavaraPradeepBinBasavarajappa	1117	151	2	1.17
	BevinahalliKenchappa	1118	152	1	0.8
	BevinahalliGanagappa	1119	152	2	0.8
	HulmaniShivayogappa	1120	152	3	1.13
	HulmaniShivayogappa	1121	153	1	0.13
	BelakeriChandrappa	1122	153	2	0.8
	AngadiRajeshkarappa	1123	153	3	0.8
	BelakeriShivanagammaKomDuymanagouda	1124	153	4	0.8
	BelakeriBasavangouda	1125	154	*	0.96
	BelakeriSharada	1126	154	*	0.8
	SaravannanavaraRajeSab	1127	154	*	0.8
	KademaniGadigevva	1128	155	1	0.25
	BelakeriManjanagouda	1129	155	10	0.82
	KademaniGadigevva	1130	155	2	0.17
	GodihalaUrphKademaniShivamurtheppa	1131	155	3	0.2
	SirigeriJamalSab	1132	155	4	0.28
	SirigeriRajeSab	1133	155	5	0.14
	BalakeriManjanagouda	1134	155	6	0.84

MICROCODE	NameofFarmer	Farmer Code	SurveyNo		Area (Ha)
	GodihalaUrphKademaniShivamurtheppa	1135	155	7	0.18
	SirigeriJamalSab	1136	155	8	0.26
	SirigeriRajeSab	1137	155	9	0.12
	HampaliThirthavva	1138	161	*	2.02
	MudigoudraNagaraja	1139	162	1e	0.3
	MudigoudraNagaraja	1140	162	1w	0.29
	MallanagoudaraShivanagouda	1141	162	2	0.51
	MudigudarNagaraja	1142	163	1	0.54
	MallanagoudarShivagouda	1143	163	2	0.58
	MallanagoudraNinganagouda	1144	164	*	2.49
	MallanagoudraNinganagouda	1145	164	*	2.49
	HulmaniBasavanthappaBinBasappa	1146	165	1	0.55
	HulmaniBasavanthappaBinBasappa	1147	165	2	0.47
	KaregoudraNaganagouda	1148	166	1	0.29
	KaregoudaKaribasanagouda	1149	166	2	0.6
	DyamanagoudarNagammaKomBasanagouda	1150	167	1	0.53
	EmmeraHalappa	1151	167	2	0.6
	EmmaraHalappa	1152	167	2	0.6
	PatilAnilBinShambhulingangouda	1153	168	*	0.23
	BharamagoudaSannagouda	1154	169	1	0.13
	BharamagoudaSannagouda	1155	170	1	0.2
	BharamagoudaSannagouda	1156	170	2	0.38
	SadhanagoudaPatil	1157	171	*	0.6
	PatilShivanagoudaAdivappagouda	1158	172	1	0.93
	DyamanagoudaRudragouda	1159	172	2	1.07
	DyamanagoudaRudragouda	1160	172	2	1.07
	HulmaniBasavantappaBinBasappa	1161	174	1+2e	0.48
	BasanagoudraRamanagouda	1162	174	1+2w	0.17
	HulmaniBasavantappaBinBasappa	1163	174	3	0.61
	SumitraKomGuddanagoudaMallangouda	1164	175	*	4.11
	BelakeriShanthavva	1165	176	2	0.32
	LinganagoudaTandeChikkanagoudaDyamanagouda	1166	176	3	0.38



MICROCODE	NameofFarmer	Farmer Code	SurveyNo		Area (Ha)
	SankannanavaraLakshmavvaKomGuddappa	1167	177	1	0.07
	BharamagoudraSannagouda	1168	177	2	0.05
	SadhanadhagoudaPatil	1169	177	3	0.07
	SankannanavarLakshmavvaKomGuddappa	1170	178	1	0.26
	SankannanavarLakshmavvaKomGuddappa	1171	178	2	0.35
	HurakadiGuddappa	1172	179	1	0.67
	GolappanavaraUrphYaleholiMaligeppa	1173	179	2	0.41
	HurakadliUmeshappa	1174	180	1+2+3+	0.5
	HurkadliGuddappa	1175	180	4	0.5
	DyamanagoudaNagammaKomBasanagouda	1176	181	*	0.49
Joisarahalli	BanakarBasavaraj	545	247	1+2	1.2
4D4C5G1b	BanakarAppurajaBinChandrappaTayiLalitavva	546	247	1+2	0.51
	MuddappalavaraKarabasappaBinMahadevappa	547	247	1	0.74
	MruthyunjayaTandeGulappaMuddappanavar	548	247	3	0.86
	MuddappanavarHonnappa	549	247	3	0.85
	MudeppanavaraJayappa	550	247	4	1.85
	BanakarAppurajbinChandrappaTayiLalitavva	551	247	1+2	0.51
	Mudeppanavarthirkappa	552	247	5	1.75
	BanakarAppurajBinChandrappaTayiLalithavva	553	247	4	0.8
	PatilBasanagouda	554	248	1	0.69
	BanakarBasavarajBinChandrappa	555	248	10	1.28
	ChannagoudaKaregouda	556	248	11	0.35
	ChannagoudaKallanagouda	557	248	12	0.39
	ChannagoudaGuranagouda	558	248	13	0.54
	HiregoudaHanumanthappaBinChannabasappa	559	248	1	0.4
	HiregoudaHanumanthappabinChannabasappa	560	248	1	0.25
	ChennagoudaKannagouda	561	248	2	1.6
	HiregoudaChandrashekarBinChannapasappa	562	248	3	0.32
	HiregoudaHanumanthappaBinChannapasappa	563	248	4	0.4
	HiregoudaChandrashekarBinChannapasappa	564	248	5	0.4
	HiregoudaChandrashekarBinChannapasappa	565	248	6	0.32
	HiregoudaHanumanthappaBinChannapasappa	566	248	7	0.4

MICROCODE	NameofFarmer	Farmer Code	SurveyNo		Area (Ha)
	HiregoudaChandrashekarabinChannapasappa	567	248	8	0.4
	PatilKategouda	568	248	9	0.8
	PujaraMalishanthappabinChanabasappa	569	249	1೉	0.8
	MuddemmanavarGadigeppa	570	249	1೧	0.67
	ThalavaraBharamavvaKomHanumanthappa	571	249	1೧	0.68
	MuddappalavaraParameshappa	572	249	3೉	0.72
	DeepaNilaganti	573	249	3೪	0.75
	MuddappalavaraShankrappa	574	249	3೪	0.75
	MuddappalavaraMaheshappa	575	249	3೧	0.73
	MuddappalavaraRathnavva	576	249	2	2.92
	MuddemmanavaraGadigeppaBinBasavanneppa	578	249	4	0.54
	HosangadiShivanandappaSomappa	579	250	1೉.	2
	NethravathikomNageshaYaligara	580	250	1೪	0.4
	SubhashchandraBasavanneppaYaleholi	581	250	1೪	0.4
	SubhashchandraBasavanneppaYaleholi	582	250	1೧.	1.2
	MuddappalavaraGadigeppa	583	250	2	2.22
	MuddappalavaraShankrappa	584	250	2	1.6
	MuddappalavaraShankrappa	585	250	2	1.6
	ManjappaThandeSiddappaMuddemmanavara	586	251	1	1.36
	MuddemmanavaraSuresha	587	251	2೉	1.35
	MuddemmanavaraUmeshabinChannabasappa	588	251	2೧	1.67
	BasavarajaS/o.SiddappaMuddemmanavara	589	251	3	1.88
	MuddappalavaraMarishanthappabinHolebasappa	590	252	1	1.16
	Channagoudra	591	252	2	1.28
	MuddappalavaraShankrappabinGurusiddappa	592	252	3	2.48
	ChannagoudraGurushantagouda	593	252	4	1.24
	MuddappalavaraManjappabinMarishanthappa	594	252	5	1.6
	PatilaSiddanagouda	595	253	1	2.64
	MuddemmanavaraDyavanagouda	596	253	2	0.34
	MuddemmanavaraDyanagouda	597	253	3	0.5
	KambaliSiddappa	598	253	4	1.35
	KambaliBeerappa	599	253	5	0.98

MICROCODE	NameofFarmer	Farmer Code	SurveyNo		Area (Ha)
	KambaliRamappa	600	253	6	0.82
	MasanagiShambhu	601	7	1	1.35
	MasanagiParameshappabinMudakappa	602	7	2	1.03
	MasanagiAjjappa	603	7	3e	0.96
	MasanagiAjjappa	604	7	3w	0.2
	MasanagiAjjappa	605	7	3w	1.04
	MasanagiGurusantavvakomNagappa	606	7	4	1.13
	MasanagilravvakomDevendrappaPurvakke	607	7	5	1.13

#### 4.NetPlanningandProjectactivities

Rsinlakhs

[Chapter-IV]4.3BaselineData-DetailsofExistingSoilMoistureConservationandWaterHarvestingActivities

VillageName	SurveyNo.	Activity Type:	Activity Name:	Unit	PerUnit Runoff Stored	Existing No.ofstructures	Latitude (Degree-Min-Sec)	Longitude (Degree-Min-Sec)	IsInUsed 9Yes/No)	ProgramName	YearOfConstruction(YYY Y-YY)
Saravandha	98	WaterHarvestingActivities	Tank	1	35.298	1	14.601	75.549	yes	Old	Old
	91		Tank	2	10.578	1	14.601	75.566	yes	Old	Old
	38		CheckDam	1	1.98	1	14.615	75.544	yes	TP	2007-8
	15		FarmPond	1	0.7	1	14.615	75.533	yes	NREGA	2016-17
	24		FarmPond	1	0.7	1	14.616	75.542	yes	NREGA	2016-18
	17		OpenWell	1	0.288	1	14.618	75.535	yes	Old	Old
	119		Tank	1	3.098	1	14.598	75.532	yes	Old	Old
	89		FarmPond	1	0.7	1	14.603	75.564	yes	NREGA	2017-18
	94		FarmPond	1	0.7	1	14.600	75.559	yes	NREGA	2017-19
<b>Total</b>				<b>10</b>	<b>54.042</b>	<b>9</b>					

4.NetPlanningandProjectactivities

Rsinlakhs

[Chapter-IV]4.4DetailsofProposedSoilMoistureConservationandWaterHarvestingActivities

Ukkundha4D4C2G1b

VillageName	Farmer Code	FarmerName	Aadhar Card No	Survey Number	RateType(Manually /Machine ry)	ActivityType(SoilMoistureCo nservationActivity/Water HarvestingActivity)	ActivityName	Unit	UnitCost( InLakhs.)	Proposed Quantity	Latitude( Deg-Min- Sec)	Longitude (Deg-Min- Sec)	TotalCost (InLacs)	Site Photo
Ukkundha	401	MathadGangadharayya		2	1	Machinery	SoilMoistureConservation	TCB	Ha	0.04493	0.330	14.599	75.527	0.015
4D4C2G1b								WasteWair	No	0.050	0			0.000
								Forestry	Ha	0.1525	0.100			0.015
								Horticulture	Ha	0.22634	0.000			0.000
	402	KathyayaniKomGangadharayyaMathad		2	2	Machinery	SoilMoistureConservation	TCB	Ha	0.04493	0.380	14.599	75.527	0.017
								WasteWair	No	0.050	0			0.000
								Forestry	Ha	0.1525	0.100			0.015
								Horticulture	Ha	0.22634	0.000			0.000
	403	BelakeriMailarappa		2	2	Machinery	SoilMoistureConservation	TCB	Ha	0.04493	0.120	14.599	75.527	0.005
								WasteWair	No	0.050	0			0.000
								Forestry	Ha	0.1525	0.100			0.015
								Horticulture	Ha	0.22634	0.000			0.000
	404	MathadaNithayananda		3	1	Machinery	SoilMoistureConservation	TCB	Ha	0.04493	1.060	14.599	75.527	0.048
								WasteWair	No	0.050	2			0.100
								Forestry	Ha	0.1525	0.100			0.015
								Horticulture	Ha	0.22634	0.000			0.000
	405	NingappaTandeBasavarajaBadiger		3	2	Machinery	SoilMoistureConservation	TCB	Ha	0.04493	0.370	14.599	75.527	0.017
								WasteWair	No	0.050	2			0.100
								Forestry	Ha	0.1525	0.600			0.092
								Horticulture	Ha	0.22634	2.000			0.453
	406	BasavarajTandeNingappaBadiger		3	3	Machinery	SoilMoistureConservation	TCB	Ha	0.04493	0.100	14.599	75.527	0.004
								WasteWair	No	0.050	0			0.000
								Forestry	Ha	0.1525	0.250			0.038
								Horticulture	Ha	0.22634	0.000			0.000
	407	BadigerVirappa		3	4	Machinery	SoilMoistureConservation	TCB	Ha	0.04493	0.360	14.599	75.527	0.016
								WasteWair	No	0.050	2			0.100
								Forestry	Ha	0.1525	0.340			0.052
								Horticulture	Ha	0.22634	0.000			0.000
	408	BrahmachariTandeSankrappaBadiger		3	5	Machinery	SoilMoistureConservation	TCB	Ha	0.04493	0.270	14.599	75.527	0.012
								WasteWair	No	0.050	1			0.050
								Forestry	Ha	0.1525	0.350			0.053
								Horticulture	Ha	0.22634	0.000			0.000
	409	KathyayaniKomGangadharayyaMathad		4	1	Machinery	SoilMoistureConservation	TCB	Ha	0.04493	0.390	14.599	75.527	0.018
								WasteWair	No	0.050	2			0.100
								Forestry	Ha	0.1525	0.330			0.050
								Horticulture	Ha	0.22634	0.000			0.000
	410	BelakeriManjanagouda		4	3	Machinery	SoilMoistureConservation	TCB	Ha	0.04493	0.240	14.599	75.527	0.011
								WasteWair	No	0.050	2			0.100
								Forestry	Ha	0.1525	0.300			0.046

							Horticulture	Ha	0.22634	0.000			0.000	
--	--	--	--	--	--	--	--------------	----	---------	-------	--	--	-------	--

VillageName	Farmer Code	FarmerName	Aadhar Card No	Survey Number	RateType(Manually /Machinery)	ActivityType(SoilMoistureConservationActivity/Water HarvestingActivity)	ActivityName	Unit	UnitCost(InLakhs.)	Proposed Quantity	Latitude(Deg-Min-Sec)	Longitude (Deg-Min-Sec)	TotalCost (InLacs)	Site Photo
	411	MathadNithyananda		4	4	Machinery	SoilMoistureConservation	TCB	Ha	0.04493	0.290	14.599	75.527	0.013
							WasteWair	No	0.050	0				0.000
							Forestry	Ha	0.1525	0.400				0.061
							Horticulture	Ha	0.22634	0.000				0.000
	412	NingappaTandeBasavarajBadiger		4	5	Machinery	SoilMoistureConservation	TCB	Ha	0.04493	0.300	14.599	75.527	0.013
							WasteWair	No	0.050	0				0.000
							Forestry	Ha	0.1525	0.300				0.046
							Horticulture	Ha	0.22634	0.000				0.000
	413	BasavarajTandeNingappaBadiger		5	1e9	Machinery	SoilMoistureConservation	TCB	Ha	0.04493	1.600	14.599	75.527	0.072
							WasteWair	No	0.050	1				0.050
							Forestry	Ha	0.1525	0.300				0.046
							Horticulture	Ha	0.22634	0.000				0.000
	414	BadigerVirappa		5	1e8	Machinery	SoilMoistureConservation	TCB	Ha	0.04493	0.720	14.599	75.527	0.032
							WasteWair	No	0.050	1				0.050
							Forestry	Ha	0.1525	0.300				0.046
							Horticulture	Ha	0.22634	0.000				0.000
	415	BramhachariTandeSankrappaBadiger		5	1e2	Machinery	SoilMoistureConservation	TCB	Ha	0.04493	0.720	14.599	75.527	0.032
							WasteWair	No	0.050	1				0.050
							Forestry	Ha	0.1525	0.300				0.046
							Horticulture	Ha	0.22634	0.000				0.000
	416	KadaramandalagiSivanutheppa		5	2	Machinery	SoilMoistureConservation	TCB	Ha	0.04493	0.860	14.599	75.527	0.039
							WasteWair	No	0.050	2				0.100
							Forestry	Ha	0.1525	0.300				0.046
							Horticulture	Ha	0.22634	0.000				0.000
	417	SirageriPakkiramma		5	2	Machinery	SoilMoistureConservation	TCB	Ha	0.04493	1.100	14.599	75.527	0.049
							WasteWair	No	0.050	2				0.100
							Forestry	Ha	0.1525	0.200				0.031
							Horticulture	Ha	0.22634	0.000				0.000

VillageName	Farmer Code	FarmerName	Aadhar Card No	Survey Number	RateType (Manually/Machinery)	ActivityType(SoilMoisture ConservationActivity/WaterHarvestingActivity)	ActivityName	Unit	UnitCost(InLakhs.)	Proposed Quantity	Latitude (Deg-Min-Sec)	Longitude (Deg-Min-Sec)	TotalCost (InLacs)	Site Photo
	418	HulamaniShivanandappa		5	2	Machinery	SoilMoistureConservation	TCB	Ha	0.04493	1.200	14.599	75.527	0.054
							WasteWair	No	0.050	2				0.100
							Forestry	Ha	0.1525	0.300				0.046
							Horticulture	Ha	0.22634	0.000				0.000
	419	DyamannanavarShivamurthappa		6	1+2	Machinery	SoilMoistureConservation	TCB	Ha	0.04493	1.850	14.599	75.527	0.083
							WasteWair	No	0.050	3				0.150
							Forestry	Ha	0.1525	0.800				0.122
							Horticulture	Ha	0.22634	0.000				0.000
	420	DyamannanavarPrakasha		6	1+2	Machinery	SoilMoistureConservation	TCB	Ha	0.04493	1.780	14.599	75.527	0.080
							WasteWair	No	0.050	2				0.100
							Forestry	Ha	0.1525	0.800				0.122
							Horticulture	Ha	0.22634	0.000				0.000
	421	HulamiBasavaraj		7	2	Machinery	SoilMoistureConservation	TCB	Ha	0.04493	0.400	14.599	75.527	0.018
							WasteWair	No	0.050	2				0.100
							Forestry	Ha	0.1525	0.300				0.046
							Horticulture	Ha	0.22634	0.000				0.000
	422	HulmaniSushilaKomLokappa		7	2	Machinery	SoilMoistureConservation	TCB	Ha	0.04493	0.500	14.599	75.527	0.022
							WasteWair	No	0.050	1				0.050
							Forestry	Ha	0.1525	0.100				0.015
							Horticulture	Ha	0.22634	0.000				0.000
	423	KoteppaHulmani		7	3	Machinery	SoilMoistureConservation	TCB	Ha	0.04493	0.300	14.599	75.527	0.013
							WasteWair	No	0.050	0				0.000
							Forestry	Ha	0.1525	0.100				0.015
							Horticulture	Ha	0.22634	0.000				0.000
	424	KammaraGudadeshappa		8	1	Machinery	SoilMoistureConservation	TCB	Ha	0.04493	1.000	14.599	75.527	0.045
							WasteWair	No	0.050	2				0.100
							Forestry	Ha	0.1525	0.200				0.031
							Horticulture	Ha	0.22634	0.000				0.000
	425	KammaraRathanacahariBinVinachar		8	2	Machinery	SoilMoistureConservation	TCB	Ha	0.04493	0.990	14.599	75.527	0.044
							WasteWair	No	0.050	2				0.100
							Forestry	Ha	0.1525	0.300				0.046
							Horticulture	Ha	0.22634	0.000				0.000
	426	godhialaUrpaKademaniShivamurthappa		12	1	Machinery	SoilMoistureConservation	TCB	Ha	0.04493	0.120	14.599	75.527	0.005
							WasteWair	No	0.050	0				0.000
							Forestry	Ha	0.1525	0.100				0.015
							Horticulture	Ha	0.22634	0.000				0.000
	427	BasavarajTandeSkivamurteppaKademani		12	1B	Machinery	SoilMoistureConservation	TCB	Ha	0.04493	0.240	14.599	75.527	0.011
							WasteWair	No	0.050	0				0.000
							Forestry	Ha	0.1525	0.100				0.015
							Horticulture	Ha	0.22634	0.000				0.000
	428	KademaniRavi		12	1	Machinery	SoilMoistureConservation	TCB	Ha	0.04493	0.110	14.599	75.527	0.005
							WasteWair	No	0.050	0				0.000
							Forestry	Ha	0.1525	0.100				0.015
							Horticulture	Ha	0.22634	0.000				0.000
	429	KademaniParvathavvaKomchandrashekarappa		12	2B	Machinery	SoilMoistureConservation	TCB	Ha	0.04493	0.210	14.599	75.527	0.009
							WasteWair	No	0.050	0				0.000
							Forestry	Ha	0.1525	0.100				0.015
							Horticulture	Ha	0.22634	0.000				0.000



	430	KademaniParvathavvaKomChandrashekarappa	12	3	Machinery	SoilMoistureConservation	TCB	Ha	0.04493	0.470	14.599	75.527	0.021
							WasteWair	No	0.050	1			0.050

VillageName	Farmer Code	FarmerName	Aadhar Card No	Survey Number	RateType(Manually /Machine ry)	ActivityType(SoilMoistureCo nservationActivity/Water HarvestingActivity)	ActivityName	Unit	UnitCost( InLakhs.)	Proposed Quantity	Latitude( Deg-Min- Sec)	Longitude (Deg-Min- Sec)	TotalCost (InLacs)	Site Photo
							Forestry	Ha	0.1525	0.100			0.015	
							Horticulture	Ha	0.22634	0.000			0.000	
	431	KademaniShashikala		12	4	Machinery	SoilMoistureConservation	TCB	Ha	0.04493	0.160	14.599	75.527	0.007
							WasteWair	No	0.050	0			0.000	
							Forestry	Ha	0.1525	0.100			0.015	
							Horticulture	Ha	0.22634	0.000			0.000	
	432	KulkarniNialagiriraj		13	2e9	Machinery	SoilMoistureConservation	TCB	Ha	0.04493	0.130	14.599	75.527	0.006
							WasteWair	No	0.050	0			0.000	
							Forestry	Ha	0.1525	0.100			0.015	
							Horticulture	Ha	0.22634	0.000			0.000	
	433	YaligarShivappa		13	2e0	Machinery	SoilMoistureConservation	TCB	Ha	0.04493	0.100	14.599	75.527	0.004
							WasteWair	No	0.050	0			0.000	
							Forestry	Ha	0.1525	0.100			0.015	
							Horticulture	Ha	0.22634	0.000			0.000	
	434	YaligarRudrappa		13	2e1	Machinery	SoilMoistureConservation	TCB	Ha	0.04493	0.800	14.599	75.527	0.036
							WasteWair	No	0.050	1			0.050	
							Forestry	Ha	0.1525	0.100			0.015	
							Horticulture	Ha	0.22634	0.000			0.000	
	435	YeligarKanthesha		13	2e2	Machinery	SoilMoistureConservation	TCB	Ha	0.04493	1.200	14.599	75.527	0.054
							WasteWair	No	0.050	2			0.100	
							Forestry	Ha	0.1525	0.600			0.092	
							Horticulture	Ha	0.22634	0.000			0.000	
	436	YaligarMailarappa		13	2e3	Machinery	SoilMoistureConservation	TCB	Ha	0.04493	0.100	14.599	75.527	0.004
							WasteWair	No	0.050	0			0.000	
							Forestry	Ha	0.1525	0.100			0.015	
							Horticulture	Ha	0.22634	0.000			0.000	
	437	HuliniaKomSanjaya		13	1	Machinery	SoilMoistureConservation	TCB	Ha	0.04493	0.340	14.599	75.527	0.015
							WasteWair	No	0.050	0			0.000	
							Forestry	Ha	0.1525	0.200			0.031	
							Horticulture	Ha	0.22634	0.000			0.000	
	438	AngadiShivappa		13	10	Machinery	SoilMoistureConservation	TCB	Ha	0.04493	0.100	14.599	75.527	0.004
							WasteWair	No	0.050	0			0.000	
							Forestry	Ha	0.1525	0.100			0.015	
							Horticulture	Ha	0.22634	0.000			0.000	
	439	HulmaiManjulaKomKarbasappaBleakeriUrphMan		13	11	Machinery	SoilMoistureConservation	TCB	Ha	0.04493	0.100	14.599	75.527	0.004
							WasteWair	No	0.050	0			0.000	
							Forestry	Ha	0.1525	0.100			0.015	
							Horticulture	Ha	0.22634	0.000			0.000	
	440	RevaneppaMadivalar		13	13	Machinery	SoilMoistureConservation	TCB	Ha	0.04493	0.100	14.599	75.527	0.004
							WasteWair	No	0.050	0			0.000	
							Forestry	Ha	0.1525	0.100			0.015	
							Horticulture	Ha	0.22634	0.000			0.000	
	441	BasanagoudaBelakeri		13	14	Machinery	SoilMoistureConservation	TCB	Ha	0.04493	0.110	14.599	75.527	0.005
							WasteWair	No	0.050	0			0.000	
							Forestry	Ha	0.1525	0.100			0.015	
							Horticulture	Ha	0.22634	0.000			0.000	
	442	ManjanagoudaMallangouda		13	15	Machinery	SoilMoistureConservation	TCB	Ha	0.04493	0.200	14.599	75.527	0.009
							WasteWair	No	0.050	0			0.000	

VillageName	Farmer Code	FarmerName	Aadhar Card No	Survey Number	RateType(Manually /Machinery)	ActivityType(SoilMoistureConservationActivity/Water HarvestingActivity)	ActivityName	Unit	UnitCost(InLakhs.)	Proposed Quantity	Latitude(Deg-Min-Sec)	Longitude (Deg-Min-Sec)	TotalCost (InLacs)	Site Photo
							Forestry	Ha	0.1525	0.100			0.015	
							Horticulture	Ha	0.22634	0.000			0.000	
	443	JyothiKomHalanagoudaMallanagouda		13	16	Machinery	SoilMoistureConservation	TCB	Ha	0.04493	0.110	14.599	75.527	0.005
							WasteWair	No	0.050	0			0.000	
							Forestry	Ha	0.1525	0.100			0.015	
							Horticulture	Ha	0.22634	0.000			0.000	
	444	BasavarajBaligar		13	17	Machinery	SoilMoistureConservation	TCB	Ha	0.04493	0.100	14.599	75.527	0.004
							WasteWair	No	0.050	0			0.000	
							Forestry	Ha	0.1525	0.100			0.015	
							Horticulture	Ha	0.22634	0.000			0.000	
	445	DhevarmaniUrpsPatilShivanagoudaurpsPrasanthg		13	18	Machinery	SoilMoistureConservation	TCB	Ha	0.04493	0.110	14.599	75.527	0.005
							WasteWair	No	0.050	0			0.000	
							Forestry	Ha	0.1525	0.100			0.015	
							Horticulture	Ha	0.22634	0.000			0.000	
	446	KariogoudaNagarajagouda		13	3	Machinery	SoilMoistureConservation	TCB	Ha	0.04493	0.100	14.599	75.527	0.004
							WasteWair	No	0.050	0			0.000	
							Forestry	Ha	0.1525	0.100			0.015	
							Horticulture	Ha	0.22634	0.000			0.000	
	447	AladageriChandrappa		13	4	Machinery	SoilMoistureConservation	TCB	Ha	0.04493	0.800	14.599	75.527	0.036
							WasteWair	No	0.050	1			0.050	
							Forestry	Ha	0.1525	0.100			0.015	
							Horticulture	Ha	0.22634	0.000			0.000	
	448	BelakeriNaganagouda		13	5	Machinery	SoilMoistureConservation	TCB	Ha	0.04493	0.100	14.599	75.527	0.004
							WasteWair	No	0.050	0			0.000	
							Forestry	Ha	0.1525	0.100			0.015	
							Horticulture	Ha	0.22634	0.000			0.000	
	449	YaligarNageshaBinRudrappa		14	1	Machinery	SoilMoistureConservation	TCB	Ha	0.04493	0.270	14.599	75.527	0.012
							WasteWair	No	0.050	0			0.000	
							Forestry	Ha	0.1525	0.100			0.015	
							Horticulture	Ha	0.22634	0.000			0.000	
	450	YaligarNageshaBinRudrappa		14	2	Machinery	SoilMoistureConservation	TCB	Ha	0.04493	0.310	14.599	75.527	0.014
							WasteWair	No	0.050	0			0.000	
							Forestry	Ha	0.1525	0.100			0.015	
							Horticulture	Ha	0.22634	0.000			0.000	
	451	KalasagoudaSushilavva		15	*	Machinery	SoilMoistureConservation	TCB	Ha	0.04493	0.590	14.599	75.527	0.027
							WasteWair	No	0.050	1			0.050	
							Forestry	Ha	0.1525	0.100			0.015	
							Horticulture	Ha	0.22634	0.000			0.000	
	452	HadarageriBasavanneppa		16	1	Machinery	SoilMoistureConservation	TCB	Ha	0.04493	0.300	14.599	75.527	0.013
							WasteWair	No	0.050	0			0.000	
							Forestry	Ha	0.1525	0.200			0.031	
							Horticulture	Ha	0.22634	0.000			0.000	
	453	BisalahalliBasavaraja		16	2	Machinery	SoilMoistureConservation	TCB	Ha	0.04493	0.160	14.599	75.527	0.007
							WasteWair	No	0.050	0			0.000	
							Forestry	Ha	0.1525	0.100			0.015	
							Horticulture	Ha	0.22634	0.000			0.000	
	454	BisalahalliMallappabinBasavanthappa		16	3	Machinery	SoilMoistureConservation	TCB	Ha	0.04493	0.260	14.599	75.527	0.012
							WasteWair	No	0.050	0			0.000	

								Forestry	Ha	0.1525	0.200		0.031	
--	--	--	--	--	--	--	--	----------	----	--------	-------	--	-------	--

VillageName	Farmer Code	FarmerName	Aadhar Card No	Survey Number	RateType(Manually /Machinery)	ActivityType(SoilMoistureConservationActivity/Water HarvestingActivity)	ActivityName	Unit	UnitCost(InLakhs.)	Proposed Quantity	Latitude(Deg-Min-Sec)	Longitude (Deg-Min-Sec)	TotalCost (InLacs)	Site Photo
							Horticulture	Ha	0.22634	0.000			0.000	
	455	BasanagoudaPakkiragouda		16	2	Machinery	SoilMoistureConservation	TCB	Ha	0.04493	0.100	14.599	75.527	0.004
							WasteWair	No	0.050	0			0.000	
							Forestry	Ha	0.1525	0.100			0.015	
							Horticulture	Ha	0.22634	0.000			0.000	
	456	BisalaliShekappa		16	3	Machinery	SoilMoistureConservation	TCB	Ha	0.04493	0.260	14.599	75.527	0.012
							WasteWair	No	0.050	0			0.000	
							Forestry	Ha	0.1525	0.100			0.015	
							Horticulture	Ha	0.22634	0.000			0.000	
	457	DesayiNagappaBinSannamallppa		18	1	Machinery	SoilMoistureConservation	TCB	Ha	0.04493	0.340	14.599	75.527	0.015
							WasteWair	No	0.050	1			0.050	
							Forestry	Ha	0.1525	0.000			0.000	
							Horticulture	Ha	0.22634	0.000			0.000	
	458	SarpannanavarRajeSabBinHonnauSab		18	2	Machinery	SoilMoistureConservation	TCB	Ha	0.04493	0.350	14.599	75.527	0.016
							WasteWair	No	0.050	0			0.000	
							Forestry	Ha	0.1525	0.100			0.015	
							Horticulture	Ha	0.22634	0.000			0.000	
	459	DesayiGulappa		18	3	Machinery	SoilMoistureConservation	TCB	Ha	0.04493	0.340	14.599	75.527	0.015
							WasteWair	No	0.050	0			0.000	
							Forestry	Ha	0.1525	0.100			0.015	
							Horticulture	Ha	0.22634	0.000			0.000	
	460	SarpannanavarNurSabBinNonnurSab		18	4	Machinery	SoilMoistureConservation	TCB	Ha	0.04493	0.350	14.599	75.527	0.016
							WasteWair	No	0.050	0			0.000	
							LRRS	No	2.50	1			2.500	
							Forestry	Ha	0.1525	0.000			0.000	
	461	HulmaniYallammaUrpaMallammaKomKuberappa		19	1	Machinery	SoilMoistureConservation	TCB	Ha	0.04493		14.599	75.527	0.000
							WasteWair	No	0.050	1			0.050	
							LRRS	No	2.50	1			2.500	
	462	HulmaniYallammaUrpaMallammaKomKuberappa		19	2	Machinery	SoilMoistureConservation	TCB	Ha	0.04493	1.000	14.599	75.527	0.000
							WasteWair	No	0.050	0			0.000	
							Forestry	Ha	0.1525	0.000			0.000	
							Horticulture	Ha	0.22634	2.000			0.453	
	463	HulmaniKoteppaBinBasavalingappa		21	*	Machinery	SoilMoistureConservation	TCB	Ha	0.04493		14.599	75.527	0.000
							WasteWair	No	0.050	3			0.150	
							Forestry	Ha	0.1525	0.000			0.000	
	464	HulmaniShivappa		22	1	Machinery	SoilMoistureConservation	TCB	Ha	0.04493		14.599	75.527	0.000
							WasteWair	No	0.050	1			0.050	
							LRRS	No	2.50	1			2.500	
							Forestry	Ha	0.1525	0.000			0.000	
	465	HulmaniBharamappa		22	2	Machinery	SoilMoistureConservation	TCB	Ha	0.04493		14.599	75.527	0.000
							WasteWair	No	0.050	3			0.150	
							LRRS	No	2.50	1			2.500	
	466	KadaramandagiNilavva		23	1	Machinery	SoilMoistureConservation	TCB	Ha	0.04493		14.599	75.527	0.000
							WasteWair	No	0.050	1			0.050	
							LRRS	No	2.50	1			2.500	
							Forestry	Ha	0.1525	0.000			0.000	

								Horticulture	Ha	0.22634	1.000		0.226	
--	--	--	--	--	--	--	--	--------------	----	---------	-------	--	-------	--

VillageName	Farmer Code	FarmerName	Aadhar Card No	Survey Number	RateType(Manually /Machinery)	ActivityType(SoilMoistureConservationActivity/Water HarvestingActivity)	ActivityName	Unit	UnitCost(InLakhs.)	Proposed Quantity	Latitude(Deg-Min-Sec)	Longitude(Deg-Min-Sec)	TotalCost(InLacs)	Site Photo
					Machinery	SoilMoistureConservation	TCB	Ha	0.04493		14.599	75.527	0.000	
							WasteWair	No	0.050	0			0.000	
	467	KadaramandalagiGulappa		23	2		LRRS	No	2.50	1			2.500	
							Forestry	Ha	0.1525	2.000			0.305	
							Horticulture	Ha	0.22634	1.000			0.226	
					Machinery	SoilMoistureConservation	TCB	Ha	0.04493		14.599	75.527	0.000	
							WasteWair	No	0.050	0			0.000	
	468	HulmaniShivarajaBinShivanandappa		24	1		Forestry	Ha	0.1525	0.000			0.000	
							Horticulture	Ha	0.22634	3.000			0.679	
					Machinery	SoilMoistureConservation	TCB	Ha	0.04493		14.599	75.527	0.000	
							WasteWair	No	0.050	2			0.100	
							Forestry	Ha	0.1525	0.000			0.000	
	469	HulmaniYallappaBinGangappa		24	4		Horticulture	Ha	0.22634	0.000			0.000	
					Machinery	SoilMoistureConservation	TCB	Ha	0.04493		14.599	75.527	0.000	
							WasteWair	No	0.050	1			0.050	
							Forestry	Ha	0.1525	0.100			0.015	
							Horticulture	Ha	0.22634	0.000			0.000	
	470	DharmappaHulmani		24	7	Machinery	SoilMoistureConservation	TCB	Ha	0.04493	0.410	14.599	75.527	0.018
							WasteWair	No	0.050	1			0.050	
							Forestry	Ha	0.1525	0.100			0.015	
							Horticulture	Ha	0.22634	0.000			0.000	
	471	KoteppaHulmani		24	9	Machinery	SoilMoistureConservation	TCB	Ha	0.04493	0.620	14.599	75.527	0.028
							WasteWair	No	0.050	1			0.050	
							Forestry	Ha	0.1525	0.200			0.031	
							Horticulture	Ha	0.22634	0.000			0.000	
	472	MallanagoudrNaganagoudaBinSannagouda		25	*	Machinery	SoilMoistureConservation	TCB	Ha	0.04493	1.050	14.599	75.527	0.047
							WasteWair	No	0.050	2			0.100	
							Forestry	Ha	0.1525	0.300			0.046	
							Horticulture	Ha	0.22634	0.000			0.000	
	473	BasanagoudrPhakkiragouda		26	1	Machinery	SoilMoistureConservation	TCB	Ha	0.04493	0.540	14.599	75.527	0.024
							WasteWair	No	0.050	1			0.050	
							Forestry	Ha	0.1525	0.300			0.046	
							Horticulture	Ha	0.22634	0.000			0.000	
	474	BasanagoudrShanthavva		26	2	Machinery	SoilMoistureConservation	TCB	Ha	0.04493	0.550	14.599	75.527	0.025
							WasteWair	No	0.050	1			0.050	
							Forestry	Ha	0.1525	0.200			0.031	
							Horticulture	Ha	0.22634	0.000			0.000	
	475	KhandibaguraUrpaPatilshubahsappa		27	*	Machinery	SoilMoistureConservation	TCB	Ha	0.04493	1.060	14.599	75.527	0.048
							WasteWair	No	0.050	2			0.100	
							Forestry	Ha	0.1525	0.300			0.046	
							Horticulture	Ha	0.22634	0.000			0.000	
	476	MallanagoudrNaganagoudaBinSannagouda		28	1	Machinery	SoilMoistureConservation	TCB	Ha	0.04493	0.540	14.599	75.527	0.024
							WasteWair	No	0.050	1			0.050	
							Forestry	Ha	0.1525	0.300			0.046	
							Horticulture	Ha	0.22634	0.000			0.000	
	477	MallanagoudaChikkanagouda		28	2	Machinery	SoilMoistureConservation	TCB	Ha	0.04493	0.560	14.599	75.527	0.025
							WasteWair	No	0.050	1			0.050	
							Forestry	Ha	0.1525	0.200			0.031	
							Horticulture	Ha	0.22634	0.000			0.000	

	478	MalenahalliUrpaPatilSushilavvaKomLinganagouda	29	1	Machinery	SoilMoistureConservation	TCB	Ha	0.04493	0.530	14.599	75.527	0.024
							WasteWair	No	0.050	1			0.050
							Forestry	Ha	0.1525	0.200			0.031



VillageName	Farmer Code	FarmerName	Aadhar Card No	Survey Number	RateType(Manually /Machine ry)	ActivityType(SoilMoistureConservationActivity/Water HarvestingActivity)	ActivityName	Unit	UnitCost(InLakhs.)	Proposed Quantity	Latitude(Deg-Min-Sec)	Longitude (Deg-Min-Sec)	TotalCost (InLacs)	Site Photo
	479	MalenahalliUrpaPatilUjjanagouda		29	2	Machinery	SoilMoistureConservation	Horticulture	Ha	0.22634	0.000		0.000	
								TCB	Ha	0.04493	0.520	14.599	75.527	0.023
								WasteWair	No	0.050	1			0.050
								Forestry	Ha	0.1525	0.200			0.031
								Horticulture	Ha	0.22634	0.000			0.000
	480	MalenahalliUrpaPatilUmeshagouda		29	3	Machinery	SoilMoistureConservation	TCB	Ha	0.04493	0.520	14.599	75.527	0.023
								WasteWair	No	0.050	1			0.050
								Forestry	Ha	0.1525	0.200			0.031
								Horticulture	Ha	0.22634	0.000			0.000
	481	MalenahalliPusphaKomKumaranagouda		29	4	Machinery	SoilMoistureConservation	TCB	Ha	0.04493	0.520	14.599	75.527	0.023
								WasteWair	No	0.050	1			0.050
								Forestry	Ha	0.1525	0.200			0.031
								Horticulture	Ha	0.22634	0.000			0.000
	482	PatilNaganagouda		29	5	Machinery	SoilMoistureConservation	TCB	Ha	0.04493	0.530	14.599	75.527	0.024
								WasteWair	No	0.050	1			0.050
								Forestry	Ha	0.1525	0.300			0.046
								Horticulture	Ha	0.22634	0.000			0.000
	483	DesayiPadmavvaKomRamappa		35	1A			Forestry	Ha	0.1525	0.000			0.000
								Horticulture	Ha	0.22634	3.000			0.679
						Machinery	SoilMoistureConservation	TCB	Ha	0.04493		14.599	75.527	0.000
								WasteWair	No	0.050	0			0.000
	484	KurabaraBhimappa		35	1a			Forestry	Ha	0.1525	0.000			0.000
								Horticulture	Ha	0.22634	2.000			0.453
						Machinery	SoilMoistureConservation	TCB	Ha	0.04493		14.599	75.527	0.000
								WasteWair	No	0.050	2			0.100
								Forestry	Ha	0.1525	0.000			0.000
	485	HulmaniBasararaj		35	2			Horticulture	Ha	0.22634	0.000			0.000
						Machinery	SoilMoistureConservation	TCB	Ha	0.04493		14.599	75.527	0.000
								WasteWair	No	0.050	1			0.050
								Forestry	Ha	0.1525	0.600			0.092
								Horticulture	Ha	0.22634	0.000			0.000
	486	KurubaraPakirappa		35	3A	Machinery	SoilMoistureConservation	TCB	Ha	0.04493	1.590	14.599	75.527	0.071
								WasteWair	No	0.050	2			0.100
								Forestry	Ha	0.1525	0.300			0.046
								Horticulture	Ha	0.22634	0.000			0.000
	487	KurabaraShivappa		35	3a	Machinery	SoilMoistureConservation	TCB	Ha	0.04493	1.050	14.599	75.527	0.047
								WasteWair	No	0.050	2			0.100
								Forestry	Ha	0.1525	0.300			0.046
								Horticulture	Ha	0.22634	0.000			0.000
	488	hrideviTandeShekappaHulmaniUrpaShrideviKom		35	4	Machinery	SoilMoistureConservation	TCB	Ha	0.04493	0.570	14.599	75.527	0.026
								WasteWair	No	0.050	1			0.050
								Forestry	Ha	0.1525	0.100			0.015
								Horticulture	Ha	0.22634	0.000			0.000
	489	KurabaraBasavarajappa		35	5	Machinery	SoilMoistureConservation	TCB	Ha	0.04493	1.200	14.599	75.527	0.054
								WasteWair	No	0.050	2			0.100
								Forestry	Ha	0.1525	0.300			0.046
								Horticulture	Ha	0.22634	0.000			0.000
	490	HeggappaHulmani		35	6	Machinery	SoilMoistureConservation	TCB	Ha	0.04493	1.170	14.599	75.527	0.053

VillageName	Farmer Code	FarmerName	Aadhar Card No	Survey Number	RateType(Manually /Machine ry)	ActivityType(SoilMoistureCo nservationActivity/Water HarvestingActivity)	ActivityName	Unit	UnitCost( InLakhs.)	Proposed Quantity	Latitude( Deg-Min- Sec)	Longitude (Deg-Min- Sec)	TotalCost (InLacs)	Site Photo
							WasteWair	No	0.050	2			0.100	
							Forestry	Ha	0.1525	0.300			0.046	
							Horticulture	Ha	0.22634	0.000			0.000	
	491	PravinKotihal		92	1	Machinery	SoilMoistureConservation	TCB	Ha	0.04493	0.390	14.599	75.527	0.018
							WasteWair	No	0.050	0			0.000	
							Forestry	Ha	0.1525	0.100			0.015	
							Horticulture	Ha	0.22634	0.000			0.000	
	492	KademaniNagappa		92	2	Machinery	SoilMoistureConservation	TCB	Ha	0.04493	1.100	14.599	75.527	0.049
							WasteWair	No	0.050	1			0.050	
							Forestry	Ha	0.1525	0.300			0.046	
							Horticulture	Ha	0.22634	0.000			0.000	
	493	KotihalaBasappa		92	3	Machinery	SoilMoistureConservation	TCB	Ha	0.04493	0.970	14.599	75.527	0.044
							WasteWair	No	0.050	1			0.050	
							Forestry	Ha	0.1525	0.600			0.092	
							Horticulture	Ha	0.22634	0.000			0.000	
	494	HulmaniNijalingappa		92	4	Machinery	SoilMoistureConservation	TCB	Ha	0.04493	0.960	14.599	75.527	0.043
							WasteWair	No	0.050	2			0.100	
							Forestry	Ha	0.1525	0.600			0.092	
							Horticulture	Ha	0.22634	0.000			0.000	
	495	BelakeriSharada		92	5	Machinery	SoilMoistureConservation	TCB	Ha	0.04493	0.800	14.599	75.527	0.036
							WasteWair	No	0.050	2			0.100	
							Forestry	Ha	0.1525	0.450			0.069	
							Horticulture	Ha	0.22634	0.000			0.000	
	496	MalenahalliShivananda		93	*	Machinery	SoilMoistureConservation	TCB	Ha	0.04493	0.330	14.599	75.527	0.015
							WasteWair	No	0.050	0			0.000	
							Forestry	Ha	0.1525	0.100			0.015	
							Horticulture	Ha	0.22634	0.000			0.000	
	497	MalenahalliShivananda		94	*	Machinery	SoilMoistureConservation	TCB	Ha	0.04493	0.330	14.599	75.527	0.015
							WasteWair	No	0.050	0			0.000	
							Forestry	Ha	0.1525	0.100			0.015	
							Horticulture	Ha	0.22634	0.000			0.000	
	498	OlekarShivappaTayiHanumavva		95	1+2	Machinery	SoilMoistureConservation	TCB	Ha	0.04493	0.200	14.599	75.527	0.009
							WasteWair	No	0.050	0			0.000	
							Forestry	Ha	0.1525	0.100			0.015	
							Horticulture	Ha	0.22634	0.000			0.000	
	499	JadaraUrpaBarkiLaksmanna		95	1+2	Machinery	SoilMoistureConservation	TCB	Ha	0.04493	0.100	14.599	75.527	0.004
							WasteWair	No	0.050	0			0.000	
							Forestry	Ha	0.1525	0.100			0.015	
							Horticulture	Ha	0.22634	0.000			0.000	
	500	PatilSushilavvaKomLinganagouda		95	1+2	Machinery	SoilMoistureConservation	TCB	Ha	0.04493	0.280	14.599	75.527	0.013
							WasteWair	No	0.050	0			0.000	
							Forestry	Ha	0.1525	0.200			0.031	
							Horticulture	Ha	0.22634	0.000			0.000	
	501	BuddammanavarSharipSab		95	1+2	Machinery	SoilMoistureConservation	TCB	Ha	0.04493	0.100	14.599	75.527	0.004
							WasteWair	No	0.050	0			0.000	
							Forestry	Ha	0.1525	0.100			0.015	
							Horticulture	Ha	0.22634	0.000			0.000	
	502	Guddannanavara Pakkirappa		95	1+2	Machinery	SoilMoistureConservation	TCB	Ha	0.04493	0.120	14.599	75.527	0.005

VillageName	Farmer Code	FarmerName	Aadhar Card No	Survey Number	RateType(Manually /Machine ry)	ActivityType(SoilMoistureConservationActivity/Water HarvestingActivity)	ActivityName	Unit	UnitCost(InLakhs.)	Proposed Quantity	Latitude(Deg-Min-Sec)	Longitude (Deg-Min-Sec)	TotalCost (InLacs)	Site Photo
							WasteWair	No	0.050	0			0.000	
							Forestry	Ha	0.1525	0.100			0.015	
							Horticulture	Ha	0.22634	0.000			0.000	
	503	MalenahalliShivananda		96	*	Machinery	SoilMoistureConservation	TCB	Ha	0.04493	0.420	14.599	75.527	0.019
							WasteWair	No	0.050	1			0.050	
							Forestry	Ha	0.1525	0.200			0.031	
							Horticulture	Ha	0.22634	0.000			0.000	
	504	MalenahalliShivananda		97	*	Machinery	SoilMoistureConservation	TCB	Ha	0.04493	0.440	14.599	75.527	0.020
							WasteWair	No	0.050	0			0.000	
							Forestry	Ha	0.1525	0.200			0.031	
							Horticulture	Ha	0.22634	0.000			0.000	
	505	BasanagoudraShanthavva		98	*	Machinery	SoilMoistureConservation	TCB	Ha	0.04493	0.450	14.599	75.527	0.020
							WasteWair	No	0.050	1			0.050	
							Forestry	Ha	0.1525	0.200			0.031	
							Horticulture	Ha	0.22634	0.000			0.000	
	506	BasanagoudaShanthavva		99	*	Machinery	SoilMoistureConservation	TCB	Ha	0.04493	1.160	14.599	75.527	0.052
							WasteWair	No	0.050	2			0.100	
							Forestry	Ha	0.1525	0.300			0.046	
							Horticulture	Ha	0.22634	0.000			0.000	
	507	BasanagoudaTandeKaregoudaKaregoudarurpaPati		100	1	Machinery	SoilMoistureConservation	TCB	Ha	0.04493	0.300	14.599	75.527	0.013
							WasteWair	No	0.050	0			0.000	
							Forestry	Ha	0.1525	0.100			0.015	
							Horticulture	Ha	0.22634	0.000			0.000	
	508	BasanagoudaTandeKaregoudaKaregoudarUrpaPat		100	2	Machinery	SoilMoistureConservation	TCB	Ha	0.04493	0.310	14.599	75.527	0.014
							WasteWair	No	0.050	0			0.000	
							Forestry	Ha	0.1525	0.100			0.015	
							Horticulture	Ha	0.22634	0.000			0.000	
	509	BasanagoudarJivangouda		101	1	Machinery	SoilMoistureConservation	TCB	Ha	0.04493	0.860	14.599	75.527	0.039
							WasteWair	No	0.050	2			0.100	
							Forestry	Ha	0.1525	0.300			0.046	
							Horticulture	Ha	0.22634	0.000			0.000	
	510	BasanagoudarBharamagouda		101	2	Machinery	SoilMoistureConservation	TCB	Ha	0.04493	0.480	14.599	75.527	0.022
							WasteWair	No	0.050	1			0.050	
							Forestry	Ha	0.1525	0.300			0.046	
							Horticulture	Ha	0.22634	0.000			0.000	
	511	BasanagoudarBharmagouda		101	2	Machinery	SoilMoistureConservation	TCB	Ha	0.04493	0.480	14.599	75.527	0.022
							WasteWair	No	0.050	1			0.050	
							Forestry	Ha	0.1525	0.300			0.046	
							Horticulture	Ha	0.22634	0.000			0.000	
	512	BasanagoudarBharmagouda		102	*	Machinery	SoilMoistureConservation	TCB	Ha	0.04493	0.390	14.599	75.527	0.018
							WasteWair	No	0.050	0			0.000	
							Forestry	Ha	0.1525	0.300			0.046	
							Horticulture	Ha	0.22634	0.000			0.000	
	513	MaheshappaOlekar		103	*	Machinery	SoilMoistureConservation	TCB	Ha	0.04493	0.730	14.599	75.527	0.033
							WasteWair	No	0.050	1			0.050	
							Forestry	Ha	0.1525	0.300			0.046	
							Horticulture	Ha	0.22634	0.000			0.000	
	514	Patillrabasanagouda		104	*	Machinery	SoilMoistureConservation	TCB	Ha	0.04493	0.570	14.599	75.527	0.026

VillageName	Farmer Code	FarmerName	Aadhar Card No	Survey Number	RateType(Manually /Machinery)	ActivityType(SoilMoistureConservationActivity/Water HarvestingActivity)	ActivityName	Unit	UnitCost(InLakhs.)	Proposed Quantity	Latitude(Deg-Min-Sec)	Longitude (Deg-Min-Sec)	TotalCost (InLacs)	Site Photo
							WasteWair	No	0.050	1			0.050	
							Forestry	Ha	0.1525	0.300			0.046	
							Horticulture	Ha	0.22634	0.000			0.000	
	515	KakolaJayashriKomNagesha	120	1	Machinery	SoilMoistureConservation	TCB	Ha	0.04493	1.090	14.599	75.527	0.049	
							WasteWair	No	0.050	2			0.100	
							Forestry	Ha	0.1525	0.300			0.046	
							Horticulture	Ha	0.22634	0.000			0.000	
	516	HulmaniHalappa	120	2+4	Machinery	SoilMoistureConservation	TCB	Ha	0.04493	1.600	14.599	75.527	0.072	
							WasteWair	No	0.050	2			0.100	
							Forestry	Ha	0.1525	0.600			0.092	
							Horticulture	Ha	0.22634	0.000			0.000	
	517	DesayiMallappa	120	3	Machinery	SoilMoistureConservation	TCB	Ha	0.04493	0.980	14.599	75.527	0.044	
							WasteWair	No	0.050	2			0.100	
							Forestry	Ha	0.1525	0.600			0.092	
							Horticulture	Ha	0.22634	0.000			0.000	
	518	DesayiGuddappa	120	5+8A	Machinery	SoilMoistureConservation	TCB	Ha	0.04493	0.780	14.599	75.527	0.035	
							WasteWair	No	0.050	1			0.050	
							Forestry	Ha	0.1525	0.300			0.046	
							Horticulture	Ha	0.22634	0.000			0.000	
	519	HulmaniShivamutheppa	120	5+8B	Machinery	SoilMoistureConservation	TCB	Ha	0.04493	0.640	14.599	75.527	0.029	
							WasteWair	No	0.050	1			0.050	
							Forestry	Ha	0.1525	0.300			0.046	
							Horticulture	Ha	0.22634	0.000			0.000	
	520	BuddammanavaraMardanSab	120	6B	Machinery	SoilMoistureConservation	TCB	Ha	0.04493	0.100	14.599	75.527	0.004	
							WasteWair	No	0.050	0			0.000	
							Forestry	Ha	0.1525	0.100			0.015	
							Horticulture	Ha	0.22634	0.000			0.000	
	521	KakolaJayashriKomNagesha	120	೬	Machinery	SoilMoistureConservation	TCB	Ha	0.04493	0.580	14.599	75.527	0.026	
							WasteWair	No	0.050	1			0.050	
							Forestry	Ha	0.1525	0.100			0.015	
							Horticulture	Ha	0.22634	0.000			0.000	
	522	DesayiMallappa	120	೭	Machinery	SoilMoistureConservation	TCB	Ha	0.04493	0.570	14.599	75.527	0.026	
							WasteWair	No	0.050	1			0.050	
							Forestry	Ha	0.1525	0.100			0.015	
							Horticulture	Ha	0.22634	0.000			0.000	
	523	DesayiMallappa	120	೮	Machinery	SoilMoistureConservation	TCB	Ha	0.04493	0.570	14.599	75.527	0.026	
							WasteWair	No	0.050	1			0.050	
							Forestry	Ha	0.1525	0.100			0.015	
							Horticulture	Ha	0.22634	0.000			0.000	
	524	PatilManjanagouda	127	2೨	Machinery	SoilMoistureConservation	TCB	Ha	0.04493	1.200	14.599	75.527	0.054	
							WasteWair	No	0.050	3			0.150	
							Forestry	Ha	0.1525	0.200			0.031	
							Horticulture	Ha	0.22634	0.000			0.000	
	525	KanavalliKariyappa	127	2೩	Machinery	SoilMoistureConservation	TCB	Ha	0.04493	1.250	14.599	75.527	0.056	
							WasteWair	No	0.050	3			0.150	
							Forestry	Ha	0.1525	0.200			0.031	
							Horticulture	Ha	0.22634	0.000			0.000	
	526	DevendrappatandeNagappaKanavalli	127	1	Machinery	SoilMoistureConservation	TCB	Ha	0.04493	1.710	14.599	75.527	0.077	

									WasteWair	No	0.050	3		0.150	
--	--	--	--	--	--	--	--	--	-----------	----	-------	---	--	-------	--

VillageName	Farmer Code	FarmerName	Aadhar Card No	Survey Number	RateType(Manually /Machine ry)	ActivityType(SoilMoistureCo nservationActivity/Water HarvestingActivity)	ActivityName	Unit	UnitCost( InLakhs.)	Proposed Quantity	Latitude( Deg-Min- Sec)	Longitude (Deg-Min- Sec)	TotalCost (InLacs)	Site Photo
							Forestry	Ha	0.1525	0.600			0.092	
							Horticulture	Ha	0.22634	0.000			0.000	
	527	KanavalliDevendrappa		127	2	Machinery	SoilMoistureConservation	TCB	0.04493	1.300	14.599	75.527	0.058	
							WasteWair	No	0.050	1			0.050	
							Forestry	Ha	0.1525	0.600			0.092	
							Horticulture	Ha	0.22634	0.000			0.000	
	528	LokappaTandeNagappaKanavalli		127	3	Machinery	SoilMoistureConservation	TCB	0.04493	1.850	14.599	75.527	0.083	
							WasteWair	No	0.050	2			0.100	
							Forestry	Ha	0.1525	0.600			0.092	
							Horticulture	Ha	0.22634	0.000			0.000	
	529	MaheshappaTandeHanumanthappaUrpaHanumap		127	5	Machinery	SoilMoistureConservation	TCB	0.04493	0.150	14.599	75.527	0.007	
							WasteWair	No	0.050	0			0.000	
							Forestry	Ha	0.1525	0.100			0.015	
							Horticulture	Ha	0.22634	0.000			0.000	
	530	KanavalliBasavaraja		127	6	Machinery	SoilMoistureConservation	TCB	0.04493	0.580	14.599	75.527	0.026	
							WasteWair	No	0.050	1			0.050	
							Forestry	Ha	0.1525	0.200			0.031	
							Horticulture	Ha	0.22634	0.000			0.000	
	531	KanavalliKuberappa		127	7	Machinery	SoilMoistureConservation	TCB	0.04493	0.650	14.599	75.527	0.029	
							WasteWair	No	0.050	1			0.050	
							Forestry	Ha	0.1525	0.200			0.031	
							Horticulture	Ha	0.22634	0.000			0.000	
	532	PujaraUrpaYeligaraGouravvaKomShanmukhappa		128	1	Machinery	SoilMoistureConservation	TCB	0.04493	0.700	14.599	75.527	0.031	
							WasteWair	No	0.050	1			0.050	
							Forestry	Ha	0.1525	0.200			0.031	
							Horticulture	Ha	0.22634	0.000			0.000	
	533	PujarBasavva		128	2	Machinery	SoilMoistureConservation	TCB	0.04493	0.510	14.599	75.527	0.023	
							WasteWair	No	0.050	1			0.050	
							Forestry	Ha	0.1525	0.100			0.015	
							Horticulture	Ha	0.22634	0.000			0.000	
	534	PujarUrpaYeligarGauravvaKomShanmukhappa		128	3	Machinery	SoilMoistureConservation	TCB	0.04493	0.800	14.599	75.527	0.036	
							WasteWair	No	0.050	1			0.050	
							Forestry	Ha	0.1525	0.200			0.031	
							Horticulture	Ha	0.22634	0.000			0.000	
	535	PujarSavithravva		128	4	Machinery	SoilMoistureConservation	TCB	0.04493	0.510	14.599	75.527	0.023	
							WasteWair	No	0.050	1			0.050	
							Forestry	Ha	0.1525	0.100			0.015	
							Horticulture	Ha	0.22634	0.000			0.000	
	536	PujarKalingappa		128	5	Machinery	SoilMoistureConservation	TCB	0.04493	0.510	14.599	75.527	0.023	
							WasteWair	No	0.050	1			0.050	
							Forestry	Ha	0.1525	0.100			0.015	
							Horticulture	Ha	0.22634	0.000			0.000	
	537	KallimaniJamalSabBinHusenSab		129	1	Machinery	SoilMoistureConservation	TCB	0.04493	0.480	14.599	75.527	0.022	
							WasteWair	No	0.050	1			0.050	
							Forestry	Ha	0.1525	0.100			0.015	
							Horticulture	Ha	0.22634	0.000			0.000	
	538	KallimaniSannarajeSab		129	1A	Machinery	SoilMoistureConservation	TCB	0.04493	1.480	14.599	75.527	0.066	
							WasteWair	No	0.050	2			0.100	

VillageName	Farmer Code	FarmerName	Aadhar CardNo	Survey Number	RateType(Manually /Machinery)	ActivityType(SoilMoistureConservationActivity/WaterHarvestingActivity)	ActivityName	Unit	UnitCost(InLakhs.)	Proposed Quantity	Latitude(Deg-Min-Sec)	Longitude(Deg-Min-Sec)	TotalCost(InLacs)	Site Photo
							Forestry	Ha	0.1525	0.300			0.046	
							Horticulture	Ha	0.22634	0.000			0.000	
	539	SarapannanavarRajeSab		130	5e9	Machinery	SoilMoistureConservation	TCB	0.04493	0.120	14.599	75.527	0.005	
							WasteWair	No	0.050	0			0.000	
							Forestry	Ha	0.1525	0.100			0.015	
							Horticulture	Ha	0.22634	0.000			0.000	
	540	BelakeriRudragouda		130	5e9	Machinery	SoilMoistureConservation	TCB	0.04493	0.160	14.599	75.527	0.007	
							WasteWair	No	0.050	0			0.000	
							Forestry	Ha	0.1525	0.100			0.015	
							Horticulture	Ha	0.22634	0.000			0.000	
	541	YaligaraGauravva		130	1	Machinery	SoilMoistureConservation	TCB	0.04493	0.370	14.599	75.527	0.017	
							WasteWair	No	0.050	0			0.000	
							Forestry	Ha	0.1525	0.100			0.015	
							Horticulture	Ha	0.22634	0.000			0.000	
	542	MadaraMailappa		130	2	Machinery	SoilMoistureConservation	TCB	0.04493	0.170	14.599	75.527	0.008	
							WaterWays	RMT	0.005	200			1.000	
							Forestry	Ha	0.1525	0.100			0.015	
							Horticulture	Ha	0.22634	0.000			0.000	
	543	MadaraMailappa		130	3	Machinery	SoilMoistureConservation	TCB	0.04493	0.130	14.599	75.527	0.006	
							WaterWays	RMT	0.005	200			1.000	
							Forestry	Ha	0.1525	0.100			0.015	
							Horticulture	Ha	0.22634	0.000			0.000	
	544	DesayiNagappa		130	7	Machinery	SoilMoistureConservation	TCB	0.04493	0.240	14.599	75.527	0.011	
							WaterWays	RMT	0.005	200			1.000	
							Forestry	Ha	0.1525	0.100			0.015	
							Horticulture	Ha	0.22634	0.000			0.000	

Rsinlakhs

#### 4.NetPlanningandProjectactivities

[Chapter-IV]4.4DetailsofProposedSoilMoistureConservationandWaterHarvestingActivities

VillageName	Farmer Code	FarmerName	Aadhar Card No	Survey Number	RateType(Manually /Machine ry)	ActivityType(SoilMoistureCo nservationActivity/Water HarvestingActivity)	ActivityName	Unit	UnitCost( InLakhs.)	Proposed Quantity	Latitude( Deg-Min- Sec)	Longitude (Deg-Min- Sec)	TotalCost (InLacs)	Site Photo
Saravandha	608	HosangadiShankrappa		1 2e9+2a	Machinery	SoilMoistureConservation	TCB	Ha	0.05741	0.130	14.608	75.544	0.007	
4D4C2G1b							WasteWair	No	0.050	0			0.000	
							Forestry	Ha	0.1525	0.100			0.015	
							Horticulture	Ha	0.22634	0.100			0.023	
	609	HosangadiShivanandappa		1 1-p1	Machinery	SoilMoistureConservation	TCB	Ha	0.05741	0.140	14.608	75.544	0.008	
							WasteWair	No	0.050	0			0.000	
							Forestry	Ha	0.1525	0.100			0.015	
							Horticulture	Ha	0.22634	0.100			0.023	
	610	HosangadiShivanandappa		1 1-p2	Machinery	SoilMoistureConservation	TCB	Ha	0.05741	0.140	14.608	75.544	0.008	
							WasteWair	No	0.050	0			0.000	
							Forestry	Ha	0.1525	0.100			0.015	
							Horticulture	Ha	0.22634	0.100			0.023	
	611	HosangadiBasavantheppa		1 2a²...+2	Machinery	SoilMoistureConservation	TCB	Ha	0.05741	0.040	14.608	75.544	0.002	
							WasteWair	No	0.050	0			0.000	
							Forestry	Ha	0.1525	0.100			0.015	
							Horticulture	Ha	0.22634	0.100			0.023	
	612	HosangadiJayalingappa		1 2a²...+2	Machinery	SoilMoistureConservation	TCB	Ha	0.05741	0.040	14.608	75.544	0.002	
							WasteWair	No	0.050	0			0.000	
							Forestry	Ha	0.1525	0.100			0.015	
							Horticulture	Ha	0.22634	0.100			0.023	
	613	MegharajaS/o.SambhappaUrphShambulingappaH		1 2a²...+2	Machinery	SoilMoistureConservation	TCB	Ha	0.05741	0.060	14.608	75.544	0.003	
							WasteWair	No	0.050	0			0.000	
							Forestry	Ha	0.1525	0.100			0.015	
							Horticulture	Ha	0.22634	0.100			0.023	
	614	HosangadiShivanandappa		1 4	Machinery	SoilMoistureConservation	TCB	Ha	0.05741	0.030	14.608	75.544	0.002	
							WasteWair	No	0.050	0			0.000	
							Forestry	Ha	0.1525	0.100			0.015	
							Horticulture	Ha	0.22634	0.100			0.023	
	615	HosangadiBasavanthappa		1 *	Machinery	SoilMoistureConservation	TCB	Ha	0.05741	0.060	14.608	75.544	0.003	
							WasteWair	No	0.050	0			0.000	
							Forestry	Ha	0.1525	0.100			0.015	
							Horticulture	Ha	0.22634	0.100			0.023	
	616	YeleholeMalkappaBasavanneppa.A		2 .	Machinery	SoilMoistureConservation	TCB	Ha	0.05741	0.250	14.608	75.544	0.014	
							WasteWair	No	0.050	1			0.050	
							Forestry	Ha	0.1525	0.200			0.031	
							Horticulture	Ha	0.22634	0.000			0.000	
	617	BangeraBarmappa		2 4	Machinery	SoilMoistureConservation	TCB	Ha	0.05741	0.600	14.608	75.544	0.034	
							WasteWair	No	0.050	1			0.050	
							Forestry	Ha	0.1525	0.200			0.031	
							Horticulture	Ha	0.22634	0.000			0.000	



VillageName	Farmer Code	FarmerName	Aadhar Card No	Survey Number	RateType(Manually /Machinery)	ActivityType(SoilMoistureConservationActivity/Water HarvestingActivity)	ActivityName	Unit	UnitCost(InLakhs.)	Proposed Quantity	Latitude(Deg-Min-Sec)	Longitude (Deg-Min-Sec)	TotalCost (InLacs)	Site Photo
	618	HundekaraSusilavva		2	3	Machinery	SoilMoistureConservation	TCB	Ha	0.05741	0.910	14.608	75.544	0.052
							WasteWair	No	0.050	1				0.050
							Forestry	Ha	0.1525	0.600				0.092
							Horticulture	Ha	0.22634	0.000				0.000
	619	MalatheshaS/o.GuddappaYaligara		2	2e9	Machinery	SoilMoistureConservation	TCB	Ha	0.05741	0.580	14.608	75.544	0.033
							WasteWair	No	0.050	1				0.050
							Forestry	Ha	0.1525	0.200				0.031
							Horticulture	Ha	0.22634	0.000				0.000
	620	PatilaGitakomSiddanagouda		2	2e2	Machinery	SoilMoistureConservation	TCB	Ha	0.05741	0.350	14.608	75.544	0.020
							WasteWair	No	0.050	0				0.000
							Forestry	Ha	0.1525	0.100				0.015
							Horticulture	Ha	0.22634	0.000				0.000
	621	NagarajalrannaHundekara		2	1	Machinery	SoilMoistureConservation	TCB	Ha	0.05741	2.440	14.608	75.544	0.140
							WasteWair	No	0.050	2				0.100
							Forestry	Ha	0.1525	1.000				0.153
							Horticulture	Ha	0.22634	1.000				0.226
	622	PatilaGudleppagouda		2	2e2	Machinery	SoilMoistureConservation	TCB	Ha	0.05741	0.500	14.608	75.544	0.029
							WasteWair	No	0.050	1				0.050
							Forestry	Ha	0.1525	0.200				0.031
							Horticulture	Ha	0.22634	0.000				0.000
	623	PatilaKotegoudraAdivappagouda		2	2e2	Machinery	SoilMoistureConservation	TCB	Ha	0.05741	0.150	14.608	75.544	0.009
							WasteWair	No	0.050	1				0.050
							Forestry	Ha	0.1525	0.200				0.031
							Horticulture	Ha	0.22634	0.000				0.000
	624	PatilaShivanagouda		2	2e2	Machinery	SoilMoistureConservation	TCB	Ha	0.05741	0.400	14.608	75.544	0.023
							WasteWair	No	0.050	0				0.000
							Forestry	Ha	0.1525	0.100				0.015
							Horticulture	Ha	0.22634	0.000				0.000

VillageName	Farmer Code	FarmerName	Aadhar Card No	Survey Number	RateType (Manually/Machinery)	ActivityType(SoilMoisture ConservationActivity/WaterHarvestingActivity)	ActivityName	Unit	UnitCost(InLakhs.)	Proposed Quantity	Latitude (Deg-Min-Sec)	Longitude (Deg-Min-Sec)	TotalCost (InLacs)	Site Photo
	625	PatilaShekharagouda		2 223	Machinery	SoilMoistureConservation	TCB	Ha	0.05741	0.350	14.608	75.544	0.020	
							WasteWair	No	0.050	1			0.050	
							Forestry	Ha	0.1525	0.300			0.046	
							Horticulture	Ha	0.22634	0.000			0.000	
	626	PatilaSomanagouda		2 223	Machinery	SoilMoistureConservation	TCB	Ha	0.05741	0.400	14.608	75.544	0.023	
							WasteWair	No	0.050	1			0.050	
							Forestry	Ha	0.1525	0.500			0.076	
							Horticulture	Ha	0.22634	0.000			0.000	
	627	BasavarajaS/o.ShivappaHosangadi		2 223	Machinery	SoilMoistureConservation	TCB	Ha	0.05741	0.030	14.608	75.544	0.002	
							WasteWair	No	0.050	1			0.050	
							Forestry	Ha	0.1525	0.500			0.076	
							Horticulture	Ha	0.22634	0.000			0.000	
	628	ShankannanavaraGuddappa		2 223	Machinery	SoilMoistureConservation	TCB	Ha	0.05741	0.020	14.608	75.544	0.001	
							WasteWair	No	0.050	0			0.000	
							Forestry	Ha	0.1525	0.100			0.015	
							Horticulture	Ha	0.22634	0.000			0.000	
	629	ShankannanavaraGuddappa		2 223	Machinery	SoilMoistureConservation	TCB	Ha	0.05741	0.020	14.608	75.544	0.001	
							WasteWair	No	0.050	1			0.050	
							Forestry	Ha	0.1525	0.000			0.000	
							Horticulture	Ha	0.22634	0.000			0.000	
	630	MadivalaraKumarappa		2 223	Machinery	SoilMoistureConservation	TCB	Ha	0.05741	0.010	14.608	75.544	0.001	
							WasteWair	No	0.050	1			0.050	
							Forestry	Ha	0.1525	0.300			0.046	
							Horticulture	Ha	0.22634	0.000			0.000	
	631	LenkannanavaraGangavva		2 223	Machinery	SoilMoistureConservation	TCB	Ha	0.05741	0.020	14.608	75.544	0.001	
							WasteWair	No	0.050	2			0.100	
							Forestry	Ha	0.1525	1.000			0.153	
							Horticulture	Ha	0.22634	0.000			0.000	
	632	BhangiNeelavva		2 223	Machinery	SoilMoistureConservation	TCB	Ha	0.05741	0.010	14.608	75.544	0.001	
							WasteWair	No	0.050	0			0.000	
							Forestry	Ha	0.1525	0.100			0.015	
							Horticulture	Ha	0.22634	0.000			0.000	
	633	HarogappaRathnavva		2 223	Machinery	SoilMoistureConservation	TCB	Ha	0.05741	0.010	14.608	75.544	0.001	
							WasteWair	No	0.050	0			0.000	
							Forestry	Ha	0.1525	0.100			0.015	
							Horticulture	Ha	0.22634	0.000			0.000	
	634	SiddanagaudraBasanagouda		2 223	Machinery	SoilMoistureConservation	TCB	Ha	0.05741	0.020	14.608	75.544	0.001	
							WasteWair	No	0.050	0			0.000	
							Forestry	Ha	0.1525	0.100			0.015	
							Horticulture	Ha	0.22634	0.000			0.000	
	635	HundekaraSushilavva		2 223	Machinery	SoilMoistureConservation	TCB	Ha	0.05741	0.010	14.608	75.544	0.001	
							WasteWair	No	0.050	0			0.000	
							Forestry	Ha	0.1525	0.100			0.015	
							Horticulture	Ha	0.22634	0.000			0.000	
	636	KarigoudraSivabasamma		2 223	Machinery	SoilMoistureConservation	TCB	Ha	0.05741	0.020	14.608	75.544	0.001	
							WasteWair	No	0.050	0			0.000	
							Forestry	Ha	0.1525	0.100			0.015	
							Horticulture	Ha	0.22634	0.000			0.000	

	637	SiddanagoudraKaregouda		2	2022	Machinery	SoilMoistureConservation	TCB	Ha	0.05741	0.020	14.608	75.544	0.001
								WasteWair	No	0.050	2			0.100

VillageName	Farmer Code	FarmerName	Aadhar Card No	Survey Number	RateType(Manually /Machine ry)	ActivityType(SoilMoistureCon nservationActivity/Water HarvestingActivity)	ActivityName	Unit	UnitCost( InLakhs.)	Proposed Quantity	Latitude( Deg-Min- Sec)	Longitude (Deg-Min- Sec)	TotalCost (InLacs)	Site Photo
							Forestry	Ha	0.1525	0.500			0.076	
							Horticulture	Ha	0.22634	0.000			0.000	
	638	KarigoudraNingangouda		2	à²à³à²²	Machinery	SoilMoistureConservation	TCB	Ha	0.05741	0.020	14.608	75.544	0.001
							WasteWair	No	0.050	2				0.100
							Forestry	Ha	0.1525	1.000				0.153
							Horticulture	Ha	0.22634	0.000				0.000
	639	BasavarajaS/o.ShivappaHosangadi		2	à²à³à²²	Machinery	SoilMoistureConservation	TCB	Ha	0.05741	0.040	14.608	75.544	0.002
							WasteWair	No	0.050	1				0.050
							Forestry	Ha	0.1525	0.200				0.031
							Horticulture	Ha	0.22634	0.000				0.000
	640	BasavarajaS/o.ShivappaHosangadi		2	à²à³à²²	Machinery	SoilMoistureConservation	TCB	Ha	0.05741	0.050	14.608	75.544	0.003
							WasteWair	No	0.050	1				0.050
							Forestry	Ha	0.1525	0.200				0.031
							Horticulture	Ha	0.22634	0.000				0.000
	641	EligaraNagappa		2	à²à³à²²	Machinery	SoilMoistureConservation	TCB	Ha	0.05741	0.030	14.608	75.544	0.002
							WasteWair	No	0.050	1				0.050
							Forestry	Ha	0.1525	1.000				0.153
							Horticulture	Ha	0.22634	0.000				0.000
	642	GubberaAkkangamma		2	à²à³à²²	Machinery	SoilMoistureConservation	TCB	Ha	0.05741	0.020	14.608	75.544	0.001
							WasteWair	No	0.050	1				0.050
							Forestry	Ha	0.1525	0.400				0.061
							Horticulture	Ha	0.22634	0.000				0.000
	643	Akkuralrappa		2	à²à³à²²	Machinery	SoilMoistureConservation	TCB	Ha	0.05741	0.010	14.608	75.544	0.001
							WasteWair	No	0.050	1				0.050
							Forestry	Ha	0.1525	0.500				0.076
							Horticulture	Ha	0.22634	0.000				0.000
	644	GubberaAkkangamma		2	à²à³à²²	Machinery	SoilMoistureConservation	TCB	Ha	0.05741	0.010	14.608	75.544	0.001
							WasteWair	No	0.050	1				0.050
							Forestry	Ha	0.1525	0.500				0.076
							Horticulture	Ha	0.22634	0.000				0.000
	645	BanakanakondaSannamukappaurphShanmukhappa		2	à²à³à²²	Machinery	SoilMoistureConservation	TCB	Ha	0.05741	0.020	14.608	75.544	0.001
							WasteWair	No	0.050	1				0.050
							Forestry	Ha	0.1525	0.000				0.000
							Horticulture	Ha	0.22634	0.000				0.000
	646	BasavarajaS/o.ShivappaHosangadi		2	à²à³à²²	Machinery	SoilMoistureConservation	TCB	Ha	0.05741	0.040	14.608	75.544	0.002
							WasteWair	No	0.050	0				0.000
							Forestry	Ha	0.1525	0.200				0.031
							Horticulture	Ha	0.22634	0.000				0.000
	647	SiddanagoudraKaregouda		2	à²à³à²²	Machinery	SoilMoistureConservation	TCB	Ha	0.05741	0.020	14.608	75.544	0.001
							WasteWair	No	0.050	1				0.050
							Forestry	Ha	0.1525	0.300				0.046
							Horticulture	Ha	0.22634	0.000				0.000
	648	YaligaraLokappa		2	à²à³à²²	Machinery	SoilMoistureConservation	TCB	Ha	0.05741	0.010	14.608	75.544	0.001
							WasteWair	No	0.050	1				0.050
							Forestry	Ha	0.1525	0.500				0.076
							Horticulture	Ha	0.22634	0.000				0.000
	649	SiddanagoudraKaregouda		2	à²à³à²²	Machinery	SoilMoistureConservation	TCB	Ha	0.05741	0.010	14.608	75.544	0.001
							WasteWair	No	0.050	1				0.050

VillageName	Farmer Code	FarmerName	Aadhar Card No	Survey Number	RateType(Manually /Machine ry)	ActivityType(SoilMoistureCon nservationActivity/Water HarvestingActivity)	ActivityName	Unit	UnitCost( InLakhs.)	Proposed Quantity	Latitude( Deg-Min- Sec)	Longitude (Deg-Min- Sec)	TotalCost (InLacs)	Site Photo
							Forestry	Ha	0.1525	0.200			0.031	
							Horticulture	Ha	0.22634	0.000			0.000	
	650	YaligaraLokappa		2	à²à³à²²	Machinery	SoilMoistureConservation	TCB	Ha	0.05741	0.020	14.608	75.544	0.001
							WasteWair	No	0.050	1			0.050	
							Forestry	Ha	0.1525	0.200			0.031	
							Horticulture	Ha	0.22634	0.000			0.000	
	651	YaligarLokappa		2	à²à³à²²	Machinery	SoilMoistureConservation	TCB	Ha	0.05741	0.020	14.608	75.544	0.001
							WasteWair	No	0.050	2			0.100	
							Forestry	Ha	0.1525	1.000			0.153	
							Horticulture	Ha	0.22634	0.000			0.000	
	652	YeleholiNagaraj		2	à²à³à²²	Machinery	SoilMoistureConservation	TCB	Ha	0.05741	0.010	14.608	75.544	0.001
							WasteWair	No	0.050	1			0.050	
							Forestry	Ha	0.1525	0.200			0.031	
							Horticulture	Ha	0.22634	0.000			0.000	
	653	YeleholiMallikarjuna		2	à²à³à²²	Machinery	SoilMoistureConservation	TCB	Ha	0.05741	0.010	14.608	75.544	0.001
							WasteWair	No	0.050	1			0.050	
							Forestry	Ha	0.1525	0.300			0.046	
							Horticulture	Ha	0.22634	0.000			0.000	
	654	YeligarLokappa		2	à²à³à²²	Machinery	SoilMoistureConservation	TCB	Ha	0.05741	0.000	14.608	75.544	0.000
							WasteWair	No	0.050	2			0.100	
							Forestry	Ha	0.1525	0.400			0.061	
							Horticulture	Ha	0.22634	0.000			0.000	
	655	YaligarLokappa		2	à²à³à²²	Machinery	SoilMoistureConservation	TCB	Ha	0.05741	0.000	14.608	75.544	0.000
							WasteWair	No	0.050	0			0.000	
							Forestry	Ha	0.1525	0.150			0.023	
							Horticulture	Ha	0.22634	0.000			0.000	
	656	YaligarNagappa		2	à²à³à²²	Machinery	SoilMoistureConservation	TCB	Ha	0.05741	0.010	14.608	75.544	0.001
							WasteWair	No	0.050	0			0.000	
							Forestry	Ha	0.1525	0.150			0.023	
							Horticulture	Ha	0.22634	0.000			0.000	
	657	KarinagappanavaraChannavva		2	à²à³à²²	Machinery	SoilMoistureConservation	TCB	Ha	0.05741	0.020	14.608	75.544	0.001
							WasteWair	No	0.050	1			0.050	
							Forestry	Ha	0.1525	0.200			0.031	
							Horticulture	Ha	0.22634	0.000			0.000	
	658	GubberGaddappa		2	à²à³à²²	Machinery	SoilMoistureConservation	TCB	Ha	0.05741	0.010	14.608	75.544	0.001
							WasteWair	No	0.050	0			0.000	
							Forestry	Ha	0.1525	0.100			0.015	
							Horticulture	Ha	0.22634	0.000			0.000	
	659	GubberGuddappa		2	à²à³à²²	Machinery	SoilMoistureConservation	TCB	Ha	0.05741	0.010	14.608	75.544	0.001
							WasteWair	No	0.050	1			0.050	
							Forestry	Ha	0.1525	0.400			0.061	
							Horticulture	Ha	0.22634	0.000			0.000	
	660	BelakeriGanagamma		2	à²à³à²²	Machinery	SoilMoistureConservation	TCB	Ha	0.05741	0.010	14.608	75.544	0.001
							WasteWair	No	0.050	1			0.050	
							Forestry	Ha	0.1525	0.100			0.015	
							Horticulture	Ha	0.22634	0.000			0.000	
	661	SiddanagoudarNaganagouda		2	à²à³à²²	Machinery	SoilMoistureConservation	TCB	Ha	0.05741	0.010	14.608	75.544	0.001
							WasteWair	No	0.050	0			0.000	

								Forestry	Ha	0.1525	0.100		0.015	
--	--	--	--	--	--	--	--	----------	----	--------	-------	--	-------	--

VillageName	Farmer Code	FarmerName	Aadhar Card No	Survey Number	RateType(Manually /Machinery)	ActivityType(SoilMoistureConservationActivity/Water HarvestingActivity)	ActivityName	Unit	UnitCost(InLakhs.)	Proposed Quantity	Latitude(Deg-Min-Sec)	Longitude (Deg-Min-Sec)	TotalCost (InLacs)	Site Photo
							Horticulture	Ha	0.22634	0.000			0.000	
	662	SiddanagoudarKaregouda		2	à²à³à²²	Machinery	SoilMoistureConservation	TCB	Ha	0.05741	0.020	14.608	75.544	0.001
							WasteWair	No	0.050	1			0.050	
							Forestry	Ha	0.1525	0.100			0.015	
							Horticulture	Ha	0.22634	0.000			0.000	
	663	SiddanagoudaHemanagouda		2	à²à³à²²	Machinery	SoilMoistureConservation	TCB	Ha	0.05741	0.020	14.608	75.544	0.001
							WasteWair	No	0.050	0			0.000	
							Forestry	Ha	0.1525	0.100			0.015	
							Horticulture	Ha	0.22634	0.000			0.000	
	664	HundekaraSusilavvaKomrappa		2	*	Machinery	SoilMoistureConservation	TCB	Ha	0.05741	0.010	14.608	75.544	0.001
							WasteWair	No	0.050	1			0.050	
							Forestry	Ha	0.1525	0.200			0.031	
							Horticulture	Ha	0.22634	0.000			0.000	
	665	BasavajaYelehole		3	1	Machinery	SoilMoistureConservation	TCB	Ha	0.05741	0.600	14.608	75.544	0.034
							WasteWair	No	0.050	1			0.050	
							Forestry	Ha	0.1525	0.200			0.031	
							Horticulture	Ha	0.22634	0.000			0.000	
	666	NingappaTandeGurusanthappayeleholi		3	10	Machinery	SoilMoistureConservation	TCB	Ha	0.05741	0.420	14.608	75.544	0.024
							WasteWair	No	0.050	0			0.000	
							Forestry	Ha	0.1525	0.100			0.015	
							Horticulture	Ha	0.22634	0.000			0.000	
	667	EleholiMaheshappa		3	11	Machinery	SoilMoistureConservation	TCB	Ha	0.05741	0.330	14.608	75.544	0.019
							WasteWair	No	0.050	0			0.000	
							Forestry	Ha	0.15	0.1			0.015	
							Horticulture	Ha	0.22634	0.000			0.000	
	668	BasavanneppaEleholi		3	12	Machinery	SoilMoistureConservation	TCB	Ha	0.05741	0.200	14.608	75.544	0.011
							WasteWair	No	0.05	0.000			0.000	
							Forestry	Ha	0.153	0.1			0.015	
							Horticulture	Ha	0.23	0			0.000	
	669	Karbasappaeleholi		3	13	Machinery	SoilMoistureConservation	TCB	Ha	0.05741	0.840	14.608	75.544	0.048
							WasteWair	No	0.05	0.000			0.000	
							Forestry	Ha	0.1525	0.100			0.015	
							Horticulture	Ha	0.226	0			0.000	
	670	BadigerRajeshkarappa		3	2	Machinery	SoilMoistureConservation	TCB	Ha	0.05741	1.240	14.608	75.544	0.071
							WasteWair	No	0.05	0.000			0.000	
							Forestry	Ha	0.1525	0.100			0.015	
							Horticulture	Ha	0.226	0			0.000	
	671	HosangadiShashikumarBinShekappa		3	3	Machinery	SoilMoistureConservation	TCB	Ha	0.05741	0.400	14.608	75.544	0.023
							WasteWair	No	0.05	0.000			0.000	
							Forestry	Ha	0.1525	0.100			0.015	
							Horticulture	Ha	0.226	0			0.000	
	672	EleholiMalakappa		3	4	Machinery	SoilMoistureConservation	TCB	Ha	0.06	0.33	14.608	75.544	0.019
							WasteWair	No	0.05	0.000			0.000	
							Forestry	Ha	0.1525	0.100			0.015	
							Horticulture	Ha	0.22634	0.000			0.000	
	673	HosangadiLingaraja		3	5	Machinery	SoilMoistureConservation	TCB	Ha	0.057	0.38	14.608	75.544	0.022
							WasteWair	No	0.05	0			0.000	
							Forestry	Ha	0.1525	0.100			0.015	

								Horticulture	Ha	0.22634	0.000			0.000	
--	--	--	--	--	--	--	--	--------------	----	---------	-------	--	--	-------	--



VillageName	Farmer Code	FarmerName	Aadhar Card No	Survey Number	RateType(Manually /Machine ry)	ActivityType(SoilMoistureCon nservationActivity/Water HarvestingActivity)	ActivityName	Unit	UnitCost( InLakhs.)	Proposed Quantity	Latitude( Deg-Min- Sec)	Longitude (Deg-Min- Sec)	TotalCost (InLacs)	Site Photo
	674	HosangadiKumar		3	6	Machinery	SoilMoistureConservation	TCB	Ha	0.05741	0.090	14.608	75.544	0.005
								WasteWair	No	0.050	1			0.050
								Forestry	Ha	0.15	0.3			0.046
								Horticulture	Ha	0.22634	0.000			0.000
	675	HosangadiKumar		3	7	Machinery	SoilMoistureConservation	TCB	Ha	0.05741	0.290	14.608	75.544	0.017
								WasteWair	No	0.05	1.000			0.050
								Forestry	Ha	0.153	0.5			0.076
								Horticulture	Ha	0.22634	0.000			0.000
	676	EleholiBasavanneppa		3	8	Machinery	SoilMoistureConservation	TCB	Ha	0.05741	0.330	14.608	75.544	0.019
								WasteWair	No	0.05	1.000			0.050
								Forestry	Ha	0.153	0.5			0.076
								Horticulture	Ha	0.22634	0.000			0.000
	677	EleholiNingappa		3	9	Machinery	SoilMoistureConservation	TCB	Ha	0.05741	0.130	14.608	75.544	0.007
								WasteWair	No	0.05	1.000			0.050
								Forestry	Ha	0.153	1			0.153
								Horticulture	Ha	0.22634	0.000			0.000
	678	EleholiUrphGulappanavarSuvarnavvaKomMalkapp		4	1	Machinery	SoilMoistureConservation	TCB	Ha	0.05741	1.200	14.608	75.544	0.069
								WasteWair	No	0.05	1.000			0.050
								Forestry	Ha	0.153	1			0.153
								Horticulture	Ha	0.22634	0.000			0.000
	679	BelakeriKusalagouda		4	2	Machinery	SoilMoistureConservation	TCB	Ha	0.05741	1.600	14.608	75.544	0.092
								WasteWair	No	0.05	1.000			0.050
								Forestry	Ha	0.153	0.3			0.046
								Horticulture	Ha	0.22634	0.000			0.000
	680	BelakeriSivakumaragouda		4	3	Machinery	SoilMoistureConservation	TCB	Ha	0.05741	0.600	14.608	75.544	0.034
								WasteWair	No	0.05	1.000			0.050
								Forestry	Ha	0.153	0.2			0.031
								Horticulture	Ha	0.22634	0.000			0.000
	681	KB Suma		4	4	Machinery	SoilMoistureConservation	TCB	Ha	0.05741	0.600	14.608	75.544	0.034
								WasteWair	No	0.05	0.000			0.000
								Forestry	Ha	0.153	0.1			0.015
								Horticulture	Ha	0.22634	0.000			0.000
	682	BelakeriMallanagouda		4	5	Machinery	SoilMoistureConservation	TCB	Ha	0.05741	1.200	14.608	75.544	0.069
								WasteWair	No	0.05	2.000			0.100
								Forestry	Ha	0.153	0.3			0.046
								Horticulture	Ha	0.22634	0.000			0.000
	683	BelakeriMallanagouda		4	6	Machinery	SoilMoistureConservation	TCB	Ha	0.05741	0.480	14.608	75.544	0.028
								WasteWair	No	0.05	0.000			0.000
								Forestry	Ha	0.153	0.1			0.015
								Horticulture	Ha	0.22634	0.000			0.000
	684	BelakeriKrishnagoudaBinChannagouda		4	7	Machinery	SoilMoistureConservation	TCB	Ha	0.05741	0.490	14.608	75.544	0.028
								WasteWair	No	0.05	1.000			0.050
								Forestry	Ha	0.153	0.1			0.015
								Horticulture	Ha	0.22634	0.000			0.000
	685	BelakeriBasangouda		4	8	Machinery	SoilMoistureConservation	TCB	Ha	0.05741	0.490	14.608	75.544	0.028
								WasteWair	No	0.05	1.000			0.050
								Forestry	Ha	0.153	0.1			0.015
								Horticulture	Ha	0.22634	0.000			0.000
	686	BelakeriChinnavaKomChannabasappa		4	9	Machinery	SoilMoistureConservation	TCB	Ha	0.05741	2.400	14.608	75.544	0.138

								WasteWair	No	0.05	2.000			0.100	
								Forestry	Ha	0.153	0.1			0.015	
								Horticulture	Ha	0.22634	0.000			0.000	

VillageName	Farmer Code	FarmerName	Aadhar Card No	Survey Number	RateType(Manually /Machinery)	ActivityType(SoilMoistureConservationActivity/Water HarvestingActivity)	ActivityName	Unit	UnitCost(InLakhs.)	Proposed Quantity	Latitude(Deg-Min-Sec)	Longitude (Deg-Min-Sec)	TotalCost (InLacs)	Site Photo
	687	EleholiShivappa		5	1e	Machinery	SoilMoistureConservation	TCB	Ha	0.05741	0.300	14.608	75.544	0.017
							WasteWair	No	0.05	2.000				0.100
							Forestry	Ha	0.153	1				0.153
							Horticulture	Ha	0.22634	0.000				0.000
	688	VereshaAkkura		5	1e	Machinery	SoilMoistureConservation	TCB	Ha	0.05741	0.730	14.608	75.544	0.042
							WasteWair	No	0.05	0.000				0.000
							Forestry	Ha	0.153	0.1				0.015
							Horticulture	Ha	0.22634	0.000				0.000
	689	CholappanavarGuddappa		5	1e	Machinery	SoilMoistureConservation	TCB	Ha	0.05741	0.860	14.608	75.544	0.049
							WasteWair	No	0.05	1.000				0.050
							Forestry	Ha	0.153	0.5				0.076
							Horticulture	Ha	0.22634	0.000				0.000
	690	CholappanavarDyamappa		5	1e	Machinery	SoilMoistureConservation	TCB	Ha	0.05741	0.600	14.608	75.544	0.034
							WasteWair	No	0.05	1.000				0.050
							Forestry	Ha	0.153	0.5				0.076
							Horticulture	Ha	0.22634	0.000				0.000
	691	Cholappanavar Pakkirappa		5	1e	Machinery	SoilMoistureConservation	TCB	Ha	0.05741	0.600	14.608	75.544	0.034
							WasteWair	No	0.05	0.000				0.000
							Forestry	Ha	0.1525	0.100				0.015
							Horticulture	Ha	0.22634	0.000				0.000
	692	Puravane		5	1e	Machinery	SoilMoistureConservation	TCB	Ha	0.057	2.06	14.608	75.544	0.118
							WasteWair	No	0.05	0.000				0.000
							Forestry	Ha	0.1525	0.500				0.076
							Horticulture	Ha	0.22634	0.000				0.000
	693	MygeriHnumanthappa		5	2e	Machinery	SoilMoistureConservation	TCB	Ha	0.057	0.42	14.608	75.544	0.024
							WasteWair	No	0.05	0.000				0.000
							Forestry	Ha	0.1525	0.100				0.015
							Horticulture	Ha	0.22634	0.000				0.000
	694	MygeriBasappaTayiSavakka		5	2e	Machinery	SoilMoistureConservation	TCB	Ha	0.057	0.85	14.608	75.544	0.049
							WasteWair	No	0.05	1.000				0.050
							Forestry	Ha	0.1525	0.300				0.046
							Horticulture	Ha	0.22634	0.000				0.000
	695	YeligarChinnammaKomNingappa		5	2e	Machinery	SoilMoistureConservation	TCB	Ha	0.057	1.28	14.608	75.544	0.073
							WasteWair	No	0.05	2.000				0.100
							Forestry	Ha	0.1525	1.000				0.153
							Horticulture	Ha	0.22634	0.000				0.000
	696	EleholiRaju		5	3e	Machinery	SoilMoistureConservation	TCB	Ha	0.057	0.39	14.608	75.544	0.022
							WasteWair	No	0.05	1.000				0.050
							Forestry	Ha	0.1525	0.300				0.046
							Horticulture	Ha	0.22634	0.000				0.000
	697	GolappanaraUrphEleholiMalakappa		5	3e	Machinery	SoilMoistureConservation	TCB	Ha	0.057	0.76	14.608	75.544	0.044
							WasteWair	No	0.05	1.000				0.050
							Forestry	Ha	0.1525	0.300				0.046
							Horticulture	Ha	0.22634	0.000				0.000
	698	EliholiRaju		5	3e	Machinery	SoilMoistureConservation	TCB	Ha	0.057	0.16	14.608	75.544	0.009
							WasteWair	No	0.05	1.000				0.050
							Forestry	Ha	0.1525	0.300				0.046
							Horticulture	Ha	0.22634	0.000				0.000

VillageName	Farmer Code	FarmerName	Aadhar Card No	Survey Number	RateType(Manually /Machinery)	ActivityType(SoilMoistureConservationActivity/Water HarvestingActivity)	ActivityName	Unit	UnitCost(InLakhs.)	Proposed Quantity	Latitude(Deg-Min-Sec)	Longitude(Deg-Min-Sec)	TotalCost(InLacs)	Site Photo
	699	EleholiRaju		5	3೨	Machinery	SoilMoistureConservation	TCB	Ha	0.057	0.45	14.608	75.544	0.026
							WasteWair	No	0.05	0.000				0.000
							Forestry	Ha	0.1525	0.100				0.015
							Horticulture	Ha	0.22634	0.000				0.000
	700	GolappanvaraUrphEleholiMalakappa		5	3೨	Machinery	SoilMoistureConservation	TCB	Ha	0.057	0.24	14.608	75.544	0.014
							WasteWair	No	0.05	0.000				0.000
							Forestry	Ha	0.1525	0.100				0.015
							Horticulture	Ha	0.22634	0.000				0.000
	701	YaleholiVageesha		5	1೯	Machinery	SoilMoistureConservation	TCB	Ha	0.057	0.92	14.608	75.544	0.053
							WasteWair	No	0.05	0.000				0.000
							Forestry	Ha	0.1525	0.100				0.015
							Horticulture	Ha	0.22634	0.000				0.000
	702	AkkuraBasavaraja		5	1೯	Machinery	SoilMoistureConservation	TCB	Ha	0.057	0.52	14.608	75.544	0.030
							WasteWair	No	0.05	0.000				0.000
							Forestry	Ha	0.1525	0.200				0.031
							Horticulture	Ha	0.22634	0.000				0.000
	703	Nulinalravva		5	5	Machinery	SoilMoistureConservation	TCB	Ha	0.057	0.25	14.608	75.544	0.014
							WasteWair	No	0.05	0.000				0.000
							Forestry	Ha	0.1525	2.000				0.305
							Horticulture	Ha	0.22634	0.300				0.068
	704	HurakadliGuddappa		5	6	Machinery	SoilMoistureConservation	TCB	Ha	0.057	0.45	14.608	75.544	0.026
							WasteWair	No	0.05	2.000				0.100
							Forestry	Ha	0.1525	0.300				0.046
							Horticulture	Ha	0.22634	0.000				0.000
	705	SankannanavaraLakshmavvakomGuddappa		6	1	Machinery	SoilMoistureConservation	TCB	Ha	0.057	0.26	14.608	75.544	0.015
							WasteWair	No	0.05	1.000				0.050
							Forestry	Ha	0.1525	0.300				0.046
							Horticulture	Ha	0.22634	0.000				0.000
	706	SiddanagoudraShankaragouda		6	2	Machinery	SoilMoistureConservation	TCB	Ha	0.057	0.64	14.608	75.544	0.037
							WasteWair	No	0.05	1.000				0.050
							Forestry	Ha	0.1525	0.400				0.061
							Horticulture	Ha	0.22634	0.000				0.000
	707	SiddanagoudraBasanagouda		6	3	Machinery	SoilMoistureConservation	TCB	Ha	0.057	0.68	14.608	75.544	0.039
							WasteWair	No	0.05	2.000				0.100
							Forestry	Ha	0.1525	0.300				0.046
							Horticulture	Ha	0.22634	0.000				0.000
	708	DevagoudaNinganagouda		6	6	Machinery	SoilMoistureConservation	TCB	Ha	0.057	0.26	14.608	75.544	0.015
							WasteWair	No	0.05	0.000				0.000
							Forestry	Ha	0.1525	0.100				0.015
							Horticulture	Ha	0.22634	0.000				0.000
	709	SiddanagoudaBasanagouda		7	1೯	Machinery	SoilMoistureConservation	TCB	Ha	0.057	0.22	14.608	75.544	0.013
							WasteWair	No	0.05	1.000				0.050
							Forestry	Ha	0.1525	0.300				0.046
							Horticulture	Ha	0.22634	0.000				0.000
	710	SiddanagoudaSajunthalavva		7	1೯	Machinery	SoilMoistureConservation	TCB	Ha	0.057	0.25	14.608	75.544	0.014
							WasteWair	No	0.05	0.000				0.000
							Forestry	Ha	0.1525	0.500				0.076
							Horticulture	Ha	0.22634	0.000				0.000

VillageName	Farmer Code	FarmerName	Aadhar Card No	Survey Number	RateType(Manually /Machinery)	ActivityType(SoilMoistureConservationActivity/Water HarvestingActivity)	ActivityName	Unit	UnitCost(InLakhs.)	Proposed Quantity	Latitude(Deg-Min-Sec)	Longitude(Deg-Min-Sec)	TotalCost(InLacs)	Site Photo
	711	BharamagoudaAdivappagouda		7	1	Machinery	SoilMoistureConservation	TCB	Ha	0.057	0.26	14.608	75.544	0.015
							WasteWair	No	0.05	0.000				0.000
							Forestry	Ha	0.1525	0.500				0.076
							Horticulture	Ha	0.22634	0.000				0.000
	712	BharamagoudaSannagouda		7	1	Machinery	SoilMoistureConservation	TCB	Ha	0.057	0.25	14.608	75.544	0.014
							WasteWair	No	0.05	2.000				0.100
							Forestry	Ha	0.1525	0.200				0.031
							Horticulture	Ha	0.22634	0.000				0.000
	713	SiddanagoudaBasanagouda		7	1	Machinery	SoilMoistureConservation	TCB	Ha	0.057	0.22	14.608	75.544	0.013
							WasteWair	No	0.05	2.000				0.100
							Forestry	Ha	0.1525	0.500				0.076
							Horticulture	Ha	0.22634	0.000				0.000
	714	AjmaniSomaligappa		7	1	Machinery	SoilMoistureConservation	TCB	Ha	0.057	0.23	14.608	75.544	0.013
							WasteWair	No	0.05	1.000				0.050
							Forestry	Ha	0.1525	0.100				0.015
							Horticulture	Ha	0.22634	0.000				0.000
	715	BharmagoudaAdivappagouda		7	1	Machinery	SoilMoistureConservation	TCB	Ha	0.057	0.27	14.608	75.544	0.016
							WasteWair	No	0.05	1.000				0.050
							Forestry	Ha	0.1525	0.500				0.076
							Horticulture	Ha	0.22634	0.000				0.000
	716	BenakanagondaNagappa		7	2	Machinery	SoilMoistureConservation	TCB	Ha	0.057	0.78	14.608	75.544	0.045
							WasteWair	No	0.05	0.000				0.000
							Forestry	Ha	0.1525	0.100				0.015
							Horticulture	Ha	0.22634	0.000				0.000
	717	AjmaniSivayogi		8	1	Machinery	SoilMoistureConservation	TCB	Ha	0.057	0.8	14.608	75.544	0.046
							WasteWair	No	0.05	0.000				0.000
							Forestry	Ha	0.1525	0.100				0.015
							Horticulture	Ha	0.22634	0.000				0.000
	718	BharmappaSadhani		8	2	Machinery	SoilMoistureConservation	TCB	Ha	0.057	0.89	14.608	75.544	0.051
							WasteWair	No	0.05	2.000				0.100
							Forestry	Ha	0.1525	1.000				0.153
							Horticulture	Ha	0.22634	0.000				0.000
	719	BelkriBasavaneppa		8	8	Machinery	SoilMoistureConservation	TCB	Ha	0.057	0	14.608	75.544	0.000
							WasteWair	No	0.05	0.000				0.000
							Forestry	Ha	0.1525	0.100				0.015
							Horticulture	Ha	0.22634	0.000				0.000
	720	SriSivalingasawamyGaddigiPancaPakirappa		9	*	Machinery	SoilMoistureConservation	TCB	Ha	0.057	0.01	14.608	75.544	0.001
							WasteWair	No	0.05	1.000				0.050
							Forestry	Ha	0.1525	0.500				0.076
							Horticulture	Ha	0.22634	0.000				0.000
	721	BenakanondaAnasavvaKomNingappa		9	1	Machinery	SoilMoistureConservation	TCB	Ha	0.057	1.89	14.608	75.544	0.109
							WasteWair	No	0.05	2.000				0.100
							Forestry	Ha	0.1525	1.000				0.153
							Horticulture	Ha	0.22634	0.000				0.000
	722	HurkadliKumarappa		9	2	Machinery	SoilMoistureConservation	TCB	Ha	0.057	0.61	14.608	75.544	0.035
							WasteWair	No	0.05	1.000				0.050
							Forestry	Ha	0.1525	0.300				0.046
							Horticulture	Ha	0.22634	0.000				0.000

VillageName	Farmer Code	FarmerName	Aadhar Card No	Survey Number	RateType(Manually /Machine ry)	ActivityType(SoilMoistureCon nservationActivity/Water HarvestingActivity)	ActivityName	Unit	UnitCost( InLakhs.)	Proposed Quantity	Latitude( Deg-Min- Sec)	Longitude (Deg-Min- Sec)	TotalCost (InLacs)	Site Photo
	723	HurakadliBasavaraja		9	2	Machinery	SoilMoistureConservation	TCB	Ha	0.057	0.6	14.608	75.544	0.034
							WasteWair	No	0.05	0.000				0.000
							Forestry	Ha	0.1525	0.300				0.046
							Horticulture	Ha	0.22634	0.000				0.000
	724	HurakadliVirappa		9	2	Machinery	SoilMoistureConservation	TCB	Ha	0.057	0.6	14.608	75.544	0.034
							WasteWair	No	0.05	1.000				0.050
							Forestry	Ha	0.1525	0.500				0.076
							Horticulture	Ha	0.22634	0.000				0.000
	725	KarigoudarNananagouda		10	1e	Machinery	SoilMoistureConservation	TCB	Ha	0.057	0.31	14.608	75.544	0.018
							WasteWair	No	0.05	1.000				0.050
							Forestry	Ha	0.1525	1.000				0.153
							Horticulture	Ha	0.22634	0.000				0.000
	726	PatilNanjanagouda		10	1e +2	Machinery	SoilMoistureConservation	TCB	Ha	0.057	1.18	14.608	75.544	0.068
							WasteWair	No	0.05	0.000				0.000
							Forestry	Ha	0.1525	0.100				0.015
							Horticulture	Ha	0.22634	0.000				0.000
	727	PatilNanjanagouda		10	1e +2	Machinery	SoilMoistureConservation	TCB	Ha	0.057	1.18	14.608	75.544	0.068
							WasteWair	No	0.05	2.000				0.100
							Forestry	Ha	0.1525	1.000				0.153
							Horticulture	Ha	0.22634	0.000				0.000
	728	Mallangouda		11	11,	Machinery	SoilMoistureConservation	TCB	Ha	0.057	0.2	14.608	75.544	0.011
							WasteWair	No	0.05	1.000				0.050
							Forestry	Ha	0.1525	1.000				0.153
							Horticulture	Ha	0.22634	0.000				0.000
	729	BasanagoudaRamangouda		11	1e	Machinery	SoilMoistureConservation	TCB	Ha	0.057	0.46	14.608	75.544	0.026
							WasteWair	No	0.05	2.000				0.100
							Forestry	Ha	0.1525	1.000				0.153
							Horticulture	Ha	0.22634	0.000				0.000
	730	BasanagoudaGuddanagouda		11	1e	Machinery	SoilMoistureConservation	TCB	Ha	0.057	0.46	14.608	75.544	0.026
							WasteWair	No	0.05	2.000				0.100
							Forestry	Ha	0.1525	1.000				0.153
							Horticulture	Ha	0.22634	0.000				0.000
	731	PatilNanjanagouda		11	2	Machinery	SoilMoistureConservation	TCB	Ha	0.057	0.84	14.608	75.544	0.048
							WasteWair	No	0.05	2.000				0.100
							Forestry	Ha	0.1525	0.500				0.076
							Horticulture	Ha	0.22634	0.000				0.000
	732	MallanagoudaSankargouda		12	*	Machinery	SoilMoistureConservation	TCB	Ha	0.057	3.28	14.608	75.544	0.188
							WasteWair	No	0.05	0.000				0.000
							Forestry	Ha	0.1525	0.100				0.015
							Horticulture	Ha	0.22634	0.000				0.000
	733	MallanagoudaSankaragouda		12	*	Machinery	SoilMoistureConservation	TCB	Ha	0.057	3.28	14.608	75.544	0.188
							WasteWair	No	0.05	2.000				0.100
							Forestry	Ha	0.1525	0.500				0.076
							Horticulture	Ha	0.22634	0.000				0.000
	734	BalahattiBasavaneppa		12	12,	Machinery	SoilMoistureConservation	TCB	Ha	0.057	0.21	14.608	75.544	0.012
							WasteWair	No	0.05	2.000				0.100
							Forestry	Ha	0.1525	1.000				0.153
							Horticulture	Ha	0.22634	0.000				0.000

	735	MallanagoudaNinganagouda		13	*	Machinery	SoilMoistureConservation	TCB	Ha	0.057	0.96	14.608	75.544	0.055	
--	-----	--------------------------	--	----	---	-----------	--------------------------	-----	----	-------	------	--------	--------	-------	--

VillageName	Farmer Code	FarmerName	Aadhar Card No	Survey Number	RateType(Manually /Machine ry)	ActivityType(SoilMoistureCo nservationActivity/Water HarvestingActivity)	ActivityName	Unit	UnitCost( InLakhs.)	Proposed Quantity	Latitude( Deg-Min- Sec)	Longitude (Deg-Min- Sec)	TotalCost (InLacs)	Site Photo
							WasteWair	No	0.05	2.000			0.100	
							Forestry	Ha	0.1525	1.000			0.153	
							Horticulture	Ha	0.22634	0.000			0.000	
	736	MallangoudaNinganagouda		14	*	Machinery	SoilMoistureConservation	TCB	Ha	0.057	0.97	14.608	75.544	0.056
							WasteWair	No	0.05	2.000			0.100	
							Forestry	Ha	0.1525	1.000			0.153	
							Horticulture	Ha	0.22634	0.000			0.000	
	737	MyageriJaganathaBinGangappa		18	4೨	Machinery	SoilMoistureConservation	TCB	Ha	0.057	0.37	14.608	75.544	0.021
							WasteWair	No	0.05	0.000			0.000	
							Forestry	Ha	0.1525	0.100			0.015	
							Horticulture	Ha	0.22634	0.000			0.000	
	738	MyageriChandrappaBinHalappa		18	5೉	Machinery	SoilMoistureConservation	TCB	Ha	0.057	0.4	14.608	75.544	0.023
							WasteWair	No	0.05	2.000			0.100	
							Forestry	Ha	0.1525	1.000			0.153	
							Horticulture	Ha	0.22634	0.000			0.000	
	739	MyageriChannappaBinHalappa		18	5೨	Machinery	SoilMoistureConservation	TCB	Ha	0.057	0.38	14.608	75.544	0.022
							WasteWair	No	0.05	2.000			0.100	
							Forestry	Ha	0.1525	1.000			0.153	
							Horticulture	Ha	0.22634	0.000			0.000	
	740	MyageriHanumathappa		18	6೉+೨	Machinery	SoilMoistureConservation	TCB	Ha	0.057	0.51	14.608	75.544	0.029
							WasteWair	No	0.05	1.000			0.050	
							Forestry	Ha	0.1525	1.000			0.153	
							Horticulture	Ha	0.22634	0.000			0.000	
	741	BenakankondaAnasavvaKomNingappa		18	1	Machinery	SoilMoistureConservation	TCB	Ha	0.057	3.68	14.608	75.544	0.211
							WasteWair	No	0.05	0.000			0.000	
							Forestry	Ha	0.1525	0.100			0.015	
							Horticulture	Ha	0.22634	0.000			0.000	
	742	MyageriBasavarajBinGanagappa		18	2	Machinery	SoilMoistureConservation	TCB	Ha	0.057	0.78	14.608	75.544	0.045
							WasteWair	No	0.05	0.000			0.000	
							Forestry	Ha	0.1525	0.100			0.015	
							Horticulture	Ha	0.22634	0.000			0.000	
	743	HosangadiGrusanthavva		18	3	Machinery	SoilMoistureConservation	TCB	Ha	0.057	0.78	14.608	75.544	0.045
							WasteWair	No	0.05	1.000			0.050	
							Forestry	Ha	0.1525	0.200			0.031	
							Horticulture	Ha	0.22634	0.000			0.000	
	744	HosangadiGurusanthavva		18	4೉	Machinery	SoilMoistureConservation	TCB	Ha	0.057	0.41	14.608	75.544	0.024
							WasteWair	No	0.05	0.000			0.000	
							Forestry	Ha	0.1525	0.100			0.015	
							Horticulture	Ha	0.22634	0.000			0.000	
	745	MyageriMariyappa		18	6೉+೨	Machinery	SoilMoistureConservation	TCB	Ha	0.057	0.25	14.608	75.544	0.014
							WasteWair	No	0.05	0.000			0.000	
							Forestry	Ha	0.1525	0.100			0.015	
							Horticulture	Ha	0.22634	0.000			0.000	
	746	KattilirannaPanchappa		19	1೨	Machinery	SoilMoistureConservation	TCB	Ha	0.057	0.4	14.608	75.544	0.023
							WasteWair	No	0.05	1.000			0.050	
							Forestry	Ha	0.1525	0.300			0.046	
							Horticulture	Ha	0.22634	0.000			0.000	
	747	GuddappaTandeNilappaPujar		19	1೉	Machinery	SoilMoistureConservation	TCB	Ha	0.057	0.4	14.608	75.544	0.023



VillageName	Farmer Code	FarmerName	Aadhar Card No	Survey Number	RateType(Manually /Machine ry)	ActivityType(SoilMoistureConservationActivity/Water HarvestingActivity)	ActivityName	Unit	UnitCost(InLakhs.)	Proposed Quantity	Latitude(Deg-Min-Sec)	Longitude (Deg-Min-Sec)	TotalCost (InLacs)	Site Photo
							WasteWair	No	0.05	0.000			0.000	
							Forestry	Ha	0.1525	0.100			0.015	
							Horticulture	Ha	0.22634	0.000			0.000	
	748	GuddappaTandeNilappaPujar		19	123	Machinery	SoilMoistureConservation	TCB	Ha	0.057	0.36	14.608	75.544	0.021
							WasteWair	No	0.05	1.000			0.050	
							Forestry	Ha	0.1525	0.200			0.031	
							Horticulture	Ha	0.22634	0.000			0.000	
	749	BaramagoudaSannagouda		19	2	Machinery	SoilMoistureConservation	TCB	Ha	0.057	1.04	14.608	75.544	0.060
							WasteWair	No	0.05	0.000			0.000	
							Forestry	Ha	0.1525	0.100			0.015	
							Horticulture	Ha	0.22634	0.000			0.000	
	750	BharmagoudaSankaragoudaBinBasanagouds		19	3	Machinery	SoilMoistureConservation	TCB	Ha	0.057	1.09	14.608	75.544	0.063
							WasteWair	No	0.05	0.000			0.000	
							Forestry	Ha	0.1525	0.100			0.015	
							Horticulture	Ha	0.22634	0.000			0.000	
	751	SiddanagoudaSiddanagouda		19	4	Machinery	SoilMoistureConservation	TCB	Ha	0.05741	0.96	14.608	75.544	0.055
							WasteWair	No	0.05	0.000			0.000	
							Forestry	Ha	0.1525	0.300			0.046	
							Horticulture	Ha	0.22634	0.000			0.000	
	752	SiddnagoudaYallanagouda		19	5	Machinery	SoilMoistureConservation	TCB	Ha	0.05741	0.54	14.608	75.544	0.031
							WasteWair	No	0.05	1.000			0.050	
							Forestry	Ha	0.1525	0.300			0.046	
							Horticulture	Ha	0.22634	0.000			0.000	
	753	BanakarBasavva		19	6	Machinery	SoilMoistureConservation	TCB	Ha	0.05741	1.12	14.608	75.544	0.064
							WasteWair	No	0.05	0.000			0.000	
							Forestry	Ha	0.1525	0.200			0.031	
							Horticulture	Ha	0.22634	0			0	
	754	SiddanagoudaShakunthalavva		19	7	Machinery	SoilMoistureConservation	TCB	Ha	0.05741	0.32	14.608	75.544	0.0183712
							WasteWair	No	0.05	1			0.05	
							Forestry	Ha	0.1525	0.2			0.0305	
							Horticulture	Ha	0.22634	0			0	
	755	SiddanagoudaKotragouda		19	8	Machinery	SoilMoistureConservation	TCB	Ha	0.05741	0.54	14.608	75.544	0.0310014
							WasteWair	No	0.05	2			0.1	
							Forestry	Ha	0.1525	0.3			0.04575	
							Horticulture	Ha	0.22634	0			0	
	756	HosamaniNajma		20	159	Machinery	SoilMoistureConservation	TCB	Ha	0.05741	0.51	14.608	75.544	0.0292791
							WasteWair	No	0.05	1			0.05	
							Forestry	Ha	0.1525	0.2			0.0305	
							Horticulture	Ha	0.22634	0			0	
	757	HosamaniPhakruSab		20	159	Machinery	SoilMoistureConservation	TCB	Ha	0.05741	0.51	14.608	75.544	0.0292791
							WasteWair	No	0.05	2			0.1	
							Forestry	Ha	0.1525	1			0.1525	
							Horticulture	Ha	0.22634	0			0	
	758	BasaganneJayammaBinHalappa		20	159	Machinery	SoilMoistureConservation	TCB	Ha	0.05741	1.62	14.608	75.544	0.0930042
							WasteWair	No	0.05	2			0.1	
							Forestry	Ha	0.1525	1			0.1525	
							Horticulture	Ha	0.22634	0			0	
	759	VadenapuraHalappa		20	159	Machinery	SoilMoistureConservation	TCB	Ha	0.05741	1.24	14.608	75.544	0.0711884

VillageName	Farmer Code	FarmerName	Aadhar Card No	Survey Number	RateType(Manually /Machine ry)	ActivityType(SoilMoistureCon nservationActivity/Water HarvestingActivity)	ActivityName	Unit	UnitCost( InLakhs.)	Proposed Quantity	Latitude( Deg-Min- Sec)	Longitude (Deg-Min- Sec)	TotalCost (InLacs)	Site Photo
							WasteWair	No	0.05	2			0.1	
							Forestry	Ha	0.1525	1			0.1525	
							Horticulture	Ha	0.22634	1			0.22634	
	760	HosmaniMahabubhi		20	1e	Machinery	SoilMoistureConservation	TCB	Ha	0.05741	0.51	14.608	75.544	0.0292791
							WasteWair	No	0.05	0			0	
							Forestry	Ha	0.1525	1			0.1525	
							Horticulture	Ha	0.22634	0.3			0.067902	
	761	SiddanagoudaKotragouda		20	1b	Machinery	SoilMoistureConservation	TCB	Ha	0.05741	1.07	14.608	75.544	0.0614287
							WasteWair	No	0.05	0			0	
							Forestry	Ha	0.1525	1			0.1525	
							Horticulture	Ha	0.22634	0.3			0.067902	
	762	MugoudaMallanagouda		20	20.	Machinery	SoilMoistureConservation	TCB	Ha	0.05741	0.2	14.608	75.544	0.011482
							WasteWair	No	0.05	0			0	
							Forestry	Ha	0.1525	3			0.4575	
							Horticulture	Ha	0.22634	0.8			0.181072	
	763	KaregoudaTandeKotragoudaSiddangouda		20	2e+2b	Machinery	SoilMoistureConservation	TCB	Ha	0.05741	0.36	14.608	75.544	0.0206676
							WasteWair	No	0.05	0			0	
							Forestry	Ha	0.1525	2			0.305	
							Horticulture	Ha	0.22634	1			0.22634	
	764	HosangadiShivappa		20	2e+2b	Machinery	SoilMoistureConservation	TCB	Ha	0.05741	1.45	14.608	75.544	0.0832445
							WasteWair	No	0.05	0			0	
							Forestry	Ha	0.1525	0			0	
							Horticulture	Ha	0.22634	0.1			0.022634	
	765	HemanagoudaTandeKotragoudaSiddanagouda		20	3	Machinery	SoilMoistureConservation	TCB	Ha	0.05741	0.36	14.608	75.544	0.0206676
							WasteWair	No	0.05	0			0	
							Forestry	Ha	0.1525	2			0.305	
							Horticulture	Ha	0.22634	1			0.22634	
	766	EligaraChannabasavva		20	4	Machinery	SoilMoistureConservation	TCB	Ha	0.05741	1.07	14.608	75.544	0.0614287
							WasteWair	No	0.05	0			0	
							Forestry	Ha	0.1525	0			0	
							Horticulture	Ha	0.22634	0.5			0.11317	
	767	EliholiRathnavvaKomBasappa		21	1e	Machinery	SoilMoistureConservation	TCB	Ha	0.05741	2	14.608	75.544	0.11482
							WasteWair	No	0.05	0			0	
							Forestry	Ha	0.1525	1			0.1525	
							Horticulture	Ha	0.22634	0.3			0.067902	
	768	BannihattiGuddappa		21	1e	Machinery	SoilMoistureConservation	TCB	Ha	0.05741	0.6	14.608	75.544	0.034446
							WasteWair	No	0.05	0			0	
							Forestry	Ha	0.1525	0			0	
							Horticulture	Ha	0.22634	0.5			0.11317	
	769	YaleholeSivappa		21	1e	Machinery	SoilMoistureConservation	TCB	Ha	0.05741	0.4	14.608	75.544	0.022964
							WasteWair	No	0.05	0			0	
							Forestry	Ha	0.1525	0.5			0.07625	
							Horticulture	Ha	0.22634	0			0	
	770	MailaradaBasavarajappa		21	1e	Machinery	SoilMoistureConservation	TCB	Ha	0.05741	1.22	14.608	75.544	0.0700402
							WasteWair	No	0.05	0			0	
							Forestry	Ha	0.1525	1			0.1525	
							Horticulture	Ha	0.22634	0.3			0.067902	
	771	Katenahalli Parmeshwrappa		21	2b	Machinery	SoilMoistureConservation	TCB	Ha	0.05741	1.5	14.608	75.544	0.086115

VillageName	Farmer Code	FarmerName	Aadhar Card No	Survey Number	RateType (Manually/Machinery)	ActivityType(SoilMoisture ConservationActivity/WaterHarvestingActivity)	ActivityName	Unit	UnitCost(InLakhs.)	Proposed Quantity	Latitude (Deg-Min-Sec)	Longitude (Deg-Min-Sec)	TotalCost (InLacs)	Site Photo
							WasteWair	No	0.05	0			0	
							Forestry	Ha	0.1525	0			0	
							Horticulture	Ha	0.22634	0.2			0.045268	
	772	HanamanthappaGopeppaChannavva		21	21	Machinery	SoilMoistureConservation	TCB	Ha	0.05741	0.25	14.608	75.544	0.0143525
							WasteWair	No	0.05	0			0	
							Forestry	Ha	0.1525	0			0	
							Horticulture	Ha	0.22634	0.3			0.067902	
	773	YaleholiShivappa		21	3	Machinery	SoilMoistureConservation	TCB	Ha	0.05741	2.64	14.608	75.544	0.1515624
							WasteWair	No	0.05	0			0	
							Forestry	Ha	0.1525	1			0.1525	
							Horticulture	Ha	0.22634	1			0.22634	
	774	YaleholiShivappa		21	3	Machinery	SoilMoistureConservation	TCB	Ha	0.05741	2.64	14.608	75.544	0.1515624
							WasteWair	No	0.05	0			0	
							Forestry	Ha	0.1525	0			0	
							Horticulture	Ha	0.22634	2			0.45268	
	775	MyageriSharavvaKomBasappa		24	1	Machinery	SoilMoistureConservation	TCB	Ha	0.05741	0.35	14.608	75.544	0.0200935
							WasteWair	No	0.05	0			0	
							Forestry	Ha	0.1525	1			0.1525	
							Horticulture	Ha	0.22634	0.2			0.045268	
	776	MyageriMariyappa		24	2	Machinery	SoilMoistureConservation	TCB	Ha	0.05741	0.31	14.608	75.544	0.0177971
							WasteWair	No	0.05	0			0	
							Forestry	Ha	0.1525	1			0.1525	
							Horticulture	Ha	0.22634	0.3			0.067902	
	777	MyageriHanamappa		24	3	Machinery	SoilMoistureConservation	TCB	Ha	0.05741	0.64	14.608	75.544	0.0367424
							WasteWair	No	0.05	0			0	
							Forestry	Ha	0.1525	1			0.1525	
							Horticulture	Ha	0.22634	0.3			0.067902	
	778	MadivalaraGuddappa		25	1	Machinery	SoilMoistureConservation	TCB	Ha	0.05741	0.39	14.608	75.544	0.0223899
							WasteWair	No	0.05	0			0	
							Forestry	Ha	0.1525	2			0.305	
							Horticulture	Ha	0.22634	0.5			0.11317	
	779	MadivalaraNagappa		25	1	Machinery	SoilMoistureConservation	TCB	Ha	0.05741	0.38	14.608	75.544	0.0218158
							WasteWair	No	0.05	0			0	
							Forestry	Ha	0.1525	2			0.305	
							Horticulture	Ha	0.22634	0.3			0.067902	
	780	MadivalarNagappa		25	2	Machinery	SoilMoistureConservation	TCB	Ha	0.05741	0.95	14.608	75.544	0.0545395
							WasteWair	No	0.05	0			0	
							Forestry	Ha	0.1525	2			0.305	
							Horticulture	Ha	0.22634	0.3			0.067902	
	781	PavanUrphPavanKumarTandeChikkappaMadivala		25	2	Machinery	SoilMoistureConservation	TCB	Ha	0.05741	0.3	14.608	75.544	0.017223
							WasteWair	No	0.05	0			0	
							Forestry	Ha	0.1525	1			0.1525	
							Horticulture	Ha	0.22634	0.3			0.067902	
	782	PananUrphPavanKumarTandeChikkappaMadivala		25	2	Machinery	SoilMoistureConservation	TCB	Ha	0.05741	0.55	14.608	75.544	0.0315755
							WasteWair	No	0.05	0			0	
							Forestry	Ha	0.1525	0			0	
							Horticulture	Ha	0.22634	0.3			0.067902	
	783	MadivalaraGonibasappa		25	2	Machinery	SoilMoistureConservation	TCB	Ha	0.05741	0.3	14.608	75.544	0.017223

								WasteWair	No	0.05	0			0
								Forestry	Ha	0.1525	1			0.1525

VillageName	Farmer Code	FarmerName	Aadhar Card No	Survey Number	RateType(Manually /Machinery)	ActivityType(SoilMoistureConservationActivity/Water HarvestingActivity)	ActivityName	Unit	UnitCost(InLakhs.)	Proposed Quantity	Latitude(Deg-Min-Sec)	Longitude (Deg-Min-Sec)	TotalCost (InLacs)	Site Photo
							Horticulture	Ha	0.22634	0.2			0.045268	
	784	MadivalaraGuddappa		25	2ಫ	Machinery	SoilMoistureConservation	TCB	Ha	0.05741	0.35	14.608	75.544	0.0200935
							WasteWair	No	0.05	0			0	
							Forestry	Ha	0.1525	1			0.1525	
							Horticulture	Ha	0.22634	0.2			0.045268	
	785	MadivalaNirmala		25	2ಃ	Machinery	SoilMoistureConservation	TCB	Ha	0.05741	0.4	14.608	75.544	0.022964
							WasteWair	No	0.05	0			0	
							Forestry	Ha	0.1525	1			0.1525	
							Horticulture	Ha	0.22634	0.3			0.067902	
	786	EleholiHanumanthappa		25	10	Machinery	SoilMoistureConservation	TCB	Ha	0.05741	0.83	14.608	75.544	0.0476503
							WasteWair	No	0.05	0			0	
							Forestry	Ha	0.1525	0			0	
							Horticulture	Ha	0.22634	0.1			0.022634	
	787	MadivalaraGuddappa		25	1ಉ	Machinery	SoilMoistureConservation	TCB	Ha	0.05741	0.39	14.608	75.544	0.0223899
							WasteWair	No	0.05	0			0	
							Forestry	Ha	0.1525	0			0	
							Horticulture	Ha	0.22634	0.3			0.067902	
	788	EleholiAnnappa		25	3	Machinery	SoilMoistureConservation	TCB	Ha	0.05741	0.63	14.608	75.544	0.0361683
							WasteWair	No	0.05	0			0	
							Forestry	Ha	0.1525	1			0.1525	
							Horticulture	Ha	0.22634	0.3			0.067902	
	789	Puravane		25	8	Machinery	SoilMoistureConservation	TCB	Ha	0.05741	2.85	14.608	75.544	0.1636185
							WasteWair	No	0.05	0			0	
							Forestry	Ha	0.1525	1			0.1525	
							Horticulture	Ha	0.22634	0.3			0.067902	
	790	EleholiIsavarappa		25	9	Machinery	SoilMoistureConservation	TCB	Ha	0.05741	0.6	14.608	75.544	0.034446
							WasteWair	No	0.05	0			0	
							Forestry	Ha	0.1525	1			0.1525	
							Horticulture	Ha	0.22634	0.2			0.045268	
	791	Puravane		26	2ಃ+	Machinery	SoilMoistureConservation	TCB	Ha	0.05741	1.68	14.608	75.544	0.0964488
							WasteWair	No	0.05	0			0	
							Forestry	Ha	0.1525	1			0.1525	
							Horticulture	Ha	0.22634	0.2			0.045268	
	792	MyageriDurugappa		26	1+2ಉ	Machinery	SoilMoistureConservation	TCB	Ha	0.05741	2.14	14.608	75.544	0.1228574
							WasteWair	No	0.05	0			0	
							Forestry	Ha	0.1525	0			0	
							Horticulture	Ha	0.22634	0.1			0.022634	
	793	MyageriDurugappa		26	1+2ಉ	Machinery	SoilMoistureConservation	TCB	Ha	0.05741	2.14	14.608	75.544	0.1228574
							WasteWair	No	0.05	0			0	
							Forestry	Ha	0.1525	0			0	
							Horticulture	Ha	0.22634	0.1			0.022634	
	794	MyageriHanumanppa		26	2ಃ+3	Machinery	SoilMoistureConservation	TCB	Ha	0.05741	1.68	14.608	75.544	0.0964488
							WasteWair	No	0.05	0			0	
							Forestry	Ha	0.1525	0			0	
							Horticulture	Ha	0.22634	0.2			0.045268	
	795	MyageriHanumappa		26	2ಃ+3	Machinery	SoilMoistureConservation	TCB	Ha	0.05741	1.68	14.608	75.544	0.0964488
							WasteWair	No	0.05	0			0	
							Forestry	Ha	0.1525	1			0.1525	

								Horticulture	Ha	0.22634	0.2		0.045268	
--	--	--	--	--	--	--	--	--------------	----	---------	-----	--	----------	--

VillageName	Farmer Code	FarmerName	Aadhar Card No	Survey Number	RateType(Manually /Machine ry)	ActivityType(SoilMoistureCo nservationActivity/Water HarvestingActivity)	ActivityName	Unit	UnitCost( InLakhs.)	Proposed Quantity	Latitude( Deg-Min- Sec)	Longitude (Deg-Min- Sec)	TotalCost (InLacs)	Site Photo
	796	Puravane		26	1+2	Machinery	SoilMoistureConservation	TCB	Ha	0.05741	2.14	14.608	75.544	0.1228574
							WasteWair	No	0.05	0				0
							Forestry	Ha	0.1525	0				0
							Horticulture	Ha	0.22634	0.1				0.022634
	797	ElehokiBasavaneppa		27	3	Machinery	SoilMoistureConservation	TCB	Ha	0.05741	0.71	14.608	75.544	0.0407611
							WasteWair	No	0.05	0				0
							Forestry	Ha	0.1525	0				0
							Horticulture	Ha	0.22634	0.1				0.022634
	798	EleholiUrphGulappanavarRatanvvaKomThirthappa		27	4+5+6	Machinery	SoilMoistureConservation	TCB	Ha	0.05741	0.76	14.608	75.544	0.0436316
							WasteWair	No	0.05	0				0
							Forestry	Ha	0.1525	0				0
							Horticulture	Ha	0.22634	0.1				0.022634
	799	MallikarjunaTandeChikkappaMadivalara		27	4+5+6	Machinery	SoilMoistureConservation	TCB	Ha	0.05741	1.43	14.608	75.544	0.0820963
							WasteWair	No	0.05	0				0
							Forestry	Ha	0.1525	0				0
							Horticulture	Ha	0.22634	0.1				0.022634
	800	Gulappanavara kuruvatteppa		27	4+5+6	Machinery	SoilMoistureConservation	TCB	Ha	0.05741	1.93	14.608	75.544	0.1108013
							WasteWair	No	0.05	0				0
							Forestry	Ha	0.1525	1				0.1525
							Horticulture	Ha	0.22634	0.2				0.045268
	801	IndudaraTandeBasavarajaHosandaditandeBasavar		27	7	Machinery	SoilMoistureConservation	TCB	Ha	0.05741	0.27	14.608	75.544	0.0155007
							WasteWair	No	0.05	0				0
							Forestry	Ha	0.1525	0				0
							Horticulture	Ha	0.22634	0.1				0.022634
	802	HulmaniGolappa		27	1	Machinery	SoilMoistureConservation	TCB	Ha	0.05741	1.95	14.608	75.544	0.1119495
							WasteWair	No	0.05	0				0
							Forestry	Ha	0.1525	0				0
							Horticulture	Ha	0.22634	0.1				0.022634
	803	BasavanneppaEleholi		27	10	Machinery	SoilMoistureConservation	TCB	Ha	0.05741	0.4	14.608	75.544	0.022964
							WasteWair	No	0.05	0				0
							Forestry	Ha	0.1525	1				0.1525
							Horticulture	Ha	0.22634	0.1				0.022634
	804	EligarChinnammaKomNingappa		27	2	Machinery	SoilMoistureConservation	TCB	Ha	0.05741	0.82	14.608	75.544	0.0470762
							WasteWair	No	0.05	0				0
							Forestry	Ha	0.1525	0				0
							Horticulture	Ha	0.22634	0.1				0.022634
	805	ShivanandappaTandeChannavirappaHosangadi		27	2	Machinery	SoilMoistureConservation	TCB	Ha	0.05741	0.4	14.608	75.544	0.022964
							WasteWair	No	0.05	0				0
							Forestry	Ha	0.1525	0				0
							Horticulture	Ha	0.22634	0.1				0.022634
	806	EleholiNingappa		27	3	Machinery	SoilMoistureConservation	TCB	Ha	0.05741	0.45	14.608	75.544	0.0258345
							WasteWair	No	0.05	0				0
							Forestry	Ha	0.1525	0				0
							Horticulture	Ha	0.22634	0.1				0.022634
	807	SubashachandraEleholi		27	4+5+6	Machinery	SoilMoistureConservation	TCB	Ha	0.05741	1.35	14.608	75.544	0.0775035
							WasteWair	No	0.05	0				0
							Forestry	Ha	0.1525	0				0
							Horticulture	Ha	0.22634	0.1				0.022634

	808	IndudaraTandeBasavarajaHosangadiTandeBasavar	27	72	Machinery	SoilMoistureConservation	TCB	Ha	0.05741	0.27	14.608	75.544	0.0155007	
--	-----	--	----	----	-----------	--------------------------	-----	----	---------	------	--------	--------	-----------	--



VillageName	Farmer Code	FarmerName	Aadhar Card No	Survey Number	RateType(Manually /Machine ry)	ActivityType(SoilMoistureCo nservationActivity/Water HarvestingActivity)	ActivityName	Unit	UnitCost( InLakhs.)	Proposed Quantity	Latitude( Deg-Min- Sec)	Longitude (Deg-Min- Sec)	TotalCost (InLacs)	Site Photo
							WasteWair	No	0.05	0			0	
							Forestry	Ha	0.1525	1			0.1525	
							Horticulture	Ha	0.22634	0.2			0.045268	
	809	VirappaTandeChannavirppaHosangadi		27	8	Machinery	SoilMoistureConservation	TCB	Ha	0.05741	0.4	14.608	75.544	0.022964
							WasteWair	No	0.05	0			0	
							Forestry	Ha	0.1525	0			0	
							Horticulture	Ha	0.22634	0.1			0.022634	
	810	EligarChannabasavva		27	9	Machinery	SoilMoistureConservation	TCB	Ha	0.05741	0.82	14.608	75.544	0.0470762
							WasteWair	No	0.05	0			0	
							Forestry	Ha	0.1525	0			0	
							Horticulture	Ha	0.22634	0.1			0.022634	
	811	PatilSomanagouda		28	1	Machinery	SoilMoistureConservation	TCB	Ha	0.05741	0.9	14.608	75.544	0.051669
							WasteWair	No	0.05	0			0	
							Forestry	Ha	0.1525	0			0	
							Horticulture	Ha	0.22634	0.2			0.045268	
	812	PatilSekaragouda		28	2	Machinery	SoilMoistureConservation	TCB	Ha	0.05741	0.9	14.608	75.544	0.051669
							WasteWair	No	0.05	0			0	
							Forestry	Ha	0.1525	0			0	
							Horticulture	Ha	0.22634	0.2			0.045268	
	813	EligarChannabasavva		29	1	Machinery	SoilMoistureConservation	TCB	Ha	0.05741	0.12	14.608	75.544	0.0068892
							WasteWair	No	0.05	0			0	
							Forestry	Ha	0.1525	1			0.1525	
							Horticulture	Ha	0.22634	0.3			0.067902	
	814	EligarChannabasavva		29	2	Machinery	SoilMoistureConservation	TCB	Ha	0.05741	0.12	14.608	75.544	0.0068892
							WasteWair	No	0.05	0			0	
							Forestry	Ha	0.1525	1			0.1525	
							Horticulture	Ha	0.22634	0.2			0.045268	
	815	EligarChannabasavva		29	3	Machinery	SoilMoistureConservation	TCB	Ha	0.05741	0.13	14.608	75.544	0.0074633
							WasteWair	No	0.05	0			0	
							Forestry	Ha	0.1525	0			0	
							Horticulture	Ha	0.22634	0.1			0.022634	
	816	KabbinakantimathaShivangavvaKomMahavevayya		29	4	Machinery	SoilMoistureConservation	TCB	Ha	0.05741	0.03	14.608	75.544	0.0017223
							WasteWair	No	0.05	0			0	
							Forestry	Ha	0.1525	2			0.305	
							Horticulture	Ha	0.22634	0.3			0.067902	
	817	YaligarNagappaChikkappa		30	1	Machinery	SoilMoistureConservation	TCB	Ha	0.05741	1.2	14.608	75.544	0.068892
							WasteWair	No	0.05	0			0	
							Forestry	Ha	0.1525	2			0.305	
							Horticulture	Ha	0.22634	0.3			0.067902	
	819	YaligarChinnammaKomNingappa		30	2	Machinery	SoilMoistureConservation	TCB	Ha	0.05741	1.2	14.608	75.544	0.068892
							WasteWair	No	0.05	0			0	
							Forestry	Ha	0.1525	1			0.1525	
							Horticulture	Ha	0.22634	0.3			0.067902	
	820	HosangadiChannappa		31	2	Machinery	SoilMoistureConservation	TCB	Ha	0.05741	0.81	14.608	75.544	0.0465021
							WasteWair	No	0.05	0			0	
							Forestry	Ha	0.1525	0			0	
							Horticulture	Ha	0.22634	0.1			0.022634	
	821	HosangadiKumar		31	1	Machinery	SoilMoistureConservation	TCB	Ha	0.05741	1.17	14.608	75.544	0.0671697

VillageName	Farmer Code	FarmerName	Aadhar Card No	Survey Number	RateType(Manually /Machinery)	ActivityType(SoilMoistureConservationActivity/Water HarvestingActivity)	ActivityName	Unit	UnitCost(InLakhs.)	Proposed Quantity	Latitude(Deg-Min-Sec)	Longitude (Deg-Min-Sec)	TotalCost (InLacs)	Site Photo
							WasteWair	No	0.05	0			0	
							Forestry	Ha	0.1525	0			0	
							Horticulture	Ha	0.22634	0.1			0.022634	
	822	Jayalingappa		31	2೨	Machinery	SoilMoistureConservation	TCB	Ha	0.05741	0.1	14.608	75.544	0.005741
							WasteWair	No	0.05	0			0	
							Forestry	Ha	0.1525	1			0.1525	
							Horticulture	Ha	0.22634	0.2			0.045268	
	823	InduharaTandeBasavarajaHosangadiTandeBasava		31	2೩	Machinery	SoilMoistureConservation	TCB	Ha	0.05741	0.62	14.608	75.544	0.0355942
							WasteWair	No	0.05	0			0	
							Forestry	Ha	0.1525	1			0.1525	
							Horticulture	Ha	0.22634	0.2			0.045268	
	824	HosangadiBasavanthappa		31	2೪	Machinery	SoilMoistureConservation	TCB	Ha	0.05741	0.81	14.608	75.544	0.0465021
							WasteWair	No	0.05	0			0	
							Forestry	Ha	0.1525	1			0.1525	
							Horticulture	Ha	0.22634	1			0.22634	
	825	HosangadiMaheshappa		31	2೫	Machinery	SoilMoistureConservation	TCB	Ha	0.05741	1	14.608	75.544	0.05741
							WasteWair	No	0.05	0			0	
							Forestry	Ha	0.1525	0			0	
							Horticulture	Ha	0.22634	0			0	
	826	ChethanTandeBasvarajaHosangadi		31	2೬	Machinery	SoilMoistureConservation	TCB	Ha	0.05741	1.4	14.608	75.544	0.080374
							WasteWair	No	0.05	0			0	
							Forestry	Ha	0.1525	0			0	
							Horticulture	Ha	0.22634	0			0	
	827	Jayalingappa		31	3೉	Machinery	SoilMoistureConservation	TCB	Ha	0.05741	0.71	14.608	75.544	0.0407611
							WasteWair	No	0.05	0			0	
							Forestry	Ha	0.1525	0			0	
							Horticulture	Ha	0.22634	0			0	
	828	MegharajaTandeSambhappaUrphSambhulingappa		31	3೫	Machinery	SoilMoistureConservation	TCB	Ha	0.05741	0.37	14.608	75.544	0.0212417
							WasteWair	No	0.05	0			0	
							Forestry	Ha	0.1525	0			0	
							Horticulture	Ha	0.22634	0			0	
	829	HosangadiMaheshappa		31	3೬	Machinery	SoilMoistureConservation	TCB	Ha	0.05741	0.78	14.608	75.544	0.0447798
							WasteWair	No	0.05	0			0	
							Forestry	Ha	0.1525	0			0	
							Horticulture	Ha	0.22634	1			0.22634	
	830	HosangadiLingaraj		31	4	Machinery	SoilMoistureConservation	TCB	Ha	0.05741	1.17	14.608	75.544	0.0671697
							WasteWair	No	0.05	0			0	
							Forestry	Ha	0.1525	0			0	
							Horticulture	Ha	0.22634	1			0.22634	
	831	MegharajaS/o.SambhappaUrphShambulingappaH		31	5	Machinery	SoilMoistureConservation	TCB	Ha	0.05741	0.25	14.608	75.544	0.0143525
							WasteWair	No	0.05	0			0	
							Forestry	Ha	0.1525	0			0	
							Horticulture	Ha	0.22634	1			0.22634	
	832	KumbaraUrphChakrasaliSangappa		32	1	Machinery	SoilMoistureConservation	TCB	Ha	0.05741	1.5	14.608	75.544	0.086115
							WasteWair	No	0.05	0			0	
							Forestry	Ha	0.1525	0			0	
							Horticulture	Ha	0.22634	1			0.22634	
	833	HosangadiShashikumarabinShekhappa		32	2	Machinery	SoilMoistureConservation	TCB	Ha	0.05741	0.89	14.608	75.544	0.0510949

								WasteWair	No	0.05	0			0	
--	--	--	--	--	--	--	--	-----------	----	------	---	--	--	---	--

VillageName	Farmer Code	FarmerName	Aadhar Card No	Survey Number	RateType(Manually /Machinery)	ActivityType(SoilMoistureConservationActivity/Water HarvestingActivity)	ActivityName	Unit	UnitCost(InLakhs.)	Proposed Quantity	Latitude(Deg-Min-Sec)	Longitude (Deg-Min-Sec)	TotalCost (InLacs)	Site Photo
							Forestry	Ha	0.1525	0			0	
							Horticulture	Ha	0.22634	1			0.22634	
	834	HosangadiShekhapp		32	2	Machinery	SoilMoistureConservation	TCB	Ha	0.05741	0.01	14.608	75.544	0.0005741
							WasteWair	No	0.05	0			0	
							Forestry	Ha	0.1525	0			0	
							Horticulture	Ha	0.22634	1			0.22634	
	835	HosangadiNagarajabinSekhappa		32	3	Machinery	SoilMoistureConservation	TCB	Ha	0.05741	0.6	14.608	75.544	0.034446
							WasteWair	No	0.05	0			0	
							Forestry	Ha	0.1525	0			0	
							Horticulture	Ha	0.22634	2			0.45268	
	836	SankaralingappaS/o.NagappaBelkeri		33	1	Machinery	SoilMoistureConservation	TCB	Ha	0.05741	0.8	14.608	75.544	0.045928
							WasteWair	No	0.05	0			0	
							Forestry	Ha	0.1525	0			0	
							Horticulture	Ha	0.22634	2			0.45268	
	837	BelkeriBasappa		33	1	Machinery	SoilMoistureConservation	TCB	Ha	0.05741	0.71	14.608	75.544	0.0407611
							WasteWair	No	0.05	0			0	
							Forestry	Ha	0.1525	0			0	
							Horticulture	Ha	0.22634	2			0.45268	
	838	BelakeriManojkumarbinMallikarjuna		33	1	Machinery	SoilMoistureConservation	TCB	Ha	0.05741	0.76	14.608	75.544	0.0436316
							WasteWair	No	0.05	0			0	
							Forestry	Ha	0.1525	0			0	
							Horticulture	Ha	0.22634	2			0.45268	
	839	MayageriHanumanthappa		33	2	Machinery	SoilMoistureConservation	TCB	Ha	0.05741	1.37	14.608	75.544	0.0786517
							WasteWair	No	0.05	0			0	
							Forestry	Ha	0.1525	0			0	
							Horticulture	Ha	0.22634	1			0.22634	
	840	MajjagJayammakomMalleshappa		33	2	Machinery	SoilMoistureConservation	TCB	Ha	0.05741	1.45	14.608	75.544	0.0832445
							WasteWair	No	0.05	0			0	
							Forestry	Ha	0.1525	0			0	
							Horticulture	Ha	0.22634	1			0.22634	
	841	MyageriHanumanthappa		33	2	Machinery	SoilMoistureConservation	TCB	Ha	0.05741	1.37	14.608	75.544	0.0786517
							WasteWair	No	0.05	0			0	
							Forestry	Ha	0.1525	0			0	
							Horticulture	Ha	0.22634	0			0	
	842	PrakashaS/o.BasappaBelakeri		33	3	Machinery	SoilMoistureConservation	TCB	Ha	0.05741	0.76	14.608	75.544	0.0436316
							WasteWair	No	0.05	0			0	
							Forestry	Ha	0.1525	0			0	
							Horticulture	Ha	0.22634	0			0	
	843	BelakeriPadmavva		34	1	Machinery	SoilMoistureConservation	TCB	Ha	0.05741	0.4	14.608	75.544	0.022964
							WasteWair	No	0.05	2			0.1	
							Forestry	Ha	0.1525	0			0	
							Horticulture	Ha	0.22634	1			0.22634	
	844	JagadishaS/o.IrappaBalannanavarurphArabagonda		34	1	Machinery	SoilMoistureConservation	TCB	Ha	0.05741	1.02	14.608	75.544	0.0585582
							WasteWair	No	0.05	0			0	
							Forestry	Ha	0.1525	0			0	
							Horticulture	Ha	0.22634	1			0.22634	
	845	MadivalaraMaliyappa		34	1	Machinery	SoilMoistureConservation	TCB	Ha	0.05741	1.07	14.608	75.544	0.0614287
							WasteWair	No	0.05	0			0	

								Forestry	Ha	0.1525	0			0	
--	--	--	--	--	--	--	--	----------	----	--------	---	--	--	---	--

VillageName	Farmer Code	FarmerName	Aadhar Card No	Survey Number	RateType(Manually /Machinery)	ActivityType(SoilMoistureConservationActivity/Water HarvestingActivity)	ActivityName	Unit	UnitCost(InLakhs.)	Proposed Quantity	Latitude(Deg-Min-Sec)	Longitude(Deg-Min-Sec)	TotalCost(InLacs)	Site Photo
							Horticulture	Ha	0.22634	0			0	
	846	MadivalaraGuddappa		34 120	Machinery	SoilMoistureConservation	TCB	Ha	0.05741	1.07	14.608	75.544	0.0614287	
							WasteWair	No	0.05	0			0	
							Forestry	Ha	0.1525	0			0	
							Horticulture	Ha	0.22634	0			0	
	847	MyageriMuttakka		34 209+1	Machinery	SoilMoistureConservation	TCB	Ha	0.05741	0.34	14.608	75.544	0.0195194	
							WasteWair	No	0.05	0			0	
							Forestry	Ha	0.1525	0			0	
							Horticulture	Ha	0.22634	0			0	
	848	MyageriHonnappa		34 203+303	Machinery	SoilMoistureConservation	TCB	Ha	0.05741	0.12	14.608	75.544	0.0068892	
							WasteWair	No	0.05	0			0	
							Forestry	Ha	0.1525	0			0	
							Horticulture	Ha	0.22634	0			0	
	849	MyageriShekhappa		34 203+303	Machinery	SoilMoistureConservation	TCB	Ha	0.05741	0.47	14.608	75.544	0.0269827	
							WasteWair	No	0.05	0			0	
							Forestry	Ha	0.1525	0			0	
							Horticulture	Ha	0.22634	0			0	
	850	BelakeriBasappa		34 203+303	Machinery	SoilMoistureConservation	TCB	Ha	0.05741	0.09	14.608	75.544	0.0051669	
							WasteWair	No	0.05	0			0	
							Forestry	Ha	0.1525	0			0	
							Horticulture	Ha	0.22634	0			0	
	851	MyageriShekhappa		34 203+303	Machinery	SoilMoistureConservation	TCB	Ha	0.05741	0.56	14.608	75.544	0.0321496	
							WasteWair	No	0.05	0			0	
							Forestry	Ha	0.1525	0			0	
							Horticulture	Ha	0.22634	1			0.22634	
	852	MyageriShekhappa		34 203+303	Machinery	SoilMoistureConservation	TCB	Ha	0.05741	0.07	14.608	75.544	0.0040187	
							WasteWair	No	0.05	0			0	
							Forestry	Ha	0.1525	0			0	
							Horticulture	Ha	0.22634	2			0.45268	
	853	KariyappaS/o.MarideppaBuddalara		34 309	Machinery	SoilMoistureConservation	TCB	Ha	0.05741	0.46	14.608	75.544	0.0264086	
							WasteWair	No	0.05	1			0.05	
							Forestry	Ha	0.1525	0			0	
							Horticulture	Ha	0.22634	0			0	
	854	MyageriHonnappa		34 309	Machinery	SoilMoistureConservation	TCB	Ha	0.05741	0.49	14.608	75.544	0.0281309	
							WasteWair	No	0.05	3			0.15	
							Forestry	Ha	0.1525	0			0	
							Horticulture	Ha	0.22634	0			0	
	855	PremaBelakeri		34 109	Machinery	SoilMoistureConservation	TCB	Ha	0.05741	0.44	14.608	75.544	0.0252604	
							WasteWair	No	0.05	5			0.25	
							Forestry	Ha	0.1525	0			0	
							Horticulture	Ha	0.22634	0			0	
	856	MyageriHonnappa		34 2A	Machinery	SoilMoistureConservation	TCB	Ha	0.05741	0.31	14.608	75.544	0.0177971	
							WasteWair	No	0.05	1			0.05	
							Forestry	Ha	0.1525	0			0	
							Horticulture	Ha	0.22634	0			0	
	857	MyageriHonnappa		34 203+303	Machinery	SoilMoistureConservation	TCB	Ha	0.05741	0.18	14.608	75.544	0.0103338	
							WasteWair	No	0.05	2			0.1	
							Forestry	Ha	0.1525	0			0	
							Horticulture	Ha	0.22634	0			0	

	858	BelakeriSiddappabinJayappa		34	4	Machinery	SoilMoistureConservation	TCB	Ha	0.05741	0.4	14.608	75.544	0.022964	
								WasteWair	No	0.05	3			0.15	
								Forestry	Ha	0.1525	0			0	

VillageName	Farmer Code	FarmerName	Aadhar Card No	Survey Number	RateType(Manually /Machinery)	ActivityType(SoilMoistureConservationActivity/Water HarvestingActivity)	ActivityName	Unit	UnitCost(InLakhs.)	Proposed Quantity	Latitude(Deg-Min-Sec)	Longitude (Deg-Min-Sec)	TotalCost (InLacs)	Site Photo
							Horticulture	Ha	0.22634	0			0	
	859	SadhaniGangappabinBasappa		35	1	Machinery	SoilMoistureConservation	TCB	0.05741	0.52	14.608	75.544	0.0298532	
							WasteWair	No	0.05	1			0.05	
							Forestry	Ha	0.1525	0			0	
							Horticulture	Ha	0.22634	0			0	
	860	MyageriPradeepabinRamappa		35	11	Machinery	SoilMoistureConservation	TCB	0.05741	0.32	14.608	75.544	0.0183712	
							WasteWair	No	0.05	3			0.15	
							Forestry	Ha	0.1525	0			0	
							Horticulture	Ha	0.22634	0			0	
	861	MuddappanavaraBasappa		35	12	Machinery	SoilMoistureConservation	TCB	0.05741	0.36	14.608	75.544	0.0206676	
							WasteWair	No	0.05	1			0.05	
							Forestry	Ha	0.1525	0			0	
							Horticulture	Ha	0.22634	0			0	
	862	HakkerashekhappabinHanumanthappa		35	13	Machinery	SoilMoistureConservation	TCB	0.05741	0.36	14.608	75.544	0.0206676	
							WasteWair	No	0.05	1			0.05	
							Forestry	Ha	0.1525	0			0	
							Horticulture	Ha	0.22634	0			0	
	863	BangeraShantavvakomRudrappa		35	14	Machinery	SoilMoistureConservation	TCB	0.05741	0.13	14.608	75.544	0.0074633	
							WasteWair	No	0.05	6			0.3	
							Forestry	Ha	0.1525	0			0	
							Horticulture	Ha	0.22634	0			0	
	864	BelakeriHanumappa		35	15	Machinery	SoilMoistureConservation	TCB	0.05741	0.48	14.608	75.544	0.0275568	
							WasteWair	No	0.05	2			0.1	
							Forestry	Ha	0.1525	0			0	
							Horticulture	Ha	0.22634	0			0	
	865	HemanagoudaS/o.KotragoudaSiddanagoudra		35	16	Machinery	SoilMoistureConservation	TCB	0.05741	0.32	14.608	75.544	0.0183712	
							WasteWair	No	0.05	3			0.15	
							Forestry	Ha	0.1525	0			0	
							Horticulture	Ha	0.22634	0			0	
	866	RameshappaS/o.NagappaBelakeri		35	17	Machinery	SoilMoistureConservation	TCB	0.05741	0.29	14.608	75.544	0.0166489	
							WasteWair	No	0.05	3			0.15	
							Forestry	Ha	0.1525	0			0	
							Horticulture	Ha	0.22634	0			0	
	867	GovindappaS/o.HanumappaSadhani		35	2	Machinery	SoilMoistureConservation	TCB	0.05741	0.56	14.608	75.544	0.0321496	
							WasteWair	No	0.05	2			0.1	
							Forestry	Ha	0.1525	0			0	
							Horticulture	Ha	0.22634	0			0	
	868	BelakeriHanumanthappa		35	3	Machinery	SoilMoistureConservation	TCB	0.05741	0.25	14.608	75.544	0.0143525	
							WasteWair	No	0.05	3			0.15	
							Forestry	Ha	0.1525	0			0	
							Horticulture	Ha	0.22634	0			0	
	869	MuddappalavaraBasappa		35	4	Machinery	SoilMoistureConservation	TCB	0.05741	0.13	14.608	75.544	0.0074633	
							WasteWair	No	0.05	2			0.1	
							Forestry	Ha	0.1525	0			0	
							Horticulture	Ha	0.22634	0			0	
	870	HakkerashekhappabinHanumanthappa		35	5	Machinery	SoilMoistureConservation	TCB	0.05741	0.13	14.608	75.544	0.0074633	
							WasteWair	No	0.05	6			0.3	



VillageName	Farmer Code	FarmerName	Aadhar Card No	Survey Number	RateType(Manually /Machinery)	ActivityType(SoilMoistureConservationActivity/Water HarvestingActivity)	ActivityName	Unit	UnitCost(InLakhs.)	Proposed Quantity	Latitude(Deg-Min-Sec)	Longitude (Deg-Min-Sec)	TotalCost (InLacs)	Site Photo
							Forestry	Ha	0.1525	0			0	
							Horticulture	Ha	0.22634	0			0	
	871	MyageriHanumanthappa		35	6	Machinery	SoilMoistureConservation	TCB	0.05741	0.32	14.608	75.544	0.0183712	
							WasteWair	No	0.05	1			0.05	
							Forestry	Ha	0.1525	0			0	
							Horticulture	Ha	0.22634	0			0	
	872	HalageriDyamappa		35	7+10+9	Machinery	SoilMoistureConservation	TCB	0.05741	0.61	14.608	75.544	0.0350201	
							WasteWair	No	0.05	1			0.05	
							Forestry	Ha	0.1525	0			0	
							Horticulture	Ha	0.22634	0			0	
	873	HalageriDyamappa		35	8	Machinery	SoilMoistureConservation	TCB	0.05741	0.29	14.608	75.544	0.0166489	
							WasteWair	No	0.05	1			0.05	
							Forestry	Ha	0.1525	0			0	
							Horticulture	Ha	0.22634	0			0	
	874	MyageriHanumappa		36	1	Machinery	SoilMoistureConservation	TCB	0.05741	0.32	14.608	75.544	0.0183712	
							WasteWair	No	0.05	5			0.25	
							Forestry	Ha	0.1525	0			0	
							Horticulture	Ha	0.22634	0			0	
	875	MyageriHanumanthappa		36	2	Machinery	SoilMoistureConservation	TCB	0.05741	0.23	14.608	75.544	0.0132043	
							WasteWair	No	0.05	1			0.05	
							Forestry	Ha	0.1525	0			0	
							Horticulture	Ha	0.22634	0			0	
	876	MyageriMariyappa		36	3	Machinery	SoilMoistureConservation	TCB	0.05741	0.28	14.608	75.544	0.0160748	
							WasteWair	No	0.05	3			0.15	
							Forestry	Ha	0.1525	0			0	
							Horticulture	Ha	0.22634	0			0	
	877	MudigoudraKamalavva		37	*	Machinery	SoilMoistureConservation	TCB	0.05741	1.42	14.608	75.544	0.0815222	
							WasteWair	No	0.05	2			0.1	
							Forestry	Ha	0.1525	0			0	
							Horticulture	Ha	0.22634	0			0	
	878	MyageriHanumanthappa		60	123	Machinery	SoilMoistureConservation	TCB	0.05741	0.01	14.608	75.544	0.0005741	
							WasteWair	No	0.05	1			0.05	
							Forestry	Ha	0.1525	0.2			0.0305	
							Horticulture	Ha	0.22634	0			0	
	879	MyageriHanumanthappabinBasappa		60	129	Machinery	SoilMoistureConservation	TCB	0.05741	1.84	14.608	75.544	0.1056344	
							WasteWair	No	0.05	1			0.05	
							Forestry	Ha	0.1525	0.6			0.0915	
							Horticulture	Ha	0.22634	0			0	
	880	MyageriBasappa		60	123	Machinery	SoilMoistureConservation	TCB	0.05741	1.61	14.608	75.544	0.0924301	
							WasteWair	No	0.05	1			0.05	
							Forestry	Ha	0.1525	0.6			0.0915	
							Horticulture	Ha	0.22634	0			0	
	881	MyageriCholappa		60	2	Machinery	SoilMoistureConservation	TCB	0.05741	0.3	14.608	75.544	0.017223	
							WasteWair	No	0.05	1			0.05	
							Forestry	Ha	0.1525	0.6			0.0915	
							Horticulture	Ha	0.22634	0			0	
	882	MyageriKanthesha		60	3	Machinery	SoilMoistureConservation	TCB	0.05741	0.3	14.608	75.544	0.017223	
							WasteWair	No	0.05	1			0.05	

								Forestry	Ha	0.1525	0.3		0.04575	
--	--	--	--	--	--	--	--	----------	----	--------	-----	--	---------	--

VillageName	Farmer Code	FarmerName	Aadhar Card No	Survey Number	RateType (Manually/Machinery)	ActivityType(SoilMoisture ConservationActivity/WaterHarvestingActivity)	ActivityName	Unit	UnitCost(InLakhs.)	Proposed Quantity	Latitude (Deg-Min-Sec)	Longitude (Deg-Min-Sec)	TotalCost (InLacs)	Site Photo
							Horticulture	Ha	0.22634	0			0	
	883	MyageriRamappa		60	4	Machinery	SoilMoistureConservation	TCB	0.05741	1	14.608	75.544	0.05741	
							WasteWair	No	0.05	1			0.05	
							Forestry	Ha	0.1525	0.6			0.0915	
							Horticulture	Ha	0.22634	0			0	
	884	MyageriJolappa		60	5	Machinery	SoilMoistureConservation	TCB	0.05741	0.84	14.608	75.544	0.0482244	
							WasteWair	No	0.05	1			0.05	
							Forestry	Ha	0.1525	0.12			0.0183	
							Horticulture	Ha	0.22634	0			0	
	885	HanumappaMudihala		60	6	Machinery	SoilMoistureConservation	TCB	0.05741	0.84	14.608	75.544	0.0482244	
							WasteWair	No	0.05	1			0.05	
							Forestry	Ha	0.1525	0.12			0.0183	
							Horticulture	Ha	0.22634	0			0	
	886	MyageriShivannappa		62	2e	Machinery	SoilMoistureConservation	TCB	0.05741	0.81	14.608	75.544	0.0465021	
							WasteWair	No	0.05	1			0.05	
							Forestry	Ha	0.1525	0.9			0.13725	
							Horticulture	Ha	0.22634	0			0	
	887	KaregoudraGuddanagouda		62	1e+1w	Machinery	SoilMoistureConservation	TCB	0.05741	0.59	14.608	75.544	0.0338719	
							WasteWair	No	0.05	1			0.05	
							Forestry	Ha	0.1525	0.15			0.022875	
							Horticulture	Ha	0.22634	0			0	
	888	AgasaraurphMadilavaraGangamalavva		62	1e+1w	Machinery	SoilMoistureConservation	TCB	0.05741	0.49	14.608	75.544	0.0281309	
							WasteWair	No	0.05	1			0.05	
							Forestry	Ha	0.1525	0.15			0.022875	
							Horticulture	Ha	0.22634	0			0	
	889	GonemmanavaraMahadevappabinChannabasapp		62	1e+1w	Machinery	SoilMoistureConservation	TCB	0.05741	0.4	14.608	75.544	0.022964	
							WasteWair	No	0.05	1			0.05	
							Forestry	Ha	0.1525	0.6			0.0915	
							Horticulture	Ha	0.22634	0			0	
	890	ChetanaS/o.BasavarajaHosangadiS/o.BasavarajaShivappaHosangadi		62	2w	Machinery	SoilMoistureConservation	TCB	0.05741	0.8	14.608	75.544	0.045928	
							WasteWair	No	0.05	1			0.05	
							Forestry	Ha	0.1525	0.6			0.0915	
							Horticulture	Ha	0.22634	0			0	
	891	HosangadiShivanandappaSomappa		63	*	Machinery	SoilMoistureConservation	TCB	0.05741	3.23	14.608	75.544	0.1854343	
							WasteWair	No	0.05	1			0.05	
							Forestry	Ha	0.1525	0.12			0.0183	
							Horticulture	Ha	0.22634	0			0	
	892	DesayiGadigeppa		71	1	Machinery	SoilMoistureConservation	TCB	0.05741	0.59	14.608	75.544	0.0338719	
							WasteWair	No	0.05	1			0.05	
							Forestry	Ha	0.1525	0.6			0.0915	
							Horticulture	Ha	0.22634	0			0	
	893	AjmaniPhakkeerappabinMahalingappa		71	2e+2w	Machinery	SoilMoistureConservation	TCB	0.05741	0.92	14.608	75.544	0.0528172	
							WasteWair	No	0.05	1			0.05	
							Forestry	Ha	0.1525	0.3			0.04575	
							Horticulture	Ha	0.22634	0			0	
	894	AjmaniPhakkeerappabinMahalingappa		71	2e+2w	Machinery	SoilMoistureConservation	TCB	0.05741	0.92	14.608	75.544	0.0528172	
							WasteWair	No	0.05	1			0.05	
							Forestry	Ha	0.1525	0.24			0.0366	

							Horticulture	Ha	0.22634	0			0
895	KaribasappaS/o.MurigeppaAjmani		71	2e9+2w	Machinery	SoilMoistureConservation	TCB	Ha	0.05741	0.23	14.608	75.544	0.0132043

VillageName	Farmer Code	FarmerName	Aadhar Card No	Survey Number	RateType(Manually /Machine ry)	ActivityType(SoilMoistureCo nservationActivity/Water HarvestingActivity)	ActivityName	Unit	UnitCost( InLakhs.)	Proposed Quantity	Latitude( Deg-Min- Sec)	Longitude (Deg-Min- Sec)	TotalCost (InLacs)	Site Photo
							WasteWair	No	0.05	1			0.05	
							Forestry	Ha	0.1525	0.15			0.022875	
							Horticulture	Ha	0.22634	0			0	
	896	KaribasappaS/o.MurigeppaAjmani		71	3	Machinery	SoilMoistureConservation	TCB	Ha	0.05741	0.23	14.608	75.544	0.0132043
							WasteWair	No	0.05	1			0.05	
							Forestry	Ha	0.1525	0.16			0.0244	
							Horticulture	Ha	0.22634	0			0	
	897	AjmaniKaribasappa		71	4	Machinery	SoilMoistureConservation	TCB	Ha	0.05741	0.25	14.608	75.544	0.0143525
							WasteWair	No	0.05	1			0.05	
							Forestry	Ha	0.1525	0.18			0.02745	
							Horticulture	Ha	0.22634	0			0	
	898	AjmaniMaheshappa		71	5	Machinery	SoilMoistureConservation	TCB	Ha	0.05741	0.2	14.608	75.544	0.011482
							WasteWair	No	0.05	1			0.05	
							Forestry	Ha	0.1525	0.15			0.022875	
							Horticulture	Ha	0.22634	0			0	
	899	DesayiManjappa		71	6	Machinery	SoilMoistureConservation	TCB	Ha	0.05741	0.31	14.608	75.544	0.0177971
							WasteWair	No	0.05	0			0	
							Forestry	Ha	0.1525	0			0	
							Horticulture	Ha	0.22634	0			0	
	900	DesayiManjappa		71	7	Machinery	SoilMoistureConservation	TCB	Ha	0.05741	0.9	14.608	75.544	0.051669
							WasteWair	No	0.05	0			0	
							Forestry	Ha	0.1525	0.2			0.0305	
							Horticulture	Ha	0.22634	0			0	
	901	DesaiGadigeppa		72	1+2A	Machinery	SoilMoistureConservation	TCB	Ha	0.05741	1	14.608	75.544	0.05741
							WasteWair	No	0.05	2			0.1	
							Forestry	Ha	0.1525	0			0	
							Horticulture	Ha	0.22634	0			0	
	902	DesayiManjappa		72	1+2A	Machinery	SoilMoistureConservation	TCB	Ha	0.05741	1	14.608	75.544	0.05741
							WasteWair	No	0.05	3			0.15	
							Forestry	Ha	0.1525	0			0	
							Horticulture	Ha	0.22634	0			0	
	903	DesayiGadigeppa		72	1+2B	Machinery	SoilMoistureConservation	TCB	Ha	0.05741	0.62	14.608	75.544	0.0355942
							WasteWair	No	0.05	1			0.05	
							Forestry	Ha	0.1525	0.3			0.04575	
							Horticulture	Ha	0.22634	0			0	
	904	DesayiManjappa		72	1+2B	Machinery	SoilMoistureConservation	TCB	Ha	0.05741	0.62	14.608	75.544	0.0355942
							WasteWair	No	0.05	1			0.05	
							Forestry	Ha	0.1525	0.6			0.0915	
							Horticulture	Ha	0.22634	0			0	
	905	BanakaraUrphNirulliChandrashekarappa		73	1	Machinery	SoilMoistureConservation	TCB	Ha	0.05741	1.64	14.608	75.544	0.0941524
							WasteWair	No	0.05	1			0.05	
							Forestry	Ha	0.1525	0.12			0.0183	
							Horticulture	Ha	0.22634	0			0	
	906	EleholiShekarappaBinGuddappa		73	2	Machinery	SoilMoistureConservation	TCB	Ha	0.05741	1.6	14.608	75.544	0.091856
							WasteWair	No	0.05	1			0.05	
							Forestry	Ha	0.1525	0.15			0.022875	
							Horticulture	Ha	0.22634	0			0	
	907	SankannavaraManjunathBinGuddappa		74	*	Machinery	SoilMoistureConservation	TCB	Ha	0.05741	1.37	14.608	75.544	0.0786517

VillageName	Farmer Code	FarmerName	Aadhar Card No	Survey Number	RateType(Manually /Machine ry)	ActivityType(SoilMoistureCo nsevationActivity/Water HarvestingActivity)	ActivityName	Unit	UnitCost( InLakhs.)	Proposed Quantity	Latitude( Deg-Min- Sec)	Longitude (Deg-Min- Sec)	TotalCost (InLacs)	Site Photo
							WasteWair	No	0.05	1			0.05	
							Forestry	Ha	0.1525	0.3			0.04575	
							Horticulture	Ha	0.22634	0			0	
	908	HosangadiVijayaKumar		75	1	Machinery	SoilMoistureConservation	TCB	Ha	0.05741	2	14.608	75.544	0.11482
							WasteWair	No	0.05	1			0.05	
							Forestry	Ha	0.1525	0.3			0.04575	
							Horticulture	Ha	0.22634	0			0	
	909	HosangadiVijayaKumar		75	2	Machinery	SoilMoistureConservation	TCB	Ha	0.05741	2.01	14.608	75.544	0.1153941
							WasteWair	No	0.05	1			0.05	
							Forestry	Ha	0.1525	0.6			0.0915	
							Horticulture	Ha	0.22634	0			0	
	910	BenakanakondaAnasavvaKomNingappa		76	2e	Machinery	SoilMoistureConservation	TCB	Ha	0.05741	1.3	14.608	75.544	0.074633
							WasteWair	No	0.05	1			0.05	
							Forestry	Ha	0.1525	0.3			0.04575	
							Horticulture	Ha	0.22634	0			0	
	911	HittalamaniVagisaBinMahadevappa		76	2e	Machinery	SoilMoistureConservation	TCB	Ha	0.05741	1.32	14.608	75.544	0.0757812
							WasteWair	No	0.05	1			0.05	
							Forestry	Ha	0.1525	0.3			0.04575	
							Horticulture	Ha	0.22634	0			0	
	912	MudigaudraNagaraja		76	2e	Machinery	SoilMoistureConservation	TCB	Ha	0.05741	4.2	14.608	75.544	0.241122
							WasteWair	No	0.05	1			0.05	
							Forestry	Ha	0.1525	0.3			0.04575	
							Horticulture	Ha	0.22634	0			0	
	913	BenakanakondaAnasavvaKomNingappa		76	1+3+4	Machinery	SoilMoistureConservation	TCB	Ha	0.05741	1.2	14.608	75.544	0.068892
							WasteWair	No	0.05	1			0.05	
							Forestry	Ha	0.1525	0.3			0.04575	
							Horticulture	Ha	0.22634	0			0	
	914	BenakanakondaAnasavvaKomNingappa		76	2e	Machinery	SoilMoistureConservation	TCB	Ha	0.05741	1.75	14.608	75.544	0.1004675
							WasteWair	No	0.05	1			0.05	
							Forestry	Ha	0.1525	0.6			0.0915	
							Horticulture	Ha	0.22634	0			0	
	915	MudigaudraNagaraja		76	2e	Machinery	SoilMoistureConservation	TCB	Ha	0.05741	1.26	14.608	75.544	0.0723366
							WasteWair	No	0.05	1			0.05	
							Forestry	Ha	0.1525	0.6			0.0915	
							Horticulture	Ha	0.22634	0			0	
	916	AgadiKarbasappa		77	8	Machinery	SoilMoistureConservation	TCB	Ha	0.05741	0.35	14.608	75.544	0.0200935
							WasteWair	No	0.05	1			0.05	
							Forestry	Ha	0.1525	0.21			0.032025	
							Horticulture	Ha	0.22634	0			0	
	917	EleholiUrphGulappanavaraSuvarnavvaKomMalkop		77	1+2	Machinery	SoilMoistureConservation	TCB	Ha	0.05741	0.1	14.608	75.544	0.005741
							WasteWair	No	0.05	1			0.05	
							Forestry	Ha	0.1525	0.21			0.032025	
							Horticulture	Ha	0.22634	0			0	
	918	AgadiGadigeppa		77	1+2	Machinery	SoilMoistureConservation	TCB	Ha	0.05741	0.63	14.608	75.544	0.0361683
							WasteWair	No	0.05	1			0.05	
							Forestry	Ha	0.1525	0.3			0.04575	
							Horticulture	Ha	0.22634	0			0	
	919	BasavarajappaTandeNagappaBelakeri		77	3	Machinery	SoilMoistureConservation	TCB	Ha	0.05741	0.06	14.608	75.544	0.0034446
							WasteWair	No	0.05	1			0.05	

								Forestry	Ha	0.1525	0.3			0.04575	
								Horticulture	Ha	0.22634	0			0	
	920	ManjappaEleholi		77	4	Machinery	SoilMoistureConservation	TCB	Ha	0.05741	0.2	14.608	75.544	0.011482	

VillageName	Farmer Code	FarmerName	Aadhar Card No	Survey Number	RateType(Manually /Machine ry)	ActivityType(SoilMoistureCo nsevationActivity/Water HarvestingActivity)	ActivityName	Unit	UnitCost( InLakhs.)	Proposed Quantity	Latitude( Deg-Min- Sec)	Longitude (Deg-Min- Sec)	TotalCost (InLacs)	Site Photo
							WasteWair	No	0.05	1			0.05	
							Forestry	Ha	0.1525	0.3			0.04575	
							Horticulture	Ha	0.22634	0			0	
	921	SkubhaschandraEleholi		77	5	Machinery	SoilMoistureConservation	TCB	Ha	0.05741	0.1	14.608	75.544	0.005741
							WasteWair	No	0.05	1			0.05	
							Forestry	Ha	0.1525	0.3			0.04575	
							Horticulture	Ha	0.22634	0			0	
	922	EleholiSurvanavva		77	6	Machinery	SoilMoistureConservation	TCB	Ha	0.05741	0.29	14.608	75.544	0.0166489
							WasteWair	No	0.05	1			0.05	
							Forestry	Ha	0.1525	0.3			0.04575	
							Horticulture	Ha	0.22634	0			0	
	923	LingarajaTandeGadigeppaDesayi		77	7	Machinery	SoilMoistureConservation	TCB	Ha	0.05741	0.06	14.608	75.544	0.0034446
							WasteWair	No	0.05	1			0.05	
							Forestry	Ha	0.1525	0.3			0.04575	
							Horticulture	Ha	0.22634	0			0	
	924	RenukavvaBelakeri		77	9	Machinery	SoilMoistureConservation	TCB	Ha	0.05741	0.1	14.608	75.544	0.005741
							WasteWair	No	0.05	1			0.05	
							Forestry	Ha	0.1525	0.12			0.0183	
							Horticulture	Ha	0.22634	0			0	
	925	ManjappaEleholi		78	1	Machinery	SoilMoistureConservation	TCB	Ha	0.05741	1.09	14.608	75.544	0.0625769
							WasteWair	No	0.05	1			0.05	
							Forestry	Ha	0.1525	0.6			0.0915	
							Horticulture	Ha	0.22634	0			0	
	926	EleholiSumantalamma		78	2	Machinery	SoilMoistureConservation	TCB	Ha	0.05741	2.09	14.608	75.544	0.1199869
							WasteWair	No	0.05	1			0.05	
							Forestry	Ha	0.1525	0.12			0.0183	
							Horticulture	Ha	0.22634	0			0	
	927	ShivaKumarOlekar		78	3	Machinery	SoilMoistureConservation	TCB	Ha	0.05741	1.25	14.608	75.544	0.0717625
							WasteWair	No	0.05	1			0.05	
							Forestry	Ha	0.1525	0.2			0.0305	
							Horticulture	Ha	0.22634	0			0	
	928	MuddappalavaraGurushanthappaBinSharanappa		78	4	Machinery	SoilMoistureConservation	TCB	Ha	0.05741	2.09	14.608	75.544	0.1199869
							WasteWair	No	0.05	1			0.05	
							Forestry	Ha	0.1525	0.3			0.04575	
							Horticulture	Ha	0.22634	0			0	
	929	MaheshappaHanumathappaUrphHanumappaOlek		78	5	Machinery	SoilMoistureConservation	TCB	Ha	0.05741	0.8	14.608	75.544	0.045928
							WasteWair	No	0.05	1			0.05	
							Forestry	Ha	0.1525	0.12			0.0183	
							Horticulture	Ha	0.22634	0			0	
	930	SubhashchandraEleholi		78	6	Machinery	SoilMoistureConservation	TCB	Ha	0.05741	1.2	14.608	75.544	0.068892
							WasteWair	No	0.05	1			0.05	
							Forestry	Ha	0.1525	0.2			0.0305	
							Horticulture	Ha	0.22634	0			0	
	931	SankannanavarGuddappaBinMailarappa		79	1	Machinery	SoilMoistureConservation	TCB	Ha	0.05741	2.18	14.608	75.544	0.1251538
							WasteWair	No	0.05	1			0.05	
							Forestry	Ha	0.1525	0.4			0.061	
							Horticulture	Ha	0.22634	0			0	
	932	SankannanavaraBasavarajaBinGuddappa		79	2	Machinery	SoilMoistureConservation	TCB	Ha	0.05741	2	14.608	75.544	0.11482
							WasteWair	No	0.05	1			0.05	



								Forestry	Ha	0.1525	0.4			0.061	
								Horticulture	Ha	0.22634	0			0	
	933	GubberaAdivappa		99	1#	Machinery	SoilMoistureConservation	TCB	Ha	0.05741	0.4	14.608	75.544	0.022964	

VillageName	Farmer Code	FarmerName	Aadhar Card No	Survey Number	RateType(Manually /Machine ry)	ActivityType(SoilMoistureCo nsevationActivity/Water HarvestingActivity)	ActivityName	Unit	UnitCost( InLakhs.)	Proposed Quantity	Latitude( Deg-Min- Sec)	Longitude (Deg-Min- Sec)	TotalCost (InLacs)	Site Photo
							WasteWair	No	0.05	2			0.1	
							Forestry	Ha	0.1525	1			0.1525	
							Horticulture	Ha	0.22634	1			0.22634	
	934	GubberaShivappa		99	1#	Machinery	SoilMoistureConservation	TCB	0.05741	0.4	14.608	75.544	0.022964	
							WasteWair	No	0.05	0			0	
							Forestry	Ha	0.1525	1			0.1525	
							Horticulture	Ha	0.22634	0.5			0.11317	
	935	GubberaGuddappa		99	1#	Machinery	SoilMoistureConservation	TCB	0.05741	0.4	14.608	75.544	0.022964	
							WasteWair	No	0.05	0			0	
							Forestry	Ha	0.1525	1			0.1525	
							Horticulture	Ha	0.22634	0.5			0.11317	
	936	BadigeraEshwarappaBinBasavanneppa		99	2a	Machinery	SoilMoistureConservation	TCB	0.05741	1.2	14.608	75.544	0.068892	
							WasteWair	No	0.05	0			0	
							Forestry	Ha	0.1525	1			0.1525	
							Horticulture	Ha	0.22634	0.5			0.11317	
	937	HampaliThirthavva		99	3	Machinery	SoilMoistureConservation	TCB	0.05741	0.15	14.608	75.544	0.0086115	
							WasteWair	No	0.05	0			0	
							Forestry	Ha	0.1525	1			0.1525	
							Horticulture	Ha	0.22634	0.5			0.11317	
	938	YaleholePakkirappa		100	*	Machinery	SoilMoistureConservation	TCB	0.05741	6.2	14.608	75.544	0.355942	
							WasteWair	No	0.05	0			0	
							Forestry	Ha	0.1525	1			0.1525	
							Horticulture	Ha	0.22634	0.3			0.067902	
	939	BadigeraNilappa		101	7e	Machinery	SoilMoistureConservation	TCB	0.05741	0.92	14.608	75.544	0.0528172	
							WasteWair	No	0.05	0			0	
							Forestry	Ha	0.1525	2			0.305	
							Horticulture	Ha	0.22634	1			0.22634	
	940	GonemmanavaraParvathevvaKomGuttheppa		101	1	Machinery	SoilMoistureConservation	TCB	0.05741	0.51	14.608	75.544	0.0292791	
							WasteWair	No	0.05	0			0	
							Forestry	Ha	0.1525	0			0	
							Horticulture	Ha	0.22634	1			0.22634	
	941	GonemmanavaraMariyappBinDurgappa		101	11	Machinery	SoilMoistureConservation	TCB	0.05741	0.9	14.608	75.544	0.051669	
							WasteWair	No	0.05	0			0	
							Forestry	Ha	0.1525	0			0	
							Horticulture	Ha	0.22634	2			0.45268	
	942	GonemmanavaraMariyappaBinDrugappa		101	12	Machinery	SoilMoistureConservation	TCB	0.05741	0.98	14.608	75.544	0.0562618	
							WasteWair	No	0.05	0			0	
							Forestry	Ha	0.1525	0			0	
							Horticulture	Ha	0.22634	1			0.22634	
	943	Gonemmanavara Mailappa		101	2	Machinery	SoilMoistureConservation	TCB	0.05741	1.02	14.608	75.544	0.0585582	
							WasteWair	No	0.05	0			0	
							Forestry	Ha	0.1525	0			0	
							Horticulture	Ha	0.22634	1			0.22634	
	944	GonemmanavaraParvathavvaKomGuttheppa		101	3	Machinery	SoilMoistureConservation	TCB	0.05741	0.74	14.608	75.544	0.0424834	
							WasteWair	No	0.05	0			0	
							Forestry	Ha	0.1525	0			0	
							Horticulture	Ha	0.22634	2			0.45268	
	945	BistannanavaraBasappaBinChanbasappa		101	4	Machinery	SoilMoistureConservation	TCB	0.05741	1.11	14.608	75.544	0.0637251	
							WasteWair	No	0.05	0			0	

								Forestry	Ha	0.1525	0			0
								Horticulture	Ha	0.22634	2			0.45268
	946	MadarNagappa		101	5	Machinery	SoilMoistureConservation	TCB	Ha	0.05741	0.3	14.608	75.544	0.017223

VillageName	Farmer Code	FarmerName	Aadhar Card No	Survey Number	RateType(Manually /Machine ry)	ActivityType(SoilMoistureCo nsevationActivity/Water HarvestingActivity)	ActivityName	Unit	UnitCost( InLakhs.)	Proposed Quantity	Latitude( Deg-Min- Sec)	Longitude (Deg-Min- Sec)	TotalCost (InLacs)	Site Photo
							WasteWair	No	0.05	0			0	
							Forestry	Ha	0.1525	0			0	
							Horticulture	Ha	0.22634	2			0.45268	
	947	HediyalaBharmappa		103	1೉	Machinery	SoilMoistureConservation	TCB	0.05741	1.27	14.608	75.544	0.0729107	
							WasteWair	No	0.05	3			0.15	
							Forestry	Ha	0.1525	0			0	
							Horticulture	Ha	0.22634	0			0	
	948	EleholiRudrappa		103	1ೞ	Machinery	SoilMoistureConservation	TCB	0.05741	0.45	14.608	75.544	0.0258345	
							WasteWair	No	0.05	5			0.25	
							Forestry	Ha	0.1525	0			0	
							Horticulture	Ha	0.22634	0			0	
	949	EleholiNagedrappa		103	1ೞ	Machinery	SoilMoistureConservation	TCB	0.05741	0.45	14.608	75.544	0.0258345	
							WasteWair	No	0.05	3			0.15	
							Forestry	Ha	0.1525	0			0	
							Horticulture	Ha	0.22634	0			0	
	950	EleholiMahadevappa		103	1ೞ	Machinery	SoilMoistureConservation	TCB	0.05741	0.45	14.608	75.544	0.0258345	
							WasteWair	No	0.05	3			0.15	
							Forestry	Ha	0.1525	0			0	
							Horticulture	Ha	0.22634	0			0	
	951	EleholiManjappa		103	1ೞ	Machinery	SoilMoistureConservation	TCB	0.05741	0.45	14.608	75.544	0.0258345	
							WasteWair	No	0.05	2			0.1	
							Forestry	Ha	0.1525	0			0	
							Horticulture	Ha	0.22634	0			0	
	952	HarishaUkkundappaMasanagi		103	2೉	Machinery	SoilMoistureConservation	TCB	0.05741	1.16	14.608	75.544	0.0665956	
							WasteWair	No	0.05	2			0.1	
							Forestry	Ha	0.1525	0			0	
							Horticulture	Ha	0.22634	0			0	
	953	MyageriJaganthappa		103	2೧	Machinery	SoilMoistureConservation	TCB	0.05741	2.11	14.608	75.544	0.1211351	
							WasteWair	No	0.05	2			0.1	
							Forestry	Ha	0.1525	0			0	
							Horticulture	Ha	0.22634	0			0	
	954	MyageriDrugappa		103	1೧	Machinery	SoilMoistureConservation	TCB	0.05741	0.78	14.608	75.544	0.0447798	
							WasteWair	No	0.05	2			0.1	
							Forestry	Ha	0.1525	0			0	
							Horticulture	Ha	0.22634	0			0	
	955	MasangiBasavarajaBinGurusahanthappa		103	2೉	Machinery	SoilMoistureConservation	TCB	0.05741	1.16	14.608	75.544	0.0665956	
							WasteWair	No	0.05	2			0.1	
							Forestry	Ha	0.1525	0			0	
							Horticulture	Ha	0.22634	0			0	
	956	MyageriHanumanthappaBasappa		103	3	Machinery	SoilMoistureConservation	TCB	0.05741	0.78	14.608	75.544	0.0447798	
							WasteWair	No	0.05	2			0.1	
							Forestry	Ha	0.1525	0			0	
							Horticulture	Ha	0.22634	0			0	
	957	MyageriHanumanthappaBasappa		103	3	Machinery	SoilMoistureConservation	TCB	0.05741	0.78	14.608	75.544	0.0447798	
							WasteWair	No	0.05	2			0.1	
							Forestry	Ha	0.1525	0			0	
							Horticulture	Ha	0.22634	0			0	
	958	GonemmanavaraMariyappaBinDrugappa		104	1	Machinery	SoilMoistureConservation	TCB	0.05741	0.08	14.608	75.544	0.0045928	
							WasteWair	No	0.05	3			0.15	

								Forestry	Ha	0.1525	0			0
								Horticulture	Ha	0.22634	0			0
	959	GonemmanavaraMariyappaBinDrugappa		104	2	Machinery	SoilMoistureConservation	TCB	Ha	0.05741	0.14	14.608	75.544	0.0080374

VillageName	Farmer Code	FarmerName	Aadhar Card No	Survey Number	RateType(Manually /Machine ry)	ActivityType(SoilMoistureCon servationActivity/Water HarvestingActivity)	ActivityName	Unit	UnitCost( InLakhs.)	Proposed Quantity	Latitude( Deg-Min- Sec)	Longitude (Deg-Min- Sec)	TotalCost (InLacs)	Site Photo
							WasteWair	No	0.05	1			0.05	
							Forestry	Ha	0.1525	0.3			0.04575	
							Horticulture	Ha	0.22634	0			0	
	960	GonemmanavaraMariyappaBinDrugappa		104	3	Machinery	SoilMoistureConservation	TCB	0.05741	0.18	14.608	75.544	0.0103338	
							WasteWair	No	0.05	2			0.1	
							Forestry	Ha	0.1525	1			0.1525	
							Horticulture	Ha	0.22634	0.6			0.135804	
	961	MadaraNagappa		104	4	Machinery	SoilMoistureConservation	TCB	0.05741	0.14	14.608	75.544	0.0080374	
							WasteWair	No	0.05	0			0	
							Forestry	Ha	0.1525	2			0.305	
							Horticulture	Ha	0.22634	0.3			0.067902	
	962	MadaraThirkappa		104	5	Machinery	SoilMoistureConservation	TCB	0.05741	0.15	14.608	75.544	0.0086115	
							WasteWair	No	0.05	0			0	
							Forestry	Ha	0.1525	2			0.305	
							Horticulture	Ha	0.22634	0.3			0.067902	
	963	Gonemmanavara Mailappa		105	1	Machinery	SoilMoistureConservation	TCB	0.05741	0.04	14.608	75.544	0.0022964	
							WasteWair	No	0.05	0			0	
							Forestry	Ha	0.1525	1			0.1525	
							Horticulture	Ha	0.22634	0.3			0.067902	
	964	Myagerihanumanthappa		105	1	Machinery	SoilMoistureConservation	TCB	0.05741	0.49	14.608	75.544	0.0281309	
							WasteWair	No	0.05	0			0	
							Forestry	Ha	0.1525	0			0	
							Horticulture	Ha	0.22634	0.1			0.022634	
	965	BisthannanavarShivappa		105	1	Machinery	SoilMoistureConservation	TCB	0.05741	0.04	14.608	75.544	0.0022964	
							WasteWair	No	0.05	0			0	
							Forestry	Ha	0.1525	1			0.1525	
							Horticulture	Ha	0.22634	0.2			0.045268	
	966	KunchurUrphMunnakkhanNajirSab		105	1	Machinery	SoilMoistureConservation	TCB	0.05741	0.36	14.608	75.544	0.0206676	
							WasteWair	No	0.05	0			0	
							Forestry	Ha	0.1525	1			0.1525	
							Horticulture	Ha	0.22634	0.2			0.045268	
	967	BistannanavaraUrphMadaraManjappa		105	1	Machinery	SoilMoistureConservation	TCB	0.05741	0.04	14.608	75.544	0.0022964	
							WasteWair	No	0.05	0			0	
							Forestry	Ha	0.1525	1			0.1525	
							Horticulture	Ha	0.22634	0.2			0.045268	
	968	NajirSabtandePhakkirSabKunchurUrphMunnaKh		105	2	Machinery	SoilMoistureConservation	TCB	0.05741	0.28	14.608	75.544	0.0160748	
							WasteWair	No	0.05	0			0	
							Forestry	Ha	0.1525	0			0	
							Horticulture	Ha	0.22634	0.1			0.022634	
	969	MyageriHanumanthappa		105	2	Machinery	SoilMoistureConservation	TCB	0.05741	0.66	14.608	75.544	0.0378906	
							WasteWair	No	0.05	0			0	
							Forestry	Ha	0.1525	2			0.305	
							Horticulture	Ha	0.22634	0.3			0.067902	
	970	HediyaiHonnappa		105	2	Machinery	SoilMoistureConservation	TCB	0.05741	0.04	14.608	75.544	0.0022964	
							WasteWair	No	0.05	0			0	
							Forestry	Ha	0.1525	1			0.1525	
							Horticulture	Ha	0.22634	0.2			0.045268	
	971	TalavaraMariyapapa		105	3	Machinery	SoilMoistureConservation	TCB	0.05741	0.12	14.608	75.544	0.0068892	
							WasteWair	No	0.05	0			0	

								Forestry	Ha	0.1525	2			0.305
								Horticulture	Ha	0.22634	0.3			0.067902
	972	MyageriHanumappa		105	3e+2+	Machinery	SoilMoistureConservation	TCB	Ha	0.05741	0.57	14.608	75.544	0.0327237

VillageName	Farmer Code	FarmerName	Aadhar Card No	Survey Number	RateType(Manually /Machine ry)	ActivityType(SoilMoistureCon servationActivity/Water HarvestingActivity)	ActivityName	Unit	UnitCost( InLakhs.)	Proposed Quantity	Latitude( Deg-Min- Sec)	Longitude (Deg-Min- Sec)	TotalCost (InLacs)	Site Photo
							WasteWair	No	0.05	0			0	
							Forestry	Ha	0.1525	0			0	
							Horticulture	Ha	0.22634	0.1			0.022634	
	973	MyageriHanumanthappa		105	32	Machinery	SoilMoistureConservation	TCB	Ha	0.05741	0.11	14.608	75.544	0.0063151
							WasteWair	No	0.05	0			0	
							Forestry	Ha	0.1525	1			0.1525	
							Horticulture	Ha	0.22634	0.2			0.045268	
	974	MyageriHanumappa		105	32	Machinery	SoilMoistureConservation	TCB	Ha	0.05741	0.11	14.608	75.544	0.0063151
							WasteWair	No	0.05	0			0	
							Forestry	Ha	0.1525	1			0.1525	
							Horticulture	Ha	0.22634	0.2			0.045268	
	975	MyageriShivalingappaBinGiriappa		105	4	Machinery	SoilMoistureConservation	TCB	Ha	0.05741	0.15	14.608	75.544	0.0086115
							WasteWair	No	0.05	0			0	
							Forestry	Ha	0.1525	2			0.305	
							Horticulture	Ha	0.22634	0.2			0.045268	
	976	MyageriBasavarajaBinGanagappa		105	42	Machinery	SoilMoistureConservation	TCB	Ha	0.05741	0.46	14.608	75.544	0.0264086
							WasteWair	No	0.05	0			0	
							Forestry	Ha	0.1525	2			0.305	
							Horticulture	Ha	0.22634	0.1			0.022634	
	977	MygeriJagannathaBinGangappa		105	62	Machinery	SoilMoistureConservation	TCB	Ha	0.05741	0.39	14.608	75.544	0.0223899
							WasteWair	No	0.05	0			0	
							Forestry	Ha	0.1525	1			0.1525	
							Horticulture	Ha	0.22634	0.2			0.045268	
	978	MygeriMariyappa		105	72	Machinery	SoilMoistureConservation	TCB	Ha	0.05741	0.29	14.608	75.544	0.0166489
							WasteWair	No	0.05	0			0	
							Forestry	Ha	0.1525	2			0.305	
							Horticulture	Ha	0.22634	0.2			0.045268	
	979	MygeriGovindappa		105	*	Machinery	SoilMoistureConservation	TCB	Ha	0.05741	0.15	14.608	75.544	0.0086115
							WasteWair	No	0.05	0			0	
							Forestry	Ha	0.1525	2			0.305	
							Horticulture	Ha	0.22634	1			0.22634	
	980	MyageriGovindappa		105	*	Machinery	SoilMoistureConservation	TCB	Ha	0.05741	0.45	14.608	75.544	0.0258345
							WasteWair	No	0.05	0			0	
							Forestry	Ha	0.1525	0			0	
							Horticulture	Ha	0.22634	0			0	
	981	MyageriChannappaBinHalappa		105	*	Machinery	SoilMoistureConservation	TCB	Ha	0.05741	1.06	14.608	75.544	0.0608546
							WasteWair	No	0.05	0			0	
							Forestry	Ha	0.1525	0			0	
							Horticulture	Ha	0.22634	0			0	
	982	MyageriEkhambrappaBinHanumanthappa		105	42	Machinery	SoilMoistureConservation	TCB	Ha	0.05741	0.35	14.608	75.544	0.0200935
							WasteWair	No	0.05	0			0	
							Forestry	Ha	0.1525	0			0	
							Horticulture	Ha	0.22634	0			0	
	983	MyageriEkhambarappaBinHanumanthappa		105	62	Machinery	SoilMoistureConservation	TCB	Ha	0.05741	0.32	14.608	75.544	0.0183712
							WasteWair	No	0.05	0			0	
							Forestry	Ha	0.1525	0			0	
							Horticulture	Ha	0.22634	1			0.22634	
	984	MyageriHanumanthappa		105	72	Machinery	SoilMoistureConservation	TCB	Ha	0.05741	0.36	14.608	75.544	0.0206676
							WasteWair	No	0.05	0			0	



								Forestry	Ha	0.1525	0			0
								Horticulture	Ha	0.22634	1			0.22634
	985	MasangiNilavvaKomMaliyappa		105	8+9	Machinery	SoilMoistureConservation	TCB	Ha	0.05741	1.33	14.608	75.544	0.0763553

VillageName	Farmer Code	FarmerName	Aadhar Card No	Survey Number	RateType(Manually /Machinery)	ActivityType(SoilMoistureConservationActivity/Water HarvestingActivity)	ActivityName	Unit	UnitCost(InLakhs.)	Proposed Quantity	Latitude(Deg-Min-Sec)	Longitude (Deg-Min-Sec)	TotalCost (InLacs)	Site Photo
							WasteWair	No	0.05	0			0	
							Forestry	Ha	0.1525	0			0	
							Horticulture	Ha	0.22634	1			0.22634	
	986	SiddanagoudaPremilavva		106	10	Machinery	SoilMoistureConservation	TCB	Ha	0.05741	0.08	14.608	75.544	0.0045928
							WasteWair	No	0.05	0			0	
							Forestry	Ha	0.1525	0			0	
							Horticulture	Ha	0.22634	0			0	
	987	SannamaiBharamappa		106	11	Machinery	SoilMoistureConservation	TCB	Ha	0.05741	0.08	14.608	75.544	0.0045928
							WasteWair	No	0.05	0			0	
							Forestry	Ha	0.1525	0			0	
							Horticulture	Ha	0.22634	0			0	
	988	KusalagoudaHalaganagoudaBelakeri		106	12	Machinery	SoilMoistureConservation	TCB	Ha	0.05741	0.44	14.608	75.544	0.0252604
							WasteWair	No	0.05	0			0	
							Forestry	Ha	0.1525	0			0	
							Horticulture	Ha	0.22634	2			0.45268	
	989	BarkiRaghavendraBinChandrappa		106	1e9	Machinery	SoilMoistureConservation	TCB	Ha	0.05741	2.1	14.608	75.544	0.120561
							WasteWair	No	0.05	0			0	
							Forestry	Ha	0.1525	0			0	
							Horticulture	Ha	0.22634	2			0.45268	
	990	BarkiRaghavendraBinChandrappa		106	1e2	Machinery	SoilMoistureConservation	TCB	Ha	0.05741	0.56	14.608	75.544	0.0321496
							WasteWair	No	0.05	0			0	
							Forestry	Ha	0.1525	0			0	
							Horticulture	Ha	0.22634	2			0.45268	
	991	MuddappalavaraGururaj		106	1e2	Machinery	SoilMoistureConservation	TCB	Ha	0.05741	0.56	14.608	75.544	0.0321496
							WasteWair	No	0.05	0			0	
							Forestry	Ha	0.1525	0			0	
							Horticulture	Ha	0.22634	2			0.45268	
	992	BharamagoudrSannagouda		106	1e2	Machinery	SoilMoistureConservation	TCB	Ha	0.05741	0.57	14.608	75.544	0.0327237
							WasteWair	No	0.05	0			0	
							Forestry	Ha	0.1525	0			0	
							Horticulture	Ha	0.22634	2			0.45268	
	993	MalatheshMaraderaUrphaKaralingappanavara		106	1e2	Machinery	SoilMoistureConservation	TCB	Ha	0.05741	1.14	14.608	75.544	0.0654474
							WasteWair	No	0.05	0			0	
							Forestry	Ha	0.1525	0			0	
							Horticulture	Ha	0.22634	2			0.45268	
	994	BankarBasavva		106	2	Machinery	SoilMoistureConservation	TCB	Ha	0.05741	0.88	14.608	75.544	0.0505208
							WasteWair	No	0.05	0			0	
							Forestry	Ha	0.1525	0			0	
							Horticulture	Ha	0.22634	1			0.22634	
	995	MuddeManavaraNiranjanaBinBasavanneppa		106	3	Machinery	SoilMoistureConservation	TCB	Ha	0.05741	0.92	14.608	75.544	0.0528172
							WasteWair	No	0.05	0			0	
							Forestry	Ha	0.1525	0			0	
							Horticulture	Ha	0.22634	1			0.22634	
	996	MuddeManavaraShankravvaKomBasavanneppaaa		106	4	Machinery	SoilMoistureConservation	TCB	Ha	0.05741	1.32	14.608	75.544	0.0757812
							WasteWair	No	0.05	0			0	
							Forestry	Ha	0.1525	0			0	
							Horticulture	Ha	0.22634	1			0.22634	
	997	MuddeManavaraKaregoudaBinBasavanneppa		106	5	Machinery	SoilMoistureConservation	TCB	Ha	0.05741	0.92	14.608	75.544	0.0528172
							WasteWair	No	0.05	0			0	

								Forestry	Ha	0.1525	0			0
								Horticulture	Ha	0.22634	1			0.22634
	998	GuddappaTandeNilappaPujar		106	6	Machinery	SoilMoistureConservation	TCB	Ha	0.05741	0.08	14.608	75.544	0.0045928

VillageName	Farmer Code	FarmerName	Aadhar Card No	Survey Number	RateType(Manually /Machine ry)	ActivityType(SoilMoistureCo nsevationActivity/Water HarvestingActivity)	ActivityName	Unit	UnitCost( InLakhs.)	Proposed Quantity	Latitude( Deg-Min- Sec)	Longitude (Deg-Min- Sec)	TotalCost (InLacs)	Site Photo
							WasteWair	No	0.05	0			0	
							Forestry	Ha	0.1525	0			0	
							Horticulture	Ha	0.22634	2			0.45268	
	999	BharmagoudraSannagouda		106	7	Machinery	SoilMoistureConservation	TCB	Ha	0.05741	0.08	14.608	75.544	0.0045928
							WasteWair	No	0.05	0			0	
							Forestry	Ha	0.1525	0			0	
							Horticulture	Ha	0.22634	0			0	
	1000	BharamaaaagoudaAdivpeppagoudaBinNaganagouda		106	8	Machinery	SoilMoistureConservation	TCB	Ha	0.05741	0.08	14.608	75.544	0.0045928
							WasteWair	No	0.05	0			0	
							Forestry	Ha	0.1525	0			0	
							Horticulture	Ha	0.22634	1			0.22634	
	1002	BanakarBasavva		106	9	Machinery	SoilMoistureConservation	TCB	Ha	0.05741	0.08	14.608	75.544	0.0045928
							WasteWair	No	0.05	0			0	
							Forestry	Ha	0.1525	0			0	
							Horticulture	Ha	0.22634	1			0.22634	
	1003	KarigaraHanumanthappa		107	1	Machinery	SoilMoistureConservation	TCB	Ha	0.05741	1.71	14.608	75.544	0.0981711
							WasteWair	No	0.05	0			0	
							Forestry	Ha	0.1525	0			0	
							Horticulture	Ha	0.22634	0			0	
	1004	BarkiHanumappa		107	2	Machinery	SoilMoistureConservation	TCB	Ha	0.05741	1.2	14.608	75.544	0.068892
							WasteWair	No	0.05	0			0	
							Forestry	Ha	0.1525	0			0	
							Horticulture	Ha	0.22634	0			0	
	1005	BarkiNagappa		107	3	Machinery	SoilMoistureConservation	TCB	Ha	0.05741	1.2	14.608	75.544	0.068892
							WasteWair	No	0.05	0			0	
							Forestry	Ha	0.1525	0			0	
							Horticulture	Ha	0.22634	1			0.22634	
	1006	BarkiHanumappa		107	3+2	Machinery	SoilMoistureConservation	TCB	Ha	0.05741	1.2	14.608	75.544	0.068892
							WasteWair	No	0.05	0			0	
							Forestry	Ha	0.1525	0			0	
							Horticulture	Ha	0.22634	1			0.22634	
	1007	BarkiParashuramaBinBharmappa		107	4	Machinery	SoilMoistureConservation	TCB	Ha	0.05741	1.2	14.608	75.544	0.068892
							WasteWair	No	0.05	0			0	
							Forestry	Ha	0.1525	0			0	
							Horticulture	Ha	0.22634	1			0.22634	
	1008	BarkiNagappaa		107	5	Machinery	SoilMoistureConservation	TCB	Ha	0.05741	1.2	14.608	75.544	0.068892
							WasteWair	No	0.05	0			0	
							Forestry	Ha	0.1525	0			0	
							Horticulture	Ha	0.22634	1			0.22634	
	1009	BirappaKarigara		107	6	Machinery	SoilMoistureConservation	TCB	Ha	0.05741	0.85	14.608	75.544	0.0487985
							WasteWair	No	0.05	0			0	
							Forestry	Ha	0.1525	0			0	
							Horticulture	Ha	0.22634	1			0.22634	
	1010	BirappaKarigara		107	6	Machinery	SoilMoistureConservation	TCB	Ha	0.05741	0.85	14.608	75.544	0.0487985
							WasteWair	No	0.05	0			0	
							Forestry	Ha	0.1525	0			0	
							Horticulture	Ha	0.22634	1			0.22634	
	1011	KariyappaKarigaraaa		107	7	Machinery	SoilMoistureConservation	TCB	Ha	0.05741	0.86	14.608	75.544	0.0493726
							WasteWair	No	0.05	0			0	

								Forestry	Ha	0.1525	0			0
								Horticulture	Ha	0.22634	1			0.22634
	1012	KammaraChikkappa		108	1+2+3	Machinery	SoilMoistureConservation	TCB	Ha	0.05741	0.91	14.608	75.544	0.0522431

VillageName	Farmer Code	FarmerName	Aadhar Card No	Survey Number	RateType(Manually /Machine ry)	ActivityType(SoilMoistureCo nsevationActivity/Water HarvestingActivity)	ActivityName	Unit	UnitCost( InLakhs.)	Proposed Quantity	Latitude( Deg-Min- Sec)	Longitude (Deg-Min- Sec)	TotalCost (InLacs)	Site Photo
							WasteWair	No	0.05	0			0	
							Forestry	Ha	0.1525	0			0	
							Horticulture	Ha	0.22634	1			0.22634	
	1013	SanmaniDhanappa		108	1+2+3	☺Machinery	SoilMoistureConservation	TCB	Ha	0.05741	0.76	14.608	75.544	0.0436316
							WasteWair	No	0.05	0			0	
							Forestry	Ha	0.1525	0			0	
							Horticulture	Ha	0.22634	2			0.45268	
	1014	SanmaniDhanappa		108	4☺	Machinery	SoilMoistureConservation	TCB	Ha	0.05741	0.35	14.608	75.544	0.0200935
							WasteWair	No	0.05	0			0	
							Forestry	Ha	0.1525	0			0	
							Horticulture	Ha	0.22634	1			0.22634	
	1015	SanmaniDanappa		108	4☺	Machinery	SoilMoistureConservation	TCB	Ha	0.05741	0.05	14.608	75.544	0.0028705
							WasteWair	No	0.05	0			0	
							Forestry	Ha	0.1525	0			0	
							Horticulture	Ha	0.22634	1			0.22634	
	1016	SanmaniDanappa		108	1+2+3	☺Machinery	SoilMoistureConservation	TCB	Ha	0.05741	0.76	14.608	75.544	0.0436316
							WasteWair	No	0.05	0			0	
							Forestry	Ha	0.1525	0			0	
							Horticulture	Ha	0.22634	1			0.22634	
	1017	SanmaniChandrappa		108	4☺	Machinery	SoilMoistureConservation	TCB	Ha	0.05741	0.4	14.608	75.544	0.022964
							WasteWair	No	0.05	0			0	
							Forestry	Ha	0.1525	0			0	
							Horticulture	Ha	0.22634	1			0.22634	
	1018	Chudappanavara Gadigeppa		108	5	Machinery	SoilMoistureConservation	TCB	Ha	0.05741	0.73	14.608	75.544	0.0419093
							WasteWair	No	0.05	0			0	
							Forestry	Ha	0.1525	0			0	
							Horticulture	Ha	0.22634	1			0.22634	
	1019	Chudappanavara Gadigeppa		109	1	Machinery	SoilMoistureConservation	TCB	Ha	0.05741	1.45	14.608	75.544	0.0832445
							WasteWair	No	0.05	0			0	
							Forestry	Ha	0.1525	0			0	
							Horticulture	Ha	0.22634	1			0.22634	
	1020	MuddappalavaraGurushantahappaBinSarvanappa		109	2	Machinery	SoilMoistureConservation	TCB	Ha	0.05741	1.13	14.608	75.544	0.0648733
							WasteWair	No	0.05	0			0	
							Forestry	Ha	0.1525	0			0	
							Horticulture	Ha	0.22634	2			0.45268	
	1021	MuddappalavaraGurushanthappa		109	3	Machinery	SoilMoistureConservation	TCB	Ha	0.05741	1.28	14.608	75.544	0.0734848
							WasteWair	No	0.05	0			0	
							Forestry	Ha	0.1525	0			0	
							Horticulture	Ha	0.22634	1			0.22634	
	1022	Choudappalavara Gadigeppa		109	4	Machinery	SoilMoistureConservation	TCB	Ha	0.05741	1.07	14.608	75.544	0.0614287
							WasteWair	No	0.05	0			0	
							Forestry	Ha	0.1525	0			0	
							Horticulture	Ha	0.22634	2			0.45268	
	1023	BannimattiBasavaraja		110	1	Machinery	SoilMoistureConservation	TCB	Ha	0.05741	1.39	14.608	75.544	0.0797999
							WasteWair	No	0.05	0			0	
							Forestry	Ha	0.1525	0			0	
							Horticulture	Ha	0.22634	0			0	
	1024	BannimattiBasavaraja		110	1	Machinery	SoilMoistureConservation	TCB	Ha	0.05741	1.39	14.608	75.544	0.0797999
							WasteWair	No	0.05	0			0	

								Forestry	Ha	0.1525	0			0
								Horticulture	Ha	0.22634	2			0.45268
	1025	BannimattiBasavaraja		110	1	Machinery	SoilMoistureConservation	TCB	Ha	0.05741	1.39	14.608	75.544	0.0797999

VillageName	Farmer Code	FarmerName	Aadhar Card No	Survey Number	RateType(Manually /Machine ry)	ActivityType(SoilMoistureCon servationActivity/Water HarvestingActivity)	ActivityName	Unit	UnitCost( InLakhs.)	Proposed Quantity	Latitude( Deg-Min- Sec)	Longitude (Deg-Min- Sec)	TotalCost (InLacs)	Site Photo
							WasteWair	No	0.05	0			0	
							Forestry	Ha	0.1525	0			0	
							Horticulture	Ha	0.22634	1			0.22634	
	1026	BannimattiGuddappa		110	2	Machinery	SoilMoistureConservation	TCB	0.05741	3.48	14.608	75.544	0.1997868	
							WasteWair	No	0.05	0			0	
							Forestry	Ha	0.1525	0			0	
							Horticulture	Ha	0.22634	1			0.22634	
	1027	BannihattiGuddappa		110	3	Machinery	SoilMoistureConservation	TCB	0.05741	1.25	14.608	75.544	0.0717625	
							WasteWair	No	0.05	0			0	
							Forestry	Ha	0.1525	0			0	
							Horticulture	Ha	0.22634	2			0.45268	
	1028	SiddanagaudraEllapaagouda		110	4	Machinery	SoilMoistureConservation	TCB	0.05741	0.61	14.608	75.544	0.0350201	
							WasteWair	No	0.05	0			0	
							Forestry	Ha	0.1525	0			0	
							Horticulture	Ha	0.22634	1			0.22634	
	1029	SiddanagoudarKotregouda		110	5	Machinery	SoilMoistureConservation	TCB	0.05741	0.61	14.608	75.544	0.0350201	
							WasteWair	No	0.05	0			0	
							Forestry	Ha	0.1525	0			0	
							Horticulture	Ha	0.22634	2			0.45268	
	1030	Bannihattirappa		111	1e	Machinery	SoilMoistureConservation	TCB	0.05741	0.62	14.608	75.544	0.0355942	
							WasteWair	No	0.05	0			0	
							Forestry	Ha	0.1525	0			0	
							Horticulture	Ha	0.22634	0			0	
	1031	UpparaLokappa		111	1e	Machinery	SoilMoistureConservation	TCB	0.05741	0.7	14.608	75.544	0.040187	
							WasteWair	No	0.05	0			0	
							Forestry	Ha	0.1525	0			0	
							Horticulture	Ha	0.22634	2			0.45268	
	1032	UpparaVirabhadrappa		111	1e	Machinery	SoilMoistureConservation	TCB	0.05741	0.63	14.608	75.544	0.0361683	
							WasteWair	No	0.05	0			0	
							Forestry	Ha	0.1525	0			0	
							Horticulture	Ha	0.22634	0			0	
	1033	UpparaRamappa		111	2e+4+	Machinery	SoilMoistureConservation	TCB	0.05741	1.92	14.608	75.544	0.1102272	
							WasteWair	No	0.05	0			0	
							Forestry	Ha	0.1525	0			0	
							Horticulture	Ha	0.22634	0			0	
	1034	Hakkerabhimappa		111	3	Machinery	SoilMoistureConservation	TCB	0.05741	1.65	14.608	75.544	0.0947265	
							WasteWair	No	0.05	0			0	
							Forestry	Ha	0.1525	0			0	
							Horticulture	Ha	0.22634	0			0	
	1035	BarkiHanumanthappa		113	1	Machinery	SoilMoistureConservation	TCB	0.05741	1.55	14.608	75.544	0.0889855	
							WasteWair	No	0.05	0			0	
							Forestry	Ha	0.1525	0			0	
							Horticulture	Ha	0.22634	0			0	
	1036	SakhinabiKomBadeSabGavenavara		113	2	Machinery	SoilMoistureConservation	TCB	0.05741	0.6	14.608	75.544	0.034446	
							WasteWair	No	0.05	0			0	
							Forestry	Ha	0.1525	0			0	
							Horticulture	Ha	0.22634	1			0.22634	
	1037	KallimaniHusenSab		113	3	Machinery	SoilMoistureConservation	TCB	0.05741	0.61	14.608	75.544	0.0350201	
							WasteWair	No	0.05	0			0	



								Forestry	Ha	0.1525	0			0
								Horticulture	Ha	0.22634	0			0
	1038	EligarMallammaKomBasararaj		113	4	Machinery	SoilMoistureConservation	TCB	Ha	0.05741	1.56	14.608	75.544	0.0895596

VillageName	Farmer Code	FarmerName	Aadhar Card No	Survey Number	RateType(Manually /Machine ry)	ActivityType(SoilMoistureCo nsevationActivity/Water HarvestingActivity)	ActivityName	Unit	UnitCost( InLakhs.)	Proposed Quantity	Latitude( Deg-Min- Sec)	Longitude (Deg-Min- Sec)	TotalCost (InLacs)	Site Photo
							WasteWair	No	0.05	0			0	
							Forestry	Ha	0.1525	0			0	
							Horticulture	Ha	0.22634	0			0	
	1039	EligaraMallammaKomBasavaraja		113	4	Machinery	SoilMoistureConservation	TCB	Ha	0.05741	1.56	14.608	75.544	0.0895596
							WasteWair	No	0.05	0			0	
							Forestry	Ha	0.1525	0			0	
							Horticulture	Ha	0.22634	0			0	
	1040	HyagannavaraRamappa		114	2e9	Machinery	SoilMoistureConservation	TCB	Ha	0.05741	1.93	14.608	75.544	0.1108013
							WasteWair	No	0.05	0			0	
							Forestry	Ha	0.1525	0			0	
							Horticulture	Ha	0.22634	2			0.45268	
	1041	HyagannavaraBarmappaBinPhakkirappa		114	2e3	Machinery	SoilMoistureConservation	TCB	Ha	0.05741	1.94	14.608	75.544	0.1113754
							WasteWair	No	0.05	0			0	
							Forestry	Ha	0.1525	0			0	
							Horticulture	Ha	0.22634	0			0	
	1042	KadaramandalagiVagishappaBkinThirakappa		114	1	Machinery	SoilMoistureConservation	TCB	Ha	0.05741	1.6	14.608	75.544	0.091856
							WasteWair	No	0.05	0			0	
							Forestry	Ha	0.1525	0			0	
							Horticulture	Ha	0.22634	0			0	
	1043	HyagannavaraRamappa		114	2e9	Machinery	SoilMoistureConservation	TCB	Ha	0.05741	1.93	14.608	75.544	0.1108013
							WasteWair	No	0.05	0			0	
							Forestry	Ha	0.1525	0			0	
							Horticulture	Ha	0.22634	1			0.22634	
	1044	MuddappalavaraGurushanthappa		115	1+4+2B	Machinery	SoilMoistureConservation	TCB	Ha	0.05741	1.61	14.608	75.544	0.0924301
							WasteWair	No	0.05	0			0	
							Forestry	Ha	0.1525	0			0	
							Horticulture	Ha	0.22634	0			0	
	1045	MuddappalavaGurushanthappa		115	1+4+2B	Machinery	SoilMoistureConservation	TCB	Ha	0.05741	1.61	14.608	75.544	0.0924301
							WasteWair	No	0.05	2			0.1	
							Forestry	Ha	0.1525	0			0	
							Horticulture	Ha	0.22634	0			0	
	1046	HalivanadaAjappa		115	1+4+2B	Machinery	SoilMoistureConservation	TCB	Ha	0.05741	1.69	14.608	75.544	0.0970229
							WasteWair	No	0.05	2			0.1	
							Forestry	Ha	0.1525	0			0	
							Horticulture	Ha	0.22634	2			0.45268	
	1047	SannalingamanavaraBasavaraj		115	1+4+2B	Machinery	SoilMoistureConservation	TCB	Ha	0.05741	1.69	14.608	75.544	0.0970229
							WasteWair	No	0.05	6			0.3	
							Forestry	Ha	0.1525	0			0	
							Horticulture	Ha	0.22634	0			0	
	1048	MaddappalavaraGurshanthappa		115	1+42B+	Machinery	SoilMoistureConservation	TCB	Ha	0.05741	1.61	14.608	75.544	0.0924301
							WasteWair	No	0.05	3			0.15	
							Forestry	Ha	0.1525	0			0	
							Horticulture	Ha	0.22634	0			0	
	1049	MuddpalavaraBasavaraja		115	2e9	Machinery	SoilMoistureConservation	TCB	Ha	0.05741	0.4	14.608	75.544	0.022964
							WasteWair	No	0.05	2			0.1	
							Forestry	Ha	0.1525	0			0	
							Horticulture	Ha	0.22634	0			0	
	1050	BanakaraUrphNirulliChandrashekarappa		116	1A	Machinery	SoilMoistureConservation	TCB	Ha	0.05741	1.01	14.608	75.544	0.0579841
							WasteWair	No	0.05	1			0.05	

								Forestry	Ha	0.1525	0			0
								Horticulture	Ha	0.22634	0			0
	1051	BanakaraGirijadeviKomSangappa		116	1B	Machinery	SoilMoistureConservation	TCB	Ha	0.05741	1.62	14.608	75.544	0.0930042

VillageName	Farmer Code	FarmerName	Aadhar Card No	Survey Number	RateType(Manually /Machine ry)	ActivityType(SoilMoistureCon servationActivity/Water HarvestingActivity)	ActivityName	Unit	UnitCost( InLakhs.)	Proposed Quantity	Latitude( Deg-Min- Sec)	Longitude (Deg-Min- Sec)	TotalCost (InLacs)	Site Photo
							WasteWair	No	0.05	1			0.05	
							Forestry	Ha	0.1525	0			0	
							Horticulture	Ha	0.22634	0			0	
	1052	ChannagoudraChannagoudaBinLinganagouda		116	2	Machinery	SoilMoistureConservation	TCB	Ha	0.05741	2.79	14.608	75.544	0.1601739
							WasteWair	No	0.05	1			0.05	
							Forestry	Ha	0.1525	0			0	
							Horticulture	Ha	0.22634	0			0	
	1053	ChannagoudraBinLinganagouda		116	2	Machinery	SoilMoistureConservation	TCB	Ha	0.05741	2.79	14.608	75.544	0.1601739
							WasteWair	No	0.05	1			0.05	
							Forestry	Ha	0.1525	0			0	
							Horticulture	Ha	0.22634	0			0	
	1054	BanakaraUrphNirulliChandrashekarappa		117	*	Machinery	SoilMoistureConservation	TCB	Ha	0.05741	1.34	14.608	75.544	0.0769294
							WasteWair	No	0.05	1			0.05	
							Forestry	Ha	0.1525	0			0	
							Horticulture	Ha	0.22634	0			0	
	1055	AnilaSunila		117	3	Machinery	SoilMoistureConservation	TCB	Ha	0.05741	0.07	14.608	75.544	0.0040187
							WasteWair	No	0.05	1			0.05	
							Forestry	Ha	0.1525	0			0	
							Horticulture	Ha	0.22634	0			0	
	1056	MuddappalanvaChannavasappaBinJetteppa		118	1e9	Machinery	SoilMoistureConservation	TCB	Ha	0.05741	1.4	14.608	75.544	0.080374
							WasteWair	No	0.05	1			0.05	
							Forestry	Ha	0.1525	0			0	
							Horticulture	Ha	0.22634	0			0	
	1057	KaradiGangappa		118	1e2	Machinery	SoilMoistureConservation	TCB	Ha	0.05741	0.56	14.608	75.544	0.0321496
							WasteWair	No	0.05	1			0.05	
							Forestry	Ha	0.1525	0			0	
							Horticulture	Ha	0.22634	0			0	
	1058	KabbiraBateppa		118	2	Machinery	SoilMoistureConservation	TCB	Ha	0.05741	0.2	14.608	75.544	0.011482
							WasteWair	No	0.05	2			0.1	
							Forestry	Ha	0.1525	0			0	
							Horticulture	Ha	0.22634	0			0	
	1059	BharmagaudraAdivappagouda		118	3	Machinery	SoilMoistureConservation	TCB	Ha	0.05741	0.56	14.608	75.544	0.0321496
							WasteWair	No	0.05	2			0.1	
							Forestry	Ha	0.1525	0			0	
							Horticulture	Ha	0.22634	0			0	
	1060	SoddanagoudaPramilappa		118	4	Machinery	SoilMoistureConservation	TCB	Ha	0.05741	0.72	14.608	75.544	0.0413352
							WasteWair	No	0.05	2			0.1	
							Forestry	Ha	0.1525	0			0	
							Horticulture	Ha	0.22634	0			0	
	1061	SiddanagoudaPramilappa		118	4	Machinery	SoilMoistureConservation	TCB	Ha	0.05741	0.72	14.608	75.544	0.0413352
							WasteWair	No	0.05	2			0.1	
							Forestry	Ha	0.1525	0			0	
							Horticulture	Ha	0.22634	0			0	
	1062	KabberaBateppa		118	5	Machinery	SoilMoistureConservation	TCB	Ha	0.05741	0.24	14.608	75.544	0.0137784
							WasteWair	No	0.05	3			0.15	
							Forestry	Ha	0.1525	0			0	
							Horticulture	Ha	0.22634	0			0	
	1063	MyageriChannappaBinHalappa		119	1e2	Machinery	SoilMoistureConservation	TCB	Ha	0.05741	1.12	14.608	75.544	0.0642992
							WasteWair	No	0.05	1			0.05	

								Forestry	Ha	0.1525	0			0
								Horticulture	Ha	0.22634	0			0
	1064	MyageriEkambarappaBinHanumanthappa		119	1	Machinery	SoilMoistureConservation	TCB	Ha	0.05741	0.78	14.608	75.544	0.0447798

VillageName	Farmer Code	FarmerName	Aadhar Card No	Survey Number	RateType(Manually /Machine ry)	ActivityType(SoilMoistureCon servationActivity/Water HarvestingActivity)	ActivityName	Unit	UnitCost( InLakhs.)	Proposed Quantity	Latitude( Deg-Min- Sec)	Longitude (Deg-Min- Sec)	TotalCost (InLacs)	Site Photo
							WasteWair	No	0.05	1			0.05	
							Forestry	Ha	0.1525	0			0	
							Horticulture	Ha	0.22634	0			0	
	1065	MyageriEkanbarappaBinHanumanthappa		119	2	Machinery	SoilMoistureConservation	TCB	Ha	0.05741	0.96	14.608	75.544	0.0551136
							WasteWair	No	0.05	1			0.05	
							Forestry	Ha	0.1525	1			0.1525	
							Horticulture	Ha	0.22634	0			0	
	1066	MyageriEkambarappaBinHanumanthappa		119	2	Machinery	SoilMoistureConservation	TCB	Ha	0.05741	0.96	14.608	75.544	0.0551136
							WasteWair	No	0.05	0			0	
							Forestry	Ha	0.1525	0.3			0.04575	
							Horticulture	Ha	0.22634	0			0	
	1067	BarkiShivappaBinNagappa		119	3+7	Machinery	SoilMoistureConservation	TCB	Ha	0.05741	0.23	14.608	75.544	0.0132043
							WasteWair	No	0.05	0			0	
							Forestry	Ha	0.1525	0.1			0.01525	
							Horticulture	Ha	0.22634	0			0	
	1068	MuddappalavaraBasavaraja		119	3+7	Machinery	SoilMoistureConservation	TCB	Ha	0.05741	0.86	14.608	75.544	0.0493726
							WasteWair	No	0.05	0			0	
							Forestry	Ha	0.1525	0.1			0.01525	
							Horticulture	Ha	0.22634	0			0	
	1069	OlekaraGangavvKomLakshmana		119	4	Machinery	SoilMoistureConservation	TCB	Ha	0.05741	0.66	14.608	75.544	0.0378906
							WasteWair	No	0.05	0			0	
							Forestry	Ha	0.1525	0.1			0.01525	
							Horticulture	Ha	0.22634	0			0	
	1070	MyageriBasavarajaBinGangappa		119	5	Machinery	SoilMoistureConservation	TCB	Ha	0.05741	0.8	14.608	75.544	0.045928
							WasteWair	No	0.05	0			0	
							Forestry	Ha	0.1525	0.1			0.01525	
							Horticulture	Ha	0.22634	0			0	
	1071	NagappaBarki		119	6	Machinery	SoilMoistureConservation	TCB	Ha	0.05741	0.46	14.608	75.544	0.0264086
							WasteWair	No	0.05	0			0	
							Forestry	Ha	0.1525	0.1			0.01525	
							Horticulture	Ha	0.22634	0			0	
	1072	BasavarajaMuddappalavara		119	6	Machinery	SoilMoistureConservation	TCB	Ha	0.05741	0.46	14.608	75.544	0.0264086
							WasteWair	No	0.05	1			0.05	
							Forestry	Ha	0.1525	0			0	
							Horticulture	Ha	0.22634	0			0	
	1073	BasavarajaMuddappalavara		119	6	Machinery	SoilMoistureConservation	TCB	Ha	0.05741	0.46	14.608	75.544	0.0264086
							WasteWair	No	0.05	1			0.05	
							Forestry	Ha	0.1525	0.2			0.0305	
							Horticulture	Ha	0.22634	0			0	
	1074	BarkiThirakappaBinNagappa		119	8	Machinery	SoilMoistureConservation	TCB	Ha	0.05741	0.67	14.608	75.544	0.0384647
							WasteWair	No	0.05	1			0.05	
							Forestry	Ha	0.1525	0.2			0.0305	
							Horticulture	Ha	0.22634	0			0	
	1075	HulmaniBasavanthappaBinBasappa		120	*	Machinery	SoilMoistureConservation	TCB	Ha	0.05741	2.25	14.608	75.544	0.1291725
							WasteWair	No	0.05	1			0.05	
							Forestry	Ha	0.1525	0.2			0.0305	
							Horticulture	Ha	0.22634	0			0	
	1076	HulmaniYallammaUrphMallammaKomKuberappa		121	1	Machinery	SoilMoistureConservation	TCB	Ha	0.05741	0.09	14.608	75.544	0.0051669
							WasteWair	No	0.05	1			0.05	

								Forestry	Ha	0.1525	0.2			0.0305	
								Horticulture	Ha	0.22634	0			0	
	1077	HulmaniYallammaUrphMalammaKomKuberappa	121	2	Machinery	SoilMoistureConservation	TCB	Ha	0.05741	0.12	14.608	75.544	0.0068892		

VillageName	Farmer Code	FarmerName	Aadhar Card No	Survey Number	RateType(Manually /Machine ry)	ActivityType(SoilMoistureCon servationActivity/Water HarvestingActivity)	ActivityName	Unit	UnitCost( InLakhs.)	Proposed Quantity	Latitude( Deg-Min- Sec)	Longitude (Deg-Min- Sec)	TotalCost (InLacs)	Site Photo
							WasteWair	No	0.05	1			0.05	
							Forestry	Ha	0.1525	0.2			0.0305	
							Horticulture	Ha	0.22634	0			0	
1078		HulmaniYallammaUrphMallammaKomKuberappa	121	3	Machinery	SoilMoistureConservation	TCB	Ha	0.05741	0.08	14.608	75.544	0.0045928	
							WasteWair	No	0.05	0			0	
							Forestry	Ha	0.1525	0.1			0.01525	
							Horticulture	Ha	0.22634	0.1			0.022634	
1079		HulmaniYallammaUrphMallammaKomKuberappa	121	4	Machinery	SoilMoistureConservation	TCB	Ha	0.05741	0.41	14.608	75.544	0.0235381	
							WasteWair	No	0.05	0			0	
							Forestry	Ha	0.1525	0.1			0.01525	
							Horticulture	Ha	0.22634	0.1			0.022634	
1080		HulmaniYallammaUrph MallammaKomKuberappa	122	*	Machinery	SoilMoistureConservation	TCB	Ha	0.05741	1.15	14.608	75.544	0.0660215	
							WasteWair	No	0.05	0			0	
							Forestry	Ha	0.1525	0			0	
							Horticulture	Ha	0.22634	0.1			0.022634	
1081		HulmaniShashidhara	123	1+2	Machinery	SoilMoistureConservation	TCB	Ha	0.05741	0.57	14.608	75.544	0.0327237	
							WasteWair	No	0.05	0			0	
							Forestry	Ha	0.1525	0.1			0.01525	
							Horticulture	Ha	0.22634	0.1			0.022634	
1082		HulmaniShashidara	123	3	Machinery	SoilMoistureConservation	TCB	Ha	0.05741	0.27	14.608	75.544	0.0155007	
							WasteWair	No	0.05	0			0	
							Forestry	Ha	0.1525	0.1			0.01525	
							Horticulture	Ha	0.22634	0.1			0.022634	
1083		HulmaniShashidara	123	4	Machinery	SoilMoistureConservation	TCB	Ha	0.05741	0.28	14.608	75.544	0.0160748	
							WasteWair	No	0.05	0			0	
							Forestry	Ha	0.1525	0.1			0.01525	
							Horticulture	Ha	0.22634	0.1			0.022634	
1084		EleholiMaheshappaBinDoddapakirappa	124	1	Machinery	SoilMoistureConservation	TCB	Ha	0.05741	1.26	14.608	75.544	0.0723366	
							WasteWair	No	0.05	0			0	
							Forestry	Ha	0.1525	0.1			0.01525	
							Horticulture	Ha	0.22634	0.1			0.022634	
1085		EleholiRudrappaMallikarjunappa	124	2	Machinery	SoilMoistureConservation	TCB	Ha	0.05741	1.2	14.608	75.544	0.068892	
							WasteWair	No	0.05	0			0	
							Forestry	Ha	0.1525	0			0	
							Horticulture	Ha	0.22634	0.1			0.022634	
1086		BelakeriMrthunjaya	125	1	Machinery	SoilMoistureConservation	TCB	Ha	0.05741	1.2	14.608	75.544	0.068892	
							WasteWair	No	0.05	0			0	
							Forestry	Ha	0.1525	0.1			0.01525	
							Horticulture	Ha	0.22634	0.1			0.022634	
1087		BleakeriManganagouda	125	2	Machinery	SoilMoistureConservation	TCB	Ha	0.05741	1.1	14.608	75.544	0.063151	
							WasteWair	No	0.05	0			0	
							Forestry	Ha	0.1525	0.1			0.01525	
							Horticulture	Ha	0.22634	0.1			0.022634	
1088		SannalingamanavaraPradipaBinBasavarajappa	126	1+2	Machinery	SoilMoistureConservation	TCB	Ha	0.05741	1.35	14.608	75.544	0.0775035	
							WasteWair	No	0.05	0			0	
							Forestry	Ha	0.1525	0.1			0.01525	
							Horticulture	Ha	0.22634	0.1			0.022634	
1089		SannalingammanavaraPradeepBinBasavarajappa	127	1+2	Machinery	SoilMoistureConservation	TCB	Ha	0.05741	0.87	14.608	75.544	0.0499467	
							WasteWair	No	0.05	0			0	



								Forestry	Ha	0.1525	0.1			0.01525
								Horticulture	Ha	0.22634	0.1			0.022634
	1090	SannalingammanavaraPradeepBinBasavarajappa	127	1+2	Machinery	SoilMoistureConservation	TCB	Ha	0.05741	0.87	14.608	75.544	0.0499467	

VillageName	Farmer Code	FarmerName	Aadhar Card No	Survey Number	RateType(Manually /Machinery)	ActivityType(SoilMoistureConservationActivity/Water HarvestingActivity)	ActivityName	Unit	UnitCost(InLakhs.)	Proposed Quantity	Latitude(Deg-Min-Sec)	Longitude(Deg-Min-Sec)	TotalCost(InLacs)	Site Photo
							WasteWair	No	0.05	0			0	
							Forestry	Ha	0.1525	0			0	
							Horticulture	Ha	0.22634	0.1			0.022634	
	1091	HulmaniShashidhara		128	1	Machinery	SoilMoistureConservation	TCB	Ha	0.05741	0.54	14.608	75.544	0.0310014
							WasteWair	No	0.05	0			0	
							Forestry	Ha	0.1525	0.1			0.01525	
							Horticulture	Ha	0.22634	0.1			0.022634	
	1092	HulmaniShashidhara		128	2	Machinery	SoilMoistureConservation	TCB	Ha	0.05741	0.47	14.608	75.544	0.0269827
							WasteWair	No	0.05	0			0	
							Forestry	Ha	0.1525	0.1			0.01525	
							Horticulture	Ha	0.22634	0.1			0.022634	
	1093	HulmaniShashidhara		128	3	Machinery	SoilMoistureConservation	TCB	Ha	0.05741	0.43	14.608	75.544	0.0246863
							WasteWair	No	0.05	0			0	
							Forestry	Ha	0.1525	0.1			0.01525	
							Horticulture	Ha	0.22634	0.1			0.022634	
	1094	HulmaniShashidhar		129	1	Machinery	SoilMoistureConservation	TCB	Ha	0.05741	0.47	14.608	75.544	0.0269827
							WasteWair	No	0.05	0			0	
							Forestry	Ha	0.1525	0.1			0.01525	
							Horticulture	Ha	0.22634	0.1			0.022634	
	1095	BanakarBasavva		129	2	Machinery	SoilMoistureConservation	TCB	Ha	0.05741	0.83	14.608	75.544	0.0476503
							WasteWair	No	0.05	0			0	
							Forestry	Ha	0.1525	0			0	
							Horticulture	Ha	0.22634	0.1			0.022634	
	1096	Sharabeshwara Vidyapathi		129	3	Machinery	SoilMoistureConservation	TCB	Ha	0.05741	0.47	14.608	75.544	0.0269827
							WasteWair	No	0.05	0			0	
							Forestry	Ha	0.1525	0.1			0.01525	
							Horticulture	Ha	0.22634	0.1			0.022634	
	1097	MallanagoudaNinganagouda		130	1	Machinery	SoilMoistureConservation	TCB	Ha	0.05741	0.74	14.608	75.544	0.0424834
							WasteWair	No	0.05	0			0	
							Forestry	Ha	0.1525	0.1			0.01525	
							Horticulture	Ha	0.22634	0.1			0.022634	
	1098	HemanagoudaSiddanagouda		130	2	Machinery	SoilMoistureConservation	TCB	Ha	0.05741	0.77	14.608	75.544	0.0442057
							WasteWair	No	0.05	0			0	
							Forestry	Ha	0.1525	0.1			0.01525	
							Horticulture	Ha	0.22634	0.1			0.022634	
	1099	MallanagoudarNinganagouda		131	1	Machinery	SoilMoistureConservation	TCB	Ha	0.05741	0.2	14.608	75.544	0.011482
							WasteWair	No	0.05	0			0	
							Forestry	Ha	0.1525	0.1			0.01525	
							Horticulture	Ha	0.22634	0.1			0.022634	
	1100	PatilBasanagouda		131	2	Machinery	SoilMoistureConservation	TCB	Ha	0.05741	0.19	14.608	75.544	0.0109079
							WasteWair	No	0.05	0			0	
							Forestry	Ha	0.1525	0			0	
							Horticulture	Ha	0.22634	0.1			0.022634	
	1101	MudigoudraNagaraj		131	3	Machinery	SoilMoistureConservation	TCB	Ha	0.05741	0.4	14.608	75.544	0.022964
							WasteWair	No	0.05	0			0	
							Forestry	Ha	0.1525	0.1			0.01525	
							Horticulture	Ha	0.22634	0.1			0.022634	
	1102	MudigoudraNagaraj		132	*	Machinery	SoilMoistureConservation	TCB	Ha	0.05741	0.49	14.608	75.544	0.0281309
							WasteWair	No	0.05	0			0	

								Forestry	Ha	0.1525	0.1			0.01525
								Horticulture	Ha	0.22634	0.1			0.022634
	1103	BenakanakondaGuddappa		134	223	Machinery	SoilMoistureConservation	TCB	Ha	0.05741	0.53	14.608	75.544	0.0304273

VillageName	Farmer Code	FarmerName	Aadhar Card No	Survey Number	RateType(Manually /Machine ry)	ActivityType(SoilMoistureCo nsevationActivity/Water HarvestingActivity)	ActivityName	Unit	UnitCost( InLakhs.)	Proposed Quantity	Latitude( Deg-Min- Sec)	Longitude (Deg-Min- Sec)	TotalCost (InLacs)	Site Photo
							WasteWair	No	0.05	0			0	
							Forestry	Ha	0.1525	0.1			0.01525	
							Horticulture	Ha	0.22634	0.1			0.022634	
	1104	MallanagoudaShankargouda		135	*	Machinery	SoilMoistureConservation	TCB	Ha	0.05741	0.89	14.608	75.544	0.0510949
							WasteWair	No	0.05	0			0	
							Forestry	Ha	0.1525	0.1			0.01525	
							Horticulture	Ha	0.22634	0.1			0.022634	
	1105	MallikarjunaTandeNagappaGuttala		136	1	Machinery	SoilMoistureConservation	TCB	Ha	0.05741	0.43	14.608	75.544	0.0246863
							WasteWair	No	0.05	0			0	
							Forestry	Ha	0.1525	0			0	
							Horticulture	Ha	0.22634	0.1			0.022634	
	1106	MallikarjunaTandeNagappaGutthala		136	1	Machinery	SoilMoistureConservation	TCB	Ha	0.05741	0.43	14.608	75.544	0.0246863
							WasteWair	No	0.05	0			0	
							Forestry	Ha	0.1525	0.1			0.01525	
							Horticulture	Ha	0.22634	0.1			0.022634	
	1107	SureshSiBinChannaveerappa		136	2	Machinery	SoilMoistureConservation	TCB	Ha	0.05741	0.43	14.608	75.544	0.0246863
							WasteWair	No	0.05	0			0	
							Forestry	Ha	0.1525	0.1			0.01525	
							Horticulture	Ha	0.22634	0.1			0.022634	
	1108	AshokTandeMurigeppaMalaalli		148	*	Machinery	SoilMoistureConservation	TCB	Ha	0.05741	0.77	14.608	75.544	0.0442057
							WasteWair	No	0.05	0			0	
							Forestry	Ha	0.1525	0.1			0.01525	
							Horticulture	Ha	0.22634	0.1			0.022634	
	1109	ShekappaTandeChannaveerappaHosangadi		149	1	Machinery	SoilMoistureConservation	TCB	Ha	0.05741	0.43	14.608	75.544	0.0246863
							WasteWair	No	0.05	0			0	
							Forestry	Ha	0.1525	0.1			0.01525	
							Horticulture	Ha	0.22634	0.1			0.022634	
	1110	HosangadiShivashankara		149	2	Machinery	SoilMoistureConservation	TCB	Ha	0.05741	1.3	14.608	75.544	0.074633
							WasteWair	No	0.05	0			0	
							Forestry	Ha	0.1525	0			0	
							Horticulture	Ha	0.22634	0.1			0.022634	
	1112	ParavvaKomBasavarajaHosangadi		149	3	Machinery	SoilMoistureConservation	TCB	Ha	0.05741	0.43	14.608	75.544	0.0246863
							WasteWair	No	0.05	0			0	
							Forestry	Ha	0.1525	0.1			0.01525	
							Horticulture	Ha	0.22634	0.1			0.022634	
	1113	SurshTandeChannaveerappaHosangadi		149	4	Machinery	SoilMoistureConservation	TCB	Ha	0.05741	0.44	14.608	75.544	0.0252604
							WasteWair	No	0.05	0			0	
							Forestry	Ha	0.1525	0.1			0.01525	
							Horticulture	Ha	0.22634	0.1			0.022634	
	1114	SannalingammanavaraPradeepBinBasavarajappa		150	1	Machinery	SoilMoistureConservation	TCB	Ha	0.05741	1.17	14.608	75.544	0.0671697
							WasteWair	No	0.05	0			0	
							Forestry	Ha	0.1525	0.1			0.01525	
							Horticulture	Ha	0.22634	0.1			0.022634	
	1115	SannalingammanavaraPradeepBinBasavarajappa		150	2	Machinery	SoilMoistureConservation	TCB	Ha	0.05741	1.19	14.608	75.544	0.0683179
							WasteWair	No	0.05	0			0	
							Forestry	Ha	0.1525	0.1			0.01525	
							Horticulture	Ha	0.22634	0.1			0.022634	
	1116	BaligarChandrashekarappa		151	1	Machinery	SoilMoistureConservation	TCB	Ha	0.05741	0.93	14.608	75.544	0.0533913
							WasteWair	No	0.05	0			0	

								Forestry	Ha	0.1525	0			0
								Horticulture	Ha	0.22634	0.1			0.022634
	1117	SannlingammanavaraPradeepBinBasavarajappa	151	2	Machinery	SoilMoistureConservation	TCB	Ha	0.05741	1.17	14.608	75.544	0.0671697	

VillageName	Farmer Code	FarmerName	Aadhar Card No	Survey Number	RateType(Manually /Machine ry)	ActivityType(SoilMoistureCon servationActivity/Water HarvestingActivity)	ActivityName	Unit	UnitCost( InLakhs.)	Proposed Quantity	Latitude( Deg-Min- Sec)	Longitude (Deg-Min- Sec)	TotalCost (InLacs)	Site Photo
							WasteWair	No	0.05	0			0	
							Forestry	Ha	0.1525	0.1			0.01525	
							Horticulture	Ha	0.22634	0.1			0.022634	
	1118	BevinahalliKenchappa		152	1	Machinery	SoilMoistureConservation	TCB	Ha	0.05741	0.8	14.608	75.544	0.045928
							WasteWair	No	0.05	0			0	
							Forestry	Ha	0.1525	0.1			0.01525	
							Horticulture	Ha	0.22634	0.1			0.022634	
	1119	BevinahalliGanagappa		152	2	Machinery	SoilMoistureConservation	TCB	Ha	0.05741	0.8	14.608	75.544	0.045928
							WasteWair	No	0.05	0			0	
							Forestry	Ha	0.1525	0.1			0.01525	
							Horticulture	Ha	0.22634	0.1			0.022634	
	1120	HulmaniShivayogappa		152	3	Machinery	SoilMoistureConservation	TCB	Ha	0.05741	1.13	14.608	75.544	0.0648733
							WasteWair	No	0.05	0			0	
							Forestry	Ha	0.1525	0.1			0.01525	
							Horticulture	Ha	0.22634	0.1			0.022634	
	1121	HulmaniShivayogappa		153	1	Machinery	SoilMoistureConservation	TCB	Ha	0.05741	0.13	14.608	75.544	0.0074633
							WasteWair	No	0.05	0			0	
							Forestry	Ha	0.1525	0.1			0.01525	
							Horticulture	Ha	0.22634	0.1			0.022634	
	1122	BelakeriChandrappa		153	2	Machinery	SoilMoistureConservation	TCB	Ha	0.05741	0.8	14.608	75.544	0.045928
							WasteWair	No	0.05	0			0	
							Forestry	Ha	0.1525	0.1			0.01525	
							Horticulture	Ha	0.22634	0.1			0.022634	
	1123	AngadiRajeshkarappa		153	3	Machinery	SoilMoistureConservation	TCB	Ha	0.05741	0.8	14.608	75.544	0.045928
							WasteWair	No	0.05	0			0	
							Forestry	Ha	0.1525	0.1			0.01525	
							Horticulture	Ha	0.22634	0.1			0.022634	
	1124	BelakeriShivanagamaKomDuymanagouda		153	4	Machinery	SoilMoistureConservation	TCB	Ha	0.05741	0.8	14.608	75.544	0.045928
							WasteWair	No	0.05	0			0	
							Forestry	Ha	0.1525	0.1			0.01525	
							Horticulture	Ha	0.22634	0.1			0.022634	
	1125	BelakeriBasavangouda		154	*	Machinery	SoilMoistureConservation	TCB	Ha	0.05741	0.96	14.608	75.544	0.0551136
							WasteWair	No	0.05	0			0	
							Forestry	Ha	0.1525	0.1			0.01525	
							Horticulture	Ha	0.22634	0.1			0.022634	
	1126	BelakeriSharada		154	*	Machinery	SoilMoistureConservation	TCB	Ha	0.05741	0.8	14.608	75.544	0.045928
							WasteWair	No	0.05	0			0	
							Forestry	Ha	0.1525	0.1			0.01525	
							Horticulture	Ha	0.22634	0.1			0.022634	
	1127	SaravannanavaraRajeSab		154	*	Machinery	SoilMoistureConservation	TCB	Ha	0.05741	0.8	14.608	75.544	0.045928
							WasteWair	No	0.05	0			0	
							Forestry	Ha	0.1525	0.1			0.01525	
							Horticulture	Ha	0.22634	0.1			0.022634	
	1128	KademaniGadigevva		155	1	Machinery	SoilMoistureConservation	TCB	Ha	0.05741	0.25	14.608	75.544	0.0143525
							WasteWair	No	0.05	0			0	
							Forestry	Ha	0.1525	0.1			0.01525	
							Horticulture	Ha	0.22634	0.1			0.022634	
	1129	BelakeriManjanagouda		155	10	Machinery	SoilMoistureConservation	TCB	Ha	0.05741	0.82	14.608	75.544	0.0470762
							WasteWair	No	0.05	0			0	

								Forestry	Ha	0.1525	0.1			0.01525
								Horticulture	Ha	0.22634	0.1			0.022634
	1130	KademaniGadigevva		155	2	Machinery	SoilMoistureConservation	TCB	Ha	0.05741	0.17	14.608	75.544	0.0097597

VillageName	Farmer Code	FarmerName	Aadhar Card No	Survey Number	RateType(Manually /Machine ry)	ActivityType(SoilMoistureCon nservationActivity/Water HarvestingActivity)	ActivityName	Unit	UnitCost( InLakhs.)	Proposed Quantity	Latitude( Deg-Min- Sec)	Longitude (Deg-Min- Sec)	TotalCost (InLacs)	Site Photo
							WasteWair	No	0.05	0			0	
							Forestry	Ha	0.1525	0.1			0.01525	
							Horticulture	Ha	0.22634	0.1			0.022634	
	1131	GodihalaUrphKademaniShivamurtheppa		155	3	Machinery	SoilMoistureConservation	TCB	Ha	0.05741	0.2	14.608	75.544	0.011482
							WasteWair	No	0.05	0			0	
							Forestry	Ha	0.1525	0			0	
							Horticulture	Ha	0.22634	0.1			0.022634	
	1132	SirigeriJamaSab		155	4	Machinery	SoilMoistureConservation	TCB	Ha	0.05741	0.28	14.608	75.544	0.0160748
							WasteWair	No	0.05	0			0	
							Forestry	Ha	0.1525	0.1			0.01525	
							Horticulture	Ha	0.22634	0.1			0.022634	
	1133	SirigeriRajeSab		155	5	Machinery	SoilMoistureConservation	TCB	Ha	0.05741	0.14	14.608	75.544	0.0080374
							WasteWair	No	0.05	0			0	
							Forestry	Ha	0.1525	0.1			0.01525	
							Horticulture	Ha	0.22634	0.1			0.022634	
	1134	BalakeriManjanagouda		155	6	Machinery	SoilMoistureConservation	TCB	Ha	0.05741	0.84	14.608	75.544	0.0482244
							WasteWair	No	0.05	0			0	
							Forestry	Ha	0.1525	0.1			0.01525	
							Horticulture	Ha	0.22634	0.1			0.022634	
	1135	GodihalaUrphKademaniShivamurtheppa		155	7	Machinery	SoilMoistureConservation	TCB	Ha	0.05741	0.18	14.608	75.544	0.0103338
							WasteWair	No	0.05	0			0	
							Forestry	Ha	0.1525	0.1			0.01525	
							Horticulture	Ha	0.22634	0.1			0.022634	
	1136	SirigeriJamaSab		155	8	Machinery	SoilMoistureConservation	TCB	Ha	0.05741	0.26	14.608	75.544	0.0149266
							WasteWair	No	0.05	0			0	
							Forestry	Ha	0.1525	0			0	
							Horticulture	Ha	0.22634	0.1			0.022634	
	1137	SirigeriRajeSab		155	9	Machinery	SoilMoistureConservation	TCB	Ha	0.05741	0.12	14.608	75.544	0.0068892
							WasteWair	No	0.05	0			0	
							Forestry	Ha	0.1525	0.1			0.01525	
							Horticulture	Ha	0.22634	0.1			0.022634	
	1138	HampaliThirthavva		161	*	Machinery	SoilMoistureConservation	TCB	Ha	0.05741	2.02	14.608	75.544	0.1159682
							WasteWair	No	0.05	0			0	
							Forestry	Ha	0.1525	0.1			0.01525	
							Horticulture	Ha	0.22634	0.1			0.022634	
	1139	MudigoudraNagaraja		162	1e	Machinery	SoilMoistureConservation	TCB	Ha	0.05741	0.3	14.608	75.544	0.017223
							WasteWair	No	0.05	0			0	
							Forestry	Ha	0.1525	0.1			0.01525	
							Horticulture	Ha	0.22634	0.1			0.022634	
	1140	MudigoudraNagaraja		162	1e	Machinery	SoilMoistureConservation	TCB	Ha	0.05741	0.29	14.608	75.544	0.0166489
							WasteWair	No	0.05	0			0	
							Forestry	Ha	0.1525	0.1			0.01525	
							Horticulture	Ha	0.22634	0.1			0.022634	
	1141	MallanagoudaraShivanagouda		162	2	Machinery	SoilMoistureConservation	TCB	Ha	0.05741	0.51	14.608	75.544	0.0292791
							WasteWair	No	0.05	0			0	
							Forestry	Ha	0.1525	0			0	
							Horticulture	Ha	0.22634	0.1			0.022634	
	1142	MudigudarNagaraja		163	1	Machinery	SoilMoistureConservation	TCB	Ha	0.05741	0.54	14.608	75.544	0.0310014
							WasteWair	No	0.05	0			0	



								Forestry	Ha	0.1525	0.1			0.01525
								Horticulture	Ha	0.22634	0.1			0.022634
	1143	Mallanagoudar Shivagauda		163	2	Machinery	SoilMoistureConservation	TCB	Ha	0.05741	0.58	14.608	75.544	0.0332978

VillageName	Farmer Code	FarmerName	Aadhar Card No	Survey Number	RateType(Manually /Machinery)	ActivityType(SoilMoistureConservationActivity/Water HarvestingActivity)	ActivityName	Unit	UnitCost(InLakhs.)	Proposed Quantity	Latitude(Deg-Min-Sec)	Longitude(Deg-Min-Sec)	TotalCost(InLacs)	Site Photo
							WasteWair	No	0.05	0			0	
							Forestry	Ha	0.1525	0.1			0.01525	
							Horticulture	Ha	0.22634	0.1			0.022634	
	1144	MallanagoudraNinganagouda		164	*	Machinery	SoilMoistureConservation	TCB	0.05741	2.49	14.608	75.544	0.1429509	
							WasteWair	No	0.05	0			0	
							Forestry	Ha	0.1525	0.1			0.01525	
							Horticulture	Ha	0.22634	0.1			0.022634	
	1145	MallanagoudraNinganagouda		164	*	Machinery	SoilMoistureConservation	TCB	0.05741	2.49	14.608	75.544	0.1429509	
							WasteWair	No	0.05	0			0	
							Forestry	Ha	0.1525	0.1			0.01525	
							Horticulture	Ha	0.22634	0.1			0.022634	
	1146	HulmaniBasavanthappaBinBasappa		165	1	Machinery	SoilMoistureConservation	TCB	0.05741	0.55	14.608	75.544	0.0315755	
							WasteWair	No	0.05	0			0	
							Forestry	Ha	0.1525	0			0	
							Horticulture	Ha	0.22634	0.1			0.022634	
	1147	HulmaniBasavanthappaBinBasappa		165	2	Machinery	SoilMoistureConservation	TCB	0.05741	0.47	14.608	75.544	0.0269827	
							WasteWair	No	0.05	0			0	
							Forestry	Ha	0.1525	0.1			0.01525	
							Horticulture	Ha	0.22634	0.1			0.022634	
	1148	KaregoudraNaganagouda		166	1	Machinery	SoilMoistureConservation	TCB	0.05741	0.29	14.608	75.544	0.0166489	
							WasteWair	No	0.05	0			0	
							Forestry	Ha	0.1525	0.1			0.01525	
							Horticulture	Ha	0.22634	0.1			0.022634	
	1149	KaregoudaKaribasanagouda		166	2	Machinery	SoilMoistureConservation	TCB	0.05741	0.6	14.608	75.544	0.034446	
							WasteWair	No	0.05	0			0	
							Forestry	Ha	0.1525	0.1			0.01525	
							Horticulture	Ha	0.22634	0.1			0.022634	
	1150	DyamanagoudarNagammaKomBasanagouda		167	1	Machinery	SoilMoistureConservation	TCB	0.05741	0.53	14.608	75.544	0.0304273	
							WasteWair	No	0.05	0			0	
							Forestry	Ha	0.1525	0.1			0.01525	
							Horticulture	Ha	0.22634	0.1			0.022634	
	1151	EmmeraHalappa		167	2	Machinery	SoilMoistureConservation	TCB	0.05741	0.6	14.608	75.544	0.034446	
							WasteWair	No	0.05	0			0	
							Forestry	Ha	0.1525	0			0	
							Horticulture	Ha	0.22634	0.1			0.022634	
	1152	EmmaraHalappa		167	2	Machinery	SoilMoistureConservation	TCB	0.05741	0.6	14.608	75.544	0.034446	
							WasteWair	No	0.05	0			0	
							Forestry	Ha	0.1525	0.1			0.01525	
							Horticulture	Ha	0.22634	0.1			0.022634	
	1153	PatilAnilBinShambhulingangouda		168	*	Machinery	SoilMoistureConservation	TCB	0.05741	0.23	14.608	75.544	0.0132043	
							WasteWair	No	0.05	0			0	
							Forestry	Ha	0.1525	0.1			0.01525	
							Horticulture	Ha	0.22634	0.1			0.022634	
	1154	BharamagoudaSannagouda		169	1	Machinery	SoilMoistureConservation	TCB	0.05741	0.13	14.608	75.544	0.0074633	
							WasteWair	No	0.05	0			0	
							Forestry	Ha	0.1525	0.1			0.01525	
							Horticulture	Ha	0.22634	0.1			0.022634	
	1155	BharmagoudaSannagouda		170	1	Machinery	SoilMoistureConservation	TCB	0.05741	0.2	14.608	75.544	0.011482	
							WasteWair	No	0.05	0			0	

								Forestry	Ha	0.1525	0.1			0.01525
								Horticulture	Ha	0.22634	0.1			0.022634
	1156	BharamagoudaSannagouda		170	2	Machinery	SoilMoistureConservation	TCB	Ha	0.05741	0.38	14.608	75.544	0.0218158

VillageName	Farmer Code	FarmerName	Aadhar Card No	Survey Number	RateType(Manually /Machinery)	ActivityType(SoilMoistureConservationActivity/Water HarvestingActivity)	ActivityName	Unit	UnitCost(InLakhs.)	Proposed Quantity	Latitude(Deg-Min-Sec)	Longitude(Deg-Min-Sec)	TotalCost(InLacs)	Site Photo
							WasteWair	No	0.05	0			0	
							Forestry	Ha	0.1525	0			0	
							Horticulture	Ha	0.22634	0.1			0.022634	
	1157	SadhanagoudaPatil		171	*	Machinery	SoilMoistureConservation	TCB	Ha	0.05741	0.6	14.608	75.544	0.034446
							WasteWair	No	0.05	0			0	
							Forestry	Ha	0.1525	0.1			0.01525	
							Horticulture	Ha	0.22634	0.1			0.022634	
	1158	PatilShivanagoudaAdivappagouda		172	1	Machinery	SoilMoistureConservation	TCB	Ha	0.05741	0.93	14.608	75.544	0.0533913
							WasteWair	No	0.05	0			0	
							Forestry	Ha	0.1525	0.1			0.01525	
							Horticulture	Ha	0.22634	0.1			0.022634	
	1159	DyamanagoudaRudragouda		172	2	Machinery	SoilMoistureConservation	TCB	Ha	0.05741	1.07	14.608	75.544	0.0614287
							WasteWair	No	0.05	0			0	
							Forestry	Ha	0.1525	0.1			0.01525	
							Horticulture	Ha	0.22634	0.1			0.022634	
	1160	DyamanagoudaRudragouda		172	2	Machinery	SoilMoistureConservation	TCB	Ha	0.05741	1.07	14.608	75.544	0.0614287
							WasteWair	No	0.05	0			0	
							Forestry	Ha	0.1525	0.1			0.01525	
							Horticulture	Ha	0.22634	0.1			0.022634	
	1161	HulmaniBasavantappaBinBasappa		174	1+2	Machinery	SoilMoistureConservation	TCB	Ha	0.05741	0.48	14.608	75.544	0.0275568
							WasteWair	No	0.05	0			0	
							Forestry	Ha	0.1525	0			0	
							Horticulture	Ha	0.22634	0.1			0.022634	
	1162	BasanagoudaRamanagouda		174	1+2	Machinery	SoilMoistureConservation	TCB	Ha	0.05741	0.17	14.608	75.544	0.0097597
							WasteWair	No	0.05	0			0	
							Forestry	Ha	0.1525	0.1			0.01525	
							Horticulture	Ha	0.22634	0.1			0.022634	
	1163	HulmaniBasavantappaBinBasappa		174	3	Machinery	SoilMoistureConservation	TCB	Ha	0.05741	0.61	14.608	75.544	0.0350201
							WasteWair	No	0.05	0			0	
							Forestry	Ha	0.1525	0.1			0.01525	
							Horticulture	Ha	0.22634	0.1			0.022634	
	1164	SumitraKomGuddanagoudaMallangouda		175	*	Machinery	SoilMoistureConservation	TCB	Ha	0.05741	4.11	14.608	75.544	0.2359551
							WasteWair	No	0.05	0			0	
							Forestry	Ha	0.1525	0.1			0.01525	
							Horticulture	Ha	0.22634	0.1			0.022634	
	1165	BelakeriShanthavva		176	2	Machinery	SoilMoistureConservation	TCB	Ha	0.05741	0.32	14.608	75.544	0.0183712
							WasteWair	No	0.05	0			0	
							Forestry	Ha	0.1525	0.1			0.01525	
							Horticulture	Ha	0.22634	0.1			0.022634	
	1166	LinganagoudaTandeChikkanagoudaDyamanagouda		176	3	Machinery	SoilMoistureConservation	TCB	Ha	0.05741	0.38	14.608	75.544	0.0218158
							WasteWair	No	0.05	0			0	
							Forestry	Ha	0.1525	0			0	
							Horticulture	Ha	0.22634	0.1			0.022634	
	1167	SankannanavaraLakshmvavaKomGuddappa		177	1	Machinery	SoilMoistureConservation	TCB	Ha	0.05741	0.07	14.608	75.544	0.0040187
							WasteWair	No	0.05	0			0	
							Forestry	Ha	0.1525	0.1			0.01525	
							Horticulture	Ha	0.22634	0.1			0.022634	
	1168	BharamagoudraSannagouda		177	2	Machinery	SoilMoistureConservation	TCB	Ha	0.05741	0.05	14.608	75.544	0.0028705
							WasteWair	No	0.05	0			0	

								Forestry	Ha	0.1525	0.1			0.01525
								Horticulture	Ha	0.22634	0.1			0.022634
	1169	SadhanadhagoudaPatil		177	3	Machinery	SoilMoistureConservation	TCB	Ha	0.05741	0.07	14.608	75.544	0.0040187

VillageName	Farmer Code	FarmerName	Aadhar Card No	Survey Number	RateType (Manually/Machinery)	ActivityType(SoilMoisture ConservationActivity/WaterHarvestingActivity)	ActivityName	Unit	UnitCost(InLakhs.)	Proposed Quantity	Latitude (Deg-Min-Sec)	Longitude (Deg-Min-Sec)	TotalCost (InLacs)	Site Photo
							WasteWair	No	0.05	0			0	
							Forestry	Ha	0.1525	0.1			0.01525	
							Horticulture	Ha	0.22634	0.1			0.022634	
	1170	SankannavarLakshmavvaKomGuddappa		178	1	Machinery	SoilMoistureConservation	TCB	Ha	0.05741	0.26	14.608	75.544	0.0149266
							WasteWair	No	0.05	0			0	
							Forestry	Ha	0.1525	0.1			0.01525	
							Horticulture	Ha	0.22634	0.1			0.022634	
	1171	SankannavarLakshmavvaKomGuddappa		178	2	Machinery	SoilMoistureConservation	TCB	Ha	0.05741	0.35	14.608	75.544	0.0200935
							WasteWair	No	0.05	0			0	
							Forestry	Ha	0.1525	0			0	
							Horticulture	Ha	0.22634	0.1			0.022634	
	1172	HurakadiGuddappa		179	1	Machinery	SoilMoistureConservation	TCB	Ha	0.05741	0.67	14.608	75.544	0.0384647
							WasteWair	No	0.05	0			0	
							Forestry	Ha	0.1525	0.1			0.01525	
							Horticulture	Ha	0.22634	0.1			0.022634	
	1173	GolappanavaraUrphYaleholiMaligeppa		179	2	Machinery	SoilMoistureConservation	TCB	Ha	0.05741	0.41	14.608	75.544	0.0235381
							WasteWair	No	0.05	0			0	
							Forestry	Ha	0.1525	0.1			0.01525	
							Horticulture	Ha	0.22634	0.1			0.022634	
	1174	HurakadiUmeshappa		180	1+2+3+	Machinery	SoilMoistureConservation	TCB	Ha	0.05741	0.5	14.608	75.544	0.028705
							WasteWair	No	0.05	0			0	
							Forestry	Ha	0.1525	0.1			0.01525	
							Horticulture	Ha	0.22634	0.1			0.022634	
	1175	HurkadiGuddappa		180	4	Machinery	SoilMoistureConservation	TCB	Ha	0.05741	0.5	14.608	75.544	0.028705
							WasteWair	No	0.05	0			0	
							Forestry	Ha	0.1525	0.1			0.01525	
							Horticulture	Ha	0.22634	0.1			0.022634	
	1176	DyamanagoudaNagammaKomBasanagouda		181	*	Machinery	SoilMoistureConservation	TCB	Ha	0.05741	0.49	14.608	75.544	0.0281309
							WasteWair	No	0.05	0			0	
							Forestry	Ha	0.1525	0.1			0.01525	
							Horticulture	Ha	0.22634	0.1			0.022634	

#### 4. Net Planning and Project Activities

##### [Chapter-IV] 4.4 Details of Proposed Soil Moisture Conservation and Water Harvesting Activities

Village Name	Farmer Code	Farmer Name	Aadhar Card No	Survey Number	Rate Type (Manually / Machinery)	Activity Type (Soil Moisture Conservation Activity / Water Harvesting Activity)	Activity Name	Unit	Unit Cost (In Lakhs.)	Proposed Quantity	Latitude (Deg-Min-Sec)	Longitude (Deg-Min-Sec)	Total Cost (In Lacs)	Site Photo
Joisarahalli	545	Banakar Basavaraj		247	1e+2	Machinery	Soil Moisture Conservation	TCB	Ha	0.05741	1.200	14.585	75.546	0.069
4D4C5G1b							Waste Weir	No	0.050	1				0.050
						Manually	Forestry	Ha	0.1525	1.000				0.153
						Manually	Horticulture	Ha	0.22634	0.500				0.113
	546	Banakar Appuraja Bin Chandrappa Tayi Lalitavva		247	1e+2	Machinery	Soil Moisture Conservation	TCB	Ha	0.05741	0.510	14.585	75.546	0.029
							Waste Weir	No	0.050	0				0.000
						Manually	Forestry	Ha	0.1525	1.000				0.153
						Manually	Horticulture	Ha	0.22634	1.000				0.226
	547	Muddappalavara Karabasappa Bin Mahadevappa		247	1e+2	Machinery	Soil Moisture Conservation	TCB	Ha	0.05741	0.740	14.585	75.546	0.042
							Waste Weir	No	0.050	1				0.050
						Manually	Forestry	Ha	0.1525	2.000				0.305
						Manually	Horticulture	Ha	0.22634	1.000				0.226
	548	Mruthyunjaya Tande Gulappa Muddappanavar		247	3e+2	Machinery	Soil Moisture Conservation	TCB	Ha	0.05741	0.860	14.585	75.546	0.049
							Waste Weir	No	0.050	1				0.050
						Manually	Forestry	Ha	0.1525	2.000				0.305
						Manually	Horticulture	Ha	0.22634	1.000				0.226
	549	Muddappanavar Honnavva		247	3e+2	Machinery	Soil Moisture Conservation	TCB	Ha	0.05741	0.850	14.585	75.546	0.049
							Waste Weir	No	0.050	1				0.050
						Manually	Forestry	Ha	0.1525	0.800				0.122
						Manually	Horticulture	Ha	0.22634	0.500				0.113
	550	Mudeppanavara Jayappa		247	4e+2	Machinery	Soil Moisture Conservation	TCB	Ha	0.05741	1.850	14.585	75.546	0.106
							Waste Weir	No	0.050	0				0.000
						Manually	Forestry	Ha	0.1525	2.000				0.305
						Manually	Horticulture	Ha	0.22634	1.000				0.226
	551	Banakar Appuraja Bin Chandrappa Tayi Lalitavva		247	1e+2	Machinery	Soil Moisture Conservation	TCB	Ha	0.05741	0.510	14.585	75.546	0.029
							Waste Weir	No	0.050	3				0.150
						Manually	Forestry	Ha	0.1525	1.000				0.153
						Manually	Horticulture	Ha	0.22634	0.200				0.045

	552	Mudeppanavarthirkappa		247	5	Machinery	SoilMoistureConservation	TCB	Ha	0.05741	1.750	14.585	75.546	0.100
								WasteWeir	No	0.050	1			0.050
						Manually		Forestry	Ha	0.1525	2.000			0.305
						Manually		Horticulture	Ha	0.22634	1.000			0.226



VillageName	Farmer Code	FarmerName	Aadhar Card No	Survey Number	RateType(Manually /Machine ry)	ActivityType(SoilMoistureConservationActivity/Water HarvestingActivity)	ActivityName	Unit	UnitCost(InLakhs.)	Proposed Quantity	Latitude(Deg-Min-Sec)	Longitude (Deg-Min-Sec)	TotalCost (InLacs)	Site Photo
	553	BanakarAppurajBinChandrappaTayiLalithavva		247	4	Machinery	SoilMoistureConservation	TCB	Ha	0.05741	0.800	14.585	75.546	0.046
								WasteWeir	No	0.050	1			0.050
						Manually		Forestry	Ha	0.1525	0.500			0.076
						Manually		Horticulture	Ha	0.22634	0.300			0.068
	554	PatilBasanagouda		248	1e9	Machinery	SoilMoistureConservation	TCB	Ha	0.05741	0.690	14.585	75.546	0.040
								WasteWeir	No	0.050	1			0.050
						Manually		Forestry	Ha	0.1525	0.500			0.076
						Manually		Horticulture	Ha	0.22634	0.300			0.068
	555	BanakarBasavarajBinChandrappa		248	10	Machinery	SoilMoistureConservation	TCB	Ha	0.05741	1.280	14.585	75.546	0.073
								WasteWeir	No	0.050	1			0.050
						Manually		Forestry	Ha	0.1525	0.500			0.076
						Manually		Horticulture	Ha	0.22634	0.300			0.068
	556	ChannagoudaKaregouda		248	11	Machinery	SoilMoistureConservation	TCB	Ha	0.05741	0.350	14.585	75.546	0.020
								WasteWeir	No	0.050	0			0.000
						Manually		Forestry	Ha	0.1525	0.300			0.046
						Manually		Horticulture	Ha	0.22634	0.200			0.045
	557	ChannagoudaKallanagouda		248	12	Machinery	SoilMoistureConservation	TCB	Ha	0.05741	0.390	14.585	75.546	0.022
								WasteWeir	No	0.050	0			0.000
						Manually		Forestry	Ha	0.1525	0.300			0.046
						Manually		Horticulture	Ha	0.22634	0.200			0.045
	558	Channagouda Guranagouda		248	13	Machinery	SoilMoistureConservation	TCB	Ha	0.05741	0.540	14.585	75.546	0.031
								WasteWeir	No	0.050	0			0.000
						Manually		Forestry	Ha	0.1525	1.000			0.153
						Manually		Horticulture	Ha	0.22634	1.000			0.226
	559	HiregoudaHanumanthappaBinChannabasappa		248	1f	Machinery	SoilMoistureConservation	TCB	Ha	0.05741	0.400	14.585	75.546	0.023
								WasteWeir	No	0.050	0			0.000
						Manually		Forestry	Ha	0.1525	0.500			0.076
						Manually		Horticulture	Ha	0.22634	0.300			0.068
	560	HiregoudaHanumanthappabinChannabasappa		248	1z3	Machinery	SoilMoistureConservation	TCB	Ha	0.05741	0.250	14.585	75.546	0.014
								WasteWeir	No	0.050	0			0.000
						Manually		Forestry	Ha	0.1525	0.200			0.031
						Manually		Horticulture	Ha	0.22634	0.000			0.000
	561	ChennagoudaKannagouda		248	2	Machinery	SoilMoistureConservation	TCB	Ha	0.05741	1.600	14.585	75.546	0.092
								WasteWeir	No	0.050	1			0.050
						Manually		Forestry	Ha	0.1525	1.000			0.153
						Manually		Horticulture	Ha	0.22634	1.000			0.226

VillageName	Farmer Code	FarmerName	Aadhar Card No	Survey Number	RateType (Manually/Machinery)	ActivityType(SoilMoisture ConservationActivity/WaterHarvestingActivity)	ActivityName	Unit	UnitCost(InLakhs.)	Proposed Quantity	Latitude (Deg-Min-Sec)	Longitude (Deg-Min-Sec)	TotalCost (InLacs)	Site Photo
	562	HiregoudaChandrashekarabinChannapasappa	248	3	Machinery	SoilMoistureConservation	TCB	Ha	0.05741	0.320	14.585	75.546	0.018	
							WasteWeir	No	0.050	0			0.000	
					Manually		Forestry	Ha	0.1525	0.300			0.046	
					Manually		Horticulture	Ha	0.22634	0.000			0.000	
	563	HiregoudaHanumanthappaBinChannapasappa	248	4	Machinery	SoilMoistureConservation	TCB	Ha	0.05741	0.400	14.585	75.546	0.023	
							WasteWeir	No	0.050	0			0.000	
					Manually		Forestry	Ha	0.1525	1.000			0.153	
					Manually		Horticulture	Ha	0.22634	0.000			0.000	
	564	HiregoudaChandrashekarabinChannapasappa	248	5	Machinery	SoilMoistureConservation	TCB	Ha	0.05741	0.400	14.585	75.546	0.023	
							WasteWeir	No	0.050	0			0.000	
					Manually		Forestry	Ha	0.1525	1.000			0.153	
					Manually		Horticulture	Ha	0.22634	0.000			0.000	
	565	HiregoudaChandrashekarabinChannapasappa	248	6	Machinery	SoilMoistureConservation	TCB	Ha	0.05741	0.320	14.585	75.546	0.018	
							WasteWeir	No	0.050	0			0.000	
					Manually		Forestry	Ha	0.1525	0.200			0.031	
					Manually		Horticulture	Ha	0.22634	0.000			0.000	
	566	HiregoudaHanumanthappaBinChannapasappa	248	7	Machinery	SoilMoistureConservation	TCB	Ha	0.05741	0.400	14.585	75.546	0.023	
							WasteWeir	No	0.050	0			0.000	
					Manually		Forestry	Ha	0.1525	1.000			0.153	
					Manually		Horticulture	Ha	0.22634	0.000			0.000	
	567	HiregoudaChandrashekarabinChannapasappa	248	8	Machinery	SoilMoistureConservation	TCB	Ha	0.05741	0.400	14.585	75.546	0.023	
							WasteWeir	No	0.050	0			0.000	
					Manually		Forestry	Ha	0.1525	0.300			0.046	
					Manually		Horticulture	Ha	0.22634	0.200			0.045	
	568	PatilKategouda	248	9	Machinery	SoilMoistureConservation	TCB	Ha	0.05741	0.800	14.585	75.546	0.046	
							WasteWeir	No	0.050	0			0.000	
					Manually		Forestry	Ha	0.1525	1.000			0.153	
					Manually		Horticulture	Ha	0.22634	0.500			0.113	
	569	PujaraMalishanthappabinChanabasappa	249	1e9	Machinery	SoilMoistureConservation	TCB	Ha	0.05741	0.800	14.585	75.546	0.046	
							WasteWeir	No	0.050	1			0.050	
					Manually		Forestry	Ha	0.1525	1.000			0.153	
					Manually		Horticulture	Ha	0.22634	0.500			0.113	
	570	MuddemmanavarGadigeppa	249	1e2	Machinery	SoilMoistureConservation	TCB	Ha	0.05741	0.670	14.585	75.546	0.038	
							WasteWeir	No	0.050	1			0.050	
					Manually		Forestry	Ha	0.1525	1.000			0.153	
					Manually		Horticulture	Ha	0.22634	0.500			0.113	
	571	ThalavaraBharamavvaKomHanumanthappa	249	1e2	Machinery	SoilMoistureConservation	TCB	Ha	0.05741	0.680	14.585	75.546	0.039	
							WasteWeir	No	0.050	1			0.050	
					Manually		Forestry	Ha	0.1525	1.000			0.153	
					Manually		Horticulture	Ha	0.22634	0.500			0.113	
	572	MuddappalavaraParameshappa	249	3e9	Machinery	SoilMoistureConservation	TCB	Ha	0.05741	0.720	14.585	75.546	0.041	
							WasteWeir	No	0.050	1			0.050	
					Manually		Forestry	Ha	0.1525	1.000			0.153	
					Manually		Horticulture	Ha	0.22634	0.500			0.113	
	573	DeepaNilaganti	249	3e9	Machinery	SoilMoistureConservation	TCB	Ha	0.05741	0.750	14.585	75.546	0.043	
							WasteWeir	No	0.050	1			0.050	
					Manually		Forestry	Ha	0.1525	0.800			0.122	
					Manually		Horticulture	Ha	0.22634	0.500			0.113	

	574	MuddappalavaraShankrappa		249	3௧	Machinery	SoilMoistureConservation	TCB	Ha	0.05741	0.750	14.585	75.546	0.043
								WasteWeir	No	0.050	1			0.050

VillageName	Farmer Code	FarmerName	Aadhar Card No	Survey Number	RateType(Manually /Machinery)	ActivityType(SoilMoistureConservationActivity/WaterHarvestingActivity)	ActivityName	Unit	UnitCost(InLakhs.)	Proposed Quantity	Latitude(Deg-Min-Sec)	Longitude (Deg-Min-Sec)	TotalCost (InLacs)	Site Photo
					Manually		Forestry	Ha	0.1525	0.500			0.076	
					Manually		Horticulture	Ha	0.22634	0.300			0.068	
	575	MuddappalavaraMaheshappa		249	323	Machinery	SoilMoistureConservation	TCB	Ha	0.05741	0.730	14.585	75.546	0.042
							WasteWeir	No	0.050	1			0.050	
					Manually		Forestry	Ha	0.1525	0.500			0.076	
					Manually		Horticulture	Ha	0.22634	0.300			0.068	
	576	MuddappalavaraRathnavva		249	2	Machinery	SoilMoistureConservation	TCB	Ha	0.05741	2.920	14.585	75.546	0.168
							WasteWeir	No	0.050	3			0.150	
						WaterHarvestingActivity	FARMPOND	No	1.04	1.000			1.040	
					Manually		Forestry	Ha	0.1525	2.000			0.305	
					Manually		Horticulture	Ha	0.22634	1.000			0.226	
	578	MuddeManavaraGadigeppaBinBasavanneppa		249	4	Machinery	SoilMoistureConservation	TCB	Ha	0.057	0.54	14.585	75.546	0.031
							WasteWeir	No	0.05	1.000			0.050	
					Manually		Forestry	Ha	0.1525	0.500			0.076	
					Manually		Horticulture	Ha	0.22634	0.300			0.068	
	579	HosangadiShivanandappaSomappa		250	129	Machinery	SoilMoistureConservation	TCB	Ha	0.057	2	14.585	75.546	0.115
							WasteWeir	No	0.05	2.000			0.100	
					Manually		Forestry	Ha	0.1525	2.000			0.305	
					Manually		Horticulture	Ha	0.22634	1.000			0.226	
	580	NethravathikomNageshaYaligara		250	128	Machinery	SoilMoistureConservation	TCB	Ha	0.057	0.4	14.585	75.546	0.023
							WasteWeir	No	0.05	1.000			0.050	
					Manually		Forestry	Ha	0.1525	0.500			0.076	
					Manually		Horticulture	Ha	0.22634	0.000			0.000	
	581	SubhashchandraBasavanneppaYaleholi		250	128	Machinery	SoilMoistureConservation	TCB	Ha	0.057	0.4	14.585	75.546	0.023
							WasteWeir	No	0.05	0.000			0.000	
					Manually		Forestry	Ha	0.1525	0.500			0.076	
					Manually		Horticulture	Ha	0.22634	0.300			0.068	
	582	SubhashchandraBasavanneppaYaleholi		250	129	Machinery	SoilMoistureConservation	TCB	Ha	0.057	1.2	14.585	75.546	0.069
							WasteWeir	No	0.05	1.000			0.050	
					Manually		Forestry	Ha	0.1525	0.500			0.076	
					Manually		Horticulture	Ha	0.22634	0.300			0.068	
	583	MuddappalavaraGadigeppa		250	2	Machinery	SoilMoistureConservation	TCB	Ha	0.057	2.22	14.585	75.546	0.127
							WasteWeir	No	0.05	3.000			0.150	
						WaterHarvestingActivity	FARMPOND	No	1.04	1.000			1.040	
					Manually		Forestry	Ha	0.1525	0.500			0.076	
					Manually		Horticulture	Ha	0.226	0.3			0.068	
	584	MuddappalavaraShankrappa		250	2	Machinery	SoilMoistureConservation	TCB	Ha	0.05741	1.600	14.585	75.546	0.092
							WasteWeir	No	0.05	2.000			0.100	
					Manually		Forestry	Ha	0.1525	2.000			0.305	
					Manually		Horticulture	Ha	0.226	1			0.226	
	585	MuddappalavaraShankrappa		250	2	Machinery	SoilMoistureConservation	TCB	Ha	0.05741	1.600	14.585	75.546	0.092
							WasteWeir	No	0.05	2.000			0.100	
					Manually		Forestry	Ha	0.1525	2.000			0.305	
					Manually		Horticulture	Ha	0.226	1			0.226	
	586	ManjappaThandeSiddappaMuddeManavara		251	1	Machinery	SoilMoistureConservation	TCB	Ha	0.05741	1.360	14.585	75.546	0.078
							WasteWeir	No	0.05	2.000			0.100	
					Manually		Forestry	Ha	0.1525	2.000			0.305	
					Manually		Horticulture	Ha	0.226	1			0.226	

VillageName	Farmer Code	FarmerName	Aadhar Card No	Survey Number	RateType(Manually /Machine ry)	ActivityType(SoilMoistureConservationActivity/Water HarvestingActivity)	ActivityName	Unit	UnitCost(InLakhs.)	Proposed Quantity	Latitude(Deg-Min-Sec)	Longitude (Deg-Min-Sec)	TotalCost (InLacs)	Site Photo
	587	MuddeManavaraSuresha		251	2	Machinery	SoilMoistureConservation	TCB	Ha	0.05741	1.350	14.585	75.546	0.078
							WasteWeir	No	0.05	2.000				0.100
						Manually	Forestry	Ha	0.1525	1.000				0.153
						Manually	Horticulture	Ha	0.226	1				0.226
	588	MuddeManavaraUmeshabinChannabasappa		251	2	Machinery	SoilMoistureConservation	TCB	Ha	0.05741	1.670	14.585	75.546	0.096
							WasteWeir	No	0.05	2.000				0.100
						Manually	Forestry	Ha	0.1525	1.000				0.153
						Manually	Horticulture	Ha	0.226	0.8				0.181
	589	BasavarajaS/o.SiddappaMuddeManavara		251	3	Machinery	SoilMoistureConservation	TCB	Ha	0.05741	1.880	14.585	75.546	0.108
							WasteWeir	No	0.05	2.000				0.100
						Manually	Forestry	Ha	0.1525	2.000				0.305
						Manually	Horticulture	Ha	0.226	1				0.226
	590	MuddeManavaraMarishanthappabinHolebasappa		252	1	Machinery	SoilMoistureConservation	TCB	Ha	0.05741	1.160	14.585	75.546	0.067
							WasteWeir	No	0.05	2.000				0.100
						Manually	Forestry	Ha	0.1525	1.000				0.153
						Manually	Horticulture	Ha	0.226	1				0.226
	591	Channagaudra		252	2	Machinery	SoilMoistureConservation	TCB	Ha	0.05741	1.280	14.585	75.546	0.073
							WasteWeir	No	0.05	2.000				0.100
						Manually	Forestry	Ha	0.1525	1.000				0.153
						Manually	Horticulture	Ha	0.226	1				0.226
	592	MuddeManavaraShankrappabinGurusiddappa		252	3	Machinery	SoilMoistureConservation	TCB	Ha	0.05741	2.480	14.585	75.546	0.142
							WasteWeir	No	0.05	3.000				0.150
							WaterHarvestingActivity	FARMPOND	No	1.04	1.000			1.040
						Manually	Forestry	Ha	0.153	1				0.153
						Manually	Horticulture	Ha	0.22634	1.000				0.226
	593	ChannagaudraGurushantagouda		252	4	Machinery	SoilMoistureConservation	TCB	Ha	0.05741	1.240	14.585	75.546	0.071
							WasteWeir	No	0.05	1.000				0.050
						Manually	Forestry	Ha	0.153	1				0.153
						Manually	Horticulture	Ha	0.22634	1.000				0.226
	594	MuddeManavaraManjappabinMarishanthappa		252	5	Machinery	SoilMoistureConservation	TCB	Ha	0.05741	1.600	14.585	75.546	0.092
							WasteWeir	No	0.05	2.000				0.100
						Manually	Forestry	Ha	0.153	2				0.305
						Manually	Horticulture	Ha	0.22634	1.000				0.226
	595	PatilaSiddanagouda		253	1	Machinery	SoilMoistureConservation	TCB	Ha	0.05741	2.640	14.585	75.546	0.152
							WasteWeir	No	0.05	2.000				0.100
							WaterHarvestingActivity	FARMPOND	No	1.040	1			1.040
						Manually	Forestry	Ha	0.1525	2.000				0.305
						Manually	Horticulture	Ha	0.22634	0.500				0.113
	596	MuddeManavaraDyavanagouda		253	2	Machinery	SoilMoistureConservation	TCB	Ha	0.05741	0.340	14.585	75.546	0.020
							WasteWeir	No	0.050	0				0.000
						Manually	Forestry	Ha	0.1525	0.500				0.076
						Manually	Horticulture	Ha	0.22634	0.000				0.000
	597	MuddeManavaraDyanagouda		253	3	Machinery	SoilMoistureConservation	TCB	Ha	0.05741	0.500	14.585	75.546	0.029
							WasteWeir	No	0.050	0				0.000
						Manually	Forestry	Ha	0.1525	0.500				0.076
						Manually	Horticulture	Ha	0.22634	0.300				0.068
	598	KambaliSiddappa		253	4	Machinery	SoilMoistureConservation	TCB	Ha	0.05741	1.350	14.585	75.546	0.078
							WasteWeir	No	0.050	2				0.100

					Manually		Forestry	Ha	0.1525	1.000		0.153	
--	--	--	--	--	----------	--	----------	----	--------	-------	--	-------	--

VillageName	Farmer Code	FarmerName	Aadhar Card No	Survey Number	RateType(Manually /Machinery)	ActivityType(SoilMoistureConservationActivity/Water HarvestingActivity)	ActivityName	Unit	UnitCost(InLakhs.)	Proposed Quantity	Latitude(Deg-Min-Sec)	Longitude (Deg-Min-Sec)	TotalCost (InLacs)	Site Photo
					Manually		Horticulture	Ha	0.22634	0.000			0.000	
	599	KambaliBeerappa		253	5	Machinery	SoilMoistureConservation	TCB	Ha	0.05741	0.980	14.585	75.546	0.056
							WasteWeir	No	0.050	1			0.050	
						Manually	Forestry	Ha	0.1525	0.500			0.076	
						Manually	Horticulture	Ha	0.22634	0.300			0.068	
	600	KambaliRamappa		253	6	Machinery	SoilMoistureConservation	TCB	Ha	0.05741	0.820	14.585	75.546	0.047
							WasteWeir	No	0.050	1			0.050	
						Manually	Forestry	Ha	0.1525	0.100			0.015	
						Manually	Horticulture	Ha	0.22634	0.200			0.045	
	601	MasanagiShambhu		7	1	Machinery	SoilMoistureConservation	TCB	Ha	0.05741	1.350	14.585	75.546	0.078
							WasteWeir	No	0.050	1			0.050	
						Manually	Forestry	Ha	0.1525	0.400			0.061	
						Manually	Horticulture	Ha	0.22634	0.000			0.000	
	602	MasanagiParameshappabinMudakappa		7	2	Machinery	SoilMoistureConservation	TCB	Ha	0.05741	1.030	14.585	75.546	0.059
							WasteWeir	No	0.050	1			0.050	
						Manually	Forestry	Ha	0.1525	0.200			0.031	
						Manually	Horticulture	Ha	0.22634	0.000			0.000	
	603	MasanagiAjjappa		7	3	Machinery	SoilMoistureConservation	TCB	Ha	0.05741	0.960	14.585	75.546	0.055
							WasteWeir	No	0.050	1			0.050	
						Manually	Forestry	Ha	0.1525	0.200			0.031	
						Manually	Horticulture	Ha	0.22634	0.000			0.000	
	604	MasanagiAjjappa		7	3	Machinery	SoilMoistureConservation	TCB	Ha	0.05741	0.200	14.585	75.546	0.011
							WasteWeir	No	0.050	1			0.050	
						Manually	Forestry	Ha	0.15	0.2			0.031	
						Manually	Horticulture	Ha	0.22634	0.000			0.000	
	605	MasanagiAjjappa		7	3	Machinery	SoilMoistureConservation	TCB	Ha	0.05741	1.040	14.585	75.546	0.060
							WasteWeir	No	0.05	1.000			0.050	
						Manually	Forestry	Ha	0.153	0.2			0.031	
						Manually	Horticulture	Ha	0.23	0			0.000	
	606	MasanagiGurusantavvakomNagappa		7	4	Machinery	SoilMoistureConservation	TCB	Ha	0.05741	1.130	14.585	75.546	0.065
							WasteWeir	No	0.05	2.000			0.100	
						Manually	Forestry	Ha	0.1525	0.200			0.031	
						Manually	Horticulture	Ha	0.226	0			0.000	
	607	MasanagilravvakomDevendrappaPurvakke		7	5	Machinery	SoilMoistureConservation	TCB	Ha	0.05741	1.130	14.585	75.546	0.065
							WasteWeir	No	0.05	2.000			0.100	
						Manually	Forestry	Ha	0.1525	0.300			0.046	
						Manually	Horticulture	Ha	0.226	0			0.000	

#### 4.NetPlanningandProjectactivities

Rsinlakhs

#### Itisforallreaches(upper,middleandlower)andalsoforPrivate,Commonanddraingelineareas

[Chapter-IV]4.1 ,4.1ABaseline Data -Village wise SurveyNumbers &Farmerwise SurveyNumbers

MICROCODE	NameofFarmer	Farmer Code	SurveyNo
ASUNDI	hulmaninandīśvara		83 1
4D4C2G1c	hulmanisuśīlakōmīśvarappa		83 2
	rōhitamallikārjunahulmani.		83 3
	karēgauḍrasunandākōmvīranagauḍa		84 1
	chatradajayaśrīkōmhālappa		84 1
	Negaḷūraśivānandappa		84 2A
	negaḷūraśivānandappa		84 2
	negaḷūra śivānandappa		84 2
	mallāḍadabasavarāja		85 2
	mallāḍadabasavarāja		85 2
	Halagērihanumantappa		104 1
	basappa.Tandeśivappa.Baṇakāra.		104 2
	Vaḍeyanapuracinnam'makōmīcannabasappa		105 *
	Maḍivāḷarayallappabinrudrappa		106 2
	kerūḍīśvarappa		106 3
	kerūḍīśvarappa		106 4
	negaḷūravāgīśa		107 1
	vaḍēnapūracanabasappa		107 2A
	Negaḷūrabasavarāja		107 2B
	negaḷūrabasavarāja		107 2B
	hittalamanigauravva		107 3A
	kumbāraurphacakrasālibhairappa		108 3
	piṇṇāramallikasāba		108 4
	kambaḷiduragam'ma		108 5
	billaḷīismāyīśābabinabdulsāba		108 6
	Nīramaṇemahēśappa		108 7
	hulmanimaṇjunātha		109 1
	hulmaniśāntavva		109 2



MICROCODE	NameofFarmer	Farmer Code	SurveyNo
	hulmaninandīśvara		109 3
	chatradahanumantappa		110 1A+1B
	negaḷūramallikārjuna		110 2
	munigōḷaīśvarappa		110 3
	mallikārjuna.Dattakatandecanabasappa.Negaḷūra..		110 4
	Śivappabasappanegaḷūra.		110 5
	Negaḷūraparamēśvarappa		110 6
	negaḷūrudodḍabasappa		110 7
	munigōḷaīśvarappa		110 8
	Negaḷūrabasavarāja		110 9+10
	negaḷūrabasavarāja		110 9+10
	chatradahanumantappa		111 1᳚
	mūlimanikarabasappa		111 1᳛
	mūlimaniśekhappa		111 2᳛+2A
	mūlimanihālappa		111 1᳜
	chatradahanumantappa		111 1᳚
	mūlimanikarabasappa		111 1᳛
	mūlimaniśekhappa		111 2᳛+2A
	Chatradabasavarāja		112 1
	chatradabasavarāja		112 1
	vālikārabasappa		112 2
	vālikāraurphśiddappanavarāśivanāgappabinbasappa		112 3
	vālikāraurphśiddappanavararāmappabinbasappa		112 4
	doḍḍabūdihāḷagaṇēśabintirakappa		114 1
	doḍḍabūdihāḷagaṇēśabintirakappa		114 2
	būdihāḷaniṅgappabincannabasappa		114 3+5
	būdihāḷaniṅgappabincannabasappa		114 4
	chatradabasavarāja		114 6
	Rāmappatandebasappavālikāraurphśiddappanavara.		114 8
	Rāmappatandebasappavālikāraurphśiddappanavara.		114 8
	Doḍḍabūdihāḷayallappa		114 9+10+1
	doḍḍabūdihāḷayallappa		114 9+10+1

MICROCODE	NameofFarmer	Farmer Code	SurveyNo
	piṅārakhādarabi		114 9+10+1
	godmem'mi paramēśvarappa		115 1+4
	nelogalmahadēvappa		115 2+5A
	nelogalmahadēvappa		115 2+5A
	śiddappanavarānāgappa		115 3
	canabasappatandekariyappapārvati.		115 5B
	Śiddappanavarucanabasappa		116 1
	negaḷūrapakkīrasāba		116 2
	Negaḷūramardānasāba		116 2
	negaḷūra mahabūbasāba		116 2
	pattārasōmaṅṅa		117 1A+1B+
	pattāramaunēśabinkāḷappa		117 2+3
	pattāravīnāyakabinsubhāsa		117 4
	pattāravīrabhadrapabinkāḷappa		117 5
	pattāraveṅkaṅṅabinkāḷappa		117 6
	vālikārabasappa		118 1
	kāḷappanavarabharamappa		118 2
	vālikāraurphśiddappanavaracanabasappabinbasappa		118 3
	vālikāraurphśiddappanavararāmappabinbasappa		118 4
	Negaḷūrapakkīrasāba		119 1
	būdhīhāḷadiḷḷepabinbharamappa		119 10
	būdhīhāḷacauḍappa		119 11
	haṭṭihōrikubērappa		119 2
	būdhīhāḷadiḷḷepabinbharamappa		119 3
	bhūdhīhāḷabasavaṅṅappa		119 4
	bhūdhīhāḷabīrappa		119 4+5+6+
	bhūdhīhāḷabasavaṅṅappa		119 6
	bhūdhīhāḷahēmappa		119 7+8
	Būdhīhāḷacauḍappa		119 9
	kāṭēnallīparamēśvarappa		120 1A
	hittalamanigauravva		120 1B
	hittalamanikṣmaṅṅamukappa		120 1E

MICROCODE	NameofFarmer	Farmer Code	SurveyNo
	kerūḍiīśvarappa		120 2
	būdhāśiddappa		121 ೉
	būdhāśivaputrappa		121 ೉
	būdhāḷacaḍappa		121 ೙
	būdhāḷaṣaṇmukhappa		121 ೞ
	pāṭilaliṅganagaḍa		122 1
	kerūḍivīrupāṣēppa		122 2
	pāṭiḷaśaṅkaragaḍa		122 3
	Būdhāḷahanumantappa <sup>2)</sup>		123 1೉+1
	koppadakoṭrayya		123 2
	koppadacanabasayyabinīrayyaasadāratāyibasavva		123 3A
	kariyappa.Tandepuṭṭappa.Īraṇṇanavaraurphahosamani..		123 3B
	Koppadakarabasayya		123 3D+3E
	dilleppa.Tandepuṭṭappa.Īraṇṇanavaraurphahosamani..		123 3e
	Dilleppa.Tandepuṭṭappa.Īraṇṇanavaraurphahosamani..		123 3E
	Kariyappa.Tandepuṭṭappa.Īraṇṇanavaraurphahosamani..		123 3E
	Koppadacanabasayyabinīrabasayyaasadāratāyibasavva		123 3E
	saṇṇabūdhāḷahēmappa		123 4
	būdhāḷahanumantappa		123 5
	saṇṇabūdhāḷabharamappa		123 6
	doḍḍagaṇēśappa.Tandesadāśivappa.Baṇagāra..		124 1
	Doḍḍagaṇēśappa.Tandesadāśivappa.Baṇagāra..		124 2A
	Lōkanagaḍrabasavarāja		124 2B
	keṛcam'manavaraniṅgappa		126 *
	yaśavantappadoḍḍabūdhāḷa		128 1
	doḍḍabūdhāḷabasappa		128 2
	kariyappadoḍḍabūdhāḷa.		128 3
	hulmaniśāntam'ma		133 1
	munigōḷaśailā		133 2-p1
	munigōḷabasavarāja		133 2-p2
	dilleppa.Tandepuṭṭappa.Īraṇṇanavaraurphahosamani..		133 3
	Munigōḷarāmanagaḍaīśvarappa		134 1

bajjananiṃpūrṇāṃ mākoṃbasavaraḥajappa	137	1
maidūrahuśenasāba	137	2
mūlimāṭhakoṭrayya	138	1
mūlimāṭhagadigeyya	138	2
karabasayyakoppada.	138	3
Mūlimāṭhagadigeyyabinkoṭrayya	139	1-p1
mulimāṭhagadigayya	139	1-p2
Negaḷūramādēvakkakōṃmahādēvappa	139	2A+2B-
gūḷaṇṇanavarakarabasappaniṅgappa	139	2A+2B-
beḷakērimuddeppa	140	1
mūlimaniśēkhappa	140	1
mahārudrappaīrappabeṭṭalli	140	2č
kerūḍivirupākṣappa <sup>ω</sup>	140	2ω+3
mahārudrappaīrappabeṭṭalli	140	3č
bennūrakotṛēśvarayyabinmalakayya	141	1A
maṭhadakarabasayya	141	1B
Bennūraurphaṣaḍakṣarimaṭhaśambhuliṅgayya	141	2
bennūraurphaṣaḍakṣarimaṭhaśambhuliṅgayya	141	3
kariyappa. Tandepuṭṭappa. Īraṇṇanavaraurphahosamani..	141	4e
Negaḷūrucandrappabincanabasappa	141	4ω
dilleppa. Tandepuṭṭappa. Īraṇṇanavaraurphahosamani..	141	5
Negaḷūruśidliṅgappabinsivappa	141	6
negaḷūravāgīśa	142	1+2A

MICROCODE	NameofFarmer	Farmer Code	SurveyNo
	negaḷūraniṅgam'ma		142 1+2B1
	kerūḍiśidliṅgappa		142 3
	maṭhadavāgīśa		143 2ᵉ
	negaḷūraparamēśvarappa		143 2ᵉ
	Gaḍādavijayākōṃmallikārjunappa		143 1A+1B
	basavarājaśivānandappanegaḷūra		143 1C
	maṭhadaśāntayya		143 2A
	negaḷūraparamēśvarappa		143 2B
	negaḷūraparamēśvarappa		143 2ᵉ
	halagēri śivamūrteppa		143 3
	negaḷūrabasavarāja		143 4
	keppanīlappanavaradyāmappa		144 *
	keppanīlappanavaradyāmappa		145 *
	nelōgalpārvatem'makōṃśambhuliṅgappa		146 4ᵉ
	Nelōgalpārvatem'makōṃśambhuliṅgappa		146 4ᶑ
	nelōgalbenakappa		146 4ᵒ
	nelōgalśaṅkrappa		146 4ᵓ
	vandanātandemālatēśaurphamārtāṇḍakulakarṇi.		146 1
	Maṭhadajayadēvayya		146 2X-1
	maṭhadarēṇukayya		146 3
	soppinaguruliṅgappa		146 4B
	nelōgalpārvatem'makōṃśambhuliṅgappa		146 4ᵉ
	nelōgalpārvatem'makōṃśambhuliṅgappa		146 4ᶑ
	veṅkaṭēśa.Urpharamēśa.Biṣṭōrāv.Kulakarṇi..		146 5
	Kubasadagurupādappa		147 1
	Beṛcihalli pakkīrappa		147 2ᵉ
	beṛcihalli candrappa		147 2ᶑ
	beṛcihalli nāgappa		147 2ᵓ
	beṛcihalli īrabhadrappa		148 1
	beṛcihalli puṭṭappa		148 2
	śrīnivāsa.Tandepuṭṭappa.Beṛcihalli.		148 3
	Maṅḷākōṃparamēśvaragaḍacannagaḍra.		149 1

MICROCODE	NameofFarmer	Farmer Code	SurveyNo
	Aṅgaḍiśivaputrappa		149 2
	gaḍāḍaphakkīrappa		150 1+2
	mūlimaniśēkharappa		150 3
	Kōṭihāḷaurphanegaḷūranīlam'ma		150 4+5A
	bārkimailāreppaurphamallāreppa		150 4+5B
	bārkimailāreppaurphamallāreppa		150 4+5C
	mūlimaniśēkharappa		150 6
	Ṫraṅṅanavaramahēśappa		151 1
	pūjārabīrappabinīrappa		151 10
	Ṫraṅṅanavaraaṅṅappa		151 2
	būḍihāḷamallappabinguḍḍappa		151 3
	Ṫraṅṅanavaramailāreppa		151 4
	RāmappatandebharamappaṪraṅṅanavara.		151 5
	kum'mūraguḍḍappa		151 8
	pūjāracauḍappabinīrappa		151 9
	kum'māruhanumantappa		152 1A
	beḷakēriḡaṅgamāḷavvakōmśivājeppa		152 1B
	aḷalagērimādēvakka		152 1C+2
	Ṫraṅṅanavarakarabasappa		152 1C+2
	Ṫraṅṅanavaramailārappa		152 1C+2
	Ṫraṅṅanavarayallavva		152 1C+2
	kum'mārugūḍḍappa		152 1D
	pārvatipuṭṭappa		152 3
	bisalaḷḷiyallappabinguḍḍappa		152 4
	bakkēaurphabisalahāḷihuccappatandekannappa		152 5
	Ṫraṅṅanavaramailārappa		152 6
	aḷalagēripuṭṭappa		153 1A+1B
	beṛcaḷḷipuṭṭappa		153 2
	piṅṅāraśarīphasāba		154 1
	nadāphmahabūbasāba		154 2
	Nadhāphkhāśīmasāba		154 2
	nadhāphjamālasāba		154 2

MICROCODE	NameofFarmer	Farmer Code	SurveyNo
	piṅāraphakkīrasāba		154 3A
	nadāphamahmadali		154 3C
	nadāphamahmadali		154 3D
	nadhāphphakkīrasāba		154 3E+3F
	nadāphaibrāhinsāba		154 3F
	nadāphabābusāba		154 3F
	nadāphaimāmasāba		154 3G
	nadāphakhājāsāba		154 3G
	hosamanimahabūbhi		154 4
	Mardānasābahosamani..		154 5
	Piṅārasārīphasāba		154 6
	doḍḍamanibībijānakōmrehamānasāba		154 7
	nadāphaśārīphasāba		154 8
	kulakarṇīśaśikānta		155 1
	kulakarṇīśaśikānta		155 2
	kulakarṇīphrabhākara		155 3
	kulakarṇīphrabhākara		155 4
	kulakarṇīprasānta		155 5
	guttalagaudraprabhugauḍa		155 6
	śiddaṅṅanavaraniṅgappa		156 1
	Viśālatandemārtāṅḍa.Urphamālatēśa.Kulakarṇī..		156 2
	Sandīpa.Tandevenkaṭēśa.Urpharamēśa.Kulakarṇī..		156 3
	Haṅcinamanisuśīlavvakōmbasavarājappa		157 1
	negaḷūraparamēśappabasappa		157 10
	beḷakēricandrappabinmudiyappa		157 11
	negaḷūracandrappacanabasappa		157 12
	beḷakērikariyappabinmudiyappa		157 13
	beḷakēricikkappabinmudiyappa		157 14
	haṅcinamanisuśīlavvakōmbasavarājappa		157 2
	negaḷūracanabasappa		157 3
	negaḷūraīrappamaḷiyappa		157 4
	negaḷūramaṅjunāthabinīśvarappa		157 6

MICROCODE	NameofFarmer	Farmer Code	SurveyNo
	be akērigaṅgamā avvakōmśivājeppa		157 7
	nega ūramahadēvappamaliyappa		157 8
	nega ūramaṅjunāthabinīśvarappa		157 9
	nega ūraśivānandappa		158 *
	nega ūra śivānandappa		159 *
	nega ūraśivānandappa		159 *
	būdhā adyāmappa		160 1
	nadāphajamālasāba		160 2
	nadāphamahmadali		160 3
	Nadāpha honnūrasāba		160 4
	nadhāphahonnūrasāba		161 1
	būdhā amaṅgappabinhanumantappa		161 2
	nadāphabābusāba		161 3
	nadāphaśarīphasāba		161 4
	nadāphaibrāhinsāba		161 5
	būdhā aphakkīrappabinguḍḍappa		161 6
	būdhā ahēmappabinnīṅappa		161 7
	kulakarnigōpāla		183 1
	śivappahallēra.		183 2
	Kulakarnīkṣṇāji		183 3
	kannajjanavaraśāṅkrappa1		183 4
	śiddaṅṅanavaracanabasappa		183 5
	guḍḍappakeṅcappabārki.		183 6
	Tōṭagērabasavaṅṅevva		184 1
	dēśagattikoṭrēśa		184 3
	dēśagattiśivaputrappa		184 4
	kubasadaīśṭaliṅgappabingurupādappa		185 *
	Soppinarudrēśappabinguruliṅgappa		186 1ω
	soppinabasavantappabinsīdliṅgappaasadāraśiddappa		186 1ω
	soppinarudrēśappabinguruliṅgappa		186 1ω
	maidūrahusēnasāba		186 2
	maṭhadarēṅukayya		186 3



MICROCODE	NameofFarmer	Farmer Code	SurveyNo
	soppinabasavantappabinsidlingappaasadārasiddappa		186 4e
	soppinarudrēšappabinguruliṅgappa		186 4o
	Maradeṇanavaratīśvarappa		186 5
	pūjāracauḍappa		187 *
	kubasadaṭṭaliṅgappabingurupādappa		188 *
	dēśagatticannabasappa		189 1
	dēśagattikoṭrēśa		189 2
	mūlimanināgarāja		190 1
	nelōgalkarabasappa		190 2e
	nelōgalla mahadēvappa		190 2o
	mahadēvappanelōgal.		190 3
	Nadāphaśarīphasāba		191 1+2
	piṅṅārahonnūrasāba		191 1+2
	nadhāpphakkirasāba		191 3
	Guttalamahēśappa		192 1
	guttalaṭṭrappa		192 2
	guttalagadigeppa		192 3
	maṭhadajagadēvayya		193 1
	maṭhadajayadēvayyā		193 2
	gaḍiyappanavarasivarudrappa		193 3+5
	maṭhadajayadēvayyā		193 4
	soppinabasavantappabinsidlingappaasadārasiddappa		194 1A
	soppinarudrēšappabinguruliṅgappa		194 1B
	Soppinabasavantappabinsidlingappa		194 3
	maṭhadacanabasayyā		194 4
	soppinabasavantappabinsidlingappa		194 5A
	soppinabasavantappabinsidlingappa		194 5A
	soppinarudrēšappabinguruliṅgappa		194 5B
	maṭhadajayadēvayyā		195 1
	maṭhadajayadēvayya		195 2
	hosamanipakkirasāba		195 3
	gaḍādavijayākōmmallikārjunappa		195 4

MICROCODE	NameofFarmer	Farmer Code	SurveyNo
	maṭhadabasavaneyya		196 10B
	hirēmaṭhamallikārjanayyā		196 10ṣ +4
	Hirēmaṭhavāgīśvarayya		196 2
	maṭhadahālayyā		196 3+5
	maṭhadarēṇukayya		196 6A+1
	cannavīrayyamaṭhada.		196 6B
	Maṭhadahālayyā		196 7
	maṭhadacanabasayyā		196 9A+8
	pāṭīlaśyāmasundaragaṇḍa		197 1ḙ
	mudigaṇḍa andānagaṇḍa		197 2
	mudigaṇḍanāganagaṇḍa		197 2
	mudigaṇḍaīranagaṇḍa		197 2ḙ
	Mūlimanināgarāja		197 1ḙ
	mūlimanibasavarāja		197 1ḙ
	maradeṇṇanavaraiśvarappa		198 1
	maṭhadaśāntayyaurphaśāntavīrayya		198 2
	maradeṇṇanavarasumaṅgalā		199 *
	keṭṭanagaṇḍarāmanagaṇḍa		200 1
	keṭṭanagaṇḍrabasanagaṇḍa		200 2
	halagēriīśvarappa		201 1
	guttalagaṇḍrapabhugaṇḍa		201 2
	halagēriīśvarappa		201 3
	kōṇanavarayallavva		202 1
	īraṇṇanavaragaṅgam'ma		202 2
	śiddappanavaranaṅgappa		202 3
	nadāphajamālasāba		203 A
	piṅṅarahonnūrasāba		203 A
	halagēriīśvarappa		204 *
	maradeṇṇanavasumaṅgalā		205 *
	negaḷūramardānasāba		206 3
	halagēribasappa		206 4
	halagērimaḷiyappa		206 5

MICROCODE	NameofFarmer	Farmer Code	SurveyNo
	halagēribharatabinrāmappaasadārabinrāmappa		207   1७
	halagēribasavanneppa		207   1७
	halagērimaḷiyappa		207   2
	hālappatandebasappahalagēri.		207   3
	Halagēribasappa		207   4
	bārkidyāmappa		208   1
	bārkiniṅgappa		208   2



#### 4.NetPlanningandProjectactivities

Rsinlakhs

#### Itisforallreaches(upper,middleandlower)andalsoforPrivate,Commonanddraingelineareas

[Chapter-IV]4.1 ,4.1ABaseline Data -Village wise SurveyNumbers &Farmerwise SurveyNumbers

MICROCODE	NameofFarmer	Farmer Code	SurveyNo		Area (Ha)
SARVANDA	EleholiKarvasavva	1532	22	1೨	1.6
4D4C2G1c	EleholiJayashriKomShambulingappa	1533	22	1೨	1.6
	YaleholiShankralingappa	1534	22	2	1.13
	KulkarniLingo	1535	22	22,	0.21
	YaleholiBasavaraja	1536	22	3	1.13
	YaleholiMallikarjuna	1537	22	4	1.31
	MudigaudraNinganagouda	1538	23	1	1.32
	MudigoudraNinganagouda	1539	23	1	1.32
	BasanagoudaTandeNaganagoudaMudhigouda	1540	23	2	1.32
	GasanagoudaTandeNaganagoudaMudhigoudar	1541	23	2	1.32
	KotrappaChanvirappa	1542	23	23,	0.14
	GirishaMudigoudra	1543	23	3	1.33
	GirishaMudigoudra	1544	23	3	1.33
	MudigoudraChannabasanagouda	1545	23	4	1.32
	MudigodraChannabasanagouda	1546	23	4	1.32
	MaheshagoudaMudigoudar	1547	23	5	1.32
	MaheshagouraMudigoudar	1548	23	5	1.32
	MalatheshaTandeNaganagoudaMudigouda	1549	23	6	1.32
	MalatheshTandeNaganagoudaMudigouda	1550	23	6	1.32
	MulimaniUrphMuleraParameshwrappa	1551	38	1೨	1.71
	MulimaniUrphMuleraParameshwarappa	1552	38	1೨	1.71
	MulimaniUrphMulerParameshwarappa	1553	38	1೨	1.71
	MulimaniUrphMuleraHolabasappa	1554	38	1೪	0.26
	MulimaniUrphMuleraBasavaraj	1555	38	1೨	1.63
	MulimaniUrphMuleraHolabasappa	1556	38	2	1.62
	MulimaniUrphMuleraHolabasappa	1557	38	2	1.62

	BelakeriKariyappaBinMudiyappa	1558	39	1+2	0.7
	IsmaialSabTandeJamalSabMaidhur	1559	39	1+2	0.13

MICROCODE	NameofFarmer	Farmer Code	SurveyNo		Area (Ha)
	MaulaSabTandeSannapakkirSabMaidura	1560	39	10	0.28
	BelakeriChikappaBinMudiyappa	1561	39	11	0.66
	BelakeriChandrappaBinMudiyappa	1562	39	12	0.65
	MallikarjunaDattakkaThandeChanbasappaNegalur	1563	39	3	4.79
	MallikarjunaDattakaTandeChanabasappaNegalur	1564	39	3	4.79
	MahamadHaripahTandeJamalSabMaidur	1565	39	4	0.13
	MahamadeEkabalTandeJamalSabMaidur	1566	39	5	0.13
	CamanSabTandeSannapakkirSabMaidura	1567	39	6	0.4
	RajeSabTandeSannapakkirSabMidura	1568	39	7	0.16
	RajeSabTandeSannapakkiraSabMidura	1569	39	8	0.17
	HusenaSabTandeSannapakkirSabMaidura	1570	39	9	0.19
	BelakeriGangamalavvaKomShivajappa	1571	40	1	1.1
	YaleholiUrphGulppanavarKurvatttheppa	1572	40	2	0.44
	YaleholiUrphGulappanvarMaliyappa	1573	40	3	0.88
	YaleholiUrphGolappanavaraKurvanttheppa	1574	40	4	0.44
	HakkerabhimappaTayiHiriyakka	1575	40	5	1.77
	BelakeriGuddappa	1576	40	6	1.29
	BelakeriMudkappa	1577	40	7	1.37
	BelakeriGuddappa	1578	41	1	1.2
	BarkiVishwanthaBinPakkirappa	1579	41	1	0.97
	MaiduraDadaKhalandar	1580	41	2	1.43
	SureshaTandeSeshappaDaivajna	1581	41	2	0.8
	BangeraBasavvaKomYallappa	1582	41	10	0.57
	BangeraShantavvaKomRudrappa	1583	41	11	0.25
	RajabhaksaBillahalli	1584	41	12	0.47
	BangeraChinnavvaKomLakshappa	1585	41	1	0.57
	AbdulSabBillahalli	1586	41	1	0.5
	DadhakhalandarTandeRajeSabMidura	1587	41	3	0.25
	ParvatheraPremailavvaKomRamappa	1588	41	4	0.24
	ParvatheraSureshBinNagappa	1589	41	5	0.24
	ParvatheraAnandappaBinBasappa	1590	41	6	0.26
	BannihalliVaralakshmi	1591	41	7	0.22

MICROCODE	NameofFarmer	Farmer Code	SurveyNo		Area (Ha)
	BannihalliVaralakshami	1592	41	7	0.22
	SureshTandeSeshappaDaivajan	1593	41	8	1.32
	BangeraHanumanthappaBinNagendrappa	1594	41	9	0.58
	ChuriVirappa	1595	42	1	3.31
	HoliyammanavarRevanappaBharamappa	1596	42	2	2.35
	HoliyammanavarBasavarajBharmappa	1597	42	3	1.65
	SarojaNegalur	1598	42	4	0.2
	SarojaNegalur	1599	42	5	0.2
	HoliyammanavarBasavarajaBharamappa	1600	43	1	0.62
	HoliyammanavarNagappaBharamappa	1601	43	2	2
	HoliyammanavarRevanappaBharmappa	1602	43	3	2
	HoliyammanavarNagappaBharmappa	1603	43	4	0.22
	ThirkappaByadagi	1604	43	5	0.85
	HulmaniNandisvara	1605	44	1	2.7
	SushilaHulmani	1606	44	2	1.6
	HalageriNagappa	1607	44	2	1.44
	HalageriNagappa	1608	44	2	1.44
	HalageriDyamavvaKomPuttappa	1609	44	2	0.63
	HalgeriDyamavvaKomPuttappa	1610	44	3	0.96
	HulmaniUmesha	1611	44	4	0.64
	HulmaniUmeshaBinBasavanthappa	1612	44	4	0.64
	NegalurPraveenBinBasavaraja	1613	45	1+2+3+	1.63
	ParvatereNagarathna	1614	45	1+2+3+	2.55
	ParvatheraNagarathna	1615	45	1+2+3+	2.55
	ParvatherUmesha	1616	45	1+2+3+	2.55
	NegalurPraveen	1617	45	1+2+3+	1.63
	NegalurNilamma	1618	46	1	0.87
	HosangadiShivanandappaSomappa	1619	46	2	0.87
	HosangadiShivanandapaSomappa	1620	46	3	2.93
	NegalurNilamma	1621	46	4	2.05
	HosangadiShivanandappaSomappa	1622	46	5	1.87
	VibhuthesvameraSujathaMBasavarajayya	1623	47	1	0.8



MICROCODE	NameofFarmer	Farmer Code	SurveyNo		Area (Ha)
	SadaksarimathaBisthayya	1624	47	10	0.36
	BennurMurigeyyaBinMallayya	1625	47	11	0.28
	OmkarayyaSadaksarimatha	1626	47	12	0.27
	PhakkirayyaSadaksarimatha	1627	47	13	0.27
	KotrayyaSadaksharimatha	1628	47	14	0.27
	BennurChanbasayya	1629	47	15	0.71
	BennurKarbasayya	1630	47	16	0.4
	HottigoudarAkkammaKomLakshamana	1631	47	17	0.56
	BennurParavva	1632	47	2	0.7
	HottagoudaRamappaBinPuttappa	1633	47	3	0.56
	BennuraKarbasayya	1634	47	4	0.3
	Rudrayyaadaksarimatha	1635	47	5	0.27
	AsundiRevanayya	1636	47	6	1.07
	MuddappalavaraHanumanthappa	1637	47	7	1.07
	SadaksharimathaVirayya	1638	47	8	0.36
	SadaksarimathaShivamurthayya	1639	47	9	0.36
	BharathiAmbali	1640	48	1+2+3	1.63
	MyageriNiranjanaBinThopanna	1641	48	1+2+3	1.22
	NayakaUrphByatappanavaraShivakumar	1642	48	1+2+3	0.4
	TalavaraUrphEkalappaShekappa	1643	48	1+2+3	0.8
	MuddappalavaraBasananappa	1644	48	3+2+3	1.4
	MyageriKotrappa	1645	48	4	1.02
	Myagerisakuntala	1646	48	5	1.59
	HakkerShekappaBinHanumantappa	1647	49	1	0.93
					0.1525
	HyangannanavarDurgappa				0.08
	AttikattiHanumanthappa	1649	49	3	0.2
	AttikattiHanumanthappa	1650	49	4	0.55
	MyageriHanumanthappa	1651	50	1	0.2
	MyageriHanumanthappa	1652	50	1	0.21
	MyageriHanumanthappa	1653	50	1	0.2
	MyageriHanumanthappa	1654	50	1	0.21

MICROCODE	NameofFarmer	Farmer Code	SurveyNo		Area (Ha)
	MyageriHanumanthappa	1655	50	1೧	0.21
	MyageriJaganathaBinGangappa	1656	50	2೨	0.34
	MyageriHanumanthappa	1657	50	2೩	0.31
	MyageriHanumanthappa	1658	50	2೪	0.32
	BaneraPreamailavvaKomDyamappa	1659	51	1	0.3
	ShadaniGovindappa	1660	51	2	0.32
	BangerPreamailavvaKomDyamappa	1661	51	3	0.13
	MygeriMohana	1662	51	4	0.39
	BanageraShanthavvaKomRudrappa	1663	51	5	0.19
	MyageriMohana	1664	51	6	0.39
	MyageriMohana	1665	51	7	0.1
	MyageriMohana	1666	51	8	0.14
	KuberappaTandeHanumappaSadani	1667	52	1	0.99
	KuberappaTandeHanumappaSadhani	1668	52	1	0.99
	SadhaniGangappa	1669	52	2	1.09
	SadaniGangappa	1670	53	1	1.39
	SadaniHanumanthappa	1671	53	2	1.4
	SadaniHunumanthappa	1672	53	2	1.4
	Hakkeramanjappa	1673	54	1	0.72
	MuddappalavaraRamappa	1674	54	2	0.65
	HalageriDyamappa	1675	54	3	0.65
	HalageriDyamappa	1676	54	4	0.37
	HalageriDyamappaBhimappa'	1677	54	4+	0.7
	HalgeriDyamappa	1678	54	5	0.33
	JemsAbsesa	1679	55	1	0.28
	MyageriRaghavendra	1680	55	2+3+4	0.99
	JemsAbnesa	1681	55	5	0.34
	MyageriPakkirappa	1682	55	7	0.32
	MyageriPhakkirappa	1683	55	8	0.32
	SadhaniKuberappa	1684	56	1೨	0.62
	BelakeriGeethaKomRamappa	1685	56	4೩	0.44
	ChannavvaSatthallera	1686	56	1೩	0.2

MICROCODE	NameofFarmer	Farmer Code	SurveyNo		Area (Ha)
	SushilavvaAnibasappanavar	1687	56	1೧	0.2
	AttikattiHanumanthappa	1688	56	2	0.33
	HyangannanavarDurgappa	1689	56	3	0.15
	BelakeriBharmappa	1690	56	4೨	0.08
	BalkeriBharamappa	1691	56	5	0.36
	MygeriPrakashaBinRamappa	1692	57	1೩	0.88
	MygeriPrakasha	1693	57	1೧	0.99
	MageriShivakkaKomDyamappa	1694	57	2೧	1.46
	ShivanandaBasavanappaYaleholi	1695	57	3೧	0.8
	MyageriPradeepa	1696	57	1೨	0.99
	MyageriHanumanthappa	1697	57	2೨	0.47
	MyageriHanumanthappa	1698	57	2೨	0.47
	MyageriThopanna	1699	57	3೨	1.13
	MyageriRaghavendra	1700	57	4	1.2
	BullapuraPradeepa	1701	57	5	0.6
	KumaraTandegonibasappaMadivalara	1702	57	6	0.4
	KarbasappaTandeGrushanthappaKarinagappanavar	1703	58	2೨	0.32
	SanmaniHonnappa	1704	58	2೨	1.88
	KadligondiBasavaraja	1705	58	2೧	0.6
	KadligondiSiddappa	1706	58	2೧	1.81
	PatilKotragouda	1707	58	1೨	0.8
	PatilShekaragouda	1708	58	1೩	0.88
	PatilGudeppagouda	1709	58	1೩	0.89
	PatilSomanagouda	1710	58	1೧	0.8
	HullatteraBasappaGurusanthappa	1711	58	6	0.68
	HulamniNandesvara	1177	83	1	0.200
	HulamaiSushilaKomIsvarappa	1178	83	2	0.160
	RohitaMallikarjunaHulmani	1179	83	3	0.160
	KaregoudaSunandaKomVirunagouda	1180	84	1೨	0.280
	ChatradaJayariKomHalappa	1181	84	1೨	0.720
	Negalurshivanandappa	1182	84	2A	0.940
	NegalurShivanandappa	1183	84	2೩	0.480

MICROCODE	NameofFarmer	Farmer Code	SurveyNo		Area (Ha)
	NegalurShivanandappa	1184	84	2B	0.450
	MalladaBasavaraj	1185	85	2	0.280
	MalladaBasavaraj	1186	85	2	0.280
	HalageriHanumanthappa	1187	104	1	0.230
	BasappaThandeShivappaBanankar	1188	104	2	0.260
	VadeyanapuraChinnammaKomChannabasappa	1189	105	*	0.620
	MadivalalaYallappaBinRudrappa	1190	106	2	0.150
	KerudiIshvarappa	1191	106	3	0.110
	KerudiEshwarappa	1192	106	4	0.080
	NegalurVagisha	1193	107	1	0.260
	VadenpuraChanbasappa	1194	107	2A	0.110
	NegalurBasavaraj	1195	107	2B	0.170
	NegalurBasavaraj	1196	107	2B	0.170
	HitthalamaniGouravva	1197	107	3A	0.290
	KumbaraUrphChakrasaliBhirappa	1198	108	3	0.250
	PincharaMallikSab	1199	108	4	0.360
	KambaliDurgamma	1200	108	5	0.250
	BilahalliIsmailSabBinAbdulSab	1201	108	6	0.250
	NiramaniMaheshappa	1202	108	7	0.250
	HulmaniManjuanth	1203	109	1	0.480
	HulmaniShanthavva	1204	109	2	0.600
	HulmaniNandishwara	1205	109	3	1.200
	ChatradaHannumathappa	1206	110	1A+1B	0.540
	NegalurMallikarjuna	1207	110	2	0.090
	MunigolEashvarappa	1208	110	3	0.090
	MallikarunaDattakaTandeChanbasappaNegalur	1209	110	4	0.100
	ShivappaBasappaNegalur	1210	110	5	0.150
	NegalurParameshwarappa	1211	110	6	0.140
	NegalurDoddabasappa	1212	110	7	0.160
	MunigolEashwarappa	1213	110	8	0.450
	NegalurBasavaraja	1214	110	9+10	0.440
	NegalurBasavaraja	1215	110	9+10	0.440

MICROCODE	NameofFarmer	Farmer Code	SurveyNo	Area (Ha)
	ChatradaHanumanthappa	1216	111 1ಠ	0.210
	MulimaniKarbasappa	1217	111 1ಠ	0.210
	MulimaniShekappa	1218	111 2ಠ+2A	0.840
	MulimaniHalappa	1219	111 1ಉ	0.220
	ChatradaHanumanthappa	1220	111 1ಠ	0.210
	MulimaniKarbasappa	1221	111 1ಠ	0.210
	MulimaniShekappa	1222	111 2ಠ+2A	0.840
	ChatradaBasavaraj	1223	112 1	0.440
	ChatradaBasavaraj	1224	112 1	0.440
	ValikaraBasappa	1225	112 2	0.450
	BalikarUrphSiddappanaraShivanagappaBinBasappa	1226	112 3	0.230
	ValikarUrphSiddpanavarRamappaBinBasappa	1227	112 4	0.230
	DoddabudihalGaneshBinThirakappa	1228	114 1	0.120
	DoddabudihalGaneshBinThirkappa	1229	114 2	0.100
	BudihalaNingappaBinChanbasappa	1230	114 3+5	0.170
	BudihalNingappaBinchanbasappa	1231	114 4	0.240
	ChatradaBasavaraj	1232	114 6	0.120
	RamappaTandeBasappaValikarUrphShiddapanavar	1233	114 8	0.100
	RamappaTandeBasappaValikarUrphShiddapanavar	1234	114 8	0.210
	DpddabudihalYallappa	1235	114 9+10+1	0.100
	DoddabudihalYallappa	1236	114 9+10+1	0.620
	PinjaraKhadarBi	1237	114 9+10+1	0.530
	Godmemmiparameshwarappa	1238	115 1+4	0.530
	NelogalMahadevappa	1239	115 2+5A	0.260
	NelogalMahadevappa	1240	115 2+5A	0.490
	SiddapanavaraNagappa	1241	115 3	0.640
	ChanbasappaTandeKariyappaParvathi	1242	115 5B	0.210
	SiddapanavarChanbasappa	1243	116 1	0.210
	NegalurPakkiraSab	1244	116 2	0.210
	NeglurMardhanSab	1245	116 2	0.350
	NegalurMahabubSab	1246	116 2	0.150
	PattharSomanna	1247	117 1A+1B+	0.150

MICROCODE	NameofFarmer	Farmer Code	SurveyNo	Area (Ha)
	PattharMouneshaBinKalappa	1248	117 2+3	0.150
	PattharVinayaBinSubhash	1249	117 4	0.140
	PattharVeerabadrappaBinKalappa	1250	117 5	0.610
	PattharVenkannaBinKalappa	1251	117 6	0.600
	ValikarBasappa	1252	118 1	0.400
	KalappanavaBharmappa	1253	118 2	0.200
	ValikarUrphSiddappanavarChanbasappaBinBasappa	1254	118 3	0.760
	ValikarUrphSiddappanavaRamappaBinBasappa	1255	118 4	0.150
	NegalurPakkirSab	1256	119 1	0.150
	BudihaldilappaBinBharamappa	1257	119 10	0.600
	BudihalChoudappa	1258	119 11	0.140
	HatthihoriKuberappa	1259	119 2	0.610
	BudihalDelappaBinBharmappa	1260	119 3	0.650
	BudihalBasavaneppa	1261	119 4	0.150
	BudihalBeerappa	1262	119 4+5+6+	0.660
	BudihalBasavaneppa	1263	119 6	0.140
	BudihalHemappa	1264	119 7+8	0.150
	BudihalChaudappa	1265	119 9	0.160
	KatenalliParameshwarappa	1266	120 1A	0.320
	HitthalamaniGouravva	1267	120 1B	0.600
	HitthalamaniKShanmukappa	1268	120 1E	0.280
	KeridiEaswarappa	1269	120 2	0.270
	BudihalSiddappa	1270	121 ९	0.550
	BudihalShivapthrappa	1271	121 ९	0.550
	BudihalChoudappa	1272	121 ९	0.370
	BudihalShanmukhappa	1273	121 ७	0.700
	PatilLinganagouda	1274	122 1	0.360
	KerudiVirupakshappa	1275	122 2	0.320
	PatilShankargouda	1276	122 3	0.140
	BudihalHanumanthappa	1277	123 1९+1	0.160
	KoppadaKotrayya	1278	123 2	0.210
	KoppadaChannayyaBinErayyaThayiBasavva	1279	123 3A	0.140

MICROCODE	NameofFarmer	Farmer Code	SurveyNo		Area (Ha)
	KariyappaTandePuttappalrannanavarUrphHosamani	1280	123	3B	0.080
	KoppadaKarbasayya	1281	123	3D+3E	0.110
	DilleppaTandePuttappalrannavaraUrphHosamani	1282	123	3e	0.160
	DilleppaTandePuttappalrannanavaraUrphHosamani	1283	123	3E	0.200
	KariyappaTandePuttppalrannanavaraUrphHosamani	1284	123	3E	0.400
	KoppadachanabasayyaBinVeerabasayyaTayiBasavva	1285	123	3E	0.350
	SannabudihalHemappa	1286	123	4	0.270
	BudihalHanumanthappa	1287	123	5	2.400
	SannabudihalBharmappa	1288	123	6	2.160
	DoddaGaneshappaTandeSadashivappaBanagar	1289	124	1	1.200
	DoddaganeshappaTandeSadashivappaBanagar	1290	124	2A	1.170
	LokanagoudraBasavaraj	1291	124	2B	0.490
	KenchammanavaraNingappa	1292	126	*	1.730
	YashavanthappaDoddabudihala	1293	128	1	0.480
	DoddabudihalBasappa	1294	128	2	2.470
	KariyappaDoddabudihal	1295	128	3	1.560
	HulmaniShanthamma	1296	133	1	1.560
	MunigolShaila	1297	133	2-p1	2.320
	MunigolBasavaraj	1298	133	2-p2	0.820
	DilleppaThandePuttappalrannanavarUrphHosamani	1299	133	3	0.590
	MunigolRamanagoudaEashwarappa	1300	134	1	0.260
	KariyappaTandePuttappalrannanavaraUrphHosamani	1301	134	2	0.810
	KariyappaTandePuttappalrannanavarUrphHosamani	1302	134	3	0.270
	KallimaniPradhanappa	1303	134	4	0.880
	KathenahalliChidhananda	1304	134	5	0.710
	KallimaniPardaneppa	1305	135	1	1.050
	KatenahalliChidananda	1306	135	2	0.150
	MunigolaBasavarajBinEshwarappa	1307	135	3	0.150
	MaidhurHusenSab	1308	136	1	0.660
	BallariAnnapurnammaKomBasavarajappa	1309	136	2	0.650
	BallariAnnapurnappaKomBasavarajappa	1310	137	1	0.410
	MaidurHusenSab	1311	137	2	0.100

MICROCODE	NameofFarmer	Farmer Code	SurveyNo	Area (Ha)
	MulimathaKotrayya	1312	138 1	0.200
	MulimathaGadigayya	1313	138 2	0.320
	KarbasayyaKoppada	1314	138 3	0.320
	MulimathaGadigeyyaBinKotrayya	1315	139 1-p1	0.750
	MulimaniGadigayya	1316	139 1-p2	0.750
	NegalurMadhevakkaKomMahadevappa	1317	139 2A+2B-	1.390
	GulannanavaraKarbasappaNingappa	1318	139 2A+2B-	1.210
	BelakeriMuddheppa	1319	140 1	0.870
	MulimaniShekappa	1320	140 1	1.100
	MaharudrappalrappaBencalli	1321	140 2ಃ	0.910
	KerudiVirupakshappa	1322	140 2ಃ+3	0.300
	MaharudrappalrappaBencalli	1323	140 3ಃ	0.190
	BennuraKotreshwarayyaBinMalakayya	1324	141 1A	0.280
	MathadKarbasayya	1325	141 1B	0.270
	BennurUrphShadaksharimathaShambulingayya	1326	141 2	0.120
	BennurUrphShadaksharimathaShamulingayya	1327	141 3	0.160
	KariyappaTandePuttappaErannanavaraUrphHosamani	1328	141 4ಃ	0.130
	NegalurChandrappaBinChanbasppa	1329	141 4ಃ	0.160
	DilleppaTandePutthappairannanavarUrphHosamani	1330	141 5	1.200
	NegalurShiddalingappaBinShivappa	1331	141 6	1.340
	NegalurVagisha	1332	142 1+2A	0.940
	NegalurNingamma	1333	142 1+2B1	0.430
	KerudiSidlingappa	1334	142 3	0.660
	MathadVagisha	1335	143 2ಃ	0.710
	NeglurParameshwrarappa	1336	143 2ಃ	0.520
	GadadaVijayaKomMallikarjunappa	1337	143 1A+1B	0.770
	BasavarajaShivanagappaNegalur	1338	143 1C	0.560
	MathadShanthayya	1339	143 2A	0.660
	NegalurParameshwarappa	1340	143 2B	0.390
	NegalurParameshwarappa	1341	143 2ಃ	0.200
	HalageriShivamurthappa	1342	143 3	0.710
	NegalurBasavaraj	1343	143 4	0.380



MICROCODE	NameofFarmer	Farmer Code	SurveyNo	Area (Ha)
	KeppanilappanavaraDyamappa	1344	144 *	1.200
	KeppanilappanavaraDyamappa	1345	145 *	0.530
	NelogalPargathammaKomShambhulingappa	1346	146 4ೞ	0.530
	NelogalParvathammaKomShambulingappa	1347	146 4ಠ	0.540
	NelogalBenakappa	1348	146 4ಠ	1.030
	NelogalShankrappa	1349	146 4ಠ	0.990
	VandanaTandeMalatheshUrphMarthandaKulkarni	1350	146 1	1.070
	MathadJayadevayya	1351	146 2X-1	0.190
	MathadRenukayya	1352	146 3	1.200
	SoppinaGurulingappa	1353	146 4B	0.530
	NelogalParthammaKomShambulingappa	1354	146 4ೞ	1.030
	NelogalParvathammaKomShambulingappa	1355	146 4ಠ	0.600
	VenkateshUrphrameshBisthorvaKulkarni	1356	146 5	0.320
	KubasadaGurpadhappa	1357	147 1	0.310
	BenchalliPakkirappa	1358	147 2ೞ	0.310
	BenchalliChandrappa	1359	147 2ಠ	0.310
	BenchalliNagappa	1360	147 2ಠ	0.310
	BenchalliErabhadrapa	1361	148 1	0.310
	BenchalliPutthappa	1362	148 2	0.650
	ShrinivasTandePuttappaBenchalli	1363	148 3	0.570
	ManjulaKomParameswragoudaChannagudra	1364	149 1	1.440
	AnagdiShivaputrappa	1365	149 2	0.970
	GadadhaPakkirappa	1366	150 1+2	1.370
	MulimaniShekarappa	1367	150 3	0.500
	KotihalaUrphNegalurNilamma	1368	150 4+5A	0.500
	BarkiMailarappaUrphMallarappa	1369	150 4+5B	1.080
	BarkiMailarappaUrphMalarappa	1370	150 4+5ಠ	2.020
	MulimaniShekarappa	1371	150 6	0.600
	IrannanavaraMaheshappa	1372	151 1	2.010
	PujarBirappaBinErappa	1373	151 10	1.600
	Irannanavaraannapa	1374	151 2	0.440
	BudihalMallappaBinGuddappa	1375	151 3	0.650

MICROCODE	NameofFarmer	Farmer Code	SurveyNo		Area (Ha)
	IrannavaraMailarappa	1376	151	4	0.260
	RamappaTandeBharmappaErannanavar	1377	151	5	0.600
	KummarGuddappa	1378	151	8	0.400
	PujarChoudappaBinErappa	1379	151	9	0.400
	KummarHanumanthappa	1380	152	1a	0.370
	BelakeriGangamalavvaKomShivajeppa	1381	152	1a	0.370
	AlalageriMadhevakka	1382	152	1a+2	0.370
	ErannanavaraKarbasappa	1383	152	1a+2	0.400
	ErannanavarMailarappa	1384	152	1a+2	0.600
	IrannanavaraYallavva	1385	152	1a+2	0.710
	KummarGuddappa	1386	152	1b	2.000
	ParvathiPuttappa	1387	152	3	1.840
	BisalalliYallappaBinGuddappa	1388	152	4	0.400
	BakkiraUrphBilahalliHuccappaTandeKannappa	1389	152	5	0.830
	IrannanavaraMailarappa	1390	152	6	0.840
	AlalageriPutthappa	1391	153	1A+1B	0.350
	BenchalliPuttappa	1392	153	2	0.290
	PinjaraSharipSab	1393	154	1	0.280
	NadhapaMahabubSab	1394	154	2	0.280
	NadhapaKhasimSab	1395	154	2	0.160
	NadhapaJamalSab	1396	154	2	0.140
	PinjarPakkirSab	1397	154	3A	0.090
	NadaphaMahadalli	1398	154	3C	0.680
	NadaphaMahadalli	1399	154	3D	0.100
	NadaphaPhakkiraSab	1400	154	3E+3F	0.100
	NadaphaIbrahimSab	1401	154	3F	0.080
	NadaphaBabuSab	1402	154	3F	0.300
	NadaphaMamSab	1403	154	3b	0.170
	NadaphaKhajaSab	1404	154	3b	0.170
	HosamaniaMahabubhi	1405	154	4	0.170
	MardhanSabHosamani	1406	154	5	0.190
	PinjarShariphSab	1407	154	6	0.100

MICROCODE	NameofFarmer	Farmer Code	SurveyNo		Area (Ha)
	DoddamaniBibijanaKomrehamanSab	1408	154	7	0.190
	NedaphaShariphSab	1409	154	8	1.610
	KulkarniShashikantha	1410	155	1	0.190
	KulkarniShashikantha	1411	155	2	1.610
	KulkarniPrabhakar	1412	155	3	2.050
	KulkarniPrabhakar	1413	155	4	1.610
	KulkarniPrasantha	1414	155	5	2.150
	GuttalagoudrPrabhaugouda	1415	155	6	2.820
	SoddannanavarNingappa	1416	156	1	3.200
	VishalaTandeMarthandaUrphMalatheshKulkarni	1417	156	2	0.600
	SandeepTandeVenkateshUrphRameshKulkarni	1418	156	3	0.860
	HanchinamaniSushilavvaKomBasavarajappa	1419	157	1	0.380
	NegalurParameshappaBasappa	1420	157	10	1.040
	BelakeriChandrappaBinmudiyappa	1421	157	11	0.380
	NegalurChandrappaChanbasappa	1422	157	12	0.390
	BelakeriKariyappaBinMudiyappa	1423	157	13	0.790
	BelakeriChikappaBinMudiyappa	1424	157	14	0.540
	HanchinamaniShushilavvaKomBasavarajappa	1425	157	2	0.840
	NeglurChanbasappa	1426	157	3	0.580
	NegalurErappaMaliyappa	1427	157	4	1.190
	NegalurManjunathaBinEshwrappa	1428	157	6	0.860
	BelakeriGangamalavvaKomShivajappa	1429	157	7	0.860
	NegalurMahadevappaMaliyappa	1430	157	8	0.270
	NegalurManjunathBinEshvarappa	1431	157	9	6.190
	NegalurShivanandappa	1432	158	*	500.000
	NegalurShivanandappa	1433	159	*	2
	NegalurShivanadappa	1434	159	*	1.120
	BudihalDyamappa	1435	160	1	0.410
	NadaphJamalSab	1436	160	2	0.270
	NadephMahamadAli	1437	160	3	0.680
	NadaphHonnurSab	1438	160	4	1.120
	NadaphNonnurSab	1439	161	1	0.480

MICROCODE	NameofFarmer	Farmer Code	SurveyNo	Area (Ha)
	BudihalManjappaBinHanumanthappa	1440	161 2	0.380
	NadapahBabuSab	1441	161 3	0.370
	NadaphShariphaSab	1442	161 4	0.380
	NadaphIbrahimSab	1443	161 5	0.480
	BudihalPhakkirappaBinGuddappa	1444	161 6	0.960
	BudihalaHemappaBinNingappa	1445	161 7	1.940
	KulkarniGopala	1446	183 1	1.950
	ShivappaHaller	1447	183 2	1.550
	KulkarniKrishnaJi	1448	183 3	0.800
	KannajjanavaraShankrappa	1449	183 4	0.800
	SiddannanavaraChanbasappa	1450	183 5	0.730
	GuddappaKenchappaBarki	1451	183 6	0.520
	TotagerBasavannevva	1452	184 1	0.490
	DeshagattiKotresha	1453	184 3	0.440
	DeshagattiShivapputrappa	1454	184 4	1.460
	KubasadalsthalingappaBinGurupadappa	1455	185 *	1.000
	SoppinaRudreshappaBinGurulingappa	1456	186 1	0.380
	SoppinBasavatheppaBinSiddalingapaSadaraSiddappa	1457	186 2	0.400
	SoppinaRudreshappaBinGurulingappa	1458	186 1	0.240
	MaiduraHusenaSab	1459	186 2	0.190
	MathadaRenukayya	1460	186 3	0.170
	SoppinBasavanthappaBinSiddalingappasadaraSiddappa	1461	186 4	0.560
	SoppinaRudreshappaBinGurulingappa	1462	186 4	0.210
	Maradennanavaralshvarappa	1463	186 5	0.840
	PujaraChaudappa	1464	187 *	0.350
	KubsadaIsathalingappaBinGurupadhappa	1465	188 *	1.800
	DesagattiChannabasappa	1466	189 1	0.880
	DesagattiKotresha	1467	189 2	0.720
	MulimaniNagaraj	1468	190 1	0.400
	NelogaKarbasappa	1469	190 2	0.090
	NelogallaMahadevappa	1470	190 2	0.270
	MahadevappaNelogala	1471	190 3	0.220

MICROCODE	NameofFarmer	Farmer Code	SurveyNo		Area (Ha)
	NadaphaShriphaSab	1472	191	1+2	0.730
	PinjaraHonnurSab	1473	191	1+2	0.300
	NadhaphPhakkiraSab	1474	191	3	0.200
	GutthalaMaheshappa	1475	192	1	0.210
	GutthalaErappa	1476	192	2	0.210
	GutthalaGadigeppa	1477	192	3	0.890
	MathadJagadevayya	1478	193	1	0.160
	MathadaJayadevayya	1479	193	2	0.170
	GadiyappanavaraShivarudrappa	1480	193	3+5	0.160
	MathadaJayadevayya	1481	193	4	0.870
	SoppinaBasavanthappaBinSiddalingappasadaraSiddappa	1482	194	1A	0.580
	SoppinaRudreshappaBinGurulingappa	1483	194	1B	0.270
	SoppinaBasavanthappaBinSidlingappa	1484	194	3	0.250
	MathadaChanabasayya	1485	194	4	0.510
	SoppinaBasanthappaBinSiddalingappa	1486	194	5A	0.570
	SoppinaBasavanthappaBinSiddalingappa	1487	194	5A	0.290
	SoppinaRudreshappaBinGurulingappa	1488	194	5B	0.730
	MathadJayadevayya	1489	195	1	0.740
	MathadJayadevayya	1490	195	2	0.700
	HosamaniPakkirSab	1491	195	3	0.320
	GadadaVijayaKomMallikarjunappa	1492	195	4	0.280
	MathadBasavaneyya	1493	196	10B	0.360
	HiremathaMallikarjunayya	1494	196	10B +4	0.110
	HiremathaVagishwarayya	1495	196	2	0.160
	MathadaHalayya	1496	196	3+5	0.160
	MathadaRenukayya	1497	196	6A+1	0.150
	ChannavirayyaMathada	1498	196	6B	0.140
	MathadaHalayya	1499	196	7	0.150
	MathadaChanabasayya	1500	196	9A+8	0.690
	PatilSymasundragouda	1501	197	1B	1.200
	MudigaudaraAnadanagouda	1502	197	2	0.330
	MudigoudaraNaganagouda	1503	197	2	1.000

MICROCODE	NameofFarmer	Farmer Code	SurveyNo	Area (Ha)
	Mudigoudralranagouda	1504	197 2	0.390
	MulimaniNagaraja	1505	197 1	0.470
	MulimaniBasavaraja	1506	197 1	0.240
	MaradannanavarEshvarappa	1507	198 1	0.160
	MathadSathayyaUrphShanthaveerayya	1508	198 2	0.290
	MaradennanavaraSumangala	1509	199 *	0.250
	KenchanagoudaRamanagouda	1510	200 1	0.370
	KenchanagoudaBasanagouda	1511	200 2	0.340
	HalageriEshvarappa	1512	201 1	0.110
	GuttalagoudraPrabhugouda	1513	201 2	0.100
	HalageriEshvarappa	1514	201 3	0.310
	KonannavaraYallavva	1515	202 1	0.620
	IrannanavaraGangamma	1516	202 2	0.940
	ShidappanavaraNagappa	1517	202 3	0.360
	NadaphaJamalaSab	1518	203 A	0.150
	PinjarHonnurSab	1519	203 A	0.140
	HalageriEshavarappa	1520	204 *	0.420
	MaradennanavaShumangala	1521	205 *	0.430
	NegalurMardanSab	1522	206 3	0.430
	HalageriBasappa	1523	206 4	0.440
	HalageriMaliyappa	1524	206 5	0.440
	HalageriBharathaBinRamappaAsadharBinRamappa	1525	207 1	0.300
	HalageriBasavanneppa	1526	207 1	0.510
	HalageriMaliyappa	1527	207 2	2.190
	HalappaTandeBasappaHalageri	1528	207 3	1.080
	HalageriBasappa	1529	207 4	1.350
	BarkiDyamappa	1530	208 1	1.350
	BarkiNingappa	1531	208 2	2.700

**4.NetPlanningandProjectactivities**

Rs in lakhs

**[ Chapter-IV ]4.3Baseline Data-Details ofExistingSoilMoisture ConservationandWaterHarvestingActivities**

Village Name	Survey No.	Activity Type:	Activity Name :	Unit	PerUnit Runoff Stored( TCM)	Existing No.ofstructures	Latitude(Degree-MinSec)	Longitude (Degree-Min-Sec)	Is InUsed9 Yes/No )	Program Name	Year OfConstruction (YYYY-YY)
Asundi-4D4C2G1c	128	WaterHarvestingActivities	Check Dam	1	1.80	1	14.624	75.558	Yes	others	2011-12
	117		Farm Pond	1	0.75	1	14.628	75.552	Yes	NREGA	2016-17
	134		Farm Pond	1	0.75	1	14.624	75.555	Yes	NREGA	1616-17
	138		Farm Pond	1	0.75	1	14.625	75.554	Yes	NREGA	2017-18
	118		Open Well	1	0.32	1	14.628	75.556	Yes	Old	1975.76
	121		Open Well	1	0.32	1	14.628	75.553	Yes	Old	1975.76
	158		Open Well	1	0.32	1	14.620	75.544	Yes	Old	1975.76
SARAVANDA-4D4C2G1c	-	-	-	-	-	-	-	-	-	-	
<b>Total</b>				<b>7</b>	<b>5.01</b>	<b>7</b>					

4.NetPlanningandProjectactivities

Rsinlakhs

[Chapter-IV]4.4DetailsofProposedSoilMoistureConservationandWaterHarvestingActivities

Asundi4D4C2G1c

VillageName	Farmer Code	FarmerName	Aadhar CardNo	Survey Number	RateType(Manually/Machinery)	ActivityType(SoilMoistureConservationActivity/WaterHarvestingActivity)	ActivityName	Unit	UnitCost(InLakhs.)	Proposed Quantity(Ha)	Latitude(Deg-Min-Sec)	Longitude(Deg-Min-Sec)	TotalCost(InLacs)	Site Photo
Asundi	1177	HulamniNandesvara		83	1	Machinery	SoilMoistureConservation	TCB	Ha	0.574	0.200	14.63	75.549	0.115
4D4C2G1c							WasteWeir	No	0.050	0				0.000
							Forestry	Ha	0.1525	0.200				0.031
							Horticulture	Ha	0.226	0.100				0.023
	1178	HulamaiSushilaKomlsvarappa		83	2	Machinery	SoilMoistureConservation	TCB	Ha	0.574	0.160	14.63	75.549	0.092
							WasteWeir	No	0.050	0				0.000
							Forestry	Ha	0.1525	0.100				0.015
							Horticulture	Ha	0.226	0.100				0.023
	1179	RohitaMallikarjunaHulmani		83	3	Machinery	SoilMoistureConservation	TCB	Ha	0.574	0.160	14.63	75.549	0.092
							WasteWeir	No	0.050	1				0.050
							Forestry	Ha	0.1525	0.153				0.023
							Horticulture	Ha	0.226	0.100				0.023
	1180	KaregoudaSunandaKomVirunagouda		84	1a	Machinery	SoilMoistureConservation	TCB	Ha	0.574	0.280	14.63	75.549	0.161
							WasteWeir	No	0.050	0				0.000
							Forestry	Ha	0.1525	0.200				0.031
							Horticulture	Ha	0.226	0.100				0.023
	1181	ChatradaJayariKomHalappa		84	1a	Machinery	SoilMoistureConservation	TCB	Ha	0.574	0.720	14.63	75.549	0.413
							WasteWeir	No	0.050	1				0.050
							Forestry	Ha	0.1525	0.300				0.046
							Horticulture	Ha	0.226	0.200				0.045
	1182	Negalurshivanandappa		84	2A	Machinery	SoilMoistureConservation	TCB	Ha	0.574	0.940	14.63	75.549	0.540
							WasteWeir	No	0.050	1				0.050
							Forestry	Ha	0.1525	0.500				0.076
							Horticulture	Ha	0.226	0.300				0.068
	1183	NegalurShivanandappa		84	2a	Machinery	SoilMoistureConservation	TCB	Ha	0.574	0.480	14.63	75.549	0.276
							WasteWeir	No	0.050	1				0.050
							Forestry	Ha	0.1525	0.200				0.031
							Horticulture	Ha	0.226	0.200				0.045
	1184	NegalurShivanandappa		84	2a	Machinery	SoilMoistureConservation	TCB	Ha	0.574	0.450	14.63	75.549	0.258
							WasteWeir	No	0.050	1				0.050
							Forestry	Ha	0.1525	0.200				0.031
							Horticulture	Ha	0.226	0.200				0.045
	1185	MalladaBasavaraj		85	2	Machinery	SoilMoistureConservation	TCB	Ha	0.574	0.280	14.63	75.549	0.161
							WasteWeir	No	0.050	0				0.000
							Forestry	Ha	0.1525	0.200				0.031
							Horticulture	Ha	0.226	0.200				0.045
	1186	MalladaBasavaraj		85	2	Machinery	SoilMoistureConservation	TCB	Ha	0.574	0.280	14.63	75.549	0.161
							WasteWeir	No	0.050	0				0.000
							Forestry	Ha	0.1525	0.200				0.031
							Horticulture	Ha	0.226	0.200				0.045
	1187	HalageriHanumanthappa		104	1	Machinery	SoilMoistureConservation	TCB	Ha	0.574	0.230	14.63	75.549	0.132
							WasteWeir	No	0.050	0				0.000
							Forestry	Ha	0.1525	0.200				0.031



							Horticulture	Ha	0.226	0.200			0.045
1188	BasappaThandeShivappaBanankar		104	2	Machinery	SoilMoistureConservation	TCB	Ha	0.574	0.260	14.63	75.549	0.149
							WasteWeir	No	0.050	0			0.000
							Forestry	Ha	0.1525	0.200			0.031
							Horticulture	Ha	0.226	0.200			0.045

VillageName	Farmer Code	FarmerName	Aadhar CardNo	Survey Number	RateType(Manually/Machinery)	ActivityType(SoilMoistureConservationActivity/WaterHarvestingActivity)	ActivityName	Unit	UnitCost(InLakhs.)	Proposed Quantity(Ha)	Latitude(Deg-Min-Sec)	Longitude (Deg-Min-Sec)	TotalCost (InLacs)	Site Photo
	1189	VadayanapuraChinnammaKomChannabasappa		105	*	Machinery	SoilMoistureConservation	TCB	Ha	0.574	0.620	14.63	75.549	0.356
							WasteWeir	No	0.050	0				0.000
							Forestry	Ha	0.1525	0.300				0.046
							Horticulture	Ha	0.226	0.200				0.045
	1190	MadivalalaYallappaBinRudrappa		106	2	Machinery	SoilMoistureConservation	TCB	Ha	0.574	0.150	14.63	75.549	0.086
							WasteWeir	No	0.050	0				0.000
							Forestry	Ha	0.1525	0.100				0.015
							Horticulture	Ha	0.226	0.100				0.023
	1191	Kerudilshvarappa		106	3	Machinery	SoilMoistureConservation	TCB	Ha	0.574	0.110	14.63	75.549	0.063
							WasteWeir	No	0.050	0				0.000
							Forestry	Ha	0.1525	0.100				0.015
							Horticulture	Ha	0.226	0.100				0.023
	1192	KerudiEshwarappa		106	4	Machinery	SoilMoistureConservation	TCB	Ha	0.574	0.080	14.63	75.549	0.046
							WasteWeir	No	0.050	0				0.000
							Forestry	Ha	0.1525	0.050				0.008
							Horticulture	Ha	0.226	0.050				0.011
	1193	NegalurVagisha		107	1	Machinery	SoilMoistureConservation	TCB	Ha	0.574	0.260	14.63	75.549	0.149
							WasteWeir	No	0.050	0				0.000
							Forestry	Ha	0.1525	0.200				0.031
							Horticulture	Ha	0.226	0.100				0.023
	1194	VadenpuraChanbasappa		107	2A	Machinery	SoilMoistureConservation	TCB	Ha	0.574	0.110	14.63	75.549	0.063
							WasteWeir	No	0.050	0				0.000
							Forestry	Ha	0.1525	0.100				0.015
							Horticulture	Ha	0.226	0.100				0.023
	1195	NegalurBasavaraj		107	2B	Machinery	SoilMoistureConservation	TCB	Ha	0.574	0.170	14.63	75.549	0.098
							WasteWeir	No	0.050	0				0.000
							Forestry	Ha	0.1525	0.100				0.015
							Horticulture	Ha	0.226	0.100				0.023
	1196	NegalurBasavaraj		107	2B	Machinery	SoilMoistureConservation	TCB	Ha	0.574	0.170	14.63	75.549	0.098
							WasteWeir	No	0.050	0				0.000
							Forestry	Ha	0.1525	0.100				0.015
							Horticulture	Ha	0.226	0.100				0.023
	1197	HitthalamaniGouravva		107	3A	Machinery	SoilMoistureConservation	TCB	Ha	0.574	0.290	14.63	75.549	0.166
							WasteWeir	No	0.050	0				0.000
							Forestry	Ha	0.1525	0.100				0.015
							Horticulture	Ha	0.226	0.100				0.023
	1198	KumbaraUrphChakrasaliBhirappa		108	3	Machinery	SoilMoistureConservation	TCB	Ha	0.574	0.250	14.63	75.549	0.144
							WasteWeir	No	0.050	0				0.000
							Forestry	Ha	0.1525	0.100				0.015
							Horticulture	Ha	0.226	0.246				0.056
	1199	PincharaMallikSab		108	4	Machinery	SoilMoistureConservation	TCB	Ha	0.574	0.360	14.63	75.549	0.207
							WasteWeir	No	0.050	0				0.000
							Forestry	Ha	0.1525	0.200				0.031
							Horticulture	Ha	0.226	0.200				0.045

	1200	KambaliDurgamma		108	5	Machinery	SoilMoistureConservation	TCB	Ha	0.574	0.250	14.63	75.549	0.144
								WasteWeir	No	0.050	0			0.000
								Forestry	Ha	0.1525	0.100			0.015
								Horticulture	Ha	0.226	0.100			0.023

VillageName	Farmer Code	FarmerName	Aadhar CardNo	Survey Number	RateType(Manually/Machinery)	ActivityType(SoilMoistureConservationActivity/WaterHarvestingActivity)	ActivityName	Unit	UnitCost(InLakhs.)	Proposed Quantity(Ha)	Latitude(Deg-Min-Sec)	Longitude(Deg-Min-Sec)	TotalCost(InLacs)	Site Photo
	1201	BilahalliismailSabBinAbdulSab		108 6	Machinery	SoilMoistureConservation	TCB	Ha	0.574	0.250	14.63	75.549	0.144	
							WasteWeir	No	0.050	0			0.000	
							Forestry	Ha	0.1525	0.100			0.015	
							Horticulture	Ha	0.226	0.100			0.023	
	1202	NiramaniMaheshappa		108 7	Machinery	SoilMoistureConservation	TCB	Ha	0.574	0.250	14.63	75.549	0.144	
							WasteWeir	No	0.050	0			0.000	
							Forestry	Ha	0.1525	0.100			0.015	
							Horticulture	Ha	0.226	0.100			0.023	
	1203	HulmaniManjuanth		109 1	Machinery	SoilMoistureConservation	TCB	Ha	0.574	0.480	14.63	75.549	0.276	
							WasteWeir	No	0.050	1			0.050	
							Forestry	Ha	0.1525	0.200			0.031	
							Horticulture	Ha	0.226	0.400			0.091	
	1204	HulmaniShanthavva		109 2	Machinery	SoilMoistureConservation	TCB	Ha	0.574	0.600	14.63	75.549	0.344	
							WasteWeir	No	0.050	1			0.050	
							Forestry	Ha	0.1525	0.300			0.046	
							Horticulture	Ha	0.226	0.500			0.113	
	1205	HulmaniNandishwara		109 3	Machinery	SoilMoistureConservation	TCB	Ha	0.574	1.200	14.63	75.549	0.689	
							WasteWeir	No	0.050	1			0.050	
							Forestry	Ha	0.1525	0.200			0.031	
							Horticulture	Ha	0.226	0.300			0.068	
	1206	ChatradaHannumathappa		110 1A+	Machinery	SoilMoistureConservation	TCB	Ha	0.574	0.540	14.63	75.549	0.310	
							WasteWeir	No	0.050	1			0.050	
							Forestry	Ha	0.1525	0.200			0.031	
							Horticulture	Ha	0.226	0.100			0.023	
	1207	NegalurMallikarjuna		110 2	Machinery	SoilMoistureConservation	TCB	Ha	0.574	0.090	14.63	75.549	0.052	
							WasteWeir	No	0.050	0			0.000	
							Forestry	Ha	0.1525	0.050			0.008	
							Horticulture	Ha	0.226	0.050			0.011	
	1208	MunigolEashvarappa		110 3	Machinery	SoilMoistureConservation	TCB	Ha	0.574	0.090	14.63	75.549	0.052	
							WasteWeir	No	0.050	0			0.000	
							Forestry	Ha	0.1525	0.050			0.008	
							Horticulture	Ha	0.226	0.050			0.011	
	1209	MallikarunaDattakaTandeChanbasappaNegalur		110 4	Machinery	SoilMoistureConservation	TCB	Ha	0.574	0.100	14.63	75.549	0.057	
							WasteWeir	No	0.050	0			0.000	
							Forestry	Ha	0.1525	0.100			0.015	
							Horticulture	Ha	0.226	0.100			0.023	
	1210	ShivappaBasappaNegalur		110 5	Machinery	SoilMoistureConservation	TCB	Ha	0.574	0.150	14.63	75.549	0.086	
							WasteWeir	No	0.050	0			0.000	
							Forestry	Ha	0.1525	0.100			0.015	
							Horticulture	Ha	0.226	0.100			0.023	
	1211	NegalurParameshwarappa		110 6	Machinery	SoilMoistureConservation	TCB	Ha	0.574	0.140	14.63	75.549	0.080	
							WasteWeir	No	0.050	0			0.000	
							Forestry	Ha	0.1525	0.100			0.015	
							Horticulture	Ha	0.226	0.100			0.023	
	1212	NegalurDoddabasappa		110 7	Machinery	SoilMoistureConservation	TCB	Ha	0.574	0.160	14.63	75.549	0.092	
							WasteWeir	No	0.050	0			0.000	

								Forestry	Ha	0.1525	0.100			0.015
								Horticulture	Ha	0.226	0.100			0.023

VillageName	Farmer Code	FarmerName	Aadhar CardNo	Survey Number	RateType(Manually/Machinery)	ActivityType(SoilMoistureConservationActivity/WaterHarvestingActivity)	ActivityName	Unit	UnitCost(InLakhs.)	Proposed Quantity(Ha)	Latitude(Deg-Min-Sec)	Longitude(Deg-Min-Sec)	TotalCost(InLacs)	Site Photo
	1213	MunigoEashwarappa		110 8	Machinery	SoilMoistureConservation	TCB	Ha	0.574	0.450	14.63	75.549	0.258	
							WasteWeir	No	0.050	1			0.050	
							Forestry	Ha	0.1525	0.200			0.031	
							Horticulture	Ha	0.226	0.100			0.023	
	1214	NegalurBasavaraja		110 9+10	Machinery	SoilMoistureConservation	TCB	Ha	0.574	0.440	14.63	75.549	0.253	
							WasteWeir	No	0.050	1			0.050	
							Forestry	Ha	0.1525	0.200			0.031	
							Horticulture	Ha	0.226	0.100			0.023	
	1215	NegalurBasavaraja		110 9+10	Machinery	SoilMoistureConservation	TCB	Ha	0.574	0.440	14.63	75.549	0.253	
							WasteWeir	No	0.050	1			0.050	
							Forestry	Ha	0.1525	0.200			0.031	
							Horticulture	Ha	0.226	0.100			0.023	
	1216	ChatradaHanumanthappa		111 1a	Machinery	SoilMoistureConservation	TCB	Ha	0.574	0.210	14.63	75.549	0.121	
							WasteWeir	No	0.050	0			0.000	
							Forestry	Ha	0.1525	0.100			0.015	
							Horticulture	Ha	0.226	0.100			0.023	
	1217	MulimaniKarbasappa		111 1b	Machinery	SoilMoistureConservation	TCB	Ha	0.574	0.210	14.63	75.549	0.121	
							WasteWeir	No	0.050	0			0.000	
							Forestry	Ha	0.1525	0.100			0.015	
							Horticulture	Ha	0.226	0.100			0.023	
	1218	MulimaniShekappa		111 2b+	Machinery	SoilMoistureConservation	TCB	Ha	0.574	0.840	14.63	75.549	0.482	
							WasteWeir	No	0.050	1			0.050	
							Forestry	Ha	0.1525	0.300			0.046	
							Horticulture	Ha	0.226	0.200			0.045	
	1219	MulimaniHalappa		111 1c	Machinery	SoilMoistureConservation	TCB	Ha	0.574	0.220	14.63	75.549	0.126	
							WasteWeir	No	0.050	0			0.000	
							Forestry	Ha	0.1525	0.100			0.015	
							Horticulture	Ha	0.226	0.100			0.023	
	1220	ChatradaHanumanthappa		111 1a	Machinery	SoilMoistureConservation	TCB	Ha	0.574	0.210	14.63	75.549	0.121	
							WasteWeir	No	0.050	0			0.000	
							Forestry	Ha	0.1525	0.100			0.015	
							Horticulture	Ha	0.226	0.100			0.023	
	1221	MulimaniKarbasappa		111 1b	Machinery	SoilMoistureConservation	TCB	Ha	0.574	0.210	14.63	75.549	0.121	
							WasteWeir	No	0.050	0			0.000	
							Forestry	Ha	0.1525	0.100			0.015	
							Horticulture	Ha	0.226	0.100			0.023	
	1222	MulimaniShekappa		111 2b+	Machinery	SoilMoistureConservation	TCB	Ha	0.574	0.840	14.63	75.549	0.482	
							WasteWeir	No	0.050	4			0.200	
							Forestry	Ha	0.1525	0.100			0.015	
							Horticulture	Ha	0.226	0.500			0.113	
	1223	ChatradaBasavaraj		112 1	Machinery	SoilMoistureConservation	TCB	Ha	0.574	0.440	14.63	75.549	0.253	
							WasteWeir	No	0.050	1			0.050	
							Forestry	Ha	0.1525	0.200			0.031	
							Horticulture	Ha	0.226	0.100			0.023	
	1224	ChatradaBasavaraj		112 1	Machinery	SoilMoistureConservation	TCB	Ha	0.574	0.440	14.63	75.549	0.253	
							WasteWeir	No	0.050	1			0.050	

								Forestry	Ha	0.1525	0.200			0.031	
								Horticulture	Ha	0.226	0.100			0.023	

VillageName	Farmer Code	FarmerName	Aadhar CardNo	Survey Number	RateType(Manually/Machinery)	ActivityType(SoilMoistureConservationActivity/WaterHarvestingActivity)	ActivityName	Unit	UnitCost(InLakhs.)	Proposed Quantity(Ha)	Latitude(Deg-Min-Sec)	Longitude(Deg-Min-Sec)	TotalCost(InLacs)	Site Photo
	1225	ValikaraBasappa		112	2	Machinery	SoilMoistureConservation	TCB	Ha	0.574	0.450	14.63	75.549	0.258
							WasteWeir	No	0.050	1				0.050
							Forestry	Ha	0.1525	0.200				0.031
							Horticulture	Ha	0.226	0.100				0.023
	1226	BalikarUrphSiddappanaraShivanagappaBinBasappa		112	3	Machinery	SoilMoistureConservation	TCB	Ha	0.574	0.230	14.63	75.549	0.132
							WasteWeir	No	0.050	0				0.000
							Forestry	Ha	0.1525	0.100				0.015
							Horticulture	Ha	0.226	0.100				0.023
	1227	ValikarUrphSiddpanavarRamappaBinBasappa		112	4	Machinery	SoilMoistureConservation	TCB	Ha	0.574	0.230	14.63	75.549	0.132
							WasteWeir	No	0.050	0				0.000
							Forestry	Ha	0.1525	0.100				0.015
							Horticulture	Ha	0.226	0.100				0.023
	1228	DoddabudihalGaneshBinThirakappa		114	1	Machinery	SoilMoistureConservation	TCB	Ha	0.574	0.120	14.63	75.549	0.069
							WasteWeir	No	0.050	0				0.000
							Forestry	Ha	0.1525	0.100				0.015
							Horticulture	Ha	0.226	0.100				0.023
	1229	DoddabudihalGaneshBinThirkappa		114	2	Machinery	SoilMoistureConservation	TCB	Ha	0.574	0.100	14.63	75.549	0.057
							WasteWeir	No	0.050	0				0.000
							Forestry	Ha	0.1525	0.100				0.015
							Horticulture	Ha	0.226	0.050				0.011
	1230	BudihalaNingappaBinChanbasappa		114	3+5	Machinery	SoilMoistureConservation	TCB	Ha	0.574	0.170	14.63	75.549	0.098
							WasteWeir	No	0.050	0				0.000
							Forestry	Ha	0.1525	0.100				0.015
							Horticulture	Ha	0.226	0.050				0.011
	1231	BudihalNingappaBinchanbasappa		114	4	Machinery	SoilMoistureConservation	TCB	Ha	0.574	0.240	14.63	75.549	0.138
							WasteWeir	No	0.050	0				0.000
							Forestry	Ha	0.1525	0.200				0.031
							Horticulture	Ha	0.226	0.100				0.023
	1232	ChatradaBasavaraj		114	6	Machinery	SoilMoistureConservation	TCB	Ha	0.574	0.120	14.63	75.549	0.069
							WasteWeir	No	0.050	0				0.000
							Forestry	Ha	0.1525	0.100				0.015
							Horticulture	Ha	0.226	0.050				0.011
	1233	RamappaTandeBasappaValikarUrphShiddapanavar		114	8	Machinery	SoilMoistureConservation	TCB	Ha	0.574	0.100	14.63	75.549	0.057
							WasteWeir	No	0.050	0				0.000
							Forestry	Ha	0.1525	0.100				0.015
							Horticulture	Ha	0.226	0.050				0.011
	1234	RamappaTandeBasappaValikarUrphShiddapanavar		114	8	Machinery	SoilMoistureConservation	TCB	Ha	0.574	0.210	14.63	75.549	0.121
							WasteWeir	No	0.050	0				0.000
							Forestry	Ha	0.1525	0.100				0.015
							Horticulture	Ha	0.226	0.100				0.023
	1235	DpddabudihalYallappa		114	9+10	Machinery	SoilMoistureConservation	TCB	Ha	0.574	0.100	14.63	75.549	0.057
							WasteWeir	No	0.050	0				0.000
							Forestry	Ha	0.1525	0.100				0.015
							Horticulture	Ha	0.226	0.050				0.011
	1236	DoddabudihalYallappa		114	9+10	Machinery	SoilMoistureConservation	TCB	Ha	0.574	0.620	14.63	75.549	0.356
							WasteWeir	No	0.050	0				0.000



								Forestry	Ha	0.1525	0.300			0.046	
								Horticulture	Ha	0.226	0.200			0.045	

VillageName	Farmer Code	FarmerName	Aadhar CardNo	Survey Number	RateType(Manually/Machinery)	ActivityType(SoilMoistureConservationActivity/WaterHarvestingActivity)	ActivityName	Unit	UnitCost(InLakhs.)	Proposed Quantity(Ha)	Latitude(Deg-Min-Sec)	Longitude(Deg-Min-Sec)	TotalCost(InLacs)	Site Photo
	1237	PinjaraKhadarBi		114	9+10	Machinery	SoilMoistureConservation	TCB	Ha	0.574	0.530	14.63	75.549	0.304
							WasteWeir	No	0.050	1				0.050
							Forestry	Ha	0.1525	0.300				0.046
							Horticulture	Ha	0.226	0.200				0.045
	1238	Godmemmi parameshwarappa		115	1+4	Machinery	SoilMoistureConservation	TCB	Ha	0.574	0.530	14.63	75.549	0.304
							WasteWeir	No	0.050	1				0.050
							Forestry	Ha	0.1525	0.300				0.046
							Horticulture	Ha	0.226	0.200				0.045
	1239	NelagalMahadevappa		115	2+5A	Machinery	SoilMoistureConservation	TCB	Ha	0.574	0.260	14.63	75.549	0.149
							WasteWeir	No	0.050	0				0.000
							Forestry	Ha	0.1525	0.200				0.031
							Horticulture	Ha	0.226	0.100				0.023
	1240	NelagalMahadevappa		115	2+5A	Machinery	SoilMoistureConservation	TCB	Ha	0.574	0.490	14.63	75.549	0.281
							WasteWeir	No	0.050	1				0.050
							Forestry	Ha	0.1525	0.200				0.031
							Horticulture	Ha	0.226	0.450				0.102
	1241	SiddapanavaraNagappa		115	3	Machinery	SoilMoistureConservation	TCB	Ha	0.574	0.640	14.63	75.549	0.367
							WasteWeir	No	0.050	1				0.050
							Forestry	Ha	0.1525	0.300				0.046
							Horticulture	Ha	0.226	0.500				0.113
	1242	ChanbasappaTandekariyappaParvathi		115	5B	Machinery	SoilMoistureConservation	TCB	Ha	0.574	0.210	14.63	75.549	0.121
							WasteWeir	No	0.050	0				0.000
							Forestry	Ha	0.1525	0.100				0.015
							Horticulture	Ha	0.226	0.200				0.045
	1243	Siddapanavar Chanbasappa		116	1	Machinery	SoilMoistureConservation	TCB	Ha	0.574	0.210	14.63	75.549	0.121
							WasteWeir	No	0.050	0				0.000
							Forestry	Ha	0.1525	0.100				0.015
							Horticulture	Ha	0.226	0.100				0.023
	1244	NegalurPakkiraSab		116	2	Machinery	SoilMoistureConservation	TCB	Ha	0.574	0.210	14.63	75.549	0.121
							WasteWeir	No	0.050	0				0.000
							Forestry	Ha	0.1525	0.100				0.015
							Horticulture	Ha	0.226	0.100				0.023
	1245	NeglurMardhanSab		116	2	Machinery	SoilMoistureConservation	TCB	Ha	0.574	0.350	14.63	75.549	0.201
							WasteWeir	No	0.050	0				0.000
							Forestry	Ha	0.1525	0.200				0.031
							Horticulture	Ha	0.226	0.100				0.023
	1246	NegalurMahabubSab		116	2	Machinery	SoilMoistureConservation	TCB	Ha	0.574	0.150	14.63	75.549	0.086
							WasteWeir	No	0.050	0				0.000
							Forestry	Ha	0.1525	0.100				0.015
							Horticulture	Ha	0.226	0.100				0.023
	1247	PattharSomanna		117	1A+1	Machinery	SoilMoistureConservation	TCB	Ha	0.574	0.150	14.63	75.549	0.086
							WasteWeir	No	0.050	0				0.000
							Forestry	Ha	0.1525	0.100				0.015
							Horticulture	Ha	0.226	0.100				0.023
	1248	PattharMouneshaBinKalappa		117	2+3	Machinery	SoilMoistureConservation	TCB	Ha	0.574	0.150	14.63	75.549	0.086
							WasteWeir	No	0.050	0				0.000

								Forestry	Ha	0.1525	0.100			0.015
								Horticulture	Ha	0.226	0.100			0.023

VillageName	Farmer Code	FarmerName	Aadhar CardNo	Survey Number	RateType(Manually/Machinery)	ActivityType(SoilMoistureConservationActivity/WaterHarvestingActivity)	ActivityName	Unit	UnitCost(InLakhs.)	Proposed Quantity(Ha)	Latitude(Deg-Min-Sec)	Longitude(Deg-Min-Sec)	TotalCost(InLacs)	Site Photo
	1249	PattharVinayaBinSubhash		117 4	Machinery	SoilMoistureConservation	TCB	Ha	0.574	0.140	14.63	75.549	0.080	
							WasteWeir	No	0.050	0			0.000	
							Forestry	Ha	0.1525	0.100			0.015	
							Horticulture	Ha	0.226	0.100			0.023	
	1250	PattharVeerabadrappaBinKalappa		117 5	Machinery	SoilMoistureConservation	TCB	Ha	0.574	0.610	14.63	75.549	0.350	
							WasteWeir	No	0.050	1			0.050	
							Forestry	Ha	0.1525	0.300			0.046	
							Horticulture	Ha	0.226	0.400			0.091	
	1251	PattharVenkannaBinKalappa		117 6	Machinery	SoilMoistureConservation	TCB	Ha	0.574	0.600	14.63	75.549	0.344	
							WasteWeir	No	0.050	1			0.050	
							Forestry	Ha	0.1525	0.300			0.046	
							Horticulture	Ha	0.226	0.100			0.023	
	1252	ValikarBasappa		118 1	Machinery	SoilMoistureConservation	TCB	Ha	0.574	0.400	14.63	75.549	0.230	
							WasteWeir	No	0.050	1			0.050	
							Forestry	Ha	0.1525	0.200			0.031	
							Horticulture	Ha	0.226	0.100			0.023	
	1253	KalappanavaBharmappa		118 2	Machinery	SoilMoistureConservation	TCB	Ha	0.574	0.200	14.63	75.549	0.115	
							WasteWeir	No	0.050	0			0.000	
							Forestry	Ha	0.1525	0.100			0.015	
							Horticulture	Ha	0.226	0.400			0.091	
	1254	ValikarUrphSiddappanavarChanbasappaBinBasappa		118 3	Machinery	SoilMoistureConservation	TCB	Ha	0.574	0.760	14.63	75.549	0.436	
							WasteWeir	No	0.050	1			0.050	
							Forestry	Ha	0.1525	0.400			0.061	
							Horticulture	Ha	0.226	0.200			0.045	
	1255	ValikarUrphSiddappanavaRamappaBinBasappa		118 4	Machinery	SoilMoistureConservation	TCB	Ha	0.574	0.150	14.63	75.549	0.086	
							WasteWeir	No	0.050	0			0.000	
							Forestry	Ha	0.1525	0.100			0.015	
							Horticulture	Ha	0.226	0.100			0.023	
	1256	NegalurPakkirSab		119 1	Machinery	SoilMoistureConservation	TCB	Ha	0.574	0.150	14.63	75.549	0.086	
							WasteWeir	No	0.050	0			0.000	
							Forestry	Ha	0.1525	0.100			0.015	
							Horticulture	Ha	0.226	0.100			0.023	
	1257	BudhihalDilappaBinBharamappa		119 10	Machinery	SoilMoistureConservation	TCB	Ha	0.574	0.600	14.63	75.549	0.344	
							WasteWeir	No	0.050	1			0.050	
							Forestry	Ha	0.1525	0.400			0.061	
					Manually	WaterHarvestingActivity	Farmpond	No	1.040	1			1.040	
							Horticulture	Ha	0.226	0.500			0.113	
	1258	BudihalChoudappa		119 11	Machinery	SoilMoistureConservation	TCB	Ha	0.574	0.140	14.63	75.549	0.080	
							WasteWeir	No	0.050	0			0.000	
							Forestry	Ha	0.1525	0.100			0.015	
							Horticulture	Ha	0.226	0.100			0.023	
	1259	Hatthihorikuberappa		119 2	Machinery	SoilMoistureConservation	TCB	Ha	0.574	0.610	14.63	75.549	0.350	
							WasteWeir	No	0.050	1			0.050	
							Forestry	Ha	0.1525	0.300			0.046	
							Horticulture	Ha	0.226	0.300			0.068	
	1260	BudihalDelappaBinBharmappa		119 3	Machinery	SoilMoistureConservation	TCB	Ha	0.574	0.650	14.63	75.549	0.373	

							WasteWeir	No	0.050	1			0.050
							Forestry	Ha	0.1525	0.300			0.046
						Manually	WaterHarvestingActivity	Farmpond	No	1.040	1		1.040
							Horticulture	Ha	0.226	0.200			0.045

VillageName	Farmer Code	FarmerName	Aadhar CardNo	Survey Number	RateType(Manually/Machinery)	ActivityType(SoilMoistureConservationActivity/WaterHarvestingActivity)	ActivityName	Unit	UnitCost(InLakhs.)	Proposed Quantity(Ha)	Latitude(Deg-Min-Sec)	Longitude(Deg-Min-Sec)	TotalCost(InLacs)	Site Photo
	1261	BudihalBasavanappa		119 4	Machinery	SoilMoistureConservation	TCB	Ha	0.574	0.150	14.63	75.549	0.086	
							WasteWeir	No	0.050	0			0.000	
							Forestry	Ha	0.1525	0.100			0.015	
							Horticulture	Ha	0.226	0.100			0.023	
	1262	BudihalBeerappa		119 4+5+	Machinery	SoilMoistureConservation	TCB	Ha	0.574	0.660	14.63	75.549	0.379	
							WasteWeir	No	0.050	1			0.050	
							Forestry	Ha	0.1525	0.300			0.046	
					Manually	WaterHarvestingActivity	Farmpond	No	1.040	1			1.040	
							Horticulture	Ha	0.226	0.200			0.045	
	1263	BudihalBasavanappa		119 6	Machinery	SoilMoistureConservation	TCB	Ha	0.574	0.140	14.63	75.549	0.080	
							WasteWeir	No	0.050	0			0.000	
							Forestry	Ha	0.1525	0.100			0.015	
							Horticulture	Ha	0.226	0.100			0.023	
	1264	BudihalHemappa		119 7+8	Machinery	SoilMoistureConservation	TCB	Ha	0.574	0.150	14.63	75.549	0.086	
							WasteWeir	No	0.050	0			0.000	
							Forestry	Ha	0.1525	0.100			0.015	
							Horticulture	Ha	0.226	0.100			0.023	
	1265	BudihalChaudappa		119 9	Machinery	SoilMoistureConservation	TCB	Ha	0.574	0.160	14.63	75.549	0.092	
							WasteWeir	No	0.050	0			0.000	
							Forestry	Ha	0.1525	0.100			0.015	
							Horticulture	Ha	0.226	0.100			0.023	
	1266	Katenalli Parameshwarappa		120 1A	Machinery	SoilMoistureConservation	TCB	Ha	0.574	0.320	14.63	75.549	0.184	
							WasteWeir	No	0.050	0			0.000	
							Forestry	Ha	0.1525	0.200			0.031	
							Horticulture	Ha	0.226	0.100			0.023	
	1267	HitthalamaniGouravva		120 1B	Machinery	SoilMoistureConservation	TCB	Ha	0.574	0.600	14.63	75.549	0.344	
							WasteWeir	No	0.050	1			0.050	
							Forestry	Ha	0.1525	0.300			0.046	
							Horticulture	Ha	0.226	0.600			0.136	
	1268	HitthalamaniKshanmukappa		120 1E	Machinery	SoilMoistureConservation	TCB	Ha	0.574	0.280	14.63	75.549	0.161	
							WasteWeir	No	0.050	0			0.000	
							Forestry	Ha	0.1525	0.200			0.031	
							Horticulture	Ha	0.226	0.100			0.023	
	1269	KeridiEaswarappa		120 2	Machinery	SoilMoistureConservation	TCB	Ha	0.574	0.270	14.63	75.549	0.155	
							WasteWeir	No	0.050	0			0.000	
							Forestry	Ha	0.1525	0.200			0.031	
							Horticulture	Ha	0.226	0.100			0.023	
	1270	BudihalSiddappa		121 ೩	Machinery	SoilMoistureConservation	TCB	Ha	0.574	0.550	14.63	75.549	0.316	
							WasteWeir	No	0.050	1			0.050	
							Forestry	Ha	0.1525	0.300			0.046	
							Horticulture	Ha	0.226	0.100			0.023	
	1271	BudihalShivapthrapa		121 ೩	Machinery	SoilMoistureConservation	TCB	Ha	0.574	0.550	14.63	75.549	0.316	
							WasteWeir	No	0.050	1			0.050	
							Forestry	Ha	0.1525	0.300			0.046	
							Horticulture	Ha	0.226	0.300			0.068	
	1272	BudihalChoudappa		121 ೪	Machinery	SoilMoistureConservation	TCB	Ha	0.574	0.370	14.63	75.549	0.212	

								WasteWeir	No	0.050	0			0.000
								Forestry	Ha	0.1525	0.200			0.031
								Horticulture	Ha	0.226	0.300			0.068

VillageName	Farmer Code	FarmerName	Aadhar CardNo	Survey Number	RateType(Manually/Machinery)	ActivityType(SoilMoistureConservationActivity/WaterHarvestingActivity)	ActivityName	Unit	UnitCost(InLakhs.)	Proposed Quantity(Ha)	Latitude(Deg-Min-Sec)	Longitude(Deg-Min-Sec)	TotalCost(InLacs)	Site Photo
	1273	BudihalShanmukhappa		121	2	Machinery	SoilMoistureConservation	TCB	Ha	0.574	14.63	75.549	0.402	
							WasteWeir	No	0.050	1			0.050	
							Forestry	Ha	0.1525	0.300			0.046	
							Horticulture	Ha	0.226	0.200			0.045	
	1274	PatilLinganagouda		122	1	Machinery	SoilMoistureConservation	TCB	Ha	0.574	14.63	75.549	0.207	
							WasteWeir	No	0.050	0			0.000	
							Forestry	Ha	0.1525	0.200			0.031	
							Horticulture	Ha	0.226	0.300			0.068	
	1275	KerudiVirupakshappa		122	2	Machinery	SoilMoistureConservation	TCB	Ha	0.574	14.63	75.549	0.184	
							WasteWeir	No	0.050	0			0.000	
							Forestry	Ha	0.1525	0.200			0.031	
							Horticulture	Ha	0.226	0.100			0.023	
	1276	PatilShankargouda		122	3	Machinery	SoilMoistureConservation	TCB	Ha	0.574	14.63	75.549	0.080	
							WasteWeir	No	0.050	0			0.000	
							Forestry	Ha	0.1525	0.100			0.015	
							Horticulture	Ha	0.226	0.100			0.023	
	1277	BudihalHanumanthappa		123	1E+	Machinery	SoilMoistureConservation	TCB	Ha	0.574	14.63	75.549	0.092	
							WasteWeir	No	0.050	0			0.000	
							Forestry	Ha	0.1525	0.100			0.015	
							Horticulture	Ha	0.226	0.050			0.011	
	1278	KoppadaKotrayya		123	2	Machinery	SoilMoistureConservation	TCB	Ha	0.574	14.63	75.549	0.121	
							WasteWeir	No	0.050	0			0.000	
							Forestry	Ha	0.1525	0.100			0.015	
							Horticulture	Ha	0.226	0.100			0.023	
	1279	KoppadaChannayyaBinErayyaThayiBasavva		123	3A	Machinery	SoilMoistureConservation	TCB	Ha	0.574	14.63	75.549	0.080	
							WasteWeir	No	0.050	0			0.000	
							Forestry	Ha	0.1525	0.100			0.015	
							Horticulture	Ha	0.226	0.100			0.023	
	1280	KariyappaTandePuttappalrannanavarUrphHosamani		123	3B	Machinery	SoilMoistureConservation	TCB	Ha	0.574	14.63	75.549	0.046	
							WasteWeir	No	0.050	0			0.000	
							Forestry	Ha	0.1525	0.050			0.008	
							Horticulture	Ha	0.226	0.050			0.011	
	1281	KoppadaKarbasayya		123	3D+	Machinery	SoilMoistureConservation	TCB	Ha	0.574	14.63	75.549	0.063	
							WasteWeir	No	0.050	0			0.000	
							Forestry	Ha	0.1525	0.100			0.015	
							Horticulture	Ha	0.226	0.100			0.023	
	1282	DilleppaTandePuttappalrannanavarUrphHosamani		123	3E	Machinery	SoilMoistureConservation	TCB	Ha	0.574	14.63	75.549	0.092	
							WasteWeir	No	0.050	0			0.000	
							Forestry	Ha	0.1525	0.100			0.015	
							Horticulture	Ha	0.226	0.100			0.023	
	1283	DilleppaTandePuttappalrannanavarUrphHosamani		123	3E	Machinery	SoilMoistureConservation	TCB	Ha	0.574	14.63	75.549	0.115	
							WasteWeir	No	0.050	0			0.000	
							Forestry	Ha	0.1525	0.200			0.031	
							Horticulture	Ha	0.226	0.100			0.023	
	1284	KariyappaTandePuttppalrannanavarUrphHosamani		123	3E	Machinery	SoilMoistureConservation	TCB	Ha	0.574	14.63	75.549	0.230	
							WasteWeir	No	0.050	0			0.000	



								Forestry	Ha	0.1525	0.200			0.031
								Horticulture	Ha	0.226	0.100			0.023

VillageName	Farmer Code	FarmerName	Aadhar CardNo	Survey Number	RateType(Manually/Machinery)	ActivityType(SoilMoistureConservationActivity/WaterHarvestingActivity)	ActivityName	Unit	UnitCost(InLakhs.)	Proposed Quantity(Ha)	Latitude(Deg-Min-Sec)	Longitude(Deg-Min-Sec)	TotalCost(InLacs)	Site Photo
	1285	KoppadachanabasayyaBinVeerabasayyaTayiBasavva		123	3E	Machinery	SoilMoistureConservation	TCB	Ha	0.574	0.350	14.63	75.549	0.201
							WasteWeir	No	0.050	0				0.000
							Forestry	Ha	0.1525	0.200				0.031
							Horticulture	Ha	0.226	0.100				0.023
	1286	SannabudihalHemappa		123	4	Machinery	SoilMoistureConservation	TCB	Ha	0.574	0.270	14.63	75.549	0.155
							WasteWeir	No	0.050	0				0.000
							Forestry	Ha	0.1525	0.200				0.031
							Horticulture	Ha	0.226	0.100				0.023
	1287	BudihalHanumanthappa		123	5	Machinery	SoilMoistureConservation	TCB	Ha	0.574	2.400	14.63	75.549	1.378
							WasteWeir	No	0.050	2				0.100
							Forestry	Ha	0.1525	1.000				0.153
							Horticulture	Ha	0.226	2.000				0.453
	1288	Sannabudihal Bharmappa		123	6	Machinery	SoilMoistureConservation	TCB	Ha	0.574	2.160	14.63	75.549	1.240
							WasteWeir	No	0.050	2				0.100
							Forestry	Ha	0.1525	0.800				0.122
							Horticulture	Ha	0.226	2.000				0.453
	1289	DoddaGaneshappaTandeSadashivappaBanagar		124	1	Machinery	SoilMoistureConservation	TCB	Ha	0.574	1.200	14.63	75.549	0.689
							WasteWeir	No	0.050	1				0.050
							Forestry	Ha	0.1525	0.300				0.046
							Horticulture	Ha	0.226	0.100				0.023
	1290	DoddaganeshappaTandeSadashivappaBanagar		124	2A	Machinery	SoilMoistureConservation	TCB	Ha	0.574	1.170	14.63	75.549	0.672
							WasteWeir	No	0.050	1				0.050
							Forestry	Ha	0.1525	0.300				0.046
							Horticulture	Ha	0.226	0.100				0.023
	1291	LokanagoudraBasavaraj		124	2B	Machinery	SoilMoistureConservation	TCB	Ha	0.574	0.490	14.63	75.549	0.281
							WasteWeir	No	0.050	1				0.050
							Forestry	Ha	0.1525	0.200				0.031
							Horticulture	Ha	0.226	0.100				0.023
	1292	KenchammanavaraNingappa		126	*	Machinery	SoilMoistureConservation	TCB	Ha	0.574	1.730	14.63	75.549	0.993
							WasteWeir	No	0.050	1				0.050
							Forestry	Ha	0.1525	0.500				0.076
							Horticulture	Ha	0.226	0.300				0.068
	1293	YashavanthappaDoddabudihala		128	1	Machinery	SoilMoistureConservation	TCB	Ha	0.574	0.480	14.63	75.549	0.276
							WasteWeir	No	0.050	1				0.050
							Forestry	Ha	0.1525	0.400				0.061
							Horticulture	Ha	0.226	0.200				0.045
	1294	DoddabudihalBasappa		128	2	Machinery	SoilMoistureConservation	TCB	Ha	0.574	2.470	14.63	75.549	1.418
							WasteWeir	No	0.050	3				0.150
							Forestry	Ha	0.1525	1.000				0.153
							LRRS	No	2.500	1				2.500
							Horticulture	Ha	0.226	1.000				0.226
	1295	KariyappaDoddabudihal		128	3	Machinery	SoilMoistureConservation	TCB	Ha	0.574	1.560	14.63	75.549	0.896
							WasteWeir	No	0.050	1				0.050
							Forestry	Ha	0.1525	0.600				0.092
							LRRS	No	2.500	1				2.500
							Horticulture	Ha	0.226	0.600				0.136

	1296	HulmaniShanthamma		133	1	Machinery	SoilMoistureConservation	TCB	Ha	0.574	1.560	14.63	75.549	0.896
								WasteWeir	No	0.050	1			0.050
								Forestry	Ha	0.1525	0.500			0.076
								Horticulture	Ha	0.226	0.500			0.113

VillageName	Farmer Code	FarmerName	Aadhar CardNo	Survey Number	RateType(Manually/Machinery)	ActivityType(SoilMoistureConservationActivity/WaterHarvestingActivity)	ActivityName	Unit	UnitCost(InLakhs.)	Proposed Quantity(Ha)	Latitude(Deg-Min-Sec)	Longitude(Deg-Min-Sec)	TotalCost(InLacs)	Site Photo
	1297	MunigoShaila		133	2-p1	Machinery	SoilMoistureConservation	TCB	Ha	0.574	2.320	14.63	75.549	1.332
							WasteWeir	No	0.050	2				0.100
							Forestry	Ha	0.1525	1.000				0.153
							Horticulture	Ha	0.226	1.000				0.226
	1298	MunigoBasavaraj		133	2-p2	Machinery	SoilMoistureConservation	TCB	Ha	0.574	0.820	14.63	75.549	0.471
							WasteWeir	No	0.050	1				0.050
							Forestry	Ha	0.1525	0.400				0.061
							LRRS	No	2.500	1				2.500
							Horticulture	Ha	0.226	0.400				0.091
	1299	DilleppaThandePuttappalrannanavarUrphHosamani		133	3	Machinery	SoilMoistureConservation	TCB	Ha	0.574	0.590	14.63	75.549	0.339
							WasteWeir	No	0.050	1				0.050
							Forestry	Ha	0.1525	0.300				0.046
							Horticulture	Ha	0.226	0.100				0.023
	1300	MunigoRamanagoudaEashwarappa		134	1	Machinery	SoilMoistureConservation	TCB	Ha	0.574	0.260	14.63	75.549	0.149
							WasteWeir	No	0.050	0				0.000
							Forestry	Ha	0.1525	0.200				0.031
							Horticulture	Ha	0.226	0.100				0.023
	1301	KariyappaTandePuttappalrannanavarUrphHosaman		134	2	Machinery	SoilMoistureConservation	TCB	Ha	0.574	0.810	14.63	75.549	0.465
							WasteWeir	No	0.050	1				0.050
							Forestry	Ha	0.1525	0.200				0.031
							LRRS	No	2.500	1				2.500
							Horticulture	Ha	0.226	0.400				0.091
	1302	KariyappaTandePuttappalrannanavarUrphHosamani		134	3	Machinery	SoilMoistureConservation	TCB	Ha	0.574	0.270	14.63	75.549	0.155
							WasteWeir	No	0.050	0				0.000
							Forestry	Ha	0.1525	0.100				0.015
							Horticulture	Ha	0.226	0.100				0.023
	1303	KallimaniPradhanappa		134	4	Machinery	SoilMoistureConservation	TCB	Ha	0.574	0.880	14.63	75.549	0.505
							WasteWeir	No	0.050	1				0.050
							Forestry	Ha	0.1525	0.400				0.061
							LRRS	No	2.500	1				2.500
							Horticulture	Ha	0.226	0.500				0.113
	1304	Kathenahalli Chidhananda		134	5	Machinery	SoilMoistureConservation	TCB	Ha	0.574	0.710	14.63	75.549	0.408
							WasteWeir	No	0.050	1				0.050
							Forestry	Ha	0.1525	0.300				0.046
							Horticulture	Ha	0.226	0.400				0.091
							LRRS	No	2.500	1				2.500
	1305	KallimaniPardaneppa		135	1	Machinery	SoilMoistureConservation	TCB	Ha	0.574	1.050	14.63	75.549	0.603
							WasteWeir	No	0.050	1				0.050
							Forestry	Ha	0.1525	0.200				0.031
							Horticulture	Ha	0.226	0.400				0.091
	1306	KatenahalliChidananda		135	2	Machinery	SoilMoistureConservation	TCB	Ha	0.574	0.150	14.63	75.549	0.086
							WasteWeir	No	0.050	0				0.000
							Forestry	Ha	0.1525	0.100				0.015
							Horticulture	Ha	0.226	0.100				0.023
	1307	MunigolaBasavarajBinEshwarappa		135	3	Machinery	SoilMoistureConservation	TCB	Ha	0.574	0.150	14.63	75.549	0.086
							WasteWeir	No	0.050	0				0.000

								Forestry	Ha	0.1525	0.100			0.015
								Horticulture	Ha	0.226	0.100			0.023

VillageName	Farmer Code	FarmerName	Aadhar CardNo	Survey Number	RateType(Manually/Machinery)	ActivityType(SoilMoistureConservationActivity/WaterHarvestingActivity)	ActivityName	Unit	UnitCost(InLakhs.)	Proposed Quantity(Ha)	Latitude(Deg-Min-Sec)	Longitude(Deg-Min-Sec)	TotalCost(InLacs)	Site Photo
	1308	MaidhurHusenSab		136	1	Machinery	SoilMoistureConservation	TCB	Ha	0.574	0.660	14.63	75.549	0.379
							WasteWeir	No	0.050	1				0.050
							Forestry	Ha	0.1525	0.400				0.061
							Horticulture	Ha	0.226	0.400				0.091
	1309	BallariAnnapurnaKomBasavarajappa		136	2	Machinery	SoilMoistureConservation	TCB	Ha	0.574	0.650	14.63	75.549	0.373
							WasteWeir	No	0.050	1				0.050
							Forestry	Ha	0.1525	0.300				0.046
							Horticulture	Ha	0.226	0.300				0.068
	1310	BallariAnnapurnaKomBasavarajappa		137	1	Machinery	SoilMoistureConservation	TCB	Ha	0.574	0.410	14.63	75.549	0.235
							WasteWeir	No	0.050	1				0.050
							Forestry	Ha	0.1525	0.200				0.031
							Horticulture	Ha	0.226	0.100				0.023
	1311	MaidurHusenSab		137	2	Machinery	SoilMoistureConservation	TCB	Ha	0.574	0.100	14.63	75.549	0.057
							WasteWeir	No	0.050	0				0.000
							Forestry	Ha	0.1525	0.100				0.015
							Horticulture	Ha	0.226	0.100				0.023
	1312	MulimathaKotrayya		138	1	Machinery	SoilMoistureConservation	TCB	Ha	0.574	0.200	14.63	75.549	0.115
							WasteWeir	No	0.050	0				0.000
							Forestry	Ha	0.1525	0.200				0.031
							Horticulture	Ha	0.226	0.100				0.023
	1313	MulimathaGadigayya		138	2	Machinery	SoilMoistureConservation	TCB	Ha	0.574	0.320	14.63	75.549	0.184
							WasteWeir	No	0.050	0				0.000
							Forestry	Ha	0.1525	0.100				0.015
							Horticulture	Ha	0.226	0.300				0.068
	1314	KarbasayyaKoppada		138	3	Machinery	SoilMoistureConservation	TCB	Ha	0.574	0.320	14.63	75.549	0.184
							WasteWeir	No	0.050	0				0.000
							Forestry	Ha	0.1525	0.100				0.015
							Horticulture	Ha	0.226	0.200				0.045
	1315	MulimathaGadigeyyaBinKotrayya		139	1-p1	Machinery	SoilMoistureConservation	TCB	Ha	0.574	0.750	14.63	75.549	0.431
							WasteWeir	No	0.050	1				0.050
							Forestry	Ha	0.1525	0.400				0.061
							Horticulture	Ha	0.226	0.400				0.091
	1316	MulimaniGadigayya		139	1-p2	Machinery	SoilMoistureConservation	TCB	Ha	0.574	0.750	14.63	75.549	0.431
							WasteWeir	No	0.050	1				0.050
							Forestry	Ha	0.1525	0.400				0.061
							Horticulture	Ha	0.226	0.400				0.091
	1317	NegalurMadhevakkKomMahadevappa		139	2A+2	Machinery	SoilMoistureConservation	TCB	Ha	0.574	1.390	14.63	75.549	0.798
							WasteWeir	No	0.050	1				0.050
							Forestry	Ha	0.1525	0.300				0.046
							Horticulture	Ha	0.226	0.100				0.023
	1318	GulannavaraKarbasappaNingappa		139	2A+2	Machinery	SoilMoistureConservation	TCB	Ha	0.574	1.210	14.63	75.549	0.695
							WasteWeir	No	0.050	1				0.050
							Forestry	Ha	0.1525	0.300				0.046
						Manually	WaterHarvestingActivity	Farmpond	No	1.040	1			1.040
							Horticulture	Ha	0.226	1.000				0.226
	1319	BelakeriMudheppa		140	1	Machinery	SoilMoistureConservation	TCB	Ha	0.574	0.870	14.63	75.549	0.499

								WasteWeir	No	0.050	1			0.050
								Forestry	Ha	0.1525	0.400			0.061
								Horticulture	Ha	0.226	0.800			0.181

VillageName	Farmer Code	FarmerName	Aadhar CardNo	Survey Number	RateType(Manually/Machinery)	ActivityType(SoilMoistureConservationActivity/WaterHarvestingActivity)	ActivityName	Unit	UnitCost(InLakhs.)	Proposed Quantity(Ha)	Latitude(Deg-Min-Sec)	Longitude(Deg-Min-Sec)	TotalCost(InLacs)	Site Photo
	1320	MulimaniShekappa		140	1	Machinery	SoilMoistureConservation	TCB	Ha	0.574	1.100	14.63	75.549	0.632
							WasteWeir	No	0.050	1				0.050
							Forestry	Ha	0.1525	0.800				0.122
						Manually	WaterHarvestingActivity	Farmpond	No	1.040	1			1.040
							Horticulture	Ha	0.226	1.000				0.226
	1321	MaharudrappalrappaBencalli		140	2	Machinery	SoilMoistureConservation	TCB	Ha	0.574	0.910	14.63	75.549	0.522
							WasteWeir	No	0.050	1				0.050
							Forestry	Ha	0.1525	0.400				0.061
							Horticulture	Ha	0.226	0.500				0.113
	1322	KerudiVirupakshappa		140	2	Machinery	SoilMoistureConservation	TCB	Ha	0.574	0.300	14.63	75.549	0.172
							WasteWeir	No	0.050	1				0.050
							Forestry	Ha	0.1525	0.100				0.015
							Horticulture	Ha	0.226	0.246				0.056
	1323	MaharudrappalrappaBencalli		140	3	Machinery	SoilMoistureConservation	TCB	Ha	0.574	0.190	14.63	75.549	0.109
							WasteWeir	No	0.050	0				0.000
							Forestry	Ha	0.1525	0.100				0.015
							Horticulture	Ha	0.226	0.100				0.023
	1324	BennuraKotreshwarayyaBinMalakayya		141	1A	Machinery	SoilMoistureConservation	TCB	Ha	0.574	0.280	14.63	75.549	0.161
							WasteWeir	No	0.050	0				0.000
							Forestry	Ha	0.1525	0.100				0.015
							Horticulture	Ha	0.226	0.100				0.023
	1325	MathadKarbasayya		141	1B	Machinery	SoilMoistureConservation	TCB	Ha	0.574	0.270	14.63	75.549	0.155
							WasteWeir	No	0.050	0				0.000
							Forestry	Ha	0.1525	0.200				0.031
							Horticulture	Ha	0.226	0.100				0.023
	1326	BennurUrphShadaksharimathaShambulingayya		141	2	Machinery	SoilMoistureConservation	TCB	Ha	0.574	0.120	14.63	75.549	0.069
							WasteWeir	No	0.050	0				0.000
							Forestry	Ha	0.1525	0.100				0.015
							Horticulture	Ha	0.226	0.100				0.023
	1327	BennurUrphShadaksharimathaShamulingayya		141	3	Machinery	SoilMoistureConservation	TCB	Ha	0.574	0.160	14.63	75.549	0.092
							WasteWeir	No	0.050	0				0.000
							Forestry	Ha	0.1525	0.100				0.015
							Horticulture	Ha	0.226	0.100				0.023
	1328	KariyappaTandePuttappaErannanavaraUrphHosama		141	4	Machinery	SoilMoistureConservation	TCB	Ha	0.574	0.130	14.63	75.549	0.075
							WasteWeir	No	0.050	0				0.000
							Forestry	Ha	0.1525	0.100				0.015
							Horticulture	Ha	0.226	0.100				0.023
	1329	NegalurChandrappaBinChanbasppa		141	4	Machinery	SoilMoistureConservation	TCB	Ha	0.574	0.160	14.63	75.549	0.092
							WasteWeir	No	0.050	0				0.000
							Forestry	Ha	0.1525	0.100				0.015
							Horticulture	Ha	0.226	0.100				0.023
	1330	DilleppaTandePutthappairannanavarUrphHosamani		141	5	Machinery	SoilMoistureConservation	TCB	Ha	0.574	1.200	14.63	75.549	0.689
							WasteWeir	No	0.050	1				0.050
							Forestry	Ha	0.1525	0.500				0.076
							Horticulture	Ha	0.226	0.400				0.091
	1331	NegalurShiddalingappaBinShivappa		141	6	Machinery	SoilMoistureConservation	TCB	Ha	0.574	1.340	14.63	75.549	0.769



								WasteWeir	No	0.050	1			0.050
								Forestry	Ha	0.1525	0.500			0.076
								Horticulture	Ha	0.226	0.400			0.091

VillageName	Farmer Code	FarmerName	Aadhar CardNo	Survey Number	RateType(Manually/Machinery)	ActivityType(SoilMoistureConservationActivity/WaterHarvestingActivity)	ActivityName	Unit	UnitCost(InLakhs.)	Proposed Quantity(Ha)	Latitude(Deg-Min-Sec)	Longitude(Deg-Min-Sec)	TotalCost(InLacs)	Site Photo
	1332	NegalurVagisha		142	1+2A	Machinery	SoilMoistureConservation	TCB	Ha	0.574	0.940	14.63	75.549	0.540
							WasteWeir	No	0.050	1				0.050
							Forestry	Ha	0.1525	0.400				0.061
							WaterWay	RMT	0.004	100.000				0.400
							Horticulture	Ha	0.226	0.300				0.068
	1333	NegalurNingamma		142	1+2B	Machinery	SoilMoistureConservation	TCB	Ha	0.574	0.430	14.63	75.549	0.247
							WasteWeir	No	0.050	1				0.050
							Forestry	Ha	0.1525	0.200				0.031
							WaterWay	RMT	0.004	0.000				0.000
	1334	KerudiSidlingappa		142	3	Machinery	SoilMoistureConservation	TCB	Ha	0.574	0.660	14.63	75.549	0.379
							WasteWeir	No	0.050	1				0.050
							Forestry	Ha	0.1525	0.300				0.046
							WaterWay	RMT	0.004	60.000				0.240
	1335	MathadVagisha		143	2e9	Machinery	SoilMoistureConservation	TCB	Ha	0.574	0.710	14.63	75.549	0.408
							WasteWeir	No	0.050	1				0.050
							Forestry	Ha	0.1525	0.300				0.046
							WaterWay	RMT	0.004	100.000				0.400
	1336	NeglurParameshwarappa		143	2e9	Machinery	SoilMoistureConservation	TCB	Ha	0.574	0.520	14.63	75.549	0.299
							WasteWeir	No	0.050	1				0.050
							Forestry	Ha	0.1525	0.250				0.038
							WaterWay	RMT	0.004	50.000				0.200
	1337	GadadaVijayaKomMallikarjunappa		143	1A+1	Machinery	SoilMoistureConservation	TCB	Ha	0.574	0.770	14.63	75.549	0.442
							WasteWeir	No	0.050	1				0.050
							Forestry	Ha	0.1525	0.300				0.046
							WaterWay	RMT	0.004	100.000				0.400
	1338	BasavarajaShivanagappaNegalur		143	1C	Machinery	SoilMoistureConservation	TCB	Ha	0.574	0.560	14.63	75.549	0.321
							WasteWeir	No	0.050	1				0.050
							Forestry	Ha	0.1525	0.250				0.038
							WaterWay	RMT	0.004	50.000				0.200
							Horticulture	Ha	0.226	0.500				0.113
	1339	MathadShanthayya		143	2A	Machinery	SoilMoistureConservation	TCB	Ha	0.574	0.660	14.63	75.549	0.379
							WasteWeir	No	0.050	1				0.050
							Forestry	Ha	0.1525	0.300				0.046
							WaterWay	RMT	0.004	60.000				0.240
							Horticulture	Ha	0.226	0.400				0.091
	1340	NegalurParameshwarappa		143	2B	Machinery	SoilMoistureConservation	TCB	Ha	0.574	0.390	14.63	75.549	0.224
							WasteWeir	No	0.050	0				0.000
							Forestry	Ha	0.1525	0.300				0.046
							RC	No	0.750	1				0.750
	1341	NegalurParameshwarappa		143	2e9	Machinery	SoilMoistureConservation	TCB	Ha	0.574	0.200	14.63	75.549	0.115
							WasteWeir	No	0.050	0				0.000
							Forestry	Ha	0.1525	0.100				0.015
							Horticulture	Ha	0.226	0.100				0.023
	1342	HalageriShivamurthappa		143	3	Machinery	SoilMoistureConservation	TCB	Ha	0.574	0.710	14.63	75.549	0.408
							WasteWeir	No	0.050	1				0.050
							Forestry	Ha	0.1525	0.350				0.053

							LRRS	No	2.500	1			2.500
1343	NegalurBasavaraj		143	4	Machinery	SoilMoistureConservation	TCB	Ha	0.574	0.380	14.63	75.549	0.218
							WasteWeir	No	0.050	0			0.000
							Forestry	Ha	0.1525	0.300			0.046
							RC	No	0.750	1			0.750

VillageName	Farmer Code	FarmerName	Aadhar CardNo	Survey Number	RateType(Manually/Machinery)	ActivityType(SoilMoistureConservationActivity/WaterHarvestingActivity)	ActivityName	Unit	UnitCost(InLakhs.)	Proposed Quantity(Ha)	Latitude(Deg-Min-Sec)	Longitude(Deg-Min-Sec)	TotalCost(InLacs)	Site Photo
	1344	Keppanilappanavara Dyamappa		144	*	Machinery	SoilMoistureConservation	TCB	Ha	0.574	1.200	14.63	75.549	0.689
							WasteWeir	No	0.050	1				0.050
							Forestry	Ha	0.1525	0.300				0.046
							Horticulture	Ha	0.226	0.500				0.113
	1345	Keppanilappanavara Dyamappa		145	*	Machinery	SoilMoistureConservation	TCB	Ha	0.574	0.530	14.63	75.549	0.304
							WasteWeir	No	0.050	1				0.050
							Forestry	Ha	0.1525	0.300				0.046
							Horticulture	Ha	0.226	0.400				0.091
	1346	NelagalPargathammaKomShambulingappa		146	4e	Machinery	SoilMoistureConservation	TCB	Ha	0.574	0.530	14.63	75.549	0.304
							WasteWeir	No	0.050	1				0.050
							Forestry	Ha	0.1525	0.300				0.046
							Horticulture	Ha	0.226	0.400				0.091
	1347	NelagalParvathammaKomShambulingappa		146	4e	Machinery	SoilMoistureConservation	TCB	Ha	0.574	0.540	14.63	75.549	0.310
							WasteWeir	No	0.050	1				0.050
							Forestry	Ha	0.1525	0.300				0.046
						Manually	WaterHarvestingActivity	CD	No	10.000	1			10.000
							Horticulture	Ha	0.226	0.400				0.091
	1348	NelagalBenakappa		146	4e	Machinery	SoilMoistureConservation	TCB	Ha	0.574	1.030	14.63	75.549	0.591
							WasteWeir	No	0.050	1				0.050
							Forestry	Ha	0.1525	0.400				0.061
							Horticulture	Ha	0.226	0.400				0.091
	1349	NelagalShankrappa		146	4e	Machinery	SoilMoistureConservation	TCB	Ha	0.574	0.990	14.63	75.549	0.568
							WasteWeir	No	0.050	1				0.050
							Forestry	Ha	0.1525	0.500				0.076
							Horticulture	Ha	0.226	0.400				0.091
	1350	VandanaTandeMalatheshUrphMarthandaKulkarni		146	1	Machinery	SoilMoistureConservation	TCB	Ha	0.574	1.070	14.63	75.549	0.614
							WasteWeir	No	0.050	1				0.050
							Forestry	Ha	0.1525	0.500				0.076
							Horticulture	Ha	0.226	0.500				0.113
	1351	MathadJayadevayya		146	2X-1	Machinery	SoilMoistureConservation	TCB	Ha	0.574	0.190	14.63	75.549	0.109
							WasteWeir	No	0.050	1				0.050
							Forestry	Ha	0.1525	0.100				0.015
							Horticulture	Ha	0.226	0.246				0.056
	1352	MathadRenukayya		146	3	Machinery	SoilMoistureConservation	TCB	Ha	0.574	1.200	14.63	75.549	0.689
							WasteWeir	No	0.050	1				0.050
							Forestry	Ha	0.1525	0.600				0.092
							Horticulture	Ha	0.226	0.500				0.113
	1353	SoppinaGurulingappa		146	4B	Machinery	SoilMoistureConservation	TCB	Ha	0.574	0.530	14.63	75.549	0.304
							WasteWeir	No	0.050	1				0.050
							Forestry	Ha	0.1525	0.200				0.031
							Horticulture	Ha	0.226	0.400				0.091
	1354	NelagalParthammaKomShambulingappa		146	4e	Machinery	SoilMoistureConservation	TCB	Ha	0.574	1.030	14.63	75.549	0.591
							WasteWeir	No	0.050	1				0.050
							Forestry	Ha	0.1525	0.300				0.046
							Horticulture	Ha	0.226	0.500				0.113
	1355	NelagalParvathammaKomShambulingappa		146	4e	Machinery	SoilMoistureConservation	TCB	Ha	0.574	0.600	14.63	75.549	0.344

								WasteWeir	No	0.050	1			0.050
								Forestry	Ha	0.1525	0.300			0.046
								Horticulture	Ha	0.226	0.500			0.113

VillageName	Farmer Code	FarmerName	Aadhar CardNo	Survey Number	RateType(Manually/Machinery)	ActivityType(SoilMoistureConservationActivity/WaterHarvestingActivity)	ActivityName	Unit	UnitCost(InLakhs.)	Proposed Quantity(Ha)	Latitude(Deg-Min-Sec)	Longitude(Deg-Min-Sec)	TotalCost(InLacs)	Site Photo
	1356	VenkateshUrphrameshBisthorvaKulkarni		146	5	Machinery	SoilMoistureConservation	TCB	Ha	0.574	0.320	14.63	75.549	0.184
								WasteWeir	No	0.050	0			0.000
								Forestry	Ha	0.1525	0.300			0.046
								Horticulture	Ha	0.226	0.300			0.068
	1357	KubasadaGurpadhappa		147	1	Machinery	SoilMoistureConservation	TCB	Ha	0.574	0.310	14.63	75.549	0.178
								WasteWeir	No	0.050	0			0.000
								Forestry	Ha	0.1525	0.200			0.031
								Horticulture	Ha	0.226	0.300			0.068
	1358	BenchalliPakkirappa		147	2a	Machinery	SoilMoistureConservation	TCB	Ha	0.574	0.310	14.63	75.549	0.178
								WasteWeir	No	0.050	0			0.000
								Forestry	Ha	0.1525	0.200			0.031
								Horticulture	Ha	0.226	0.300			0.068
	1359	BenchalliChandrappa		147	2a	Machinery	SoilMoistureConservation	TCB	Ha	0.574	0.310	14.63	75.549	0.178
								WasteWeir	No	0.050	0			0.000
								Forestry	Ha	0.1525	0.200			0.031
								Horticulture	Ha	0.226	0.300			0.068
	1360	BenchalliNagappa		147	2a	Machinery	SoilMoistureConservation	TCB	Ha	0.574	0.310	14.63	75.549	0.178
								WasteWeir	No	0.050	0			0.000
								Forestry	Ha	0.1525	0.300			0.046
								Horticulture	Ha	0.226	0.300			0.068
	1361	BenchalliErabhadrapa		148	1	Machinery	SoilMoistureConservation	TCB	Ha	0.574	0.310	14.63	75.549	0.178
								WasteWeir	No	0.050	0			0.000
								Forestry	Ha	0.1525	0.300			0.046
								Horticulture	Ha	0.226	0.300			0.068
	1362	BenchalliPutthappa		148	2	Machinery	SoilMoistureConservation	TCB	Ha	0.574	0.650	14.63	75.549	0.373
								WasteWeir	No	0.050	1			0.050
								Forestry	Ha	0.1525	0.300			0.046
								Horticulture	Ha	0.226	0.246			0.056
	1363	ShrinivasTandePuttappaBenchalli		148	3	Machinery	SoilMoistureConservation	TCB	Ha	0.574	0.570	14.63	75.549	0.327
								WasteWeir	No	0.050	1			0.050
								Forestry	Ha	0.1525	0.300			0.046
								Horticulture	Ha	0.226	0.400			0.091
	1364	ManjulaKomParameswragoudaChannagudra		149	1	Machinery	SoilMoistureConservation	TCB	Ha	0.574	1.440	14.63	75.549	0.827
								WasteWeir	No	0.050	1			0.050
								Forestry	Ha	0.1525	0.500			0.076
								Horticulture	Ha	0.226	0.246			0.056
	1365	AnagdiShivaputrappa		149	2	Machinery	SoilMoistureConservation	TCB	Ha	0.574	0.970	14.63	75.549	0.557
								WasteWeir	No	0.050	1			0.050
								Forestry	Ha	0.1525	0.500			0.076
								Horticulture	Ha	0.226	0.300			0.068
	1366	GadadhaPakkirappa		150	1+2	Machinery	SoilMoistureConservation	TCB	Ha	0.574	1.370	14.63	75.549	0.787
								WasteWeir	No	0.050	1			0.050
								Forestry	Ha	0.1525	0.500			0.076
								Horticulture	Ha	0.226	0.100			0.023
	1367	MulimaniShekarappa		150	3	Machinery	SoilMoistureConservation	TCB	Ha	0.574	0.500	14.63	75.549	0.287
								WasteWeir	No	0.050	1			0.050

								Forestry	Ha	0.1525	0.300			0.046
								LRRS	No	2.500	1			2.500

VillageName	Farmer Code	FarmerName	Aadhar CardNo	Survey Number	RateType(Manually/Machinery)	ActivityType(SoilMoistureConservationActivity/WaterHarvestingActivity)	ActivityName	Unit	UnitCost(InLakhs.)	Proposed Quantity(Ha)	Latitude(Deg-Min-Sec)	Longitude(Deg-Min-Sec)	TotalCost(InLacs)	Site Photo
	1368	KotihalaUrphNegalurNilamma		150	4+5A	Machinery	SoilMoistureConservation	TCB	Ha	0.574	14.63	75.549	0.287	
							WasteWeir	No	0.050	1			0.050	
							Forestry	Ha	0.1525	0.250			0.038	
							Horticulture	Ha	0.226	0.200			0.045	
	1369	BarkiMailarappaUrphMallarappa		150	4+5B	Machinery	SoilMoistureConservation	TCB	Ha	0.574	14.63	75.549	0.620	
							WasteWeir	No	0.050	2			0.100	
							Forestry	Ha	0.1525	0.300			0.046	
							Horticulture	Ha	0.226	0.300			0.068	
	1370	BarkiMailarappaUrphMalarappa		150	4+5	Machinery	SoilMoistureConservation	TCB	Ha	0.574	14.63	75.549	1.160	
							WasteWeir	No	0.050	2			0.100	
							Forestry	Ha	0.1525	1.000			0.153	
							Horticulture	Ha	0.226	1.000			0.226	
	1371	MulimaniShekarappa		150	6	Machinery	SoilMoistureConservation	TCB	Ha	0.574	14.63	75.549	0.344	
							WasteWeir	No	0.050	1			0.050	
							Forestry	Ha	0.1525	0.300			0.046	
							Horticulture	Ha	0.226	0.200			0.045	
	1372	IrannanavaraMaheshappa		151	1	Machinery	SoilMoistureConservation	TCB	Ha	0.574	14.63	75.549	1.154	
							WasteWeir	No	0.050	2			0.100	
							Forestry	Ha	0.1525	0.500			0.076	
							Horticulture	Ha	0.226	0.300			0.068	
	1373	PujarBirappaBinErappa		151	10	Machinery	SoilMoistureConservation	TCB	Ha	0.574	14.63	75.549	0.919	
							WasteWeir	No	0.050	1			0.050	
							Forestry	Ha	0.1525	1.000			0.153	
							Horticulture	Ha	0.226	0.300			0.068	
	1374	Irannanavaraannapa		151	2	Machinery	SoilMoistureConservation	TCB	Ha	0.574	14.63	75.549	0.253	
							WasteWeir	No	0.050	1			0.050	
							Forestry	Ha	0.1525	0.200			0.031	
							Horticulture	Ha	0.226	0.100			0.023	
	1375	BudihalMallappaBinGuddappa		151	3	Machinery	SoilMoistureConservation	TCB	Ha	0.574	14.63	75.549	0.373	
							WasteWeir	No	0.050	1			0.050	
							Forestry	Ha	0.1525	0.300			0.046	
							Horticulture	Ha	0.226	0.200			0.045	
	1376	IrannavaraMailarappa		151	4	Machinery	SoilMoistureConservation	TCB	Ha	0.574	14.63	75.549	0.149	
							WasteWeir	No	0.050	0			0.000	
							Forestry	Ha	0.1525	0.200			0.031	
							Horticulture	Ha	0.226	0.100			0.023	
	1377	RamappaTandeBharmappaErannanavar		151	5	Machinery	SoilMoistureConservation	TCB	Ha	0.574	14.63	75.549	0.344	
							WasteWeir	No	0.050	1			0.050	
							Forestry	Ha	0.1525	0.300			0.046	
							Horticulture	Ha	0.226	0.200			0.045	
	1378	KummarGuddappa		151	8	Machinery	SoilMoistureConservation	TCB	Ha	0.574	14.63	75.549	0.230	
							WasteWeir	No	0.050	1			0.050	
							Forestry	Ha	0.1525	0.200			0.031	
							LRRS	No	2.500	1			2.500	
	1379	PujarChoudappaBinErappa		151	9	Machinery	SoilMoistureConservation	TCB	Ha	0.574	14.63	75.549	0.230	
							WasteWeir	No	0.050	1			0.050	



								Forestry	Ha	0.1525	0.200			0.031
								LRRS	No	2.500	1			2.500

VillageName	Farmer Code	FarmerName	Aadhar CardNo	Survey Number	RateType(Ma nually/Machi nery)	ActivityType(SoilMoistureCo nservationActivity/WaterHar vestingActivity)	ActivityName	Unit	UnitCost( InLakhs.)	Proposed Quantity( Ha)	Latitude( Deg-Min- Sec)	Longitude (Deg-Min- Sec)	TotalCost (InLacs)	Site Photo
	1380	KummarHanumanthappa		152	1e9	Machinery	SoilMoistureConservation	TCB	Ha	0.574	0.370	14.63	75.549	0.212
							WasteWeir	No	0.050	0				0.000
							Forestry	Ha	0.1525	0.200				0.031
							LRRS	No	2.500	1				2.500
	1381	BelakeriGangamalavvaKomShivajeppa		152	1e9	Machinery	SoilMoistureConservation	TCB	Ha	0.574	0.370	14.63	75.549	0.212
							WasteWeir	No	0.050	0				0.000
							Forestry	Ha	0.1525	0.200				0.031
							Horticulture	Ha	0.226	0.100				0.023
	1382	AlalageriMadhevakka		152	1e9+	Machinery	SoilMoistureConservation	TCB	Ha	0.574	0.370	14.63	75.549	0.212
							WasteWeir	No	0.050	2				0.100
							Forestry	Ha	0.1525	0.200				0.031
							Horticulture	Ha	0.226	0.100				0.023
	1383	ErannanavaraKarbasappa		152	1e9+	Machinery	SoilMoistureConservation	TCB	Ha	0.574	0.400	14.63	75.549	0.230
							WasteWeir	No	0.050	1				0.050
							Forestry	Ha	0.1525	0.200				0.031
							Horticulture	Ha	0.226	0.100				0.023
	1384	ErannanavarMailarappa		152	1e9+	Machinery	SoilMoistureConservation	TCB	Ha	0.574	0.600	14.63	75.549	0.344
							WasteWeir	No	0.050	1				0.050
							Forestry	Ha	0.1525	0.400				0.061
							Horticulture	Ha	0.226	0.200				0.045
	1385	IrannanavaraYallavva		152	1e9+	Machinery	SoilMoistureConservation	TCB	Ha	0.574	0.710	14.63	75.549	0.408
							WasteWeir	No	0.050	1				0.050
							Forestry	Ha	0.1525	0.300				0.046
							Horticulture	Ha	0.226	0.200				0.045
	1386	KummarGuddappa		152	1e9	Machinery	SoilMoistureConservation	TCB	Ha	0.574	2.000	14.63	75.549	1.148
							WasteWeir	No	0.050	2				0.100
							Forestry	Ha	0.1525	1.000				0.153
							Horticulture	Ha	0.226	0.200				0.045
	1387	ParvathiPuttappa		152	3	Machinery	SoilMoistureConservation	TCB	Ha	0.574	1.840	14.63	75.549	1.056
							WasteWeir	No	0.050	2				0.100
							Forestry	Ha	0.1525	1.000				0.153
							Horticulture	Ha	0.226	0.400				0.091
	1388	BisalalliYallappaBinGuddappa		152	4	Machinery	SoilMoistureConservation	TCB	Ha	0.574	0.400	14.63	75.549	0.230
							WasteWeir	No	0.050	1				0.050
							Forestry	Ha	0.1525	0.200				0.031
							Horticulture	Ha	0.226	0.100				0.023
	1389	BakkiraUrphBilahalliHuccappaTandeKannappa		152	5	Machinery	SoilMoistureConservation	TCB	Ha	0.574	0.830	14.63	75.549	0.477
							WasteWeir	No	0.050	1				0.050
							Forestry	Ha	0.1525	0.400				0.061
							LRRS	No	2.500	1				2.500
							Horticulture	Ha	0.226	0.800				0.181
	1390	IrannanavaraMailarappa		152	6	Machinery	SoilMoistureConservation	TCB	Ha	0.574	0.840	14.63	75.549	0.482
							WasteWeir	No	0.050	1				0.050
							Forestry	Ha	0.1525	0.300				0.046
							LRRS	No	2.500	1				2.500
	1391	AlalageriPutthappa		153	1A+	Machinery	SoilMoistureConservation	TCB	Ha	0.574	0.350	14.63	75.549	0.201

								WasteWeir	No	0.050	0			0.000
								Forestry	Ha	0.1525	0.100			0.015
								Horticulture	Ha	0.226	0.100			0.023

VillageName	Farmer Code	FarmerName	Aadhar CardNo	Survey Number	RateType(Manually/Machinery)	ActivityType(SoilMoistureConservationActivity/WaterHarvestingActivity)	ActivityName	Unit	UnitCost(InLakhs.)	Proposed Quantity(Ha)	Latitude(Deg-Min-Sec)	Longitude(Deg-Min-Sec)	TotalCost(InLacs)	Site Photo
	1392	BenchalliPuttappa		153	2	Machinery	SoilMoistureConservation	TCB	Ha	0.574	0.290	14.63	75.549	0.166
							WasteWeir	No	0.050	0				0.000
							Forestry	Ha	0.1525	0.200				0.031
							Horticulture	Ha	0.226	0.100				0.023
	1393	PinjaraSharipSab		154	1	Machinery	SoilMoistureConservation	TCB	Ha	0.574	0.280	14.63	75.549	0.161
							WasteWeir	No	0.050	0				0.000
							Forestry	Ha	0.1525	0.100				0.015
							Horticulture	Ha	0.226	0.100				0.023
	1394	NadhapaMahabubSab		154	2	Machinery	SoilMoistureConservation	TCB	Ha	0.574	0.280	14.63	75.549	0.161
							WasteWeir	No	0.050	0				0.000
							Forestry	Ha	0.1525	0.200				0.031
							Horticulture	Ha	0.226	0.246				0.056
	1395	NadhapaKhasimSab		154	2	Machinery	SoilMoistureConservation	TCB	Ha	0.574	0.160	14.63	75.549	0.092
							WasteWeir	No	0.050	0				0.000
							Forestry	Ha	0.1525	0.100				0.015
							Horticulture	Ha	0.226	0.246				0.056
	1396	NadhapaJamalSab		154	2	Machinery	SoilMoistureConservation	TCB	Ha	0.574	0.140	14.63	75.549	0.080
							WasteWeir	No	0.050	0				0.000
							Forestry	Ha	0.1525	0.100				0.015
							Horticulture	Ha	0.226	0.246				0.056
	1397	PinjarPakkirSab		154	3A	Machinery	SoilMoistureConservation	TCB	Ha	0.574	0.090	14.63	75.549	0.052
							WasteWeir	No	0.050	0				0.000
							Forestry	Ha	0.1525	0.050				0.008
							Horticulture	Ha	0.226	0.246				0.056
	1398	NadhapaMahadalli		154	3C	Machinery	SoilMoistureConservation	TCB	Ha	0.574	0.680	14.63	75.549	0.390
							WasteWeir	No	0.050	1				0.050
							Forestry	Ha	0.1525	0.300				0.046
							Horticulture	Ha	0.226	0.300				0.068
	1399	NadhapaMahadalli		154	3D	Machinery	SoilMoistureConservation	TCB	Ha	0.574	0.100	14.63	75.549	0.057
							WasteWeir	No	0.050	0				0.000
							Forestry	Ha	0.1525	0.100				0.015
							Horticulture	Ha	0.226	0.246				0.056
	1400	NadhapaPhakkiraSab		154	3E+3	Machinery	SoilMoistureConservation	TCB	Ha	0.574	0.100	14.63	75.549	0.057
							WasteWeir	No	0.050	0				0.000
							Forestry	Ha	0.1525	0.100				0.015
							Horticulture	Ha	0.226	0.246				0.056
	1401	NadhapaIbrahimSab		154	3F	Machinery	SoilMoistureConservation	TCB	Ha	0.574	0.080	14.63	75.549	0.046
							WasteWeir	No	0.050	0				0.000
							Forestry	Ha	0.1525	0.050				0.008
							Horticulture	Ha	0.226	0.246				0.056
	1402	NadhapaBabuSab		154	3F	Machinery	SoilMoistureConservation	TCB	Ha	0.574	0.300	14.63	75.549	0.172
							WasteWeir	No	0.050	0				0.000
							Forestry	Ha	0.1525	0.200				0.031
							Horticulture	Ha	0.226	0.100				0.023
	1403	NadhapaIbrahimSab		154	3G	Machinery	SoilMoistureConservation	TCB	Ha	0.574	0.170	14.63	75.549	0.098
							WasteWeir	No	0.050	0				0.000

								Forestry	Ha	0.1525	0.100			0.015	
								Horticulture	Ha	0.226	0.246			0.056	

VillageName	Farmer Code	FarmerName	Aadhar CardNo	Survey Number	RateType(Manually/Machinery)	ActivityType(SoilMoistureConservationActivity/WaterHarvestingActivity)	ActivityName	Unit	UnitCost(InLakhs.)	Proposed Quantity(Ha)	Latitude(Deg-Min-Sec)	Longitude(Deg-Min-Sec)	TotalCost(InLacs)	Site Photo
	1404	NadaphaKhajaSab		154	3	Machinery	SoilMoistureConservation	TCB	Ha	0.574	0.170	14.63	75.549	0.098
							WasteWeir	No	0.050	0				0.000
							Forestry	Ha	0.1525	0.100				0.015
							Horticulture	Ha	0.226	0.100				0.023
	1405	HosamaniaMahabubhi		154	4	Machinery	SoilMoistureConservation	TCB	Ha	0.574	0.170	14.63	75.549	0.098
							WasteWeir	No	0.050	0				0.000
							Forestry	Ha	0.1525	0.100				0.015
							Horticulture	Ha	0.226	0.100				0.023
	1406	MardhanSabHosamani		154	5	Machinery	SoilMoistureConservation	TCB	Ha	0.574	0.190	14.63	75.549	0.109
							WasteWeir	No	0.050	0				0.000
							Forestry	Ha	0.1525	0.100				0.015
							Horticulture	Ha	0.226	0.100				0.023
	1407	PinjarShariphSab		154	6	Machinery	SoilMoistureConservation	TCB	Ha	0.574	0.100	14.63	75.549	0.057
							WasteWeir	No	0.050	0				0.000
							Forestry	Ha	0.1525	0.050				0.008
							Horticulture	Ha	0.226	0.246				0.056
	1408	DoddamaniBibijanaKomrehamanSab		154	7	Machinery	SoilMoistureConservation	TCB	Ha	0.574	0.190	14.63	75.549	0.109
							WasteWeir	No	0.050	0				0.000
							Forestry	Ha	0.1525	0.100				0.015
							Horticulture	Ha	0.226	0.100				0.023
	1409	NedaphaShariphSab		154	8	Machinery	SoilMoistureConservation	TCB	Ha	0.574	1.610	14.63	75.549	0.924
							WasteWeir	No	0.050	1				0.050
							Forestry	Ha	0.1525	0.500				0.076
							Horticulture	Ha	0.226	1.000				0.226
	1410	KulkarniShashikantha		155	1	Machinery	SoilMoistureConservation	TCB	Ha	0.574	0.190	14.63	75.549	0.109
							WasteWeir	No	0.050	1				0.050
							Forestry	Ha	0.1525	0.500				0.076
							Horticulture	Ha	0.226	0.500				0.113
	1411	KulkarniShashikantha		155	2	Machinery	SoilMoistureConservation	TCB	Ha	0.574	1.610	14.63	75.549	0.924
							WasteWeir	No	0.050	1				0.050
							Forestry	Ha	0.1525	0.500				0.076
							Horticulture	Ha	0.226	0.800				0.181
	1412	KulkarniPrabhakar		155	3	Machinery	SoilMoistureConservation	TCB	Ha	0.574	2.050	14.63	75.549	1.177
							WasteWeir	No	0.050	2				0.100
							Forestry	Ha	0.1525	1.000				0.153
							Horticulture	Ha	0.226	1.000				0.226
	1413	KulkarniPrabhakar		155	4	Machinery	SoilMoistureConservation	TCB	Ha	0.574	1.610	14.63	75.549	0.924
							WasteWeir	No	0.050	1				0.050
							Forestry	Ha	0.1525	0.500				0.076
							Horticulture	Ha	0.226	0.500				0.113
	1414	KulkarniPrasantha		155	5	Machinery	SoilMoistureConservation	TCB	Ha	0.574	2.150	14.63	75.549	1.234
							WasteWeir	No	0.050	2				0.100
							Forestry	Ha	0.1525	1.000				0.153
							Horticulture	Ha	0.226	1.000				0.226
	1415	GuttalagoudrPrabhaugouda		155	6	Machinery	SoilMoistureConservation	TCB	Ha	0.574	2.820	14.63	75.549	1.619
							WasteWeir	No	0.050	3				0.150

								Forestry	Ha	0.1525	1.500			0.229	
								Horticulture	Ha	0.226	1.500			0.340	

VillageName	Farmer Code	FarmerName	Aadhar CardNo	Survey Number	RateType(Manually/Machinery)	ActivityType(SoilMoistureConservationActivity/WaterHarvestingActivity)	ActivityName	Unit	UnitCost(InLakhs.)	Proposed Quantity(Ha)	Latitude(Deg-Min-Sec)	Longitude(Deg-Min-Sec)	TotalCost(InLacs)	Site Photo
	1416	SoddannanavarNingappa		156	1	Machinery	SoilMoistureConservation	TCB	Ha	0.574	3.200	14.63	75.549	1.837
							WasteWeir	No	0.050	2				0.100
							Forestry	Ha	0.1525	1.500				0.229
							Horticulture	Ha	0.226	1.500				0.340
	1417	VishalaTandeMarthandaUrphMalatheshKulkarni		156	2	Machinery	SoilMoistureConservation	TCB	Ha	0.574	0.600	14.63	75.549	0.344
							WasteWeir	No	0.050	1				0.050
							Forestry	Ha	0.1525	0.300				0.046
							Horticulture	Ha	0.226	0.200				0.045
	1418	SandeepTandeVenkateshUrphRameshKulkarni		156	3	Machinery	SoilMoistureConservation	TCB	Ha	0.574	0.860	14.63	75.549	0.494
							WasteWeir	No	0.050	1				0.050
							Forestry	Ha	0.1525	0.400				0.061
							Horticulture	Ha	0.226	0.500				0.113
	1419	HanchinamaniSushilavvaKomBasavarajappa		157	1	Machinery	SoilMoistureConservation	TCB	Ha	0.574	0.380	14.63	75.549	0.218
							WasteWeir	No	0.050	0				0.000
							Forestry	Ha	0.1525	0.300				0.046
							Horticulture	Ha	0.226	0.200				0.045
	1420	NegalurParameshappaBasappa		157	10	Machinery	SoilMoistureConservation	TCB	Ha	0.574	1.040	14.63	75.549	0.597
							WasteWeir	No	0.050	1				0.050
							Forestry	Ha	0.1525	0.200				0.031
							Horticulture	Ha	0.226	0.100				0.023
	1421	BelakeriChandrappaBinmudiyappa		157	11	Machinery	SoilMoistureConservation	TCB	Ha	0.574	0.380	14.63	75.549	0.218
							WasteWeir	No	0.050	0				0.000
							Forestry	Ha	0.1525	0.300				0.046
							Horticulture	Ha	0.226	0.246				0.056
	1422	NegalurChandrappaChanbasappa		157	12	Machinery	SoilMoistureConservation	TCB	Ha	0.574	0.390	14.63	75.549	0.224
							WasteWeir	No	0.050	0				0.000
							Forestry	Ha	0.1525	0.300				0.046
							Horticulture	Ha	0.226	0.100				0.023
	1423	BelakeriKariyappaBinMudiyappa		157	13	Machinery	SoilMoistureConservation	TCB	Ha	0.574	0.790	14.63	75.549	0.454
							WasteWeir	No	0.050	1				0.050
							Forestry	Ha	0.1525	0.500				0.076
							Horticulture	Ha	0.226	0.200				0.045
	1424	BelakeriChikappaBinMudiyappa		157	14	Machinery	SoilMoistureConservation	TCB	Ha	0.574	0.540	14.63	75.549	0.310
							WasteWeir	No	0.050	1				0.050
							Forestry	Ha	0.1525	0.200				0.031
							Horticulture	Ha	0.226	0.100				0.023
	1425	HanchinamaniShushilavvaKomBasavarajappa		157	2	Machinery	SoilMoistureConservation	TCB	Ha	0.574	0.840	14.63	75.549	0.482
							WasteWeir	No	0.050	1				0.050
							Forestry	Ha	0.1525	0.400				0.061
							LRRS	No	2.500	1				2.500
	1426	NeglurChanbasappa		157	3	Machinery	SoilMoistureConservation	TCB	Ha	0.574	0.580	14.63	75.549	0.333
							WasteWeir	No	0.050	1				0.050
							Forestry	Ha	0.1525	0.300				0.046
							LRRS	No	2.500	1				2.500
	1427	NegalurErappaMaliyappa		157	4	Machinery	SoilMoistureConservation	TCB	Ha	0.574	1.190	14.63	75.549	0.683
							WasteWeir	No	0.050	1				0.050



								Forestry	Ha	0.1525	0.500			0.076	
								Horticulture	Ha	0.226	0.200			0.045	

VillageName	Farmer Code	FarmerName	Aadhar CardNo	Survey Number	RateType(Manually/Machinery)	ActivityType(SoilMoistureConservationActivity/WaterHarvestingActivity)	ActivityName	Unit	UnitCost(InLakhs.)	Proposed Quantity(Ha)	Latitude(Deg-Min-Sec)	Longitude(Deg-Min-Sec)	TotalCost(InLacs)	Site Photo
	1428	NegalurManjunathaBinEshwrappa		157	6	Machinery	SoilMoistureConservation	TCB	Ha	0.574	0.860	14.63	75.549	0.494
							WasteWeir	No	0.050	1			0.050	
							Forestry	Ha	0.1525	0.400			0.061	
							Horticulture	Ha	0.226	0.500			0.113	
	1429	BelakeriGangamalavvaKomShivajappa		157	7	Machinery	SoilMoistureConservation	TCB	Ha	0.574	0.860	14.63	75.549	0.494
							WasteWeir	No	0.050	1			0.050	
							Forestry	Ha	0.1525	0.400			0.061	
							Horticulture	Ha	0.226	0.400			0.091	
	1430	NegalurMahadevappaMaliyappa		157	8	Machinery	SoilMoistureConservation	TCB	Ha	0.574	0.270	14.63	75.549	0.155
							WasteWeir	No	0.050	0			0.000	
							Forestry	Ha	0.1525	0.200			0.031	
							Horticulture	Ha	0.226	0.100			0.023	
	1431	NegalurManjunathBinEshvarappa		157	9	Machinery	SoilMoistureConservation	TCB	Ha	0.574	6.190	14.63	75.549	3.554
							WasteWeir	No	0.050	3			0.150	
							Forestry	Ha	0.1525	3.000			0.458	
							Horticulture	Ha	0.226	1.000			0.226	
	1432	NegalurShivanandappa		158	*		Waterway	RMT	0.004	500.000			2.00	
							RC	No	0.750	1			0.750	
						Manually	WaterHarvestingActivity	Farmpond	No	1.040	1		1.040	
						Machinery	SoilMoistureConservation	TCB	Ha	0.574	5.470	14.63	75.549	3.140
	1433	NegalurShivanandappa		159	*		WasteWeir	No	0.050	2			0.100	
							Forestry	Ha	0.1525	2.000			0.305	
							Waterway	RMT	0.004	400.000			1.60	
							RC	No	0.750	1			0.750	
						Manually	WaterHarvestingActivity	Farmpond	No	1.040	1		1.040	
							Horticulture	Ha	0.226	1.000			0.226	
	1434	NegalurShivanadappa		159	*	Machinery	SoilMoistureConservation	TCB	Ha	0.574	1.120	14.63	75.549	0.643
							WasteWeir	No	0.050	1			0.050	
							Forestry	Ha	0.1525	0.400			0.061	
							Horticulture	Ha	0.226	0.200			0.045	
	1435	BudihalDyamappa		160	1	Machinery	SoilMoistureConservation	TCB	Ha	0.574	0.410	14.63	75.549	0.235
							WasteWeir	No	0.050	1			0.050	
							Forestry	Ha	0.1525	0.200			0.031	
							Horticulture	Ha	0.226	0.100			0.023	
	1436	NadaphJamaSab		160	2	Machinery	SoilMoistureConservation	TCB	Ha	0.574	0.270	14.63	75.549	0.155
							WasteWeir	No	0.050	0			0.000	
							Forestry	Ha	0.1525	0.200			0.031	
							Horticulture	Ha	0.226	0.246			0.056	
	1437	NadephMahamadAli		160	3	Machinery	SoilMoistureConservation	TCB	Ha	0.574	0.680	14.63	75.549	0.390
							WasteWeir	No	0.050	1			0.050	
							Forestry	Ha	0.1525	0.300			0.046	
							Horticulture	Ha	0.226	0.246			0.056	
	1438	NadaphHonnurSab		160	4	Machinery	SoilMoistureConservation	TCB	Ha	0.574	1.120	14.63	75.549	0.643
							WasteWeir	No	0.050	1			0.050	
							Forestry	Ha	0.1525	0.300			0.046	
							Horticulture	Ha	0.226	0.246			0.056	

	1439	NadaphNonnurSab		161	1	Machinery	SoilMoistureConservation	TCB	Ha	0.574	0.480	14.63	75.549	0.276
								WasteWeir	No	0.050	1			0.050
								Forestry	Ha	0.1525	0.200			0.031
								Horticulture	Ha	0.226	0.246			0.056

VillageName	Farmer Code	FarmerName	Aadhar CardNo	Survey Number	RateType(Ma nually/Machi nery)	ActivityType(SoilMoistureCo nservationActivity/WaterHar vestingActivity)	ActivityName	Unit	UnitCost( InLakhs.)	Proposed Quantity( Ha)	Latitude( Deg-Min- Sec)	Longitude (Deg-Min- Sec)	TotalCost (InLacs)	Site Photo
	1440	BudihalManjappaBinHanumanthappa		161	2	Machinery	SoilMoistureConservation	TCB	Ha	0.574	0.380	14.63	75.549	0.218
							WasteWeir	No	0.050	0				0.000
							Forestry	Ha	0.1525	0.200				0.031
							Horticulture	Ha	0.226	0.246				0.056
	1441	NadapahBabuSab		161	3	Machinery	SoilMoistureConservation	TCB	Ha	0.574	0.370	14.63	75.549	0.212
							WasteWeir	No	0.050	0				0.000
							Forestry	Ha	0.1525	0.300				0.046
							Horticulture	Ha	0.226	0.200				0.045
	1442	NadaphShariphaSab		161	4	Machinery	SoilMoistureConservation	TCB	Ha	0.574	0.380	14.63	75.549	0.218
							WasteWeir	No	0.050	0				0.000
							Forestry	Ha	0.1525	0.300				0.046
							Horticulture	Ha	0.226	0.200				0.045
	1443	NadaphIbrahimSab		161	5	Machinery	SoilMoistureConservation	TCB	Ha	0.574	0.480	14.63	75.549	0.276
							WasteWeir	No	0.050	1				0.050
							Forestry	Ha	0.1525	0.200				0.031
							Horticulture	Ha	0.226	0.100				0.023
	1444	BudihalPhakkirappaBinGuddappa		161	6	Machinery	SoilMoistureConservation	TCB	Ha	0.574	0.960	14.63	75.549	0.551
							WasteWeir	No	0.050	1				0.050
							Forestry	Ha	0.1525	0.500				0.076
							Horticulture	Ha	0.226	0.200				0.045
	1445	BudihalaHemappaBinNingappa		161	7	Machinery	SoilMoistureConservation	TCB	Ha	0.574	1.940	14.63	75.549	1.114
							WasteWeir	No	0.050	1				0.050
							Forestry	Ha	0.1525	1.000				0.153
							VarmiCompost	No	0.270	1				0.270
							Horticulture	Ha	0.226	1.000				0.226
	1446	KulkarniGopala		183	1	Machinery	SoilMoistureConservation	TCB	Ha	0.574	1.950	14.63	75.549	1.119
							WasteWeir	No	0.050	2				0.100
							Forestry	Ha	0.1525	1.000				0.153
							Horticulture	Ha	0.226	1.500				0.340
	1447	ShivappaHallera		183	2	Machinery	SoilMoistureConservation	TCB	Ha	0.574	1.550	14.63	75.549	0.890
							WasteWeir	No	0.050	1				0.050
							Forestry	Ha	0.1525	1.000				0.153
							Horticulture	Ha	0.226	1.000				0.226
	1448	KulkarniKrishnaJi		183	3	Machinery	SoilMoistureConservation	TCB	Ha	0.574	0.800	14.63	75.549	0.459
							WasteWeir	No	0.050	1				0.050
							Forestry	Ha	0.1525	0.400				0.061
							Horticulture	Ha	0.226	0.200				0.045
	1449	KannajjanavaraShankrappa		183	4	Machinery	SoilMoistureConservation	TCB	Ha	0.574	0.800	14.63	75.549	0.459
							WasteWeir	No	0.050	1				0.050
							Forestry	Ha	0.1525	0.400				0.061
							Horticulture	Ha	0.226	0.200				0.045
	1450	Siddannanavara Chanbasappa		183	5	Machinery	SoilMoistureConservation	TCB	Ha	0.574	0.730	14.63	75.549	0.419
							WasteWeir	No	0.050	1				0.050
							Forestry	Ha	0.1525	0.300				0.046
							Horticulture	Ha	0.226	0.200				0.045
	1451	GuddappaKenchappaBarki		183	6	Machinery	SoilMoistureConservation	TCB	Ha	0.574	0.520	14.63	75.549	0.299

							WasteWeir	No	0.050	1			0.050
							Forestry	Ha	0.1525	0.250			0.038
							Horticulture	Ha	0.226	0.200			0.045

VillageName	Farmer Code	FarmerName	Aadhar CardNo	Survey Number	RateType(Manually/Machinery)	ActivityType(SoilMoistureConservationActivity/WaterHarvestingActivity)	ActivityName	Unit	UnitCost(InLakhs.)	Proposed Quantity(Ha)	Latitude(Deg-Min-Sec)	Longitude(Deg-Min-Sec)	TotalCost(InLacs)	Site Photo
	1452	TotagerBasavannewva		184	1	Machinery	SoilMoistureConservation	TCB	Ha	0.574	0.490	14.63	75.549	0.281
							WasteWeir	No	0.050	1				0.050
							Forestry	Ha	0.1525	0.200				0.031
							Horticulture	Ha	0.226	0.100				0.023
	1453	DeshagattiKotresha		184	3	Machinery	SoilMoistureConservation	TCB	Ha	0.574	0.440	14.63	75.549	0.253
							WasteWeir	No	0.050	1				0.050
							Forestry	Ha	0.1525	0.300				0.046
							Horticulture	Ha	0.226	0.200				0.045
	1454	Deshagatti Shivapputrappa		184	4	Machinery	SoilMoistureConservation	TCB	Ha	0.574	1.460	14.63	75.549	0.838
							WasteWeir	No	0.050	1				0.050
							Forestry	Ha	0.1525	0.400				0.061
						Manually	WaterHarvestingActivity	Farmpond	No	1.040	1			1.040
	1455	KubasadalsthalingappaBinGurupadappa		185	*		Horticulture	Ha	0.226	1.000				0.226
						Machinery	SoilMoistureConservation	TCB	Ha	0.574	0.350	14.63	75.549	0.201
							WasteWeir	No	0.050	0				0.000
							Forestry	Ha	0.1525	0.100				0.015
							Horticulture	Ha	0.226	0.200				0.045
	1456	SoppinaRudreshappaBinGurulingappa		186	1	Machinery	SoilMoistureConservation	TCB	Ha	0.574	0.380	14.63	75.549	0.218
							WasteWeir	No	0.050	0				0.000
							Forestry	Ha	0.1525	0.200				0.031
							Horticulture	Ha	0.226	0.200				0.045
	1457	SoppinBasavantheppaBinSiddalingapaSadaraSiddap		186	1	Machinery	SoilMoistureConservation	TCB	Ha	0.574	0.400	14.63	75.549	0.230
							WasteWeir	No	0.050	0				0.000
							Forestry	Ha	0.1525	0.200				0.031
							Horticulture	Ha	0.226	0.200				0.045
	1458	SoppinaRudreshappaBinGurulingappa		186	1	Machinery	SoilMoistureConservation	TCB	Ha	0.574	0.240	14.63	75.549	0.138
							WasteWeir	No	0.050	0				0.000
							Forestry	Ha	0.1525	0.200				0.031
							Horticulture	Ha	0.226	0.100				0.023
	1459	MaiduraHusenaSab		186	2	Machinery	SoilMoistureConservation	TCB	Ha	0.574	0.190	14.63	75.549	0.109
							WasteWeir	No	0.050	0				0.000
							Forestry	Ha	0.1525	0.100				0.015
							Horticulture	Ha	0.226	0.050				0.011
	1460	MathadaRenukayya		186	3	Machinery	SoilMoistureConservation	TCB	Ha	0.574	0.170	14.63	75.549	0.098
							WasteWeir	No	0.050	0				0.000
							Forestry	Ha	0.1525	0.100				0.015
							Horticulture	Ha	0.226	0.100				0.023
	1461	SoppinBasavanthappaBinSiddalingappasadaraSiddap		186	4	Machinery	SoilMoistureConservation	TCB	Ha	0.574	0.560	14.63	75.549	0.321
							WasteWeir	No	0.050	1				0.050
							Forestry	Ha	0.1525	0.400				0.061
							Horticulture	Ha	0.226	0.200				0.045
	1462	SoppinaRudreshappaBinGurulingappa		186	4	Machinery	SoilMoistureConservation	TCB	Ha	0.574	0.210	14.63	75.549	0.121
							WasteWeir	No	0.050	0				0.000
							Forestry	Ha	0.1525	0.100				0.015
							Horticulture	Ha	0.226	0.100				0.023
	1463	Maradennanavara Ishvarappa		186	5	Machinery	SoilMoistureConservation	TCB	Ha	0.574	0.840	14.63	75.549	0.482

								WasteWeir	No	0.050	1			0.050
								Forestry	Ha	0.1525	0.400			0.061
								Horticulture	Ha	0.226	0.200			0.045

VillageName	Farmer Code	FarmerName	Aadhar CardNo	Survey Number	RateType(Manually/Machinery)	ActivityType(SoilMoistureConservationActivity/WaterHarvestingActivity)	ActivityName	Unit	UnitCost(InLakhs.)	Proposed Quantity(Ha)	Latitude(Deg-Min-Sec)	Longitude(Deg-Min-Sec)	TotalCost(InLacs)	Site Photo
	1464	PujaraChaudappa		187	*	Machinery	SoilMoistureConservation	TCB	Ha	0.574	0.350	14.63	75.549	0.201
							WasteWeir	No	0.050	0				0.000
							Forestry	Ha	0.1525	0.300				0.046
							Horticulture	Ha	0.226	0.200				0.045
	1465	KubsadalsathalingappaBinGurupadhappa		188	*	Machinery	SoilMoistureConservation	TCB	Ha	0.574	1.800	14.63	75.549	1.033
							WasteWeir	No	0.050	2				0.100
							Forestry	Ha	0.1525	0.500				0.076
							Horticulture	Ha	0.226	1.000				0.226
	1466	DesagattiChannabasappa		189	1	Machinery	SoilMoistureConservation	TCB	Ha	0.574	0.880	14.63	75.549	0.505
							WasteWeir	No	0.050	1				0.050
							Forestry	Ha	0.1525	0.400				0.061
							Horticulture	Ha	0.226	0.500				0.113
	1467	DesagattiKotresha		189	2	Machinery	SoilMoistureConservation	TCB	Ha	0.574	0.720	14.63	75.549	0.413
							WasteWeir	No	0.050	1				0.050
							Forestry	Ha	0.1525	0.300				0.046
							Horticulture	Ha	0.226	0.400				0.091
	1468	MulimaniNagaraj		190	1	Machinery	SoilMoistureConservation	TCB	Ha	0.574	0.400	14.63	75.549	0.230
							WasteWeir	No	0.050	1				0.050
							Forestry	Ha	0.1525	0.200				0.031
							Horticulture	Ha	0.226	0.200				0.045
	1469	NelogalKarbasappa		190	2a	Machinery	SoilMoistureConservation	TCB	Ha	0.574	0.090	14.63	75.549	0.052
							WasteWeir	No	0.050	0				0.000
							Forestry	Ha	0.1525	0.050				0.008
							Horticulture	Ha	0.226	0.050				0.011
	1470	NelogallaMahadevappa		190	2b	Machinery	SoilMoistureConservation	TCB	Ha	0.574	0.270	14.63	75.549	0.155
							WasteWeir	No	0.050	0				0.000
							Forestry	Ha	0.1525	0.200				0.031
							Horticulture	Ha	0.226	0.100				0.023
	1471	MahadevappaNelogala		190	3	Machinery	SoilMoistureConservation	TCB	Ha	0.574	0.220	14.63	75.549	0.126
							WasteWeir	No	0.050	0				0.000
							Forestry	Ha	0.1525	0.200				0.031
							Horticulture	Ha	0.226	0.100				0.023
	1472	NadaphaShriphaSab		191	1+2	Machinery	SoilMoistureConservation	TCB	Ha	0.574	0.730	14.63	75.549	0.419
							WasteWeir	No	0.050	1				0.050
							Forestry	Ha	0.1525	0.400				0.061
							Horticulture	Ha	0.226	0.246				0.056
	1473	PinjaraHonnurSab		191	1+2	Machinery	SoilMoistureConservation	TCB	Ha	0.574	0.300	14.63	75.549	0.172
							WasteWeir	No	0.050	2				0.100
							Forestry	Ha	0.1525	0.200				0.031
							Horticulture	Ha	0.226	0.100				0.023
	1474	NadhaphakkiraSab		191	3	Machinery	SoilMoistureConservation	TCB	Ha	0.574	0.200	14.63	75.549	0.115
							WasteWeir	No	0.050	0				0.000
							Forestry	Ha	0.1525	0.100				0.015
							Horticulture	Ha	0.226	0.246				0.056
	1475	GutthalaMaheshappa		192	1	Machinery	SoilMoistureConservation	TCB	Ha	0.574	0.210	14.63	75.549	0.121
							WasteWeir	No	0.050	0				0.000



								Forestry	Ha	0.1525	0.100			0.015	
								Horticulture	Ha	0.226	0.100			0.023	

VillageName	Farmer Code	FarmerName	Aadhar CardNo	Survey Number	RateType(Manually/Machinery)	ActivityType(SoilMoistureConservationActivity/WaterHarvestingActivity)	ActivityName	Unit	UnitCost(InLakhs.)	Proposed Quantity(Ha)	Latitude(Deg-Min-Sec)	Longitude(Deg-Min-Sec)	TotalCost(InLacs)	Site Photo
	1476	GutthalaErappa		192	2	Machinery	SoilMoistureConservation	TCB	Ha	0.574	0.210	14.63	75.549	0.121
							WasteWeir	No	0.050	0				0.000
							Forestry	Ha	0.1525	0.100				0.015
							Waterway	RMT	0.004	60.000				0.240
	1477	GutthalaGadigeppa		192	3	Machinery	SoilMoistureConservation	TCB	Ha	0.574	0.890	14.63	75.549	0.511
							WasteWeir	No	0.050	1				0.050
							Forestry	Ha	0.1525	0.400				0.061
							Waterway	RMT	0.004	70.000				0.280
							Horticulture	Ha	0.226	0.400				0.091
	1478	MathadJagadevayya		193	1	Machinery	SoilMoistureConservation	TCB	Ha	0.574	0.160	14.63	75.549	0.092
							WasteWeir	No	0.050	0				0.000
							Forestry	Ha	0.1525	0.100				0.015
							Horticulture	Ha	0.226	0.246				0.056
	1479	MathadaJayadevayya		193	2	Machinery	SoilMoistureConservation	TCB	Ha	0.574	0.170	14.63	75.549	0.098
							WasteWeir	No	0.050	0				0.000
							Forestry	Ha	0.1525	0.100				0.015
							Horticulture	Ha	0.226	0.246				0.056
	1480	Gadiyappanavara Shivarudrappa		193	3+5	Machinery	SoilMoistureConservation	TCB	Ha	0.574	0.160	14.63	75.549	0.092
							WasteWeir	No	0.050	0				0.000
							Forestry	Ha	0.1525	0.100				0.015
							Horticulture	Ha	0.226	0.246				0.056
	1481	MathadaJayadevayya		193	4	Machinery	SoilMoistureConservation	TCB	Ha	0.574	0.870	14.63	75.549	0.499
							WasteWeir	No	0.050	1				0.050
							Forestry	Ha	0.1525	0.400				0.061
							Horticulture	Ha	0.226	0.500				0.113
	1482	SoppinaBasavanhappaBinSiddalingappasadaraSidda		194	1A	Machinery	SoilMoistureConservation	TCB	Ha	0.574	0.580	14.63	75.549	0.333
							WasteWeir	No	0.050	1				0.050
							Forestry	Ha	0.1525	0.400				0.061
							Horticulture	Ha	0.226	0.300				0.068
	1483	SoppinaRudreshappaBinGurulingappa		194	1B	Machinery	SoilMoistureConservation	TCB	Ha	0.574	0.270	14.63	75.549	0.155
							WasteWeir	No	0.050	0				0.000
							Forestry	Ha	0.1525	0.100				0.015
							Horticulture	Ha	0.226	0.246				0.056
	1484	SoppinaBasavanhappaBinSidlingappa		194	3	Machinery	SoilMoistureConservation	TCB	Ha	0.574	0.250	14.63	75.549	0.144
							WasteWeir	No	0.050	0				0.000
							Forestry	Ha	0.1525	0.200				0.031
							Horticulture	Ha	0.226	0.246				0.056
	1485	MathadaChanabasayya		194	4	Machinery	SoilMoistureConservation	TCB	Ha	0.574	0.510	14.63	75.549	0.293
							WasteWeir	No	0.050	1				0.050
							Forestry	Ha	0.1525	0.300				0.046
							Horticulture	Ha	0.226	0.200				0.045
	1486	SoppinaBasanthappaBinSiddalingappa		194	5A	Machinery	SoilMoistureConservation	TCB	Ha	0.574	0.570	14.63	75.549	0.327
							WasteWeir	No	0.050	1				0.050
							Forestry	Ha	0.1525	0.300				0.046
							Horticulture	Ha	0.226	0.200				0.045
	1487	SoppinaBasavanhappaBinSiddalingappa		194	5A	Machinery	SoilMoistureConservation	TCB	Ha	0.574	0.290	14.63	75.549	0.166

								WasteWeir	No	0.050	0			0.000
								Forestry	Ha	0.1525	0.200			0.031
								Horticulture	Ha	0.226	0.100			0.023

VillageName	Farmer Code	FarmerName	Aadhar CardNo	Survey Number	RateType(Manually/Machinery)	ActivityType(SoilMoistureConservationActivity/WaterHarvestingActivity)	ActivityName	Unit	UnitCost(InLakhs.)	Proposed Quantity(Ha)	Latitude(Deg-Min-Sec)	Longitude(Deg-Min-Sec)	TotalCost(InLacs)	Site Photo
	1488	SoppinaRudreshappaBinGurulingappa		194 5B	Machinery	SoilMoistureConservation	TCB	Ha	0.574	0.730	14.63	75.549	0.419	
							WasteWeir	No	0.050	1			0.050	
							Forestry	Ha	0.1525	0.400			0.061	
							Horticulture	Ha	0.226	0.300			0.068	
	1489	MathadJayadevayya		195 1	Machinery	SoilMoistureConservation	TCB	Ha	0.574	0.740	14.63	75.549	0.425	
							WasteWeir	No	0.050	1			0.050	
							Forestry	Ha	0.1525	0.400			0.061	
							Horticulture	Ha	0.226	0.300			0.068	
	1490	MathadJayadevayya		195 2	Machinery	SoilMoistureConservation	TCB	Ha	0.574	0.700	14.63	75.549	0.402	
							WasteWeir	No	0.050	1			0.050	
							Forestry	Ha	0.1525	0.300			0.046	
							Horticulture	Ha	0.226	0.300			0.068	
	1491	HosamaniPakkirSab		195 3	Machinery	SoilMoistureConservation	TCB	Ha	0.574	0.320	14.63	75.549	0.184	
							WasteWeir	No	0.050	0			0.000	
							Forestry	Ha	0.1525	0.200			0.031	
							Horticulture	Ha	0.226	0.100			0.023	
	1492	GadadaVijayaKomMallikarjunappa		195 4	Machinery	SoilMoistureConservation	TCB	Ha	0.574	0.280	14.63	75.549	0.161	
							WasteWeir	No	0.050	0			0.000	
							Forestry	Ha	0.1525	0.200			0.031	
							Horticulture	Ha	0.226	0.200			0.045	
	1493	MathadBasavaneyya		196 10B	Machinery	SoilMoistureConservation	TCB	Ha	0.574	0.360	14.63	75.549	0.207	
							WasteWeir	No	0.050	0			0.000	
							Forestry	Ha	0.1525	0.200			0.031	
							Waterway	RMT	0.004	60.000			0.240	
							Horticulture	Ha	0.226	0.200			0.045	
	1494	HiremathaMallikarjunayya		196 10A	Machinery	SoilMoistureConservation	TCB	Ha	0.574	0.110	14.63	75.549	0.063	
							WasteWeir	No	0.050	0			0.000	
							Forestry	Ha	0.1525	0.100			0.015	
							Waterway	RMT	0.004	30.000			0.120	
	1495	HiremathaVagishwarayya		196 2	Machinery	SoilMoistureConservation	TCB	Ha	0.574	0.160	14.63	75.549	0.092	
							WasteWeir	No	0.050	0			0.000	
							Forestry	Ha	0.1525	0.100			0.015	
							Waterway	RMT	0.004	30.000			0.120	
	1496	MathadaHalayya		196 3+5	Machinery	SoilMoistureConservation	TCB	Ha	0.574	0.160	14.63	75.549	0.092	
							WasteWeir	No	0.050	0			0.000	
							Forestry	Ha	0.1525	0.100			0.015	
							Waterway	RMT	0.004	30.000			0.120	
	1497	MathadaRenukayya		196 6A+1	Machinery	SoilMoistureConservation	TCB	Ha	0.574	0.150	14.63	75.549	0.086	
							WasteWeir	No	0.050	0			0.000	
							Forestry	Ha	0.1525	0.100			0.015	
							Horticulture	Ha	0.226	0.100			0.023	
	1498	ChannavirayyaMathada		196 6B	Machinery	SoilMoistureConservation	TCB	Ha	0.574	0.140	14.63	75.549	0.080	
							WasteWeir	No	0.050	0			0.000	
							Forestry	Ha	0.1525	0.100			0.015	
							Horticulture	Ha	0.226	0.100			0.023	
	1499	MathadaHalayya		196 7	Machinery	SoilMoistureConservation	TCB	Ha	0.574	0.150	14.63	75.549	0.086	

								WasteWeir	No	0.050	0			0.000
								Forestry	Ha	0.1525	0.100			0.015
								Horticulture	Ha	0.226	0.100			0.023

VillageName	Farmer Code	FarmerName	Aadhar CardNo	Survey Number	RateType(Ma nually/Machi nery)	ActivityType(SoilMoistureCo nservationActivity/WaterHar vestingActivity)	ActivityName	Unit	UnitCost( InLakhs.)	Proposed Quantity( Ha)	Latitude( Deg-Min- Sec)	Longitude (Deg-Min- Sec)	TotalCost (InLacs)	Site Photo
	1500	MathadaChanabasayya		196	9A+8	Machinery	SoilMoistureConservation	TCB	Ha	0.574	0.690	14.63	75.549	0.396
								WasteWeir	No	0.050	1			0.050
								Forestry	Ha	0.1525	0.400			0.061
								Horticulture	Ha	0.226	0.400			0.091
	1501	PatilSymasundragouda		197	1e9	Machinery	SoilMoistureConservation	TCB	Ha	0.574	1.200	14.63	75.549	0.689
								WasteWeir	No	0.050	1			0.050
								Forestry	Ha	0.1525	0.500			0.076
								Horticulture	Ha	0.226	0.300			0.068
	1502	MudigaudaraAnadanagouda		197	2	Machinery	SoilMoistureConservation	TCB	Ha	0.574	0.330	14.63	75.549	0.189
								WasteWeir	No	0.050	0			0.000
								Forestry	Ha	0.1525	0.200			0.031
								Horticulture	Ha	0.226	0.200			0.045
	1503	MudigoudaraNaganagouda		197	2	Machinery	SoilMoistureConservation	TCB	Ha	0.574	1.000	14.63	75.549	0.574
								WasteWeir	No	0.050	1			0.050
								Forestry	Ha	0.1525	0.500			0.076
								Waterway	RMT	0.004	60.000			0.240
								Horticulture	Ha	0.226	0.300			0.068
	1504	Mudigoudralranagouda		197	2a	Machinery	SoilMoistureConservation	TCB	Ha	0.574	0.390	14.63	75.549	0.224
								WasteWeir	No	0.050	0			0.000
								Forestry	Ha	0.1525	0.200			0.031
								Waterway	RMT	0.004	40.000			0.160
								Horticulture	Ha	0.226	0.200			0.045
	1505	MulimaniNagaraja		197	1a	Machinery	SoilMoistureConservation	TCB	Ha	0.574	0.470	14.63	75.549	0.270
								WasteWeir	No	0.050	1			0.050
								Forestry	Ha	0.1525	0.200			0.031
								Horticulture	Ha	0.226	0.200			0.045
	1506	MulimaniBasavaraja		197	1a	Machinery	SoilMoistureConservation	TCB	Ha	0.574	0.240	14.63	75.549	0.138
								WasteWeir	No	0.050	0			0.000
								Forestry	Ha	0.1525	0.200			0.031
								Waterway	RMT	0.004	30.000			0.120
								Horticulture	Ha	0.226	0.100			0.023
	1507	MaradannanavarEshvarappa		198	1	Machinery	SoilMoistureConservation	TCB	Ha	0.574	0.160	14.63	75.549	0.092
								WasteWeir	No	0.050	0			0.000
								Forestry	Ha	0.1525	0.100			0.015
								Horticulture	Ha	0.226	0.100			0.023
	1508	MathadSathayyaUrphShanthaveerayya		198	2	Machinery	SoilMoistureConservation	TCB	Ha	0.574	0.290	14.63	75.549	0.166
								WasteWeir	No	0.050	0			0.000
								Forestry	Ha	0.1525	0.200			0.031
								Horticulture	Ha	0.226	0.200			0.045
	1509	Maradennanavara Sumangala		199	*	Machinery	SoilMoistureConservation	TCB	Ha	0.574	0.250	14.63	75.549	0.144
								Waterway	RMT	0.004	30.000			0.120
								Forestry	Ha	0.1525	0.200			0.031
								Horticulture	Ha	0.226	0.200			0.045
	1510	KenchanagoudaRamanagouda		200	1	Machinery	SoilMoistureConservation	TCB	Ha	0.574	0.370	14.63	75.549	0.212
								WasteWeir	No	0.050	1			0.050
								Forestry	Ha	0.1525	0.200			0.031

							Horticulture	Ha	0.226	0.100			0.023
1511	KenchanagoudaBasanagouda		200	2	Machinery	SoilMoistureConservation	TCB	Ha	0.574	0.340	14.63	75.549	0.195
							WasteWeir	No	0.050	0			0.000
							Forestry	Ha	0.1525	0.200			0.031
							Horticulture	Ha	0.226	0.100			0.023

VillageName	Farmer Code	FarmerName	Aadhar CardNo	Survey Number	RateType(Manually/Machinery)	ActivityType(SoilMoistureConservationActivity/WaterHarvestingActivity)	ActivityName	Unit	UnitCost(InLakhs.)	Proposed Quantity(Ha)	Latitude(Deg-Min-Sec)	Longitude(Deg-Min-Sec)	TotalCost(InLacs)	Site Photo
	1512	HalageriEshvarappa		201	1	Machinery	SoilMoistureConservation	TCB	Ha	0.574	0.110	14.63	75.549	0.063
							WasteWeir	No	0.050	0				0.000
							Forestry	Ha	0.1525	0.100				0.015
							Horticulture	Ha	0.226	0.246				0.056
	1513	GuttalagoudraPrabhugouda		201	2	Machinery	SoilMoistureConservation	TCB	Ha	0.574	0.100	14.63	75.549	0.057
							WasteWeir	No	0.050	0				0.000
							Forestry	Ha	0.1525	0.100				0.015
							Horticulture	Ha	0.226	0.200				0.045
	1514	HalageriEshvarappa		201	3	Machinery	SoilMoistureConservation	TCB	Ha	0.574	0.310	14.63	75.549	0.178
							WasteWeir	No	0.050	0				0.000
							Forestry	Ha	0.1525	0.200				0.031
							Horticulture	Ha	0.226	0.200				0.045
	1515	KonannavaraYallavva		202	1	Machinery	SoilMoistureConservation	TCB	Ha	0.574	0.620	14.63	75.549	0.356
							WasteWeir	No	0.050	1				0.050
							Forestry	Ha	0.1525	0.400				0.061
							Waterway	RMT	0.004	100.000				0.400
							Horticulture	Ha	0.226	0.600				0.136
	1516	IrannanavaraGangamma		202	2	Machinery	SoilMoistureConservation	TCB	Ha	0.574	0.940	14.63	75.549	0.540
							WasteWeir	No	0.050	1				0.050
							Forestry	Ha	0.1525	0.400				0.061
							Horticulture	Ha	0.226	0.500				0.113
	1517	ShidappanavaraNagappa		202	3	Machinery	SoilMoistureConservation	TCB	Ha	0.574	0.360	14.63	75.549	0.207
							WasteWeir	No	0.050	1				0.050
							Forestry	Ha	0.1525	0.300				0.046
							LRRS	No	2.500	1				2.500
							Waterway	RMT	0.004	50.000				0.200
							Horticulture	Ha	0.226	0.100				0.023
	1518	NadaphaJamalaSab		203	A	Machinery	SoilMoistureConservation	TCB	Ha	0.574	0.150	14.63	75.549	0.086
							WasteWeir	No	0.050	0				0.000
							Forestry	Ha	0.1525	0.100				0.015
							Horticulture	Ha	0.226	0.100				0.023
	1519	PinjarHonnurSab		203	A	Machinery	SoilMoistureConservation	TCB	Ha	0.574	0.140	14.63	75.549	0.080
							WasteWeir	No	0.050	0				0.000
							Forestry	Ha	0.1525	0.100				0.015
							Horticulture	Ha	0.226	0.100				0.023
	1520	HalageriEshavarappa		204	*	Machinery	SoilMoistureConservation	TCB	Ha	0.574	0.420	14.63	75.549	0.241
							WasteWeir	No	0.050	1				0.050
							Forestry	Ha	0.1525	0.200				0.031
							Horticulture	Ha	0.226	0.246				0.056
	1521	Maradennava Shumangala		205	*	Machinery	SoilMoistureConservation	TCB	Ha	0.574	0.430	14.63	75.549	0.247
							WasteWeir	No	0.050	1				0.050
							Forestry	Ha	0.1525	0.200				0.031
							Waterway	RMT	0.004	50.000				0.200
							Horticulture	Ha	0.226	0.200				0.045
	1522	NegalurMardanSab		206	3	Machinery	SoilMoistureConservation	TCB	Ha	0.574	0.430	14.63	75.549	0.247
							WasteWeir	No	0.050	1				0.050



								Forestry	Ha	0.1525	0.200			0.031
								Horticulture	Ha	0.226	0.100			0.023

VillageName	Farmer Code	FarmerName	Aadhar CardNo	Survey Number	RateType(Manually/Machinery)	ActivityType(SoilMoistureConservationActivity/WaterHarvestingActivity)	ActivityName	Unit	UnitCost(InLakhs.)	Proposed Quantity(Ha)	Latitude(Deg-Min-Sec)	Longitude(Deg-Min-Sec)	TotalCost(InLacs)	Site Photo
	1523	HalageriBasappa		206	4	Machinery	SoilMoistureConservation	TCB	Ha	0.574	0.440	14.63	75.549	0.253
							WasteWeir	No	0.050	1				0.050
							Forestry	Ha	0.1525	0.200				0.031
							Horticulture	Ha	0.226	0.200				0.045
	1524	HalageriMaliyappa		206	5	Machinery	SoilMoistureConservation	TCB	Ha	0.574	0.440	14.63	75.549	0.253
							WasteWeir	No	0.050	1				0.050
							Forestry	Ha	0.1525	0.200				0.031
							Waterway	RMT	0.004	40.000				0.160
							Horticulture	Ha	0.226	0.200				0.045
	1525	HalageriBharathaBinRamappaAsadharBinRamappa		207	1e9	Machinery	SoilMoistureConservation	TCB	Ha	0.574	0.300	14.63	75.549	0.172
							WasteWeir	No	0.050	0				0.000
							Forestry	Ha	0.1525	0.200				0.031
							Waterway	RMT	0.004	40.000				0.160
	1526	HalageriBasavanneppa		207	1e2	Machinery	SoilMoistureConservation	TCB	Ha	0.574	0.510	14.63	75.549	0.293
							WasteWeir	No	0.050	1				0.050
							Forestry	Ha	0.1525	0.200				0.031
							Waterway	RMT	0.004	50.000				0.200
	1527	HalageriMaliyappa		207	2	Machinery	SoilMoistureConservation	TCB	Ha	0.574	2.190	14.63	75.549	1.257
							WasteWeir	No	0.050	2				0.100
							Forestry	Ha	0.1525	1.000				0.153
							NR	No	0.050	0				0.000
	1528	HalappaTandeBasappaHalageri		207	3	Machinery	SoilMoistureConservation	TCB	Ha	0.574	1.080	14.63	75.549	0.620
							WasteWeir	No	0.050	1				0.050
							Forestry	Ha	0.1525	0.500				0.076
							NR	No	0.050	0				0.000
	1529	HalageriBasappa		207	4	Machinery	SoilMoistureConservation	TCB	Ha	0.574	1.350	14.63	75.549	0.775
							WasteWeir	No	0.050	1				0.050
							Forestry	Ha	0.1525	0.300				0.046
							Horticulture	Ha	0.226	0.200				0.045
	1530	BarkiDyamappa		208	1	Machinery	SoilMoistureConservation	TCB	Ha	0.574	1.350	14.63	75.549	0.775
							WasteWeir	No	0.050	1				0.050
							Forestry	Ha	0.1525	0.500				0.076
							Horticulture	Ha	0.226	0.200				0.045
	1531	BarkiNingappa		208	2	Machinery	SoilMoistureConservation	TCB	Ha	0.574	2.700	14.63	75.549	1.550
							WasteWeir	No	0.050	2				0.100
							Forestry	Ha	0.1525	0.500				0.076
							Horticulture	Ha	0.226	1.000				0.226

**4.NetPlanningandProjectactivities**

Rsinlakhs

**[Chapter-IV]4.4DetailsofProposedSoilMoistureConservationandWaterHarvestingActivities**

VillageName	Farmer Code	FarmerName	Aadhar CardNo	Survey Number	RateType(Manually/Machinery)	ActivityType(SoilMoistureConservationActivity/WaterHarvestingActivity)	ActivityName	Unit	UnitCost(InLakhs.)	Proposed Quantity(Ha)	Latitude(Deg-Min-Sec)	Longitude(Deg-Min-Sec)	TotalCost(InLacs)	Site Photo
Saravandha	1532	EleholiKarvasavva		22 12	Machinery	SoilMoistureConservation	TCB	Ha	0.057	1.600	14.608	75.544	0.092	
4D4C2G1c							WasteWair	No	0.050	0			0.000	
							Forestry	Ha	0.1525	0.000			0.000	
							Horticulture	Ha	0.226	1.000			0.226	
4D4C2G1c	1533	EleholiJayashriKomShambulingappa		22 12	Machinery	SoilMoistureConservation	TCB	Ha	0.057	1.600	14.608	75.544	0.092	
							WasteWair	No	0.050	0			0.000	

								Forestry	Ha	0.1525	0.000			0.000	
								Horticulture	Ha	0.226	2.000			0.453	

[Chapter-IV]4.5DetailsofVegetativeCoverActivitiesPlantationType:HorticulturteActivities

VillageName	FarmerName:	Farmer Code	Aadhar CardNo.	Rate Type(Manually/Machinery)	SurveyNo:	Total Area (Ha.)	Proposed Area(Ha.)	Activity/Mode l/Plant/CropName :	Number ofPlantsPerHa	No.ofplants	Methodofirrigation(Drip/Ring/Surface)	Sourceofirrigation (Canal/Rainfed/W ell)	AreaasperTypeOfLand(H a.)		Ownershipof Land(Comm unityLand/PrivateLand/Oth er	Latitude(Deg- Min-Sec)	Longitude (Deg-Min- Sec)
													WasteLand	Cultivable			
Sarvanda,Asundi4 D4C2G1c	CHAPTER4.4A LLFARMERS			Manually		31.00	31.00	COCONUT,S APOTA,CUR RYLEAF,GUA VA,MANGO,L EMON	100	3100	DRIP Irrigation	BOREWELL	0	31.00	PrivateLand		

[Chapter-IV]4.5A

DetailsofVegetativeCoverActivitiesPlantationTyp

e:AfforestationActivities		Farmer Code	AadharCardNo.	RateType(Manually/Machinery)	Survey No:	Total Area (Ha.)	Proposed Area(Ha.)	Activity/Mode l/Plant/CropName:	Number ofPlants PerHa	No. ofplants	Method ofIrrigation(Drip/Ring/Surface)	SourceofIrrigation(Canal/Rainfed/Well)	Area asperTypeOfLand(Ha.)		Ownershipof Land(CommunityLand/PrivateLand/OtherLand)
VillageName	Farmer Name:												WasteLand	Cultivable	
Sarvanda,Asundi 4D4C2G1c	CHAPTER4.4 ALLFARMERS			Manually		44.00	44.00	TEAK,SILVER OAK,MAHAGH ONI,BAMBOO	100	4400	DRIP Irrigation	BOREWELL	0	44.00	PrivateLand

**[Chapter-IV]4.5B.DetailsofVegetativeCoverActivities**

**PlantationType:Fodderdevelopment**

VillageName	Farmer Name:	Farmer Code	AadharCardNo.	RateType(Manually/Machinery)	Survey No:	Total Area (Ha.)	Proposed Area(Ha.)	Activity/Mode/Plant/CropName:	Number ofPlants PerHa	No. ofplants	Method ofIrrigation(Drip/Ring/Surface)	SourceofIrrigation(Canal/Rainfed/Well)	Area asperTypeOfLand(Ha.)		Ownershipof Land(CommunityLand/PrivateLand/OtherLand)
													WasteLand	Cultivable	
Sarvanda,Asundi 4D4C2G1c	CHAPTER4.4 ALLFARMERS			Manually		3.00	3.00	PLANTINGOFF ODDER CROPVIZ NAPIERGRASS &LUCERN	10000	30000	DRIP Irrigation	BOREWELL	0	3.00	PrivateLand

**[Chapter-IV]4.5CDetailsofVegetativeCoverActivitiesPlantationType:NurseryActivities**

VillageName	Farmer Name:	Farmer Code	AadharCardNo.	RateType(Manually/Machinery)	Survey No:	Total Area (Ha.)	Proposed Area(Ha.)	Activity/Mode/Plant/CropName:	Number ofPlants PerHa	No. ofplants	Method ofIrrigation(Drip/Ring/Surface)	SourceofIrrigation(Canal/Rainfed/Well)	Area asperTypeOfLand(Ha.)		Ownershipof Land(CommunityLand/PrivateLand/OtherLand)
													WasteLand	Cultivable	
Sarvanda,Asundi 4D4C2G1c	CHAPTER4.4 ALLFARMERS														

4.Net Planning and Projectactivities

Rs inlaks

[Chapter-IV]4.5DetailsofVegetativeCoverActivities

PlantationType:HorticulturteActivities

VillageName	FarmerName:	Farmer Code	Aadhar CardNo.	RateType(Manually/Machinery)	SurveyNo:	Total Area (Ha.)	Proposed Area(Ha.)	Activity/Model/Plant/CropName:	Numberof PlantsPerHa	No.of plants	MethodofIrrigation(Drip/Ring/Surface)	SourceofIrrigation (Canal/Rainfed/Well)	AreaasperTypeOfLand(Ha.)		Ownershipof Land(CommunityLand/PrivateLand/Other)	Latitude(Deg-Min-Sec)	Longitude (Deg-Min-Sec)
													WasteLand	Cultivable			
Ukkanda,Sarvanda,Joisarahalli4D4C2G1b	CHAPTER4.4 ALLFARMERS			Manually		56.00	56.00	COCONUT,SOAPOTA,CURRYLEAF,GUAVA,MANGO,LEMON	100	5600	DRIP Irrigation	BOREWELL	0	56.00	PrivateLand		



4.NetPlanningandProjectactivities

Rsinlakhs

[Chapter-IV]4.5ADetailsofVegetativeCoverActivities

PlantationType:AfforestationActivities

VillageName	FarmerName:	FarmerCode	AadharCard No.	RateType(Manually/Machinery)	SurveyNo:	TotalArea (Ha.)	Proposed Area(Ha.)	Activity/Model/Plant/Crop Name:	Numberof PlantsPer Ha	No.ofplants	Methodofirrigation(Drip/Ringing/Surface)	Sourceofirrigation(Canal/Rainfed/Well)	AreaasperTypeOfLand(Ha.)		OwnershipofLand(CommunityLand/PrivateLand/OtherLand)
													WasteLand	Cultivable	
Ukkanda, Sarvanda, Joisarahalli4D4C2G1	CHAPTER4.4 ALLFARMERS			Manually		77.00	77.00	TEAK, SILVEROAK, MAHAGONI, BAMBOO	100	7700	DRIP Irrigation	BOREWELL	0	77.00	PrivateLand

[Chapter-IV]4.5B.DetailsofVegetativeCoverActivities

PlantationType:Fodderdevelopment

VillageName	FarmerName:	FarmerCode	AadharCard No.	RateType(Manually/Machinery)	SurveyNo:	TotalArea (Ha.)	Proposed Area(Ha.)	Activity/Model/Plant/Crop Name:	Numberof PlantsPer Ha	No.ofplants	Methodofirrigation(Drip/Ringing/Surface)	Sourceofirrigation(Canal/Rainfed/Well)	AreaasperTypeOfLand(Ha.)		OwnershipofLand(CommunityLand/PrivateLand/OtherLand)
													WasteLand	Cultivable	
Ukkanda, Sarvanda, Joisarahalli4D4C2G1	CHAPTER4.4 ALLFARMERS			Manually		2.00	2.00	PLANTINGOFFODDER CROPVIZ NAPIERGRASS & LUCERN	10000	20000	DRIP Irrigation	BOREWELL	0	2.00	PrivateLand

[Chapter-IV]4.5CDetailsofVegetativeCoverActivities

PlantationType:NurseryActivities

VillageName	FarmerName:	FarmerCode	AadharCard No.	RateType(Manually/Machinery)	SurveyNo:	TotalArea (Ha.)	Proposed Area(Ha.)	Activity/Model/Plant/Crop Name:	Numberof PlantsPer Ha	No.ofplants	Methodofirrigation(Drip/Ringing/Surface)	Sourceofirrigation(Canal/Rainfed/Well)	AreaasperTypeOfLand(Ha.)		OwnershipofLand(CommunityLand/PrivateLand/OtherLand)
													WasteLand	Cultivable	

Ukkanda, Sarvanda,Joisarahal li	CHAPTER4.4 ALLFARMERS														
---------------------------------------	--------------------------	--	--	--	--	--	--	--	--	--	--	--	--	--	--

#### 4.NetPlanningandProjectactivities

Rsinlakhs

Itisforallreaches(upper,middleandlower)andalsoforPrivate,Commonanddraingelineareas

#### [Chapter-IV]4.1 ,4.1ABaseline Data -Village wise SurveyNumbers &Farmerwise SurveyNumbers

MICROCODE	NameofFarmer	Farmer Code	SurveyNo		Area (Ha)
Joisarahalli	MasanagiNilavvaKomGrusanthappa	1712	8	1+3	1.33
4D4C2G1e	MuddemmanavaraBansangouda	1713	8	1+3	1.21
	GursanthappaTandeBasayyaMasanagi	1714	8	2	0.2
	BasavarajachanabasappaMasanagi	1715	8	4	0.8
	MasanagiMallikarjunappa	1716	8	5	0.87
	MasanagiGurushanthappa	1717	8	6	0.59
	GurshanthappaTandeBasayyaMasanagi	1718	8	7	0.2
	MasanagiGurushanthappaBinBasayya	1719	8	9	0.19
	HottigoudarHanumagouda	1720	9	1	1.52
	GudaguraBasavarajaBinHariyappa	1721	9	2	0.14
	GudugoudraLalithavva	1722	9	2	0.4
	GudugoudarVirupakshappa	1723	9	2	0.46
	GudugoudarMaliyappaBinHariyappa	1724	9	3	0.29
	GudugoudarHonnappaChannappa	1725	9	4	0.43
	KumaraTandeBasavanneppaMaddappalavar	1726	10	1	0.51
	KolleraShivakka	1727	10	2	0.51
	MaddappalanaraMalisanthappa	1728	10	3	0.53
	KolleraShivakka	1729	10	3+4	0.5
	ShankrikoppadaMallikarjunaBinNagappa	1730	11	1	1.94
	MuradappaTandeNagappaSankrikoppada	1731	11	2	0.36
	ShankrikoppadaShivananda	1732	11	3	0.35

	ByadagiSomashekarappa	1733	11	4	0.6
	SankrikoppadaManjappaUrphManjunadaBinHalappa	1734	11	5	0.41
	GoneppalanaraShankrappa	1735	12	1	1.63
	HulmaniMaliyappaBinTirukappa	1736	15	1	1.21
	HulmaniGadigeppaBinMaliyappa	1737	15	2	1.21
	BanakaraGirijadeviKomSangappa	1738	16	*	0.94
	BanakaraGirijadeviKomSangappa	1739	17	*	0.53

MICROCODE	NameofFarmer	Farmer Code	SurveyNo		Area (Ha)
	BanakaraGirijadeviKomSangappa	1740	18	*	1.18
	MuddappalavaraSushilavva	1741	23	*	1.74
	BanakaraUrphNirulliChandrashekarappa	1742	24	1	1.49
	BanakaraUrphNirulliChandrashekarappa	1743	24	2	1.46
	BanakaraGirigadeviKomSangappa	1744	25	1	0.85
	BanakaraUrphNirulliChandrashekarappa	1745	25	2	0.56
	MuddappalavaraShobhaKomBasavaraja	1746	25	3	0.84
	MuddappanavaraGadigepaBinBasanneppa	1747	26	*	1.68
	BasanagoudaTandeRajabasanagoudaMuddemmanavara	1748	27	1	0.62
	ParemeshappaTandeRajabasanagoudaMuddemmanavara	1749	27	2	0.63
	BasanagoudaTandeRajabasanagoudaMuddemmanavara	1750	27	3	0.63
	GurshanthappaTandeMaliyappaBanakaraUrphMuddemmanavara	1751	28	1	0.41
	MudammanvaraUrphBanakarGurushanthappa	1752	28	2	0.89
	SiddalingappaMaliyappaMuddemmanavaraUrphBanakara	1753	28	3	0.4
	PatilSiddanagouda	1754	31	2+3ಉ	2.43
	PatilSiddanagouda	1755			0.08
	MudammanavaraSuresha	1756	31	1	1.44
	MuddappanavaraJayappa	1757	31	2+3ಠ	0.98
	HottagoudraMalisanthappa	1758	31	2+3ಠ	0.8
	MuddappanavaraHonnava	1759	34	1ಉ	1.1
	MuddapanavaraGulappa	1760	34	1ಠ	1.13
	MuddapanavaraJayappa	1761	34	2ಉ	1.39
	MuddapanavaraJayappa	1762	34	2ಠ	0.88
	BanakaraBasavarajaBinChandrappa	1763	35	1	1.53
	MuddappanavaraChanbasappa	1764	35	1	1.13
	HosagoudraChanbasavva	1765	35	1	2
	HosagoudraChanabasavva	1766	35	1	2
	MudaimmanavaraShidalingappa	1767	35	2	1.4
	ChoudappanavarHanumanthappaMaliyappa	1768	39	1	1.41
	MuddammanavaraUrphBanakaraGrushanthappa	1769	39	2	1.34
	SarathiBharamavva	1770	40	1ಉ	0.3
	HalivanadaRamappa	1771	40	2ಃ	0.49

MICROCODE	NameofFarmer	Farmer Code	SurveyNo		Area (Ha)
	HalivanadaSiddalingappaBinHonnappa	1772	40	2ಕೆ	0.49
	HalivanadaShekappaBinSiddalingappa	1773	40	1ಕೆ	0.28
	HalivanadaKariyappa	1774	40	1ಬ	0.3
	KunchuragadigeppaChannabasappa	1775	40	2ಅ	0.4
	HalivanadaDoddahalappa	1776	40	2ಡ	0.98
	ChoudappanavaraHanumanthappa	1777	40	2ಬ	0.63
	KunchurGadigeppaChanabasappa	1778	40	3	1.11
	HalivanadaDoddahalappa	1779	40	4	0.26
	MasanagiGurushanthappa	1780	40	5	0.8
	ChoudappanavaraHanumanthappa	1781	40	6	1.11
	HalivanadaNagappa	1782	43	1ಬ	0.58
	BasavarajChanabasappaMasanagi	1783	43	4ಅ	0.53
	KadarmandalagiChannappa	1784	43	4ಬ	0.25
	HalivanadaDoddahalappa	1785	43	1ಅ	1.23
	HalivanadaNingamma	1786	43	1ಬ	0.59
	KadaramandalagiRamanagouda	1787	43	2+3	1.84
	KadaramandalagiBasavarajaUrphBasavarajappa	1788	43	2+3	0.44
	KadaramandalagiShivappa	1789	43	4ಬ	0.26
	MuddappanavaraShivashankaraBinChandrappa	1790	44	1	0.9
	MuddappanavaraMalkappa	1791	44	2	0.6
	MuddappanavaraVijayaKumarBinGurshanthappa	1792	44	3	0.87
	MuddapanavaraUmadeviKomBasavaraja	1793	44	4	0.86
	KunchurHalappa	1794	45	*	1.4
	KunchurHalappa	1795	45	*	1.4
	MuddapanavaraMalishanthappa	1796	45	2	1.59
	HulamaniMaliyappa	1797	46	1	2.3
	HulmaniMaliyappa	1798	46	1	2.3
	SaradaParameshappa	1799	46	2	0.8
	SaradaNagappa	1800	46	3	0.8
	GadigeppaMuddappanavara	1801	46	4	0.29
	GadigeppaMuddappanavara	1802	46	5	0.29
	BasavarajaTandeSiddappaMuddammanavar	1803	47	1	1.73

MICROCODE	NameofFarmer	Farmer Code	SurveyNo		Area (Ha)
	ParameshappaTandeRajabasanagoudaMuddemmanavara	1804	47	2೉	0.25
	MuddammanavaraUdayaKumar	1805	47	2೧	0.78
	ParamashappaTandeRajaBasanagoudaMuddemmanavar	1806	47	3	0.25
	ParameshappaTandeRajabanagoudaMuddemmanavar	1807	47	4	0.25
	PatilDanappagoudaUrphGurshanthgouda	1808	51	1+2ಃ	1.37
	PatilRamanagouda	1809	51	1+2೉+	2.73
	HullattiHanumanthappa	1810	51	3೉	0.13
	HorakeriMaliyappaBinBasavaneppa	1811	51	3ಃ	0.39
	HullattiHanumanthappa	1812	51	3೧	0.12
	MuddappanavaraMallikarjunaBinShankrappa	1813	51	4	0.76
	MuddappanavaraMalishanthappa	1814	51	5	0.8
	HullattiBasappa	1815	52	1	0.4
	HullattiGurushanthappa	1816	53	2	0.26
	HullattiGurushanthappa	1817	53	3	0.14
	MuddemmanavaraBasanagouda	1818	54	*	0.46
	PatilRamangouda	1819	55	*	0.55
	ShoubhaKomAjjappagoudaPatil	1820	66	1	1.64
	DoddakannagoudaMuradappaBinGurushanthappa	1821	66	2	0.75
	HosamaniGurushanthappa	1822	67	3+4೉	0.36
	ChoudappanavaraNingappaBinBasappa	1823	67	3೧	0.36
	HosamaniRathanvvaKomKannappa	1824	67	1	0.53
	HosamaniRathanvvaKomKannappa	1825	67	2	0.18
	ChoudappanavaraShekanagouda	1826	68	1ಃ	0.15
	ChoudappanavaraShankaragouda	1827	68	2	0.48
	ChoudappanavaraMaradevappaBinBasappa	1828	68	3೉+೧	0.48
	BirappaTandeShiddappaKollera	1829	71	1	0.4
	KolleraHonnammaKomSubhasha	1830	71	2	0.89
	BirappaTandeSiddappaKollera	1831	71	3	0.89
	HanumanthappaKannala	1832	71	4	0.4
	MalimathaShekarayya	1833	73	1೉	0.42
	MalimathaGurshanthayya	1834	73	1ಃ	0.41
	MalimathaNandeppayya	1835	73	1೧	0.42

MICROCODE	NameofFarmer	Farmer Code	SurveyNo		Area (Ha)
	MalimathaVirayyaBinHemayya	1836	73	2	1.33
Sarvanda	KarinagappanavaraNingappa	1837	61	2	2.39
4D4C2G1e	KarinagappanavaraNingappa	1838	61	2	2.39
	KarinagappanavaraShekappa	1839	61	3	0.27
	RajaKumarTandeGurshanthappaKarinagappanavara	1840	61	3	0.4
	BenakanakondaAdivekka	1841	61	3	0.8
	KumarTandeGuddappaBalur	1842	61	3	0.43
	KarinagappanavaraShekappa	1843	61	1	0.66
	RajaKumarTandeGurushanthappaKarinagappanavara	1844	61	10	0.1
	KarinagappanavaraShivappa	1845	61	11	0.65
	KarinagappanavaraNingappa	1846	61	2	2.39
	KarinagappanavaraNingappa	1847	61	2	2.39
	KarinagappanavaraNingappa	1848	61	2	2.39
	KarinagappanavaraNilavva	1849	61	2	1.09
	KarigappanavaraBasappa	1850	61	3	0.2
	BenakanakondaSivayogiBinMaheshappa	1851	61	3	0.84
	BenakanakondaShivayogi	1852	61	3	0.4
	KarivasappaTandeGurushanthappaKarinagappanavara	1853	61	4	0.1
	KaribasappaTandeGurushanthappaKarinagappanavara	1854	61	5	0.4
	KarigappanavaraShivappa	1855	61	6	0.27
	KarigappanavaraBasavanthappa	1856	61	7	0.85
	KarigappanavaraNagappa	1857	61	8	0.85
	KarigappanavaraBasappa	1858	61	9	0.8
	KarigappanavaraBasappa	1859	61	9	0.8
	HurakadliHucchappa	1860	64	1	0.51
	HurakadliUmeshappa	1861	64	1	0.52
	AngadiKumar	1862	64	2	0.98
	AngadiShambulingappa	1863	64	2	0.97
	KarinagappanavaraMaheshappa	1864	64	3	1.02
	ShankrikoppaKumar	1865	65	1	1.6
	BenakanakondaSankrappaBinHanumanthappa	1866	65	1	1.92
	AnandaChanabasappaMasanagi	1867	65	2	0.48

MICROCODE	NameofFarmer	Farmer Code	SurveyNo		Area (Ha)
	KarabasappaChanbasappaMasanagi	1868	65	2	0.48
	KuruvattheppaChanbasappaMasanagi	1869	65	2	0.48
	MaliyappaChanbasappaMasanagi	1870	65	2	0.48
	HottigoudraGadigeppa	1871	66	1೉	1.79
	HottigoudaRamanagoudaBinEshwarappa	1872	66	1೉	0.8
	HottigoudaNagappa	1873	66	1ೃ	3.69
	NaganagoudaRamanagoudaHottigouda	1874	66	2	1.34
	HottigoudaManjanagoudaBinEshwarappa	1875	66	3	0.99
	ChannagoudaChannagouda	1876	67	1	3.13
	HottigoudraBasanagouda	1877	67	2	3.12
	DesayiManjappa	1878	68	1೉+1	0.69
	HakkerBasavanthappaTayiHiriyakka	1879	68	1೉+1	1.18
	DesayiManjappa	1880	68	3	0.69
	ASUmesha	1881	68	4	0.4
	HakkerBasavanthappaTayiHiriyakka	1882	68	5	0.02
	ASRavi	1883	68	6	0.4
	AGPrakasha	1884	68	7	0.4
	KaregoudaPrakasha	1885	69	1+2	0.4
	PujaraHanumanthappa	1886	69	3	0.84
	MuddemmanavaraUrphbanakaraShidlingappa	1887	69	4	1.74
	KaregoudaLinganagouda	1888	69	5	0.4
	NirulliUrphBanakaraChandshekarappa	1889	70	1	0.8
	EleholiShekappaBinGuddappa	1890	70	2೉	0.8
	AjamaiSomalingappa	1891	70	2೉	1.16
	BidarakattiKaravasappa	1892	70	3	0.77
	KarigoudaShekanagouda	1893	70	4	0.4
	EleholiRajashekarBinChannabasappa	1894	80	2೉	0.9
	SunitavvaKomDyamanagoudaPatil	1895	80	..2ೃ	0.9
	YaleholiRajashekar	1896	80	1	1.68
	AngadiBasavvaKomSiddappa	1897	80	3೉	0.76
	AngadiChandrappa	1898	80	3೉	0.85
	AnagadiMalkappa	1899	80	3೉	0.85



MICROCODE	NameofFarmer	Farmer Code	SurveyNo		Area (Ha)
	AngadiMalakappa	1900	80	3೉	0.14
	AngadiGangappa	1901	80	3೧	0.43
	HanumanthappaTandeChannabasappaPujar	1902	80	4	0.4
	HorakeriShivappa	1903	81	1೧	1.58
	MuddappanavaraShobhaBomBasavaraja	1904	81	1೉	0.77
	ChoudappanavaraAshokaBinUjjappaSadaraTayiShantavva	1905	81	2	1.8
	MuddemmanavaraGurushanthappa	1906	81	3	1.36
	MuddemmanavaraChanbasappaBinJetteppa	1907	81	4	0.82
	KadaramandalagiChanbasappa	1908	82	1೉	1.54
	NirulliUrphMuddappanavaChanbasappaBinJatteppa	1909	82	2೧	0.71
	RaviBhimaravKulkarni	1910	82	4೧	0.4
	RaviTandeBhimaravaKulkarni	1911	82	4೧	0.48
	MuddpanavaraThirakappa	1912	82	1೧	1.59
	ShivappaMuddihala	1913	82	2೉	0.73
	MuddappanavaraBasavarajaBinSharanappa	1914	82	3	1.5
	AjjappaBirappaKurubara	1915	82	4೉	0.4
	MuddemmanavaraSuresha	1916	82	4೉	0.4
	MuddemmanavaraGurushanthappa	1917	82	4೉	0.4
	RaviBhimaravKulkarani	1918	82	5	0.8
	MuddappanavaraNagammaUrphrathanmma	1919	83	3೉	1.1
	BarkiParasappa	1920	83	1	0.42
	MuddappanavaraGurushanthappa	1921	83	1	0.28
	MuddappanavaraParameshappaBinBasavanneppa	1922	83	1	0.84
	MuddappanavaraParathamma	1923	83	1	0.84
	MuddappanavaraRathnavva	1924	83	1	0.14
	ByadagiParvathavva	1925	83	2	0.97
	RudrappaTandeHanumanthappaHullatti	1926	83	3೧	0.45
	MuddammanavaraSiddalingappa	1927	83	4+5	1.66
	HosamiKarbasappa	1928	83	6	0.45
	ByadagiShivashankarappaBinSomashekara	1929	83	7	0.87
	MuddemmanavaraBasanagouda	1930	83	8	1.6
	MasanagiNagappa	1931	84	2೯	0.83

MICROCODE	NameofFarmer	Farmer Code	SurveyNo		Area (Ha)
	MasanagiNagappa	1932	84	2ω	0.44
	ShivanandaTandeSiddappaMuddemmanavara	1933	84	1	3.29
	MasanagiNagappa	1934	84	2ϑ	2.06
	BanakarGirijadeviKomSangappa	1935	85	2ω	1.64
	MuddappanavaraSankappa	1936	85	1+2ϑ	2.53
	MuddappanavaraBasavarajaBinSaranappa	1937	85	1+2ϑ+	2.38
	SanmaniParasuramappa	1938	86	1+2ϑ	0.29
	SanmaniChandrappa	1939	86	1+2ϑ	0.35
	SanmaniDanappa	1940	86	1+2ϑ	0.35
	VijayaKumarTandeChanbasappaEli	1941	86	1+2ϑ	0.47
	SanmaniHanumanthappa	1942	86	1+2ϑ	0.47
	SanmanniAnandBinBasavanappa	1943	86	1+2ω	1.04
	ChanngoudaShivanagoudaBinBasanagouda	1944	86	3ϑ	1.92
	MuddappanavaraThirkappa	1945	86	3ω	2
	VijayaKumarTandeChanbasappaEli	1946	86	4	0.48
	SanmaniBasavaraja	1947	86	5	0.48
	HottigoudraParamma	1948	87	1ω	0.8
	SushilammaHirematha	1949	87	1ϑ	0.4
	HorakeriChanbasappaBinBasavanneppa	1950	87	1ϑ	0.63
	ShanmukappaTandeParameshwarappaHottigouda	1951	87	1ω	0.79
	HottigoudraChandragouda	1952	87	1ω	0.79
	HottigoudraChandragouda	1953	87	1ω	0.79
	Hottigoudralravva	1954	87	1ω	0.8
	SathiUrphHottigoudaraBharmagouda	1955	87	2	2.89
	SathiUrphHottigoudaraBharamagouda	1956	87	2	2.89
	MallappaAnveri	1957	87	3	0.48
	NaganagoudaKunchura	1958	87	4	0.4
	HorakeriSiddappaBinBasavanneppa	1959	87	5	0.62
	HalivanadaBirappaBinManjappa	1960	88	1	0.38
	PatilUmaKomSannagouda	1961	88	10	0.38
	RathnaMasanagi	1962	88	11	0.48
	ShivapujiRakeshaBinHanumagoudaKomBasanagouda	1963	88	2	1.24

MICROCODE	NameofFarmer	Farmer Code	SurveyNo		Area (Ha)
	HottigoudraShivanagouda	1964	88	3	1.16
	MasanagiGangamma	1965	88	4+5	1.6
	HullattiRamappa	1966	88	6	0.34
	DoddaputtappanavaraDanappa	1967	88	7	0.41
	HottigoudraShivanagouda	1968	88	8	1.28
	HullattiGadigevva	1969	88	9	0.34
	MuddappanavaraHanumathappa	1970	89	1	1
	MuddappanavaraHanumanthappa	1971	89	2	1
	KumarTandeBasavanneppaMuddappanavara	1972	89	3	1
	KumarTandeBasaneppaMuddappanavar	1973	89	3	1
	KumarTandeBasavanneppaMuddappanavara	1974	89	4	1
	MuddappanavaraMalishanthappa	1975	89	5	1.8
	KulkarniGovindarav	1976	89	6	2.33
	HottigoudraMallavva	1977	90	2	1.65
	SaradaBasappa	1978	90	2	1.01
	SaradaManjula	1979	90	2	1.01
	HottigoudraBasalingappa	1980	90	2	1.65
	HottigoudraSomanagouda	1981	90	1	4.4
	HottigoudraMallavva	1982	90	2	1.65
	SaradaManjula	1983	90	2	1.01
	Hanumanthappa	1984	90	2	1.01
	Hanumanthappa	1985	90	3	1.01
	MuddappanavaraParameshappa'	1986	91	2	1.2
	HottigoudaraHanumagouda	1987	91	1	3.62
	HottigoudaraHanumagouda	1988	91	1	3.62
	MuddappanavaraPuttappa	1989	91	2	1.2
	HottagoudraBasanagouda	1990	91	2	0.77
	RaviBhimaravKulkarni	1991	91	2	0.4
	HottagoudarBasanagouda	1992	91	3	1.32
	GirishaKannappanavara	1993	92	1	0.89
	HottigoudraManju	1994	92	2	1.43
	HottigoudaSangamesha	1995	92	2	0.79

MICROCODE	NameofFarmer	Farmer Code	SurveyNo		Area (Ha)
	HottigoudaSangamesha	1996	92	3	0.64
	MuddappanavaraPuttappa	1997	93	1	1.2
	MuddappanavaraHanumanthappa	1998	93	2	0.93
	MuddappanavaraRenukha	1999	93	3	0.93
	ChannagoudaKaregouda	2000	94	1	0.18
	ChannagoudraKallanagouda	2001	94	2	0.96
	ChannagoudaraKaregouda	2002	94	3	0.96
	ShakrikoppandaNagappa	2003	95	1	1.24
	ShankrikoppadaMallikarjunaBinNagappa	2004	95	1	1.25
	MasanagiGurushanthappa	2005	95	2	1.2
	MasanagiGurshanthappa	2006	95	2	1.2
	KunchurGurushantha	2007	95	3	0.8
	MuddemmanvaraUdayaKumar	2008	95	4	2
	MuddemmanavaraSathisha	2009	95	5	0.68
	MuddemmanavaraShankamma	2010	95	5	0.66
	MuddemmanavaraParvathagouda	2011	95	5	0.66
	BanakaraUrphNirulliChandrashekarappa	2012	96	1	1.28
	BanakaraGirihadevi	2013	96	3	1.27
	ChannagoudaGuranagouda	2014	96	4	0.61
	ByadagiShivashankrappaBinSomashekar	2015	97	1	0.54
	BydagiDevendrappa	2016	97	10	1
	ByadagiShivashankarappabinSomashekar	2017	97	2	0.41
	MalatheshTandeSankrappaGoneppanavaraUrphByadagi	2018	97	3	0.4
	IrappaMaliyappaByadagi	2019	97	4	0.41
	MuginUrphMangala	2020	97	5	0.41
	BasappaUkkundappaMuddappanavara	2021	97	6	0.5
	GoneppanavaraShankrappa	2022	97	7	0.8
	ByadagiMalishanthappa	2023	97	8	0.99
	ByadagiParvathavva	2024	97	9	0.95
	ByadagiSomashekarBinAjjappa	2025	98	1	0.55
	ByadagiMalishanthappa	2026	98	10	1.1
	ByadagiDevendrappa	2027	98	11	0.86

MICROCODE	NameofFarmer	Farmer Code	SurveyNo		Area (Ha)
	ByadagiParvatavva	2028	98	2	0.61
	ByadagiGoneppadoddabasappa	2029	98	3	2.09
	BasappaMaliyappaByadagi	2030	98	4	0.35
	HalivanadaManjappa	2031	98	5	0.3
	HalivanagaManjappa	2032	98	6	0.4
	HullattiRudrappa	2033	98	7	0.4
	ByadagiGadigeppa	2034	98	8	0.81
	ByadagiDevendrappa	2035	98	9	0.24
Hulihalli	HullattiPrakasha	2036	173	1	1.81
4D4C2G1e	ShivaradderShivaraddi	2037	173	2	1.91
	ManjappaBasappaDoddmaniUrphMadara	2038	174	3e	0.4
	KotreshaBasappaDoddamaniUrphMadara	2039	174	4e	0.4
	MadaraBasappa	2040	174	4e	0.86
	EresimeLakshamappa	2041	174	4e	0.4
	MadaraBasappa	2042	174	4e	0.8
	ChalgeriRamappa	2043	174	4w	0.4
	KotegoudraUjjanagouda	2044	174	1+2	1.56
	KotegoudraKamammaKomBasanagouda	2045	174	1+2	1.55
	PatilRavikumar	2046	174	3B	1.45
	ChoudappanavaraKarabasappaBinHanumanthappa	2047	174	3e	0.51
	PatilShanthamma	2048	174	5	1.42
	PatilShanthamma	2049	174	6	1.46
	ChoudappanavaraChanngoudaBinHumanthappa	2050	174	7	0.5
	PatilSambhogouda	2051	184	1	0.9
	PatilMallanagouda	2052	184	2	0.82
	DoddakannagoudraDoddagouda	2053	184	3+4	1.6
	PatilRudragouda	2054	184	5	0.83
	BalanagoudaNingangouda	2055	184	5+6	1.6
	PatilGirijavvaKomChandragouda	2056	184	6	0.81
	BalanagoudaShivanagouda	2057	186	1	0.23
	KarurKuruattheppa	2058	186	10	0.38
	KarurRudrappa	2059	186	2	0.38

MICROCODE	NameofFarmer	Farmer Code	SurveyNo		Area (Ha)
	BalanagoudraMallanagouda	2060	186	3	1.38
	BalanagoudraBasanagouda	2061	186	4	0.23
	BalanagoudaChandragouda	2062	186	5	0.23
	BalanagoudraDharamagouda	2063	186	6	0.23
	BalanagoudaShankragoura	2064	186	7	0.23
	BalanagoudaRevanagouda	2065	186	8	0.23
	KarurMudakappa	2066	186	9	0.38
	JagadishaTandePakkiraddiKuppelura	2067	187	1ೞ	0.78
	LakshmanaraddyTandePakkirareddyKuppelura	2068	187	1ೞ	0.78
	MuddappanavaraCanabasavva	2069	187	2ಃ	0.12
	JagasishaTandePakkiraddyKuppelura	2070	187	1ೞ	0.78
	LakshmanadaddyTandePakkiraddyKuppelur	2071	187	1ೞ	0.78
	BalagoudraNaganagouda	2072	187	1ಠ	1.57
	MuddammanavaraDyamanagouda	2073	187	2A	1.58
	MuddappanavaraUkkundappa	2074	187	2ಠ	1.28
	HottigoudraBasavanagouda	2075	187	3+2B	1.6
	MiddappanavaraChanbasavva	2076	187	3ೞ	1.18
	CavadappanavaraGurushanthappa	2077	188	1	1.43
	HulmaniMaliyappa	2078	188	2	2.83
	PatilaShivanagouda	2079	188	3A	2.75
	ChoudappanavaraLekkavva	2080	188	3B	1.93
	ChoudappanavaraHanumanthappaMaliyappa	2081	188	3B	0.97
	ChoudappanavaraShivanagouda	2082	188	4	1.43
	UjjappanavaraBasavanthappa	2083	189	1A	1.25
	UjjappanavaraHanumanthappa	2084	189	1B	1.4
	UjjappanavaraMalleshappaBinUjjappa	2085	189	1ಃ	0.4
	UjjappanavaraHanumanthappaBinGurshanthappa	2086	189	1ಃ	0.4
	MasanagiGadigeppa	2087	189	2	1.75
	MasanagiGadigeppa	2088	189	3ೞ	1.06
	MasanagiGadigeppa	2089	189	3ಠ	1
	UjjappanavaraMaheshappaBinUjjappa	2090	189	4	0.4
	ChaudappanavaraNinganagouda	2091	190	1A	1.25

MICROCODE	NameofFarmer	Farmer Code	SurveyNo	Area (Ha)
	MuddappanavaraKarabasappaBinMahadevappa	2092	190 1B	1.57
	MasanagiIrappa	2093	190 1A	0.84
	BidariHajaratBhiKomJammuSab	2094	190 2A	1.68
	MasanagiAjjappa	2095	190 2B	1.76
	MasanagiNagaraja	2096	190 3	0.4
	MasanagiParameshappa	2097	190 4	0.4
	MasanagiGurushanthappa	2098	190 5	1.6
	HorkeriLalitha	2099	191 1A	1.88
	MuddappanavaraKuravatheppaBinMahadevappa	2100	191 1B	1.63
	HorakeriSavithrava	2101	191 2	2
	HorakeriGadigeppa	2102	191 3	1.88
	HorakeriSiddappaBinBasavanneppa	2103	191 4	1.34
	BharamagoudaRamanagoudaHottigouda	2104	192 1+4A	2.15
	MasanagiGurushanthappa	2105	192 10	0.3
	ChoudappanavaraHanumagouda	2106	192 11	1.22
	MasangiNagaraja	2107	192 3	0.45
	Hottigoudalranna	2108	192 5	1.6
	MasanagilravvaKomDevendrappa	2109	192 6	0.45
	MasanagiParameshappa	2110	192 7	0.9
	MasanagiShivanandappa	2111	192 8	0.3
	MasangiChannbasappaBinMalakappa	2112	192 9	0.3
	HottigoudarChannabasavvaKomShivanagouda	2113	193 1+2+3	0.69
	HottigoudarKanthanagoudaBinHanumanthappa	2114	193 1+2+3	0.69
	HottigoudarGadigeppa	2115	193 1+2+3	1.6
	HottigoudarMaliyappa	2116	193 1+2+3	1.6
	HottigoudarBettappa	2117	193 1+2+3	1.6
	SaradaMahadevappa	2118	194 2A	0.51
	SaradaShivappa	2119	194 2B	0.51
	SaradaUrphAnaveriMaliyappa	2120	194 1	1.2
	SaradaShankrappaBinVirabadrappa	2121	194 2A	0.5
	SaradaNagarajaBinVeevabhadrappa	2122	194 3	0.5
	DollimaradaUrphSaradaMaliyappa	2123	195 1	0.23

MICROCODE	NameofFarmer	Farmer Code	SurveyNo		Area (Ha)
	DollimaradaUrphSaradaGurushanthappa	2124	195	10	0.8
	DollimaradaUrphSaradaMaliyappaBinBasappa	2125	195	2	0.48
	ChannagoudraUrphDulamaradaRamanagouda	2126	195	3+4	1.14
	ChannagoudaTnadeShandrappaUrphShankragoudaSaradaUrphDoll	a 2127	195	5	0.53
	ChannagoudaTandeShankrappaUrphShankragoudaSaradaUrphDolla	2128	195	6	0.56
	RamanagoudaTandeShankrappaUrphShankargoudaSaradaUrphDoll	2129	195	7	0.44
	RamangoudaTandeShankarappaUrphShankargoudaSaradaUrphDoll	2130	195	8	0.36
	RamanagoudaTamdeShankrappaUrphShankragoudaSaradaUrphDol	2131	195	9	0.36
	MasanagiShambu	2132	196	1	2.15
	ChoudappanavaraGadigeppagouda	2133	196	2	1.21
	SharadaGurushanthappa	2134	196	2	1.57
	ChoudappanavaraGadigeppa	2135	196	2e	1.2
	SaradaGurushanthappa	2136	196	2w	1.58
	MasanagiGangavvaKomNagappa	2137	197	1+2	1.38
	MasangiChandrappa	2138	197	3	0.6
	MasanagiVirupakshappa	2139	197	4	0.6
	HottigoudarKrmaraBinHanumanthappa	2140	198	1+2	0.51
	HottigoudarShivappa	2141	198	1+2	1.54
	HottigoudarPuttappa	2142	198	1+2	0.52
	HottigoudarDoddagouda	2143	198	1+2	0.51
	HottigoudarMalishanthappa	2144	199	1	1.69
	DoddaPuttaappanavaraGurushanthappaBinBasavanthappa	2145	199	2	0.5
	DoddakannagoudarMaheshappa	2146	199	3	1.6
	DoddakannagoudarVijayaBinMaradappa	2147	199	4	0.8
	KannagoudaUrphDoddakannagoudaBasavarajaBinMuradappa	2148	199	5	0.8
	DoddaPuttappanavaraJayappaBinBasavanthappa	2149	199	6	0.5
	DoddaPuttappanavaraKumarBinBasavnathappa	2150	199	7	0.5
	DoddaPuttappanavaraChannabasappaBinBasavanthappa	2151	199	8	0.5
	NegalurNeelappa	2152	200	2e	0.4
	BasavarajaPakkeda	2153	200	1	1.23
	HavanurShrikanthaBinHanumanthappa	2154	200	2B	0.3
	DoddabudihalaNingappa	2155	200	2C	1.23



MICROCODE	NameofFarmer	Farmer Code	SurveyNo		Area (Ha)
	DoddabudihalaThrakappa	2156	200	2D	2.19
	NegluraManjappa	2157	200	2e	0.4
	BarkiHanumanthappa	2158	200	3	1.23
	HavanurRamappaBinHanumanthappa	2159	200	4	0.3
	HavanurNingappaBinHanumanthappa	2160	200	5	0.2
	ChinnananavaraManjappa	2161	202	1	0.92
	ChinnananavaraGuttheppa	2162	202	2	0.92
	ChinnananavaraRavi	2163	202	3	0.92
	ChinnananavaraShivaputharppa	2164	202	4	0.92
	UjjappanavaraShekappa	2165	202	5	1.33
	BateraKoteppa	2166	202	5	1.47
	BateraPramila	2167	202	5	1.2
	DoddagoudaTandeMaliyappaNattigoudar	2168	203	1	0.8
	HottigoudarShanthanagoudaBinHanumanthappa	2169	203	2	1.36
	HottigoudarNingappaBinPuttappa	2170	203	3	0.46
	SannagoudaTandeMaliyappaHottigoudar	2171	203	4	0.8
	HottigoudarGurushanthappaBinPuttappa	2172	203	5	0.45
	HottigoudarViranagoudaGadigeppa	2173	203	6	0.45
Yerekuppi	MasanagiNilavvaKomMaliyappa	2174	60	1	2.83
4D4C2G1e	MahamadShaphi	2175	60	2	2.55
	TolaliDyavappa	2176	61	1	1.60
	TolaliDyavappa	2177	61	2	2.89
	TolaliDyavappa	2178	61	3	2.51
	TolaliRavi	2179	61	4	2.52
	TolaliRavi	2180	61	5	1.23
	OlekaraMahesha	2181	62		0.50
	OlekaraManjappa	2182	62		0.81
	TalavaraRamappa	2183	62		1.80
	OlekaraDurgappa	2184	62		0.50
	OlekaraUrphTalavaraNagappa	2185	62	1e	1.65
	TalavaraUrphOlekaraYashavanthaBinNagappaSadaraTandeNagapp	2186	62	1e	0.40
	SanthoshaTandeBalakrishanMenan	2187	62	2B	0.52

MICROCODE	NameofFarmer	Farmer Code	SurveyNo		Area (Ha)
	BajaraddiBhimappa	2188	62	2೉	0.30
	BajaraddiParashurama	2189	62	2೉	0.30
	BajaraddiNagappa	2190	62	2೉	0.60
	SanthoshaTandeBalakrishanMenan	2191	62	3B	0.40
	BajaraddiBhimappa	2192	62	3೉	0.30
	BajaraddiParashurama	2193	62	3೉	0.30
	BajaraddiNagappa	2194	62	3೉	0.60
	TalavaraUrphOlekaraAshokappaBinHanumappa	2195	62	5	1.60
	BasavaradderaTirakappa	2196	63	1ೃ	0.48
	BasavaradderaHanumanthareddi	2197	63	1ೃ	0.48
	BasavaradderaShanthavva	2198	63	1ೃ	0.49
	RajanalliPrakashaBinRamappa	2199	63		0.80
	AjgeraLakshmana	2200	63		0.40
	HorakeriNagappa	2201	63	1೉	0.75
	AjgeraRathnavva	2202	63	2೪	0.80
	BasavaradderaSharamma	2203	63	2೪	0.92
	BasavaradderaSharamma	2204	63	3೉	0.68
	KadlegodiShashikalaKomRamesh	2205	63	3ೃ	2.46
	ItagiMalavvaKomDyavappa	2206	63	4	0.72
	BajaraddiDyavakkaKomKrishnappa	2207	64	1೉	1.44
	ShiranalliMukhundappa	2208	64	1೪	0.67
	ShiranalliPrabhu	2209	64	1ೃ	0.67
	ChavaraddiPrakasha	2210	64	2	1.56
	KadligodiRamesha	2211	64	2+3	6.06
	GiriradderaSushilammaKomVishnappa	2212	64	3	0.60
	BajaraddiBhimappa	2213	64	4೉	0.25
	PramodaraddiTandeManjappaBajaraddi	2214	64	4೪	0.65
	BajaraddiParashurama	2215	64	4ೃ	0.25
	BajaraddiManjappa	2216	64	5೉	0.40
	PramodaraddiTandeManjappabajaraddi	2217	64	5ೃ	0.74
	BajaraddiSuryappa				0.08
	KadlegondiShashikalaKomRamesh	2219	65	1	2.41

MICROCODE	NameofFarmer	Farmer Code	SurveyNo		Area (Ha)
	BasavaradderaPundalikappa	2220	65	2	1.50
	KadlegondiShashikalaKomRamesh	2221	65	3	2.40
	BanakaraSuma	2222	65	4	0.80
	KadlegondiShashikalaKomRamesh	2223	66	1	2.52
	PrashanthaKumarHullatti	2224	66	2	1.16
	KadlegondiShashikalaKomRamesh	2225	66	3	2.63
	HullattiPhakkiraddi	2226	66	4	1.16
	ArkachariViresha	2227	67		1.60
	ArkachariVirappa	2228	67		0.35
	BadigerMurujavappaBinVirupakshappa	2229	67		0.32
	BadigerChannappaBinBadivalappa	2230	67	1೧	1.27
	RathanavvaKomKrishnappaBadiger	2231	67	2	0.71
	BadigerUrphArkachariVirachariBinJakanappa	2232	67	3೨	0.35
	JakanappaTandeNagappaBadagiUrphBadigera	2233	67	4೧	0.41
	BadigerUrphArkachariParameshwrappa	2234	67	5	0.13
	HanumanthappaTandeKrishnappaKalagannanavarUrphMalavalli	2235	67	6	0.30
	KantheshaThindappaChigateri	2236	67	7	0.30

## 4. Net Planning and Project Activities

Rsinlakhs

[Chapter-IV]4.3 Baseline Data-Details of Existing Soil Moisture Conservation and Water Harvesting Activities

Village Name	Survey No.	Activity Type:	Activity Name:	Unit	Per Unit Runoff Stored (TCM)	Existing No. of structures	Latitude (Degree-Min-Sec)	Longitude (Degree-Min-Sec)	Is In Used? Yes/No	Program Name	Year of Construction (YYYY-YY)
Joisaraharahalli	103	Water Harvesting Activities	Check Dam	1	74.0	1	14.585	75.557	Yes	Others	2007-8
	133		Gokatti	1	7.5	1	14.584	75.548	Yes	Old	Old
	1		Tank	1	16.1	1	14.588	75.545	Yes	Old	Old
	240		Tank	1	14.1	1	14.585	75.538	Yes	Old	Old
	208		Tank	1	11.0	1	14.573	75.538	Yes	Old	Old
<b>Total</b>					<b>122.8</b>						

**4.NetPlanningandProjecta  
ctivities**

Rsinlaxhs

**[Chapter-IV]4.4DetailsofProposedSoilMoistureConservationandWaterHarvestingActivities**

Joisarahalli4D4C2G1e

VillageName	Farmer Code	FarmerName	Aadhar CardNo	Survey Number	RateType(Manually/Machinery)	ActivityType(SoilMoistureConservationActivity/WaterHarvestingActivity)	ActivityName	Unit	Unit Cost(InLacs)	Proposed Quantity	Latitude(Deg-Min-Sec)	Longitude(Deg-Min-Sec)	TotalCost(InLacs)	Site Photo
Joisarahalli 4D4C2G1e	1712	MasanagiNilavvaKomGrusanthappa		8	1+3	Machinery	SoilMoistureConservation	TCB	Ha	0.05741	1.3300	14.585	75.546	0.0764
								WasteWair	No	0.0500	2			0.1000
								Forestry	Ha	0.1525	0.4000			0.0610
							Horticulture	Ha	0.22634	0.000			0.0000	
	1713	MuddeManavaraBansangouda		8	1+3	Machinery	SoilMoistureConservation	TCB	Ha	0.05741	1.2100	14.585	75.546	0.0695
								WasteWair	No	0.0500	1			0.0500
								Forestry	Ha	0.1525	0.4000			0.0610
								WaterHarvestingActivity	Farmpond	No	1.040	1		
							Horticulture	Ha	0.22634	0.000			0.0000	
	1714	GursanthappaTandeBasayyaMasanagi		8	2	Machinery	SoilMoistureConservation	TCB	Ha	0.05741	0.2000	14.585	75.546	0.0115
								WasteWair	No	0.0500	1			0.0500
								Forestry	Ha	0.1525	0.1000			0.0153
								Horticulture	Ha	0.22634	0.000			0.0000
	1715	BasavarajachanabasappaMasanagi		8	4	Machinery	SoilMoistureConservation	TCB	Ha	0.05741	0.8000	14.585	75.546	0.0459
								WasteWair	No	0.0500	2			0.1000
								Forestry	Ha	0.1525	0.1000			0.0153
								Horticulture	Ha	0.22634	0.000			0.0000
	1716	MasanagiMallikarjunappa		8	5	Machinery	SoilMoistureConservation	TCB	Ha	0.05741	0.8700	14.585	75.546	0.0499
								WasteWair	No	0.0500	2			0.1000
								Forestry	Ha	0.1525	0.3000			0.0458
								Horticulture	Ha	0.22634	0.000			0.0000
	1717	MasanagiGurushanathappa		8	6	Machinery	SoilMoistureConservation	TCB	Ha	0.05741	0.5900	14.585	75.546	0.0339
								WasteWair	No	0.0500	2			0.1000
								Forestry	Ha	0.1525	0.3000			0.0458
								Horticulture	Ha	0.22634	0.000			0.0000
							TCB	Ha	0.05741	0.2000	14.585	75.546	0.0115	

								WasteWair	No	0.0500	2			0.1000
								Forestry	Ha	0.1525	0.1000			0.0153
								Horticulture	Ha	0.22634	0.000			0.0000

VillageName	Farmer Code	FarmerName	Aadhar CardNo	Survey Number	RateType(Manually/Machinery)	ActivityType(SoilMoistureConservationActivity/WaterHarvestingActivity)	ActivityName	Unit	Unit Cost(InLacs)	Proposed Quantity	Latitude(Deg-Min-Sec)	Longitude(Deg-Min-Sec)	TotalCost(InLacs)	Site Photo
	1719	MasanagiGurushanthaBinBasayya		8 9	Machinery	SoilMoistureConservation	TCB	Ha	0.05741	0.1900	14.585	75.546	0.0109	
							WasteWair	No	0.0500	1			0.0500	
							Forestry	Ha	0.1525	0.1000			0.0153	
							Horticulture	Ha	0.22634	0.000			0.0000	
	1720	HottigoudarHanumagouda		9 1	Machinery	SoilMoistureConservation	TCB	Ha	0.05741	1.5200	14.585	75.546	0.0873	
							WasteWair	No	0.0500	2			0.1000	
							Forestry	Ha	0.1525	0.3000			0.0458	
							Horticulture	Ha	0.22634	0.000			0.0000	
	1721	GudaguraBasavarajaBinHariyappa		9 2 <sup>00</sup>	Machinery	SoilMoistureConservation	TCB	Ha	0.05741	0.1400	14.585	75.546	0.0080	
							WasteWair	No	0.0500	1			0.0500	
							Forestry	Ha	0.1525	0.1000			0.0153	
							Horticulture	Ha	0.22634	0.000			0.0000	
	1722	GudugoudraLalithavva		9 2 <sup>20</sup>	Machinery	SoilMoistureConservation	TCB	Ha	0.05741	0.4000	14.585	75.546	0.0230	
							WasteWair	No	0.0500	1			0.0500	
							Forestry	Ha	0.1525	0.1000			0.0153	
							Horticulture	Ha	0.22634	0.000			0.0000	
	1723	GudugoudarVirupakshappa		9 2 <sup>20</sup>	Machinery	SoilMoistureConservation	TCB	Ha	0.05741	0.4600	14.585	75.546	0.0264	
							WasteWair	No	0.0500	1			0.0500	
							Forestry	Ha	0.1525	0.1000			0.0153	
							Horticulture	Ha	0.22634	0.000			0.0000	
	1724	GudugoudarMaliyappaBinHariyappa		9 3	Machinery	SoilMoistureConservation	TCB	Ha	0.05741	0.2900	14.585	75.546	0.0166	
							WasteWair	No	0.0500	1			0.0500	
							Forestry	Ha	0.1525	0.1000			0.0153	
							Horticulture	Ha	0.22634	0.000			0.0000	
	1725	GudugoudarHonnappaChannappa		9 4	Machinery	SoilMoistureConservation	TCB	Ha	0.05741	0.4300	14.585	75.546	0.0247	
							WasteWair	No	0.0500	1			0.0500	
							Forestry	Ha	0.1525	0.1000			0.0153	
							Horticulture	Ha	0.22634	0.000			0.0000	
	1726	KumaraTandeBasavanneppaMaddappalavar		10 1	Machinery	SoilMoistureConservation	TCB	Ha	0.05741	0.5100	14.585	75.546	0.0293	
							WasteWair	No	0.0500	1			0.0500	
							Forestry	Ha	0.1525	0.1000			0.0153	
							Horticulture	Ha	0.22634	0.000			0.0000	
	1727	KolleraShivakka		10 2	Machinery	SoilMoistureConservation	TCB	Ha	0.05741	0.5100	14.585	75.546	0.0293	
							WasteWair	No	0.0500	1			0.0500	
							Forestry	Ha	0.1525	0.1000			0.0153	
							Horticulture	Ha	0.22634	0.000			0.0000	
	1728	MaddappalanaraMalisanthappa		10 3 <sup>00</sup>	Machinery	SoilMoistureConservation	TCB	Ha	0.05741	0.5300	14.585	75.546	0.0304	
							WasteWair	No	0.0500	1			0.0500	
							Forestry	Ha	0.1525	0.1000			0.0153	

VillageName	Farmer Code	FarmerName	Aadhar CardNo	Survey Number	RateType(Manualy/Machinery)	ActivityType(SoilMoistureConservationActivity/WaterHarvestingActivity)	ActivityName	Unit	Unit Cost(InLacs)	Proposed Quantity	Latitude(Deg-Min-Sec)	Longitude(Deg-Min-Sec)	TotalCost(InLacs)	Site Photo
							Horticulture	Ha	0.22634	0.100			0.0226	
	1729	KolleraShivakka		10	323+4	Machinery	SoilMoistureConservation	TCB	Ha	0.05741	0.5000	14.585	75.546	0.0287
							WasteWair	No	0.0500	2				0.1000
							Forestry	Ha	0.1525	0.1000				0.0153
							Horticulture	Ha	0.22634	0.000				0.0000
	1730	ShankrikoppadaMallikarjunaBinNagappa		11	1	Machinery	SoilMoistureConservation	TCB	Ha	0.05741	1.9400	14.585	75.546	0.1114
							WasteWair	No	0.0500	2				0.1000
							Forestry	Ha	0.1525	0.1000				0.0153
							Horticulture	Ha	0.22634	0.000				0.0000
	1731	MuradappaTandeNagappaSankrikoppada		11	2	Machinery	SoilMoistureConservation	TCB	Ha	0.05741	0.3600	14.585	75.546	0.0207
							WasteWair	No	0.0500	2				0.1000
							Forestry	Ha	0.1525	0.1000				0.0153
							Horticulture	Ha	0.22634	0.000				0.0000
	1732	ShankrikoppadaShivananda		11	323	Machinery	SoilMoistureConservation	TCB	Ha	0.05741	0.3500	14.585	75.546	0.0201
							WasteWair	No	0.0500	1				0.0500
							Forestry	Ha	0.1525	0.1000				0.0153
							Horticulture	Ha	0.22634	0.000				0.0000
	1733	ByadagiSomashekarappa		11	4	Machinery	SoilMoistureConservation	TCB	Ha	0.05741	0.6000	14.585	75.546	0.0344
							WasteWair	No	0.0500	1				0.0500
							Forestry	Ha	0.1525	0.1000				0.0153
							Horticulture	Ha	0.22634	0.100				0.0226
	1734	SankrikoppadaManjappaUrphManjunadaBinHalappa		11	5	Machinery	SoilMoistureConservation	TCB	Ha	0.05741	0.4100	14.585	75.546	0.0235
							WasteWair	No	0.0500	1				0.0500
							Forestry	Ha	0.1525	0.1000				0.0153
							Horticulture	Ha	0.22634	0.000				0.0000
	1735	GoneppalanaraShankrappa		12	1	Machinery	SoilMoistureConservation	TCB	Ha	0.05741	1.6300	14.585	75.546	0.0936
							WasteWair	No	0.0500	2				0.1000
							Forestry	Ha	0.1525	0.3000				0.0458
							Horticulture	Ha	0.22634	0.000				0.0000
	1736	HulmaniMaliyappaBinTirukappa		15	1	Machinery	SoilMoistureConservation	TCB	Ha	0.05741	1.2100	14.585	75.546	0.0695
							WasteWair	No	0.0500	1				0.0500
							Forestry	Ha	0.1525	0.3000				0.0458
							Horticulture	Ha	0.22634	0.000				0.0000
	1737	HulmaniGadigeppaBinMaliyappa		15	2	Machinery	SoilMoistureConservation	TCB	Ha	0.05741	1.2100	14.585	75.546	0.0695
							WasteWair	No	0.0500	2				0.1000
							Forestry	Ha	0.1525	0.3000				0.0458
							Horticulture	Ha	0.22634	0.000				0.0000
	1738	BanakaraGirijadeviKomSangappa		16	*	Machinery	SoilMoistureConservation	TCB	Ha	0.05741	0.9400	14.585	75.546	0.0540
							WasteWair	No	0.0500	2				0.1000
							Forestry	Ha	0.1525	0.3000				0.0458
							Horticulture	Ha	0.22634	0.000				0.0000
	1739	BanakaraGirijadeviKomSangappa		17	*	Machinery	SoilMoistureConservation	TCB	Ha	0.05741	0.5300	14.585	75.546	0.0304
							WasteWair	No	0.0500	2				0.1000
							Forestry	Ha	0.1525	0.1000				0.0153
							Horticulture	Ha	0.22634	0.000				0.0000
	1740	BanakaraGirijadeviKomSangappa		18	*	Machinery	SoilMoistureConservation	TCB	Ha	0.05741	1.1800	14.585	75.546	0.0677
							WasteWair	No	0.0500	2				0.1000
							Forestry	Ha	0.1525	0.1000				0.0153
							Horticulture	Ha	0.22634	0.000				0.0000
	1741	MuddappalavaraSushilavva		23	*	Machinery	SoilMoistureConservation	TCB	Ha	0.05741	1.7400	14.585	75.546	0.0999



VillageName	Farmer Code	FarmerName	Aadhar CardNo	Survey Number	RateType(Manually/Machinery)	ActivityType(SoilMoistureConservationActivity/WaterHarvestingActivity)	ActivityName	Unit	Unit Cost(InLacs)	Proposed Quantity	Latitude(Deg-Min-Sec)	Longitude(Deg-Min-Sec)	TotalCost(InLacs)	Site Photo
							WasteWair	No	0.0500	1			0.0500	
							Forestry	Ha	0.1525	0.3000			0.0458	
							Horticulture	Ha	0.22634	0.000			0.0000	
	1742	BanakaraUrphNirulliChandrashekarappa		24	1	Machinery	SoilMoistureConservation	TCB	Ha	0.05741	1.4900	14.585	75.546	0.0855
							WasteWair	No	0.0500	2			0.1000	
							Forestry	Ha	0.1525	0.3000			0.0458	
							Horticulture	Ha	0.22634	0.000			0.0000	
	1743	BanakaraUrphNirulliChandrashekarappa		24	2	Machinery	SoilMoistureConservation	TCB	Ha	0.05741	1.4600	14.585	75.546	0.0838
							WasteWair	No	0.0500	2			0.1000	
							Forestry	Ha	0.1525	0.3000			0.0458	
							Horticulture	Ha	0.22634	0.000			0.0000	
	1744	BanakaraGirigadevikKomSangappa		25	1	Machinery	SoilMoistureConservation	TCB	Ha	0.05741	0.8500	14.585	75.546	0.0488
							WasteWair	No	0.0500	2			0.1000	
							Forestry	Ha	0.1525	0.3000			0.0458	
							Horticulture	Ha	0.22634	0.000			0.0000	
	1745	BanakaraUrphNirulliChandrashekarappa		25	2	Machinery	SoilMoistureConservation	TCB	Ha	0.05741	0.5600	14.585	75.546	0.0321
							WasteWair	No	0.0500	1			0.0500	
							Forestry	Ha	0.1525	0.1000			0.0153	
							Horticulture	Ha	0.22634	0.000			0.0000	
	1746	MuddappalavaraShobhaKomBasavaraja		25	3	Machinery	SoilMoistureConservation	TCB	Ha	0.05741	0.8400	14.585	75.546	0.0482
							WasteWair	No	0.0500	2			0.1000	
							Forestry	Ha	0.1525	0.3000			0.0458	
							Horticulture	Ha	0.22634	0.000			0.0000	
	1747	MuddappanavaraGadigeppaBinBasananneppa		26	*	Machinery	SoilMoistureConservation	TCB	Ha	0.05741	1.6800	14.585	75.546	0.0964
							WasteWair	No	0.0500	2			0.1000	
							Forestry	Ha	0.1525	0.3000			0.0458	
							Horticulture	Ha	0.22634	0.000			0.0000	
	1748	BasanagoudaTandeRajabasanagoudaMuddemmanavara		27	1	Machinery	SoilMoistureConservation	TCB	Ha	0.05741	0.6200	14.585	75.546	0.0356
							WasteWair	No	0.0500	1			0.0500	
							Forestry	Ha	0.1525	0.1000			0.0153	
							Horticulture	Ha	0.22634	0.000			0.0000	
	1749	ParemeshappaTandeRajabasanagoudaMuddemmanavara		27	2	Machinery	SoilMoistureConservation	TCB	Ha	0.05741	0.6300	14.585	75.546	0.0362
							WasteWair	No	0.0500	1			0.0500	
							Forestry	Ha	0.1525	0.1000			0.0153	
							Horticulture	Ha	0.22634	0.000			0.0000	
	1750	BasanagoudaTandeRajabasanagoudaMuddemmanavara		27	3	Machinery	SoilMoistureConservation	TCB	Ha	0.05741	0.6300	14.585	75.546	0.0362
							WasteWair	No	0.0500	1			0.0500	
							Forestry	Ha	0.1525	0.1000			0.0153	
							Horticulture	Ha	0.22634	0.000			0.0000	
	1751	GurshanthappaTandeMaliyappaBanakaraUrphMuddemmanava		28	1	Machinery	SoilMoistureConservation	TCB	Ha	0.05741	0.4100	14.585	75.546	0.0235
							WasteWair	No	0.0500	1			0.0500	
							Forestry	Ha	0.1525	0.1000			0.0153	
							Horticulture	Ha	0.22634	0.000			0.0000	
	1752	MudammanvaraUrphBanakarGurushanthappa		28	2	Machinery	SoilMoistureConservation	TCB	Ha	0.05741	0.8900	14.585	75.546	0.0511
							WasteWair	No	0.0500	2			0.1000	
							Forestry	Ha	0.1525	0.1000			0.0153	
							Horticulture	Ha	0.22634	0.000			0.0000	
	1753	SiddalingappaMaliyappaMuddemmanavaraUrphBanakara		28	3	Machinery	SoilMoistureConservation	TCB	Ha	0.05741	0.4000	14.585	75.546	0.0230

VillageName	Farmer Code	FarmerName	Aadhar CardNo	Survey Number	RateType(Manual y/Machinery)	ActivityType(SoilMoistureConservationActivity/WaterHarvestingActivity)	ActivityName	Unit	Unit Cost(InLacs)	Proposed Quantity	Latitude(Deg-Min-Sec)	Longitude(Deg-Min-Sec)	TotalCost(InLacs)	Site Photo
							WasteWair	No	0.0500	1			0.0500	
							Forestry	Ha	0.1525	0.1000			0.0153	
							Horticulture	Ha	0.22634	0.000			0.0000	
	1754	PatilSiddanagouda		31	2+3e9	Machinery	SoilMoistureConservation	TCB	Ha	0.05741	2.4300	14.585	75.546	0.1395
							WasteWair	No	0.0500	3			0.1500	
							Forestry	Ha	0.1525	0.1000			0.0153	
							WaterHarvestingActivity	Farmpond	No	1.040	1			1.0400
							Horticulture	Ha	0.22634	0.000			0.0000	
				31	2+3e9	Machinery	SoilMoistureConservation	TCB	Ha	0.05741	2.4300	14.585	75.546	0.1395
	1755	PatilSiddanagouda					WasteWair	No	0.0500	2			0.1000	
							Forestry	Ha	0.1525	0.3000			0.0458	
							WaterHarvestingActivity	Farmpond	No	1.040	1			1.0400
							Horticulture	Ha	0.22634	0.000			0.0000	
	1756	MudammanavaraSuresha		31	1	Machinery	SoilMoistureConservation	TCB	Ha	0.05741	1.4400	14.585	75.546	0.0827
							WasteWair	No	0.0500	2			0.1000	
							Forestry	Ha	0.1525	0.3000			0.0458	
							Horticulture	Ha	0.22634	0.000			0.0000	
	1757	MuddappanavaraJayappa		31	2+3e9	Machinery	SoilMoistureConservation	TCB	Ha	0.05741	0.9800	14.585	75.546	0.0563
							WasteWair	No	0.0500	2			0.1000	
							Forestry	Ha	0.1525	0.4000			0.0610	
							Horticulture	Ha	0.22634	0.000			0.0000	
	1758	HottagoudraMalisanthappa		31	2+3e9	Machinery	SoilMoistureConservation	TCB	Ha	0.05741	0.8000	14.585	75.546	0.0459
							WasteWair	No	0.0500	2			0.1000	
							Forestry	Ha	0.1525	0.3000			0.0458	
							Horticulture	Ha	0.22634	0.000			0.0000	
	1759	MuddappanavaraHonnava		34	1e9	Machinery	SoilMoistureConservation	TCB	Ha	0.05741	1.1000	14.585	75.546	0.0632
							WasteWair	No	0.0500	2			0.1000	
							Forestry	Ha	0.1525	0.2000			0.0305	
							Horticulture	Ha	0.22634	0.000			0.0000	
	1760	MuddapanavaraGulappa		34	1e9	Machinery	SoilMoistureConservation	TCB	Ha	0.05741	1.1300	14.585	75.546	0.0649
							WasteWair	No	0.0500	2			0.1000	
							Forestry	Ha	0.1525	0.2000			0.0305	
							Horticulture	Ha	0.22634	0.000			0.0000	
	1761	MuddapanavaraJayappa		34	2e9	Machinery	SoilMoistureConservation	TCB	Ha	0.05741	1.3900	14.585	75.546	0.0798
							WasteWair	No	0.0500	2			0.1000	
							Forestry	Ha	0.1525	0.3000			0.0458	
							Horticulture	Ha	0.22634	0.000			0.0000	
	1762	MuddapanavaraJayappa		34	2e9	Machinery	SoilMoistureConservation	TCB	Ha	0.05741	0.8800	14.585	75.546	0.0505
							WasteWair	No	0.0500	2			0.1000	
							Forestry	Ha	0.1525	0.3000			0.0458	
							Horticulture	Ha	0.22634	0.000			0.0000	
	1763	BanakaraBasavarajaBinChandrappa		35	1	Machinery	SoilMoistureConservation	TCB	Ha	0.05741	1.5300	14.585	75.546	0.0878
							WasteWair	No	0.0500	2			0.1000	
							Forestry	Ha	0.1525	0.3000			0.0458	
							Horticulture	Ha	0.22634	0.000			0.0000	
	1764	MuddapanavaraChanbasappa		35	1	Machinery	SoilMoistureConservation	TCB	Ha	0.05741	1.1300	14.585	75.546	0.0649
							WasteWair	No	0.0500	2			0.1000	
							Forestry	Ha	0.1525	0.1000			0.0153	
							Horticulture	Ha	0.22634	0.000			0.0000	

VillageName	Farmer Code	FarmerName	Aadhar CardNo	Survey Number	RateType(Manual/Machinery)	ActivityType(SoilMoistureConservationActivity/WaterHarvestingActivity)	ActivityName	Unit	Unit Cost(InLacs)	Proposed Quantity	Latitude(Deg-Min-Sec)	Longitude(Deg-Min-Sec)	TotalCost(InLacs)	Site Photo
	1765	HosagaudraChanbasavva		35 1	Machinery	SoilMoistureConservation	TCB	Ha	0.05741	2.0000	14.585	75.546	0.1148	
							WasteWair	No	0.0500	4			0.2000	
							Forestry	Ha	0.1525	0.4000			0.0610	
						WaterHarvestingActivity	Farmpond	No	1.040	1			1.0400	
							Horticulture	Ha	0.22634	0.000			0.0000	
	1766	HosagaudraChanbasavva		35 1	Machinery	SoilMoistureConservation	TCB	Ha	0.05741	2.0000	14.585	75.546	0.1148	
							WasteWair	No	0.0500	3			0.1500	
							Forestry	Ha	0.1525	0.4000			0.0610	
							Horticulture	Ha	0.22634	0.000			0.0000	
	1767	MudaimmanavaraShidalingappa		35 2	Machinery	SoilMoistureConservation	TCB	Ha	0.05741	1.4000	14.585	75.546	0.0804	
							WasteWair	No	0.0500	3			0.1500	
							Forestry	Ha	0.1525	0.2000			0.0305	
							Horticulture	Ha	0.22634	0.000			0.0000	
	1768	ChoudappanavarHanumanthappaMaliyappa		39 1	Machinery	SoilMoistureConservation	TCB	Ha	0.05741	1.4100	14.585	75.546	0.0809	
							WasteWair	No	0.0500	2			0.1000	
							Forestry	Ha	0.1525	0.2000			0.0305	
							Horticulture	Ha	0.22634	0.000			0.0000	
	1769	MuddammanavaraUrphBanakaraGrushanthappa		39 2	Machinery	SoilMoistureConservation	TCB	Ha	0.05741	1.3400	14.585	75.546	0.0769	
							WasteWair	No	0.0500	2			0.1000	
							Forestry	Ha	0.1525	0.2000			0.0305	
							Horticulture	Ha	0.22634	0.000			0.0000	
	1770	SarathiBharamavva		40 1	Machinery	SoilMoistureConservation	TCB	Ha	0.05741	0.3000	14.585	75.546	0.0172	
							WasteWair	No	0.0500	2			0.1000	
							Forestry	Ha	0.1525	0.2000			0.0305	
							Horticulture	Ha	0.22634	0.000			0.0000	
	1771	HalivanadaRamappa		40 2	Machinery	SoilMoistureConservation	TCB	Ha	0.05741	0.4900	14.585	75.546	0.0281	
							WasteWair	No	0.0500	1			0.0500	
							Forestry	Ha	0.1525	0.1000			0.0153	
							Horticulture	Ha	0.22634	0.000			0.0000	
	1772	HalivanadaSiddalingappaBinHonnappa		40 2	Machinery	SoilMoistureConservation	TCB	Ha	0.05741	0.4900	14.585	75.546	0.0281	
							WasteWair	No	0.0500	1			0.0500	
							Forestry	Ha	0.1525	0.1000			0.0153	
							Horticulture	Ha	0.22634	0.000			0.0000	
	1773	HalivanadaShekappaBinSiddalingappa		40 1	Machinery	SoilMoistureConservation	TCB	Ha	0.05741	0.2800	14.585	75.546	0.0161	
							WasteWair	No	0.0500	1			0.0500	
							Forestry	Ha	0.1525	1.0000			0.1525	
							Horticulture	Ha	0.22634	0.000			0.0000	
	1774	HalivanadaKariyappa		40 1	Machinery	SoilMoistureConservation	TCB	Ha	0.05741	0.3000	14.585	75.546	0.0172	
							WasteWair	No	0.0500	1			0.0500	
							Forestry	Ha	0.1525	0.1000			0.0153	
							Horticulture	Ha	0.22634	0.000			0.0000	
	1775	KunchuragadigeppaChannabasappa		40 2	Machinery	SoilMoistureConservation	TCB	Ha	0.05741	0.4000	14.585	75.546	0.0230	
							WasteWair	No	0.0500	1			0.0500	
							Forestry	Ha	0.1525	0.1000			0.0153	
							Horticulture	Ha	0.22634	0.000			0.0000	
	1776	HalivanadaDoddahalappa		40 2	Machinery	SoilMoistureConservation	TCB	Ha	0.05741	0.9800	14.585	75.546	0.0563	
							WasteWair	No	0.0500	2			0.1000	
							Forestry	Ha	0.1525	0.4000			0.0610	
							LRRS	No	2.500	1			2.5000	

VillageName	FarmerCode	FarmerName	AadharCardNo	SurveyNumber	RateType(Manually/Machinery)	ActivityType(SoilMoistureConservationActivity/WaterHarvestingActivity)	ActivityName	Unit	UnitCost(InLacs)	ProposedQuantity	Latitude(Deg-Min-Sec)	Longitude(Deg-Min-Sec)	TotalCost(InLacs)	SitePhoto
							Horticulture	Ha	0.22634	0.000			0.0000	
	1777	ChoudappanavaraHanumanthappa		40	2a	Machinery	SoilMoistureConservation	TCB	Ha	0.05741	0.6300	14.585	75.546	0.0362
							WasteWair	No	0.0500	1			0.0500	
							Forestry	Ha	0.1525	0.1000			0.0153	
							Horticulture	Ha	0.22634	0.000			0.0000	
	1778	KunchurGadigeppaChanabasappa		40	3	Machinery	SoilMoistureConservation	TCB	Ha	0.05741	1.1100	14.585	75.546	0.0637
							WasteWair	No	0.0500	2			0.1000	
							Forestry	Ha	0.1525	0.1000			0.0153	
							Horticulture	Ha	0.22634	0.000			0.0000	
	1779	HalivanadaDoddahalappa		40	4	Machinery	SoilMoistureConservation	TCB	Ha	0.05741	0.2600	14.585	75.546	0.0149
							WasteWair	No	0.0500	1			0.0500	
							Forestry	Ha	0.1525	0.1000			0.0153	
							Horticulture	Ha	0.22634	0.000			0.0000	
	1780	MasanagiGurushanthappa		40	5	Machinery	SoilMoistureConservation	TCB	Ha	0.05741	0.8000	14.585	75.546	0.0459
							WasteWair	No	0.0500	1			0.0500	
							Forestry	Ha	0.1525	0.1000			0.0153	
							Horticulture	Ha	0.22634	0.000			0.0000	
	1781	ChoudappanavaraHanumanthappa		40	6	Machinery	SoilMoistureConservation	TCB	Ha	0.05741	1.1100	14.585	75.546	0.0637
							WasteWair	No	0.0500	2			0.1000	
							Forestry	Ha	0.1525	0.3000			0.0458	
							Horticulture	Ha	0.22634	0.000			0.0000	
	1782	HalivanadaNagappa		43	1a	Machinery	SoilMoistureConservation	TCB	Ha	0.05741	0.5800	14.585	75.546	0.0333
							WasteWair	No	0.0500	0			0.0000	
							Forestry	Ha	0.1525	1.0000			0.1525	
							Horticulture	Ha	0.22634	0.100			0.0226	
	1783	BasavaraChanabasappaMasanagi		43	4a	Machinery	SoilMoistureConservation	TCB	Ha	0.05741	0.5300	14.585	75.546	0.0304
							WasteWair	No	0.0500	1			0.0500	
							Forestry	Ha	0.1525	0.1000			0.0153	
							Horticulture	Ha	0.22634	0.000			0.0000	
	1784	KadarmandalagiChannappa		43	4a	Machinery	SoilMoistureConservation	TCB	Ha	0.05741	0.2500	14.585	75.546	0.0144
							WasteWair	No	0.0500	1			0.0500	
							Forestry	Ha	0.1525	0.1000			0.0153	
							Horticulture	Ha	0.22634	0.000			0.0000	
	1785	HalivanadaDoddahalappa		43	1a	Machinery	SoilMoistureConservation	TCB	Ha	0.05741	1.2300	14.585	75.546	0.0706
							WasteWair	No	0.0500	1			0.0500	
							Forestry	Ha	0.1525	0.1000			0.0153	
							Horticulture	Ha	0.22634	0.000			0.0000	
	1786	HalivanadaNingamma		43	1a	Machinery	SoilMoistureConservation	TCB	Ha	0.05741	0.5900	14.585	75.546	0.0339
							WasteWair	No	0.0500	1			0.0500	
							Forestry	Ha	0.1525	0.1000			0.0153	
							Horticulture	Ha	0.22634	0.000			0.0000	

	1787	KadaramandalagiRamanagouda		43	2+3	Machinery	SoilMoistureConservation	TCB	Ha	0.05741	1.8400	14.585	75.546	0.1056	
								WasteWair	No	0.0500	3			0.1500	
								Forestry	Ha	0.1525	0.4000			0.0610	
								LRRS	No	2.500	1			2.5000	
								Horticulture	Ha	0.22634	0.000			0.0000	
	1788	KadaramandalagiBasavarajaUrphBasavarajappa		43	2+3	Machinery	SoilMoistureConservation	TCB	Ha	0.05741	0.4400	14.585	75.546	0.0253	
								WasteWair	No	0.0500	1			0.0500	
								Forestry	Ha	0.1525	0.1000			0.0153	
								Horticulture	Ha	0.22634	0.000			0.0000	
	1789	KadaramandalagiShivappa		43	4	Machinery	SoilMoistureConservation	TCB	Ha	0.05741	0.2600	14.585	75.546	0.0149	
								WasteWair	No	0.0500	1			0.0500	
								Forestry	Ha	0.1525	0.1000			0.0153	
								Horticulture	Ha	0.22634	0.000			0.0000	
	1790	MuddappananvaraShivashankaraBinChandrappa		44	1	Machinery	SoilMoistureConservation	TCB	Ha	0.05741	0.9000	14.585	75.546	0.0517	
								WasteWair	No	0.0500	2			0.1000	

VillageName	Farmer Code	FarmerName	Aadhar CardNo	Survey Number	RateType(Manualy/Machinery)	ActivityType(SoilMoistureConservationActivity/WaterHarvestingActivity)	ActivityName	Unit	Unit Cost(InLacs)	Proposed Quantity	Latitude(Deg-Min-Sec)	Longitude(Deg-Min-Sec)	TotalCost(InLacs)	Site Photo
							Forestry	Ha	0.1525	0.1000			0.0153	
							Horticulture	Ha	0.22634	0.000			0.0000	
	1791	MuddappanavaraMalkappa		44	2	Machinery	SoilMoistureConservation	TCB	Ha	0.05741	0.6000	14.585	75.546	0.0344
							WasteWair	No	0.0500	1				0.0500
							Forestry	Ha	0.1525	0.1000				0.0153
							Horticulture	Ha	0.22634	0.000				0.0000
	1792	MuddappanavaraVijayaKumarBinGurshanthappa		44	3	Machinery	SoilMoistureConservation	TCB	Ha	0.05741	0.8700	14.585	75.546	0.0499
							WasteWair	No	0.0500	2				0.1000
							Forestry	Ha	0.1525	0.3000				0.0458
							Horticulture	Ha	0.22634	0.000				0.0000
	1793	MuddapanavaraUmadeviKomBasavaraja		44	4	Machinery	SoilMoistureConservation	TCB	Ha	0.05741	0.8600	14.585	75.546	0.0494
							WasteWair	No	0.0500	2				0.1000
							Forestry	Ha	0.1525	0.3000				0.0458
							Horticulture	Ha	0.22634	0.000				0.0000
	1794	KunchurHalappa		45	*	Machinery	SoilMoistureConservation	TCB	Ha	0.05741	1.4000	14.585	75.546	0.0804
							WasteWair	No	0.0500	3				0.1500
							Forestry	Ha	0.1525	0.3000				0.0458
							Horticulture	Ha	0.22634	0.000				0.0000
	1795	KunchurHalappa		45	*	Machinery	SoilMoistureConservation	TCB	Ha	0.05741	1.4000	14.585	75.546	0.0804
							WasteWair	No	0.0500	3				0.1500
							Forestry	Ha	0.1525	0.3000				0.0458
							Horticulture	Ha	0.22634	0.000				0.0000
	1796	MuddapanavaraMalishanthappa		45	2	Machinery	SoilMoistureConservation	TCB	Ha	0.05741	1.5900	14.585	75.546	0.0913
							WasteWair	No	0.0500	3				0.1500
							Forestry	Ha	0.1525	0.3000				0.0458
							Horticulture	Ha	0.22634	0.000				0.0000
	1797	HulamaniMaliyappa		46	1	Machinery	SoilMoistureConservation	TCB	Ha	0.05741	2.3000	14.585	75.546	0.1320
							WasteWair	No	0.0500	4				0.2000
							Forestry	Ha	0.1525	0.3000				0.0458
							LRRS	No	2.500	1				2.5000
							Horticulture	Ha	0.22634	0.000				0.0000
	1798	HulmaniMaliyappa		46	1	Machinery	SoilMoistureConservation	TCB	Ha	0.05741	2.3000	14.585	75.546	0.1320
							WasteWair	No	0.0500	4				0.2000
							Forestry	Ha	0.1525	0.3000				0.0458
							LRRS	No	2.500	1				2.5000
							Horticulture	Ha	0.22634	0.000				0.0000
	1799	SaradaParameshappa		46	2	Machinery	SoilMoistureConservation	TCB	Ha	0.05741	0.8000	14.585	75.546	0.0459
							WasteWair	No	0.0500	2				0.1000
							Forestry	Ha	0.1525	0.1000				0.0153
							Horticulture	Ha	0.22634	0.000				0.0000
	1800	SaradaNagappa		46	3	Machinery	SoilMoistureConservation	TCB	Ha	0.05741	0.8000	14.585	75.546	0.0459
							WasteWair	No	0.0500	2				0.1000
							Forestry	Ha	0.1525	0.1000				0.0153
							Horticulture	Ha	0.22634	0.000				0.0000

VillageName	Farmer Code	FarmerName	Aadhar CardNo	Survey Number	RateType(Manually/Machinery)	ActivityType(SoilMoistureConservationActivity/WaterHarvestingActivity)	ActivityName	Unit	Unit Cost(InLacs)	Proposed Quantity	Latitude(Deg-Min-Sec)	Longitude(Deg-Min-Sec)	TotalCost(InLacs)	Site Photo
	1801	GadigeppaMuddappanavara		46	4	Machinery	SoilMoistureConservation	TCB	Ha	0.05741	0.2900	14.585	75.546	0.0166
							WasteWair	No	0.0500	1				0.0500
							Forestry	Ha	0.1525	0.1000				0.0153
							Horticulture	Ha	0.22634	0.000				0.0000
	1802	GadigeppaMuddappanavara		46	5	Machinery	SoilMoistureConservation	TCB	Ha	0.05741	0.2900	14.585	75.546	0.0166
							WasteWair	No	0.0500	1				0.0500
							Forestry	Ha	0.1525	0.1000				0.0153
							Horticulture	Ha	0.22634	0.000				0.0000
	1803	BasavarajaTandeSiddappaMuddammanavar		47	1	Machinery	SoilMoistureConservation	TCB	Ha	0.05741	1.7300	14.585	75.546	0.0993
							WasteWair	No	0.0500	4				0.2000
							Forestry	Ha	0.1525	0.4000				0.0610
							Horticulture	Ha	0.22634	0.000				0.0000
	1804	ParameshappaTandeRajabasanagoudaMuddemmanavara		47	2	Machinery	SoilMoistureConservation	TCB	Ha	0.05741	0.2500	14.585	75.546	0.0144
							WasteWair	No	0.0500	1				0.0500
							Forestry	Ha	0.1525	0.1000				0.0153
							Horticulture	Ha	0.22634	0.000				0.0000
	1805	MuddammanavaraUdayaKumar		47	2	Machinery	SoilMoistureConservation	TCB	Ha	0.05741	0.7800	14.585	75.546	0.0448
							WasteWair	No	0.0500	1				0.0500
							Forestry	Ha	0.1525	0.1000				0.0153
							Horticulture	Ha	0.22634	0.000				0.0000
	1806	ParamashappaTandeRajabasanagoudaMuddemmanavar		47	3	Machinery	SoilMoistureConservation	TCB	Ha	0.05741	0.2500	14.585	75.546	0.0144
							WasteWair	No	0.0500	1				0.0500
							Forestry	Ha	0.1525	0.1000				0.0153
							Horticulture	Ha	0.22634	0.000				0.0000
	1807	ParameshappaTandeRajabasanagoudaMuddemmanavar		47	4	Machinery	SoilMoistureConservation	TCB	Ha	0.05741	0.2500	14.585	75.546	0.0144
							WasteWair	No	0.0500	1				0.0500
							Forestry	Ha	0.1525	0.1000				0.0153
							Horticulture	Ha	0.22634	0.000				0.0000
	1808	PatilDanappagoudaUrphGurshanthgouda		51	1+2	Machinery	SoilMoistureConservation	TCB	Ha	0.05741	1.3700	14.585	75.546	0.0787
							WasteWair	No	0.0500	2				0.1000
							Forestry	Ha	0.1525	0.3000				0.0458
							Horticulture	Ha	0.22634	0.000				0.0000
	1809	PatilRamanagouda		51	1+2	Machinery	SoilMoistureConservation	TCB	Ha	0.05741	2.7300	14.585	75.546	0.1567
							WasteWair	No	0.0500	3				0.1500
							Forestry	Ha	0.1525	0.5000				0.0763
							WaterHarvestingActivity	Farmpond	No	1.040	1			1.0400
							Horticulture	Ha	0.22634	0.000				0.0000
	1810	HullattiHanumanthappa		51	3	Machinery	SoilMoistureConservation	TCB	Ha	0.05741	0.1300	14.585	75.546	0.0075
							WasteWair	No	0.0500	1				0.0500
							Forestry	Ha	0.1525	0.1000				0.0153
							Horticulture	Ha	0.22634	0.000				0.0000
	1811	HorakeriMaliyappaBinBasavanappa		51	3	Machinery	SoilMoistureConservation	TCB	Ha	0.05741	0.3900	14.585	75.546	0.0224
							WasteWair	No	0.0500	1				0.0500
							Forestry	Ha	0.1525	0.1000				0.0153
							Horticulture	Ha	0.22634	0.000				0.0000
	1812	HullattiHanumanthappa		51	3	Machinery	SoilMoistureConservation	TCB	Ha	0.05741	0.1200	14.585	75.546	0.0069
							WasteWair	No	0.0500	1				0.0500
							Forestry	Ha	0.1525	0.1000				0.0153

VillageName	Farmer Code	FarmerName	Aadhar CardNo	Survey Number	RateType(Manually/Machinery)	ActivityType(SoilMoistureConservationActivity/WaterHarvestingActivity)	ActivityName	Unit	Unit Cost(InLacs)	Proposed Quantity	Latitude(Deg-Min-Sec)	Longitude(Deg-Min-Sec)	TotalCost(InLacs)	Site Photo
							Horticulture	Ha	0.22634	0.000			0.0000	
	1813	MuddappanavaraMallikarjunaBinShankrappa		51	4	Machinery	SoilMoistureConservation	TCB	Ha	0.05741	0.7600	14.585	75.546	0.0436
							WasteWair	No	0.0500	1				0.0500
							Forestry	Ha	0.1525	0.1000				0.0153
							Horticulture	Ha	0.22634	0.000				0.0000
	1814	MuddappanavaraMalishanthappa		51	5	Machinery	SoilMoistureConservation	TCB	Ha	0.05741	0.8000	14.585	75.546	0.0459
							WasteWair	No	0.0500	2				0.1000
							Forestry	Ha	0.1525	0.3000				0.0458
							Horticulture	Ha	0.22634	0.000				0.0000
	1815	HullattiBasappa		52	1	Machinery	SoilMoistureConservation	TCB	Ha	0.05741	0.4000	14.585	75.546	0.0230
							WasteWair	No	0.0500	1				0.0500
							Forestry	Ha	0.1525	0.1000				0.0153
							Horticulture	Ha	0.22634	0.000				0.0000
	1816	HullattiGurushanthappa		53	2	Machinery	SoilMoistureConservation	TCB	Ha	0.05741	0.2600	14.585	75.546	0.0149
							WasteWair	No	0.0500	1				0.0500
							Forestry	Ha	0.1525	0.1000				0.0153
							Horticulture	Ha	0.22634	0.000				0.0000
	1817	HullattiGurushanthappa		53	3	Machinery	SoilMoistureConservation	TCB	Ha	0.05741	0.1400	14.585	75.546	0.0080
							WasteWair	No	0.0500	1				0.0500
							Forestry	Ha	0.1525	0.1000				0.0153
							Horticulture	Ha	0.22634	0.000				0.0000
	1818	MuddeManavaraBasanagouda		54	*	Machinery	SoilMoistureConservation	TCB	Ha	0.05741	0.4600	14.585	75.546	0.0264
							WasteWair	No	0.0500	1				0.0500
							Forestry	Ha	0.1525	0.1000				0.0153
							Horticulture	Ha	0.22634	0.000				0.0000
	1819	PatilRamangouda		55	*	Machinery	SoilMoistureConservation	TCB	Ha	0.05741	0.5500	14.585	75.546	0.0316
							WasteWair	No	0.0500	1				0.0500
							Forestry	Ha	0.1525	0.1000				0.0153
							Horticulture	Ha	0.22634	0.000				0.0000
	1820	ShoubhaKomAjappagoudaPatil		66	1	Machinery	SoilMoistureConservation	TCB	Ha	0.05741	1.6400	14.585	75.546	0.0942
							WasteWair	No	0.0500	3				0.1500
							Forestry	Ha	0.1525	0.3000				0.0458
							Horticulture	Ha	0.22634	0.000				0.0000
	1821	DoddakannagoudaMuradappaBinGurushanthappa		66	2	Machinery	SoilMoistureConservation	TCB	Ha	0.05741	0.7500	14.585	75.546	0.0431
							WasteWair	No	0.0500	2				0.1000
							Forestry	Ha	0.1525	0.1000				0.0153
							Horticulture	Ha	0.22634	0.000				0.0000
	1822	HosamaniGurushanthappa		67	3+4e9	Machinery	SoilMoistureConservation	TCB	Ha	0.05741	0.3600	14.585	75.546	0.0207
							WasteWair	No	0.0500	1				0.0500
							Forestry	Ha	0.1525	0.1000				0.0153
							Horticulture	Ha	0.22634	0.000				0.0000
	1823	ChoudappanavaraNingappaBinBasappa		67	3e3	Machinery	SoilMoistureConservation	TCB	Ha	0.05741	0.3600	14.585	75.546	0.0207
							WasteWair	No	0.0500	1				0.0500
							Forestry	Ha	0.1525	0.1000				0.0153
							Horticulture	Ha	0.22634	0.000				0.0000
	1824	HosamaniRathanvvaKomKannappa		67	1	Machinery	SoilMoistureConservation	TCB	Ha	0.05741	0.5300	14.585	75.546	0.0304
							WasteWair	No	0.0500	1				0.0500
							Forestry	Ha	0.1525	0.1000				0.0153



VillageName	Farmer Code	FarmerName	Aadhar CardNo	Survey Number	RateType(Manual y/Machinery)	ActivityType(SoilMoistureConservationActivity/WaterHarvestingActivity)	ActivityName	Unit	Unit Cost(InLacs)	Proposed Quantity	Latitude(Deg-Min-Sec)	Longitude(Deg-Min-Sec)	TotalCost(InLacs)	Site Photo
	1825	HosamaniRathanvvaKomKannappa		67 2	Machinery	SoilMoistureConservation	Horticulture	Ha	0.22634	0.000			0.0000	
							TCB	Ha	0.05741	0.1800	14.585	75.546	0.0103	
							WasteWair	No	0.0500	1			0.0500	
							Forestry	Ha	0.1525	0.1000			0.0153	
							Horticulture	Ha	0.22634	0.000			0.0000	
	1826	ChoudappanavaraShekanagouda		68 1	Machinery	SoilMoistureConservation	TCB	Ha	0.05741	0.1500	14.585	75.546	0.0086	
							WasteWair	No	0.0500	1			0.0500	
							Forestry	Ha	0.1525	0.1000			0.0153	
							Horticulture	Ha	0.22634	0.000			0.0000	
	1827	ChoudappanavaraShankaragouda		68 2	Machinery	SoilMoistureConservation	TCB	Ha	0.05741	0.4800	14.585	75.546	0.0276	
							WasteWair	No	0.0500	1			0.0500	
							Forestry	Ha	0.1525	0.1000			0.0153	
							Horticulture	Ha	0.22634	0.000			0.0000	
	1828	ChoudappanavaraMaradevappaBinBasappa		68 3	Machinery	SoilMoistureConservation	TCB	Ha	0.05741	0.4800	14.585	75.546	0.0276	
							WasteWair	No	0.0500	1			0.0500	
							Forestry	Ha	0.1525	0.1000			0.0153	
							Horticulture	Ha	0.22634	0.000			0.0000	
	1829	BirappaTandeShiddappaKollera		71 1	Machinery	SoilMoistureConservation	TCB	Ha	0.05741	0.4000	14.585	75.546	0.0230	
							WasteWair	No	0.0500	1			0.0500	
							Forestry	Ha	0.1525	0.1000			0.0153	
							Horticulture	Ha	0.22634	0.000			0.0000	
	1830	KolleraHonnammaKomSubhasha		71 2	Machinery	SoilMoistureConservation	TCB	Ha	0.05741	0.8900	14.585	75.546	0.0511	
							WasteWair	No	0.0500	2			0.1000	
							Forestry	Ha	0.1525	0.3000			0.0458	
							Horticulture	Ha	0.22634	0.000			0.0000	
	1831	BirappaTandeSiddappaKollera		71 3	Machinery	SoilMoistureConservation	TCB	Ha	0.05741	0.8900	14.585	75.546	0.0511	
							WasteWair	No	0.0500	2			0.1000	
							Forestry	Ha	0.1525	0.3000			0.0458	
							Horticulture	Ha	0.22634	0.000			0.0000	
	1832	HanumanthappaKannala		71 4	Machinery	SoilMoistureConservation	TCB	Ha	0.05741	0.4000	14.585	75.546	0.0230	
							WasteWair	No	0.0500	1			0.0500	
							Forestry	Ha	0.1525	0.1000			0.0153	
							Horticulture	Ha	0.22634	0.000			0.0000	
	1833	MalimathaShekarayya		73 1	Machinery	SoilMoistureConservation	TCB	Ha	0.05741	0.4200	14.585	75.546	0.0241	
							WasteWair	No	0.0500	1			0.0500	
							Forestry	Ha	0.1525	0.1000			0.0153	
							Horticulture	Ha	0.22634	0.000			0.0000	
	1834	MalimathaGurshanthayya		73 1	Machinery	SoilMoistureConservation	TCB	Ha	0.05741	0.4100	14.585	75.546	0.0235	
							WasteWair	No	0.0500	1			0.0500	
							Forestry	Ha	0.1525	0.1000			0.0153	
							Horticulture	Ha	0.22634	0.000			0.0000	
	1835	MalimathaNandeppayya		73 1	Machinery	SoilMoistureConservation	TCB	Ha	0.05741	0.4200	14.585	75.546	0.0241	
							WasteWair	No	0.0500	1			0.0500	
							Forestry	Ha	0.1525	0.1000			0.0153	
							Horticulture	Ha	0.22634	0.000			0.0000	
	1836	MalimathaVirayyaBinHemayya		73 2	Machinery	SoilMoistureConservation	TCB	Ha	0.05741	1.3300	14.585	75.546	0.0764	
							WasteWair	No	0.0500	2			0.1000	
							Forestry	Ha	0.1525	0.3000			0.0458	
							Horticulture	Ha	0.22634	0.000			0.0000	

VillageName	Farmer Code	FarmerName	Aadhar CardNo	Survey Number	RateType(Manually/Machinery)	ActivityType(SoilMoistureConservationActivity/WaterHarvestingActivity)	ActivityName	Unit	Unit Cost(InLacs)	Proposed Quantity	Latitude(Deg-Min-Sec)	Longitude(Deg-Min-Sec)	TotalCost(InLacs)	Site Photo
Sarvanda	1837	KarinagappanavaraNingappa		61	29	Machinery	SoilMoistureConservation	TCB	Ha	0.05741	2.3900	14.608	75.544	0.1372
4D4C2G1e							WasteWair	No	0.0500	1				0.0500
							Forestry	Ha	0.1525	0.5000				0.0763
							Horticulture	Ha	0.22634	0.000				0.0000
	1838	KarinagappanavaraNingappa		61	29	Machinery	SoilMoistureConservation	TCB	Ha	0.05741	2.3900	14.608	75.544	0.1372
							WasteWair	No	0.0500	1				0.0500
							Forestry	Ha	0.1525	0.1000				0.0153
							Horticulture	Ha	0.22634	0.000				0.0000
	1839	KarinagappanavaraShekappa		61	39	Machinery	SoilMoistureConservation	TCB	Ha	0.05741	0.2700	14.608	75.544	0.0155
							WasteWair	No	0.0500	1				0.0500
							Forestry	Ha	0.1525	0.1000				0.0153
							Horticulture	Ha	0.22634	0.000				0.0000
	1840	RajaKumarTandeGurshanthappaKarinagappanavara		61	39	Machinery	SoilMoistureConservation	TCB	Ha	0.05741	0.4000	14.608	75.544	0.0230
							WasteWair	No	0.0500	1				0.0500
							Forestry	Ha	0.1525	0.5000				0.0763
							Horticulture	Ha	0.22634	0.000				0.0000
	1841	BenakanakondaAdivekka		61	32	Machinery	SoilMoistureConservation	TCB	Ha	0.05741	0.8000	14.608	75.544	0.0459
							WasteWair	No	0.0500	1				0.0500
							Forestry	Ha	0.1525	0.5000				0.0763
							Horticulture	Ha	0.22634	0.000				0.0000
	1842	KumarTandeGuddappaBalur		61	32	Machinery	SoilMoistureConservation	TCB	Ha	0.05741	0.4300	14.608	75.544	0.0247
							WasteWair	No	0.0500	1				0.0500
							Forestry	Ha	0.1525	0.3000				0.0458
							Horticulture	Ha	0.22634	0.000				0.0000
	1843	KarinagappanavaraShekappa		61	1	Machinery	SoilMoistureConservation	TCB	Ha	0.05741	0.6600	14.608	75.544	0.0379
							WasteWair	No	0.0500	1				0.0500
							Forestry	Ha	0.1525	0.5000				0.0763
							Horticulture	Ha	0.22634	0.000				0.0000
	1844	RajaKumarTandeGurushanthappaKarinagappanavara		61	10	Machinery	SoilMoistureConservation	TCB	Ha	0.05741	0.1000	14.608	75.544	0.0057
							WasteWair	No	0.0500	1				0.0500
							Forestry	Ha	0.1525	0.1000				0.0153
							Horticulture	Ha	0.22634	0.000				0.0000
	1845	KarinagappanavaraShivappa		61	11	Machinery	SoilMoistureConservation	TCB	Ha	0.05741	0.6500	14.608	75.544	0.0373
							WasteWair	No	0.0500	1				0.0500
							Forestry	Ha	0.1525	0.5000				0.0763
							Horticulture	Ha	0.22634	0.000				0.0000
	1846	KarinagappanavaraNingappa		61	29	Machinery	SoilMoistureConservation	TCB	Ha	0.05741	2.3900	14.608	75.544	0.1372
							WasteWair	No	0.0500	1				0.0500
							Forestry	Ha	0.1525	0.3000				0.0458
							Horticulture	Ha	0.22634	0.000				0.0000
	1847	KarinagappanavaraNingappa		61	29	Machinery	SoilMoistureConservation	TCB	Ha	0.05741	2.3900	14.608	75.544	0.1372
							WasteWair	No	0.0500	0				0.0000
							Forestry	Ha	0.1525	0.0000				0.0000
							Horticulture	Ha	0.22634	0.000				0.0000
	1848	KarinagappanavaraNingappa		61	29	Machinery	SoilMoistureConservation	TCB	Ha	0.05741	2.3900	14.608	75.544	0.1372
							WasteWair	No	0.0500	3				0.1500
							Forestry	Ha	0.1525	0.0000				0.0000
							Horticulture	Ha	0.22634	0.000				0.0000

VillageName	Farmer Code	FarmerName	Aadhar CardNo	Survey Number	RateType(Manually/Machinery)	ActivityType(SoilMoistureConservationActivity/WaterHarvestingActivity)	ActivityName	Unit	Unit Cost(InLacs)	Proposed Quantity	Latitude(Deg-Min-Sec)	Longitude(Deg-Min-Sec)	TotalCost(InLacs)	Site Photo
	1849	KarinagappanavaNilavva		61	2a	Machinery	SoilMoistureConservation	TCB	Ha	0.05741	1.0900	14.608	75.544	0.0626
							WasteWair	No	0.0500	0				0.0000
							Forestry	Ha	0.1525	0.0000				0.0000
							Horticulture	Ha	0.22634	0.000				0.0000
	1850	KarigappanavaraBasappa		61	3a	Machinery	SoilMoistureConservation	TCB	Ha	0.05741	0.2000	14.608	75.544	0.0115
							WasteWair	No	0.0500	0				0.0000
							Forestry	Ha	0.1525	0.0000				0.0000
							Horticulture	Ha	0.22634	0.000				0.0000
	1851	BenakanakondaSivayogiBinMaheshappa		61	3a	Machinery	SoilMoistureConservation	TCB	Ha	0.05741	0.8400	14.608	75.544	0.0482
							WasteWair	No	0.0500	0				0.0000
							Forestry	Ha	0.1525	0.0000				0.0000
							Horticulture	Ha	0.22634	0.000				0.0000
	1852	BenakanakondaShivayogi		61	3a	Machinery	SoilMoistureConservation	TCB	Ha	0.05741	0.4000	14.608	75.544	0.0230
							WasteWair	No	0.0500	0				0.0000
							Forestry	Ha	0.1525	0.0000				0.0000
							Horticulture	Ha	0.22634	0.000				0.0000
	1853	KarivasappaTandeGurushanthappaKarinagappanavara		61	4	Machinery	SoilMoistureConservation	TCB	Ha	0.05741	0.1000	14.608	75.544	0.0057
							WasteWair	No	0.0500	0				0.0000
							Forestry	Ha	0.1525	0.0000				0.0000
							Horticulture	Ha	0.22634	0.000				0.0000
	1854	KaribasappaTandeGurushanthappaKarinagappanavara		61	5	Machinery	SoilMoistureConservation	TCB	Ha	0.05741	0.4000	14.608	75.544	0.0230
							WasteWair	No	0.0500	0				0.0000
							Forestry	Ha	0.1525	0.0000				0.0000
							Horticulture	Ha	0.22634	0.000				0.0000
	1855	KarigappanavaraShivappa		61	6	Machinery	SoilMoistureConservation	TCB	Ha	0.05741	0.2700	14.608	75.544	0.0155
							WasteWair	No	0.0500	1				0.0500
							Forestry	Ha	0.1525	0.5000				0.0763
							Horticulture	Ha	0.22634	0.000				0.0000
	1856	KarigappanavaraBasavanthappa		61	7	Machinery	SoilMoistureConservation	TCB	Ha	0.05741	0.8500	14.608	75.544	0.0488
							WasteWair	No	0.0500	1				0.0500
							Forestry	Ha	0.1525	0.1000				0.0153
							Horticulture	Ha	0.22634	0.000				0.0000
	1857	KarigappanavaraNagappa		61	8	Machinery	SoilMoistureConservation	TCB	Ha	0.05741	0.8500	14.608	75.544	0.0488
							WasteWair	No	0.0500	1				0.0500
							Forestry	Ha	0.1525	0.5000				0.0763
							Horticulture	Ha	0.22634	0.000				0.0000
	1858	KarigappanavaraBasappa		61	9	Machinery	SoilMoistureConservation	TCB	Ha	0.05741	0.8000	14.608	75.544	0.0459
							WasteWair	No	0.0500	1				0.0500
							Forestry	Ha	0.1525	0.5000				0.0763
							Horticulture	Ha	0.22634	0.000				0.0000
	1859	KarigappanavaraBasappa		61	9	Machinery	SoilMoistureConservation	TCB	Ha	0.05741	0.8000	14.608	75.544	0.0459
							WasteWair	No	0.0500	1				0.0500
							Forestry	Ha	0.1525	0.5000				0.0763
							Horticulture	Ha	0.22634	0.000				0.0000
	1860	HurakadliHucchappa		64	1a	Machinery	SoilMoistureConservation	TCB	Ha	0.05741	0.5100	14.608	75.544	0.0293
							WasteWair	No	0.0500	1				0.0500
							Forestry	Ha	0.1525	0.3000				0.0458
							Horticulture	Ha	0.22634	0.000				0.0000

VillageName	Farmer Code	FarmerName	Aadhar CardNo	Survey Number	RateType(Manually/Machinery)	ActivityType(SoilMoistureConservationActivity/WaterHarvestingActivity)	ActivityName	Unit	Unit Cost(InLacs)	Proposed Quantity	Latitude(Deg-Min-Sec)	Longitude(Deg-Min-Sec)	TotalCost(InLacs)	Site Photo
	1861	HurakadiUmeshappa		64	1a	Machinery	SoilMoistureConservation	TCB	Ha	0.05741	0.5200	14.608	75.544	0.0299
							WasteWair	No	0.0500	1				0.0500
							Forestry	Ha	0.1525	0.5000				0.0763
							Horticulture	Ha	0.22634	0.000				0.0000
	1862	AngadiKumar		64	2a	Machinery	SoilMoistureConservation	TCB	Ha	0.05741	0.9800	14.608	75.544	0.0563
							WasteWair	No	0.0500	1				0.0500
							Forestry	Ha	0.1525	0.5000				0.0763
							Horticulture	Ha	0.22634	0.000				0.0000
	1863	AngadiShambulingappa		64	2	Machinery	SoilMoistureConservation	TCB	Ha	0.05741	0.9700	14.608	75.544	0.0557
							WasteWair	No	0.0500	0				0.0000
							Forestry	Ha	0.1525	0.0000				0.0000
							Horticulture	Ha	0.22634	0.000				0.0000
	1864	KarinagappanavaraMaheshappa		64	3	Machinery	SoilMoistureConservation	TCB	Ha	0.05741	1.0200	14.608	75.544	0.0586
							WasteWair	No	0.0500	1				0.0500
							Forestry	Ha	0.1525	0.3000				0.0458
							Horticulture	Ha	0.22634	0.000				0.0000
	1865	ShankrikoppaKumar		65	1a	Machinery	SoilMoistureConservation	TCB	Ha	0.05741	1.6000	14.608	75.544	0.0919
							WasteWair	No	0.0500	1				0.0500
							Forestry	Ha	0.1525	0.3000				0.0458
							Horticulture	Ha	0.22634	0.000				0.0000
	1866	BenakanakondaSankrappaBinHanumanthappa		65	1a	Machinery	SoilMoistureConservation	TCB	Ha	0.05741	1.9200	14.608	75.544	0.1102
							WasteWair	No	0.0500	1				0.0500
							Forestry	Ha	0.1525	0.5000				0.0763
							Horticulture	Ha	0.22634	0.000				0.0000
	1867	AnandaChanabasappaMasanagi		65	2	Machinery	SoilMoistureConservation	TCB	Ha	0.05741	0.4800	14.608	75.544	0.0276
							WasteWair	No	0.0500	1				0.0500
							Forestry	Ha	0.1525	0.3000				0.0458
							Horticulture	Ha	0.22634	0.000				0.0000
	1868	KarabasappaChanbasappaMasanagi		65	2	Machinery	SoilMoistureConservation	TCB	Ha	0.05741	0.4800	14.608	75.544	0.0276
							WasteWair	No	0.0500	1				0.0500
							Forestry	Ha	0.1525	0.1000				0.0153
							Horticulture	Ha	0.22634	0.000				0.0000
	1869	KuruvattheppaChanbasappaMasanagi		65	2	Machinery	SoilMoistureConservation	TCB	Ha	0.05741	0.4800	14.608	75.544	0.0276
							WasteWair	No	0.0500	1				0.0500
							Forestry	Ha	0.1525	0.5000				0.0763
							Horticulture	Ha	0.22634	0.000				0.0000
	1870	MaliyappaChanbasappaMasanagi		65	2	Machinery	SoilMoistureConservation	TCB	Ha	0.05741	0.4800	14.608	75.544	0.0276
							WasteWair	No	0.0500	1				0.0500
							Forestry	Ha	0.1525	0.5000				0.0763
							Horticulture	Ha	0.22634	0.000				0.0000
	1871	HottigoudraGadigeppa		66	1a	Machinery	SoilMoistureConservation	TCB	Ha	0.05741	1.7900	14.608	75.544	0.1028
							WasteWair	No	0.0500	1				0.0500
							Forestry	Ha	0.1525	0.5000				0.0763
							Horticulture	Ha	0.22634	0.000				0.0000
	1872	HottigoudaRamanagoudaBinEshwarappa		66	1a	Machinery	SoilMoistureConservation	TCB	Ha	0.05741	0.8000	14.608	75.544	0.0459
							WasteWair	No	0.0500	1				0.0500
							Forestry	Ha	0.1525	0.3000				0.0458
							Horticulture	Ha	0.22634	0.000				0.0000

VillageName	Farmer Code	FarmerName	Aadhar CardNo	Survey Number	RateType(Manual y/Machinery)	ActivityType(SoilMoistureConservationActivity/WaterHarvestingActivity)	ActivityName	Unit	Unit Cost(InLacs)	Proposed Quantity	Latitude(Deg-Min-Sec)	Longitude(Deg-Min-Sec)	TotalCost(InLacs)	Site Photo
	1873	HottigoudaNagappa		66	1a	Machinery	SoilMoistureConservation	TCB	Ha	0.05741	3.6900	14.608	75.544	0.2118
							WasteWair	No	0.0500	1				0.0500
							Forestry	Ha	0.1525	0.3000				0.0458
							Horticulture	Ha	0.22634	0.000				0.0000
	1874	NaganagoudaRamanagoudaHottigouda		66	2	Machinery	SoilMoistureConservation	TCB	Ha	0.05741	1.3400	14.608	75.544	0.0769
							WasteWair	No	0.0500	1				0.0500
							Forestry	Ha	0.1525	0.3000				0.0458
							Horticulture	Ha	0.22634	0.000				0.0000
	1875	HottigoudaManjanagoudaBinEshwarappa		66	3	Machinery	SoilMoistureConservation	TCB	Ha	0.05741	0.9900	14.608	75.544	0.0568
							WasteWair	No	0.0500	1				0.0500
							Forestry	Ha	0.1525	0.5000				0.0763
							Horticulture	Ha	0.22634	0.000				0.0000
	1876	ChannagoudaChannagouda		67	1	Machinery	SoilMoistureConservation	TCB	Ha	0.05741	3.1300	14.608	75.544	0.1797
							WasteWair	No	0.0500	1				0.0500
							Forestry	Ha	0.1525	0.3000				0.0458
							Horticulture	Ha	0.22634	0.000				0.0000
	1877	HottigoudraBasanagouda		67	2	Machinery	SoilMoistureConservation	TCB	Ha	0.05741	3.1200	14.608	75.544	0.1791
							WasteWair	No	0.0500	1				0.0500
							Forestry	Ha	0.1525	0.5000				0.0763
							Horticulture	Ha	0.22634	0.000				0.0000
	1878	DesayiManjappa		68	1a+1b	Machinery	SoilMoistureConservation	TCB	Ha	0.05741	0.6900	14.608	75.544	0.0396
							WasteWair	No	0.0500	1				0.0500
							Forestry	Ha	0.1525	0.3000				0.0458
							Horticulture	Ha	0.22634	0.000				0.0000
	1879	HakkerBasavanthappaTayiHiriyakka		68	1a+1b	Machinery	SoilMoistureConservation	TCB	Ha	0.05741	1.1800	14.608	75.544	0.0677
							WasteWair	No	0.0500	1				0.0500
							Forestry	Ha	0.1525	0.3000				0.0458
							Horticulture	Ha	0.22634	0.000				0.0000
	1880	DesayiManjappa		68	3	Machinery	SoilMoistureConservation	TCB	Ha	0.05741	0.6900	14.608	75.544	0.0396
							WasteWair	No	0.0500	1				0.0500
							Forestry	Ha	0.1525	0.3000				0.0458
							Horticulture	Ha	0.22634	0.000				0.0000
	1881	AS Umesha		68	4	Machinery	SoilMoistureConservation	TCB	Ha	0.05741	0.4000	14.608	75.544	0.0230
							WasteWair	No	0.0500	1				0.0500
							Forestry	Ha	0.1525	0.5000				0.0763
							Horticulture	Ha	0.22634	0.000				0.0000
	1882	HakkerBasavanthappaTayiHiriyakka		68	5	Machinery	SoilMoistureConservation	TCB	Ha	0.05741	0.0200	14.608	75.544	0.0011
							WasteWair	No	0.0500	1				0.0500
							Forestry	Ha	0.1525	0.5000				0.0763
							Horticulture	Ha	0.22634	0.000				0.0000
	1883	A S Ravi		68	6	Machinery	SoilMoistureConservation	TCB	Ha	0.05741	0.4000	14.608	75.544	0.0230
							WasteWair	No	0.0500	1				0.0500
							Forestry	Ha	0.1525	0.3000				0.0458
							Horticulture	Ha	0.22634	0.000				0.0000
	1884	AGPrakasha		68	7	Machinery	SoilMoistureConservation	TCB	Ha	0.05741	0.4000	14.608	75.544	0.0230
							WasteWair	No	0.0500	0				0.0000
							Forestry	Ha	0.1525	0.0000				0.0000
							Horticulture	Ha	0.22634	0.000				0.0000
	1885	KaregoudaPrakasha		69	1+2	Machinery	SoilMoistureConservation	TCB	Ha	0.05741	0.4000	14.608	75.544	0.0230
							WasteWair	No	0.0500	1				0.0500

VillageName	Farmer Code	FarmerName	Aadhar CardNo	Survey Number	RateType(Manual y/Machinery)	ActivityType(SoilMoistureConservationActivity/WaterHarvestingActivity)	ActivityName	Unit	Unit Cost(InLacs)	Proposed Quantity	Latitude(Deg-Min-Sec)	Longitude(Deg-Min-Sec)	TotalCost(InLacs)	Site Photo
							Forestry	Ha	0.1525	0.5000			0.0763	
							Horticulture	Ha	0.22634	0.000			0.0000	
	1886	PujaraHanumanthappa		69	3	Machinery	SoilMoistureConservation	TCB	Ha	0.05741	0.8400	14.608	75.544	0.0482
							WasteWair	No	0.0500	1				0.0500
							Forestry	Ha	0.1525	0.5000				0.0763
							Horticulture	Ha	0.22634	0.000				0.0000
	1887	MuddeManavaraUrphBanakaraShidlingappa		69	4	Machinery	SoilMoistureConservation	TCB	Ha	0.05741	1.7400	14.608	75.544	0.0999
							WasteWair	No	0.0500	0				0.0000
							Forestry	Ha	0.1525	0.0000				0.0000
							Horticulture	Ha	0.22634	0.000				0.0000
	1888	KaregoudaLinganagouda		69	5	Machinery	SoilMoistureConservation	TCB	Ha	0.05741	0.4000	14.608	75.544	0.0230
							WasteWair	No	0.0500	1				0.0500
							Forestry	Ha	0.1525	0.5000				0.0763
							Horticulture	Ha	0.22634	0.000				0.0000
	1889	NirulliUrphBanakaraChandshekarappa		70	1	Machinery	SoilMoistureConservation	TCB	Ha	0.05741	0.8000	14.608	75.544	0.0459
							WasteWair	No	0.0500	1				0.0500
							Forestry	Ha	0.1525	0.3000				0.0458
							Horticulture	Ha	0.22634	0.000				0.0000
	1890	EleholiShekappaBinGuddappa		70	2	Machinery	SoilMoistureConservation	TCB	Ha	0.05741	0.8000	14.608	75.544	0.0459
							WasteWair	No	0.0500	1				0.0500
							Forestry	Ha	0.1525	0.1000				0.0153
							Horticulture	Ha	0.22634	0.000				0.0000
	1891	AjamaiSomalingappa		70	2	Machinery	SoilMoistureConservation	TCB	Ha	0.05741	1.1600	14.608	75.544	0.0666
							WasteWair	No	0.0500	1				0.0500
							Forestry	Ha	0.1525	0.3000				0.0458
							Horticulture	Ha	0.22634	0.000				0.0000
	1892	BidarakattiKaravasappa		70	3	Machinery	SoilMoistureConservation	TCB	Ha	0.05741	0.7700	14.608	75.544	0.0442
							WasteWair	No	0.0500	1				0.0500
							Forestry	Ha	0.1525	0.5000				0.0763
							Horticulture	Ha	0.22634	0.000				0.0000
	1893	KarigoudaShekanagouda		70	4	Machinery	SoilMoistureConservation	TCB	Ha	0.05741	0.4000	14.608	75.544	0.0230
							WasteWair	No	0.0500	1				0.0500
							Forestry	Ha	0.1525	0.1000				0.0153
							Horticulture	Ha	0.22634	0.000				0.0000
	1894	EleholiRajashekarBinChannabasappa		80	2	Machinery	SoilMoistureConservation	TCB	Ha	0.05741	0.9000	14.608	75.544	0.0517
							WasteWair	No	0.0500	1				0.0500
							Forestry	Ha	0.1525	0.3000				0.0458
							Horticulture	Ha	0.22634	0.000				0.0000
	1895	SunitavvaKomDyamanagoudaPatil		80	2	Machinery	SoilMoistureConservation	TCB	Ha	0.05741	0.9000	14.608	75.544	0.0517
							WasteWair	No	0.0500	1				0.0500
							Forestry	Ha	0.1525	0.3000				0.0458
							Horticulture	Ha	0.22634	0.000				0.0000
	1896	YaleholiRajashekar		80	1	Machinery	SoilMoistureConservation	TCB	Ha	0.05741	1.6800	14.608	75.544	0.0964
							WasteWair	No	0.0500	1				0.0500
							Forestry	Ha	0.1525	0.3000				0.0458
							Horticulture	Ha	0.22634	0.000				0.0000
	1897	AngadiBasavvaKomSiddappa		80	3	Machinery	SoilMoistureConservation	TCB	Ha	0.05741	0.7600	14.608	75.544	0.0436
							WasteWair	No	0.0500	1				0.0500
							Forestry	Ha	0.1525	0.1000				0.0153

VillageName	Farmer Code	FarmerName	Aadhar CardNo	Survey Number	RateType(Manual y/Machinery)	ActivityType(SoilMoistureConservationActivity/WaterHarvestingActivity)	ActivityName	Unit	Unit Cost(InLacs)	Proposed Quantity	Latitude(Deg-Min-Sec)	Longitude(Deg-Min-Sec)	TotalCost(InLacs)	Site Photo
	1898	AngadiChandrappa		80	3e9	Machinery	SoilMoistureConservation	Horticulture	Ha	0.22634	0.000		0.0000	
								TCB	Ha	0.05741	0.8500	14.608	75.544	0.0488
								WasteWair	No	0.0500	1			0.0500
								Forestry	Ha	0.1525	0.1000			0.0153
								Horticulture	Ha	0.22634	0.000			0.0000
	1899	AnagadiMalkappa		80	3e9	Machinery	SoilMoistureConservation	TCB	Ha	0.05741	0.8500	14.608	75.544	0.0488
								WasteWair	No	0.0500	1			0.0500
								Forestry	Ha	0.1525	0.1000			0.0153
								Horticulture	Ha	0.22634	0.000			0.0000
	1900	AngadiMalakappa		80	3e9	Machinery	SoilMoistureConservation	TCB	Ha	0.05741	0.1400	14.608	75.544	0.0080
								WasteWair	No	0.0500	1			0.0500
								Forestry	Ha	0.1525	0.5000			0.0763
								Horticulture	Ha	0.22634	0.000			0.0000
	1901	AngadiGangappa		80	3e9	Machinery	SoilMoistureConservation	TCB	Ha	0.05741	0.4300	14.608	75.544	0.0247
								WasteWair	No	0.0500	1			0.0500
								Forestry	Ha	0.1525	0.5000			0.0763
								Horticulture	Ha	0.22634	0.000			0.0000
	1902	HanumanthappaTandeChannabasappaPujar		80	4	Machinery	SoilMoistureConservation	TCB	Ha	0.05741	0.4000	14.608	75.544	0.0230
								WasteWair	No	0.0500	1			0.0500
								Forestry	Ha	0.1525	0.3000			0.0458
								Horticulture	Ha	0.22634	0.000			0.0000
	1903	HorakeriShivappa		81	1e9	Machinery	SoilMoistureConservation	TCB	Ha	0.05741	1.5800	14.608	75.544	0.0907
								WasteWair	No	0.0500	1			0.0500
								Forestry	Ha	0.1525	0.3000			0.0458
								Horticulture	Ha	0.22634	0.000			0.0000
	1904	MuddappanavaraShobhaBomBasavaraja		81	1e9	Machinery	SoilMoistureConservation	TCB	Ha	0.05741	0.7700	14.608	75.544	0.0442
								WasteWair	No	0.0500	1			0.0500
								Forestry	Ha	0.1525	0.1000			0.0153
								Horticulture	Ha	0.22634	0.000			0.0000
	1905	ChoudappanavaraAshokaBinUjjappaSadaraTayiShantavva		81	2	Machinery	SoilMoistureConservation	TCB	Ha	0.05741	1.8000	14.608	75.544	0.1033
								WasteWair	No	0.0500	1			0.0500
								Forestry	Ha	0.1525	0.5000			0.0763
								Horticulture	Ha	0.22634	0.000			0.0000
	1906	MuddemmanavaraGurushanthappa		81	3	Machinery	SoilMoistureConservation	TCB	Ha	0.05741	1.3600	14.608	75.544	0.0781
								WasteWair	No	0.0500	1			0.0500
								Forestry	Ha	0.1525	0.5000			0.0763
								Horticulture	Ha	0.22634	0.000			0.0000
	1907	MuddemmanavaraChanbasappaBinJetteppa		81	4	Machinery	SoilMoistureConservation	TCB	Ha	0.05741	0.8200	14.608	75.544	0.0471
								WasteWair	No	0.0500	1			0.0500
								Forestry	Ha	0.1525	0.5000			0.0763
								Horticulture	Ha	0.22634	0.000			0.0000
	1908	KadaramandalagiChanbasappa		82	1e9	Machinery	SoilMoistureConservation	TCB	Ha	0.05741	1.5400	14.608	75.544	0.0884
								WasteWair	No	0.0500	1			0.0500
								Forestry	Ha	0.1525	0.5000			0.0763
								Horticulture	Ha	0.22634	0.000			0.0000
	1909	NirulliUrphMuddappanavaChanbasappaBinJatteppa		82	2e9	Machinery	SoilMoistureConservation	TCB	Ha	0.05741	0.7100	14.608	75.544	0.0408
								WasteWair	No	0.0500	1			0.0500
								Forestry	Ha	0.1525	0.5000			0.0763
								Horticulture	Ha	0.22634	0.000			0.0000

VillageName	Farmer Code	FarmerName	Aadhar CardNo	Survey Number	RateType(Manually/Machinery)	ActivityType(SoilMoistureConservationActivity/WaterHarvestingActivity)	ActivityName	Unit	Unit Cost(InLacs)	Proposed Quantity	Latitude(Deg-Min-Sec)	Longitude(Deg-Min-Sec)	TotalCost(InLacs)	Site Photo
	1910	RaviBhimaravKulkarni		82	423	Machinery	SoilMoistureConservation	TCB	Ha	0.05741	0.4000	14.608	75.544	0.0230
							WasteWair	No	0.0500	1				0.0500
							Forestry	Ha	0.1525	0.2000				0.0305
							Horticulture	Ha	0.22634	0.000				0.0000
	1911	RaviTandeBhimaravaKulkarni		82	423	Machinery	SoilMoistureConservation	TCB	Ha	0.05741	0.4800	14.608	75.544	0.0276
							WasteWair	No	0.0500	1				0.0500
							Forestry	Ha	0.1525	0.5000				0.0763
							Horticulture	Ha	0.22634	0.000				0.0000
	1912	MuddpanavaraThirakappa		82	123	Machinery	SoilMoistureConservation	TCB	Ha	0.05741	1.5900	14.608	75.544	0.0913
							WasteWair	No	0.0500	1				0.0500
							Forestry	Ha	0.1525	0.3000				0.0458
							Horticulture	Ha	0.22634	0.000				0.0000
	1913	ShivappaMuddihala		82	223	Machinery	SoilMoistureConservation	TCB	Ha	0.05741	0.7300	14.608	75.544	0.0419
							WasteWair	No	0.0500	1				0.0500
							Forestry	Ha	0.1525	0.3000				0.0458
							Horticulture	Ha	0.22634	0.000				0.0000
	1914	MuddappanavaraBasavarajaBinSharanappa		82	3	Machinery	SoilMoistureConservation	TCB	Ha	0.05741	1.5000	14.608	75.544	0.0861
							WasteWair	No	0.0500	1				0.0500
							Forestry	Ha	0.1525	0.1000				0.0153
							Horticulture	Ha	0.22634	0.000				0.0000
	1915	AjjappaBirappaKurubara		82	423	Machinery	SoilMoistureConservation	TCB	Ha	0.05741	0.4000	14.608	75.544	0.0230
							WasteWair	No	0.0500	1				0.0500
							Forestry	Ha	0.1525	0.5000				0.0763
							Horticulture	Ha	0.22634	0.000				0.0000
	1916	MuddeManavaraSuresha		82	423	Machinery	SoilMoistureConservation	TCB	Ha	0.05741	0.4000	14.608	75.544	0.0230
							WasteWair	No	0.0500	1				0.0500
							Forestry	Ha	0.1525	0.5000				0.0763
							Horticulture	Ha	0.22634	0.000				0.0000
	1917	MuddeManavaraGurushanthappa		82	423	Machinery	SoilMoistureConservation	TCB	Ha	0.05741	0.4000	14.608	75.544	0.0230
							WasteWair	No	0.0500	1				0.0500
							Forestry	Ha	0.1525	0.4000				0.0610
							Horticulture	Ha	0.22634	0.000				0.0000
	1918	RaviBhimaravKulkarani		82	5	Machinery	SoilMoistureConservation	TCB	Ha	0.05741	0.8000	14.608	75.544	0.0459
							WasteWair	No	0.0500	1				0.0500
							Forestry	Ha	0.1525	0.4000				0.0610
							Horticulture	Ha	0.22634	0.000				0.0000
	1919	MuddappanavaraNagammaUrphrathanmma		83	323	Machinery	SoilMoistureConservation	TCB	Ha	0.05741	1.1000	14.608	75.544	0.0632
							WasteWair	No	0.0500	1				0.0500
							Forestry	Ha	0.1525	0.5000				0.0763
							Horticulture	Ha	0.22634	0.000				0.0000
	1920	BarkiParasappa		83	1	Machinery	SoilMoistureConservation	TCB	Ha	0.05741	0.4200	14.608	75.544	0.0241
							WasteWair	No	0.0500	1				0.0500
							Forestry	Ha	0.1525	0.5000				0.0763
							Horticulture	Ha	0.22634	0.000				0.0000
	1921	MuddappanavaraGurushanthappa		83	1	Machinery	SoilMoistureConservation	TCB	Ha	0.05741	0.2800	14.608	75.544	0.0161
							WasteWair	No	0.0500	1				0.0500
							Forestry	Ha	0.1525	0.5000				0.0763
							Horticulture	Ha	0.22634	0.000				0.0000



VillageName	Farmer Code	FarmerName	Aadhar CardNo	Survey Number	RateType(Manual/Machinery)	ActivityType(SoilMoistureConservationActivity/WaterHarvestingActivity)	ActivityName	Unit	Unit Cost(InLacs)	Proposed Quantity	Latitude(Deg-Min-Sec)	Longitude(Deg-Min-Sec)	TotalCost(InLacs)	Site Photo
	1922	MuddappanavaraParameshappaBinBasavanneppa		83 1	Machinery	SoilMoistureConservation	TCB	Ha	0.05741	0.8400	14.608	75.544	0.0482	
							WasteWair	No	0.0500	0			0.0000	
							Forestry	Ha	0.1525	0.0000			0.0000	
							Horticulture	Ha	0.22634	0.000			0.0000	
	1923	MuddappanavaraParathamma		83 1	Machinery	SoilMoistureConservation	TCB	Ha	0.05741	0.8400	14.608	75.544	0.0482	
							WasteWair	No	0.0500	1			0.0500	
							Forestry	Ha	0.1525	0.5000			0.0763	
							Horticulture	Ha	0.22634	0.000			0.0000	
	1924	MuddappanavaraRathnavva		83 1	Machinery	SoilMoistureConservation	TCB	Ha	0.05741	0.1400	14.608	75.544	0.0080	
							WasteWair	No	0.0500	1			0.0500	
							Forestry	Ha	0.1525	0.5000			0.0763	
							Horticulture	Ha	0.22634	0.000			0.0000	
	1925	ByadagiParvathavva		83 2	Machinery	SoilMoistureConservation	TCB	Ha	0.05741	0.9700	14.608	75.544	0.0557	
							WasteWair	No	0.0500	1			0.0500	
							Forestry	Ha	0.1525	0.5000			0.0763	
							Horticulture	Ha	0.22634	0.000			0.0000	
	1926	RudrappaTandeHanumanthappaHullatti		83 3a	Machinery	SoilMoistureConservation	TCB	Ha	0.05741	0.4500	14.608	75.544	0.0258	
							WasteWair	No	0.0500	1			0.0500	
							Forestry	Ha	0.1525	0.5000			0.0763	
							Horticulture	Ha	0.22634	0.000			0.0000	
	1927	MuddammanavaraSiddalingappa		83 4+5	Machinery	SoilMoistureConservation	TCB	Ha	0.05741	1.6600	14.608	75.544	0.0953	
							WasteWair	No	0.0500	1			0.0500	
							Forestry	Ha	0.1525	0.5000			0.0763	
							Horticulture	Ha	0.22634	0.000			0.0000	
	1928	HosamiKarbasappa		83 6	Machinery	SoilMoistureConservation	TCB	Ha	0.05741	0.4500	14.608	75.544	0.0258	
							WasteWair	No	0.0500	1			0.0500	
							Forestry	Ha	0.1525	0.5000			0.0763	
							Horticulture	Ha	0.22634	0.000			0.0000	
	1929	ByadagiShivashankarappaBinSomashakara		83 7	Machinery	SoilMoistureConservation	TCB	Ha	0.05741	0.8700	14.608	75.544	0.0499	
							WasteWair	No	0.0500	1			0.0500	
							Forestry	Ha	0.1525	0.5000			0.0763	
							Horticulture	Ha	0.22634	0.000			0.0000	
	1930	MuddemmanavaraBasanagouda		83 8	Machinery	SoilMoistureConservation	TCB	Ha	0.05741	1.6000	14.608	75.544	0.0919	
							WasteWair	No	0.0500	1			0.0500	
							Forestry	Ha	0.1525	0.1000			0.0153	
							Horticulture	Ha	0.22634	0.000			0.0000	
	1931	MasanagiNagappa		84 2g	Machinery	SoilMoistureConservation	TCB	Ha	0.05741	0.8300	14.608	75.544	0.0477	
							WasteWair	No	0.0500	1			0.0500	
							Forestry	Ha	0.1525	0.4000			0.0610	
							Horticulture	Ha	0.22634	0.000			0.0000	
	1932	MasanagiNagappa		84 2a	Machinery	SoilMoistureConservation	TCB	Ha	0.05741	0.4400	14.608	75.544	0.0253	
							WasteWair	No	0.0500	1			0.0500	
							Forestry	Ha	0.1525	0.4000			0.0610	
							Horticulture	Ha	0.22634	0.000			0.0000	
	1933	ShivanandaTandeSiddappaMuddemmanavara		84 1	Machinery	SoilMoistureConservation	TCB	Ha	0.05741	3.2900	14.608	75.544	0.1889	
							WasteWair	No	0.0500	1			0.0500	
							Forestry	Ha	0.1525	0.4000			0.0610	
							Horticulture	Ha	0.22634	0.000			0.0000	
	1934	MasanagiNagappa		84 2e	Machinery	SoilMoistureConservation	TCB	Ha	0.05741	2.0600	14.608	75.544	0.1183	

VillageName	Farmer Code	FarmerName	Aadhar CardNo	Survey Number	RateType(Manual y/Machinery)	ActivityType(SoilMoistureConservationActivity/WaterHarvestingActivity)	ActivityName	Unit	Unit Cost(InLacs)	Proposed Quantity	Latitude(Deg-Min-Sec)	Longitude(Deg-Min-Sec)	TotalCost(InLacs)	Site Photo
							WasteWair	No	0.0500	1			0.0500	
							Forestry	Ha	0.1525	0.5000			0.0763	
							Horticulture	Ha	0.22634	0.000			0.0000	
	1935	BanakarGirijadeviKomSangappa		85	2	Machinery	SoilMoistureConservation	TCB	Ha	0.05741	1.6400	14.608	75.544	0.0942
							WasteWair	No	0.0500	1			0.0500	
							Forestry	Ha	0.1525	0.5000			0.0763	
							Horticulture	Ha	0.22634	0.000			0.0000	
	1936	MuddappanavaraSankappa		85	1+2	Machinery	SoilMoistureConservation	TCB	Ha	0.05741	2.5300	14.608	75.544	0.1452
							WasteWair	No	0.0500	1			0.0500	
							Forestry	Ha	0.1525	0.5000			0.0763	
							Horticulture	Ha	0.22634	0.000			0.0000	
	1937	MuddappanavaraBasavarajaBinSaranappa		85	1+2	Machinery	SoilMoistureConservation	TCB	Ha	0.05741	2.3800	14.608	75.544	0.1366
							WasteWair	No	0.0500	1			0.0500	
							Forestry	Ha	0.1525	0.4000			0.0610	
							Horticulture	Ha	0.22634	0.000			0.0000	
	1938	SanmaniParasuramappa		86	1+2	Machinery	SoilMoistureConservation	TCB	Ha	0.05741	0.2900	14.608	75.544	0.0166
							WasteWair	No	0.0500	1			0.0500	
							Forestry	Ha	0.1525	0.3000			0.0458	
							Horticulture	Ha	0.22634	0.000			0.0000	
	1939	SanmaniChandrappa		86	1+2	Machinery	SoilMoistureConservation	TCB	Ha	0.05741	0.3500	14.608	75.544	0.0201
							WasteWair	No	0.0500	1			0.0500	
							Forestry	Ha	0.1525	0.3000			0.0458	
							Horticulture	Ha	0.22634	0.000			0.0000	
	1940	SanmaniDanappa		86	1+2	Machinery	SoilMoistureConservation	TCB	Ha	0.05741	0.3500	14.608	75.544	0.0201
							WasteWair	No	0.0500	1			0.0500	
							Forestry	Ha	0.1525	0.3000			0.0458	
							Horticulture	Ha	0.22634	0.000			0.0000	
	1941	VijayaKumarTandeChanbasappaEli		86	1+2	Machinery	SoilMoistureConservation	TCB	Ha	0.05741	0.4700	14.608	75.544	0.0270
							WasteWair	No	0.0500	1			0.0500	
							Forestry	Ha	0.1525	0.3000			0.0458	
							Horticulture	Ha	0.22634	0.000			0.0000	
	1942	SanmaniHanumanthappa		86	1+2	Machinery	SoilMoistureConservation	TCB	Ha	0.05741	0.4700	14.608	75.544	0.0270
							WasteWair	No	0.0500	1			0.0500	
							Forestry	Ha	0.1525	0.3000			0.0458	
							Horticulture	Ha	0.22634	0.000			0.0000	
	1943	SanmanniAnandBinBasavaneppa		86	1+2	Machinery	SoilMoistureConservation	TCB	Ha	0.05741	1.0400	14.608	75.544	0.0597
							WasteWair	No	0.0500	1			0.0500	
							Forestry	Ha	0.1525	0.3000			0.0458	
							Horticulture	Ha	0.22634	0.000			0.0000	
	1944	ChanngoudaShivanagoudaBinBasanagouda		86	3	Machinery	SoilMoistureConservation	TCB	Ha	0.05741	1.9200	14.608	75.544	0.1102
							WasteWair	No	0.0500	1			0.0500	
							Forestry	Ha	0.1525	0.5000			0.0763	
							Horticulture	Ha	0.22634	0.000			0.0000	
	1945	MuddappanavaraThirkappa		86	3	Machinery	SoilMoistureConservation	TCB	Ha	0.05741	2.0000	14.608	75.544	0.1148
							WasteWair	No	0.0500	1			0.0500	
							Forestry	Ha	0.1525	0.5000			0.0763	
							Horticulture	Ha	0.22634	0.000			0.0000	
	1946	VijayaKumarTandeChanbasappaEli		86	4	Machinery	SoilMoistureConservation	TCB	Ha	0.05741	0.4800	14.608	75.544	0.0276
							WasteWair	No	0.0500	1			0.0500	

VillageName	Farmer Code	FarmerName	Aadhar CardNo	SurveyNumber	RateType(Manually/Machinery)	ActivityType(SoilMoistureConservationActivity/WaterHarvestingActivity)	ActivityName	Unit	Unit Cost(InLakhs.)	ProposedQuantity	Latitude(Deg-Min-Sec)	Longitude(Deg-Min-Sec)	TotalCost(InLacs)	SitePhoto
							Forestry	Ha	0.1525	0.5000			0.0763	
							Horticulture	Ha	0.22634	0.000			0.0000	
	1947	SanmaniBasavaraja		86 5	Machinery	SoilMoistureConservation	TCB	Ha	0.05741	0.4800	14.608	75.544	0.0276	
							WasteWair	No	0.0500	1			0.0500	
							Forestry	Ha	0.1525	0.4000			0.0610	
							Horticulture	Ha	0.22634	0.000			0.0000	
	1948	HottigoudraParamma		87 1a	Machinery	SoilMoistureConservation	TCB	Ha	0.05741	0.8000	14.608	75.544	0.0459	
							WasteWair	No	0.0500	1			0.0500	
							Forestry	Ha	0.1525	0.5000			0.0763	
							Horticulture	Ha	0.22634	0.000			0.0000	
	1949	SushilammaHirematha		87 1a	Machinery	SoilMoistureConservation	TCB	Ha	0.05741	0.4000	14.608	75.544	0.0230	
							WasteWair	No	0.0500	1			0.0500	
							Forestry	Ha	0.1525	0.5000			0.0763	
							Horticulture	Ha	0.22634	0.000			0.0000	
	1950	HorakeriChanbasappaBinBasavanneppa		87 1a	Machinery	SoilMoistureConservation	TCB	Ha	0.05741	0.6300	14.608	75.544	0.0362	
							WasteWair	No	0.0500	1			0.0500	
							Forestry	Ha	0.1525	0.3000			0.0458	
							Horticulture	Ha	0.22634	0.000			0.0000	
	1951	ShanmukappaTandeParameshwarappaHottigouda		87 1a	Machinery	SoilMoistureConservation	TCB	Ha	0.05741	0.7900	14.608	75.544	0.0454	
							WasteWair	No	0.0500	1			0.0500	
							Forestry	Ha	0.1525	0.1000			0.0153	
							Horticulture	Ha	0.22634	0.000			0.0000	
	1952	HottigoudraChandragouda		87 1a	Machinery	SoilMoistureConservation	TCB	Ha	0.05741	0.7900	14.608	75.544	0.0454	
							WasteWair	No	0.0500	1			0.0500	
							Forestry	Ha	0.1525	0.3000			0.0458	
							Horticulture	Ha	0.22634	0.000			0.0000	
	1953	HottigoudraChandragouda		87 1a	Machinery	SoilMoistureConservation	TCB	Ha	0.05741	0.7900	14.608	75.544	0.0454	
							WasteWair	No	0.0500	1			0.0500	
							Forestry	Ha	0.1525	0.3000			0.0458	
							Horticulture	Ha	0.22634	0.000			0.0000	
	1954	Hottigoudralravva		87 1a	Machinery	SoilMoistureConservation	TCB	Ha	0.05741	0.8000	14.608	75.544	0.0459	
							WasteWair	No	0.0500	1			0.0500	
							Forestry	Ha	0.1525	0.3000			0.0458	
							Horticulture	Ha	0.22634	0.000			0.0000	
	1955	SathiUrphHottigoudaraBharmagouda		87 2	Machinery	SoilMoistureConservation	TCB	Ha	0.05741	2.8900	14.608	75.544	0.1659	
							WasteWair	No	0.0500	1			0.0500	
							Forestry	Ha	0.1525	0.3000			0.0458	
							Horticulture	Ha	0.22634	0.000			0.0000	

	1956	SathiUrphHottigoudaraBharamagouda	87	2	Machinery	SoilMoistureConservation	TCB	Ha	0.05741	2.8900	14.608	75.544	0.1659
							WasteWair	No	0.0500	1			0.0500
							Forestry	Ha	0.1525	0.5000			0.0763
							Horticulture	Ha	0.22634	0.000			0.0000
	1957	MallappaAnveri	87	3	Machinery	SoilMoistureConservation	TCB	Ha	0.05741	0.4800	14.608	75.544	0.0276
							WasteWair	No	0.0500	0			0.0000
							Forestry	Ha	0.1525	0.0000			0.0000
							Horticulture	Ha	0.22634	0.000			0.0000
	1958	NaganagoudaKunchura	87	4	Machinery	SoilMoistureConservation	TCB	Ha	0.05741	0.4000	14.608	75.544	0.0230
							WasteWair	No	0.0500	1			0.0500
							Forestry	Ha	0.1525	0.3000			0.0458
							Horticulture	Ha	0.22634	0.000			0.0000
	1959	HorakeriSiddappaBinBasavanneppa	87	5	Machinery	SoilMoistureConservation	TCB	Ha	0.05741	0.6200	14.608	75.544	0.0356
							WasteWair	No	0.0500	1			0.0500
							Forestry	Ha	0.1525	0.3000			0.0458
							Horticulture	Ha	0.22634	0.000			0.0000
	1960	HalivanadaBirappaBinManjappa	88	1	Machinery	SoilMoistureConservation	TCB	Ha	0.05741	0.3800	14.608	75.544	0.0218
							WasteWair	No	0.0500	1			0.0500

VillageName	Farmer Code	FarmerName	Aadhar CardNo	Survey Number	RateType(Manualy/Machinery)	ActivityType(SoilMoistureConservationActivity/WaterHarvestingActivity)	ActivityName	Unit	Unit Cost(InLacs)	Proposed Quantity	Latitude(Deg-Min-Sec)	Longitude(Deg-Min-Sec)	TotalCost(InLacs)	Site Photo
							Forestry	Ha	0.1525	0.3000			0.0458	
							Horticulture	Ha	0.22634	0.000			0.0000	
	1961	PatilUmaKomSannagouda		88 10	Machinery	SoilMoistureConservation	TCB	Ha	0.05741	0.3800	14.608	75.544	0.0218	
							WasteWair	No	0.0500	1			0.0500	
							Forestry	Ha	0.1525	0.5000			0.0763	
							Horticulture	Ha	0.22634	0.000			0.0000	
	1962	RathnaMasanagi		88 11	Machinery	SoilMoistureConservation	TCB	Ha	0.05741	0.4800	14.608	75.544	0.0276	
							WasteWair	No	0.0500	0			0.0000	
							Forestry	Ha	0.1525	0.0000			0.0000	
							Horticulture	Ha	0.22634	0.000			0.0000	
	1963	ShivapujiRakeshaBinHanumagoudaKomBasanagouda		88 2	Machinery	SoilMoistureConservation	TCB	Ha	0.05741	1.2400	14.608	75.544	0.0712	
							WasteWair	No	0.0500	1			0.0500	
							Forestry	Ha	0.1525	0.4000			0.0610	
							Horticulture	Ha	0.22634	0.000			0.0000	
	1964	HottigoudraShivanagouda		88 3	Machinery	SoilMoistureConservation	TCB	Ha	0.05741	1.1600	14.608	75.544	0.0666	
							WasteWair	No	0.0500	1			0.0500	
							Forestry	Ha	0.1525	0.5000			0.0763	
							Horticulture	Ha	0.22634	0.000			0.0000	
	1965	MasanagiGangamma		88 4+5	Machinery	SoilMoistureConservation	TCB	Ha	0.05741	1.6000	14.608	75.544	0.0919	
							WasteWair	No	0.0500	1			0.0500	
							Forestry	Ha	0.1525	0.3000			0.0458	
							Horticulture	Ha	0.22634	0.000			0.0000	
	1966	HullattiRamappa		88 6	Machinery	SoilMoistureConservation	TCB	Ha	0.05741	0.3400	14.608	75.544	0.0195	
							WasteWair	No	0.0500	1			0.0500	
							Forestry	Ha	0.1525	0.5000			0.0763	
							Horticulture	Ha	0.22634	0.000			0.0000	
	1967	DoddaputtappanavaraDanappa		88 7	Machinery	SoilMoistureConservation	TCB	Ha	0.05741	0.4100	14.608	75.544	0.0235	
							WasteWair	No	0.0500	1			0.0500	
							Forestry	Ha	0.1525	0.5000			0.0763	
							Horticulture	Ha	0.22634	0.000			0.0000	
	1968	HottigoudraShivanagouda		88 8	Machinery	SoilMoistureConservation	TCB	Ha	0.05741	1.2800	14.608	75.544	0.0735	
							WasteWair	No	0.0500	1			0.0500	
							Forestry	Ha	0.1525	0.5000			0.0763	
							Horticulture	Ha	0.22634	0.000			0.0000	
	1969	HullattiGadigeva		88 9	Machinery	SoilMoistureConservation	TCB	Ha	0.05741	0.3400	14.608	75.544	0.0195	
							WasteWair	No	0.0500	1			0.0500	
							Forestry	Ha	0.1525	0.3000			0.0458	
							Horticulture	Ha	0.22634	0.000			0.0000	
	1970	MuddappanavaraHanumathappa		89 1	Machinery	SoilMoistureConservation	TCB	Ha	0.05741	1.0000	14.608	75.544	0.0574	
							WasteWair	No	0.0500	1			0.0500	
							Forestry	Ha	0.1525	0.5000			0.0763	
							Horticulture	Ha	0.22634	0.000			0.0000	
	1971	MuddappanavaraHanumanthappa		89 2	Machinery	SoilMoistureConservation	TCB	Ha	0.05741	1.0000	14.608	75.544	0.0574	

VillageName	Farmer Code	FarmerName	Aadhar CardNo	Survey Number	RateType(Manual y/Machinery)	ActivityType(SoilMoistureConservationActivity/WaterHarvestingActivity)	ActivityName	Unit	Unit Cost(InLacs)	Proposed Quantity	Latitude(Deg-Min-Sec)	Longitude(Deg-Min-Sec)	TotalCost(InLacs)	Site Photo
							WasteWair	No	0.0500	0			0.0000	
							Forestry	Ha	0.1525	0.0000			0.0000	
							Horticulture	Ha	0.22634	0.000			0.0000	
	1972	KumarTandeBasavanneppaMuddappanavara		89	3	Machinery	SoilMoistureConservation	TCB	Ha	0.05741	14.608	75.544	0.0574	
							WasteWair	No	0.0500	1			0.0500	
							Forestry	Ha	0.1525	0.5000			0.0763	
							Horticulture	Ha	0.22634	0.000			0.0000	
	1973	KumarTandeBasaneppaMuddappanavar		89	3	Machinery	SoilMoistureConservation	TCB	Ha	0.05741	14.608	75.544	0.0574	
							WasteWair	No	0.0500	1			0.0500	
							Forestry	Ha	0.1525	0.3000			0.0458	
							Horticulture	Ha	0.22634	0.000			0.0000	
	1974	KumarTandeBasavanneppaMuddappanavara		89	4	Machinery	SoilMoistureConservation	TCB	Ha	0.05741	14.608	75.544	0.0574	
							WasteWair	No	0.0500	1			0.0500	
							Forestry	Ha	0.1525	0.3000			0.0458	
							Horticulture	Ha	0.22634	0.000			0.0000	
	1975	MuddappanavaraMalishanthappa		89	5	Machinery	SoilMoistureConservation	TCB	Ha	0.05741	14.608	75.544	0.1033	
							WasteWair	No	0.0500	1			0.0500	
							Forestry	Ha	0.1525	0.3000			0.0458	
							Horticulture	Ha	0.22634	0.000			0.0000	
	1976	KulkarniGovindarav		89	6	Machinery	SoilMoistureConservation	TCB	Ha	0.05741	14.608	75.544	0.1338	
							WasteWair	No	0.0500	1			0.0500	
							Forestry	Ha	0.1525	0.3000			0.0458	
							Horticulture	Ha	0.22634	0.000			0.0000	
	1977	HottigoudraMallavva		90	2	Machinery	SoilMoistureConservation	TCB	Ha	0.05741	14.608	75.544	0.0947	
							WasteWair	No	0.0500	1			0.0500	
							Forestry	Ha	0.1525	0.5000			0.0763	
							Horticulture	Ha	0.22634	0.000			0.0000	
	1978	SaradaBasappa		90	2	Machinery	SoilMoistureConservation	TCB	Ha	0.05741	14.608	75.544	0.0580	
							WasteWair	No	0.0500	1			0.0500	
							Forestry	Ha	0.1525	0.1000			0.0153	
							Horticulture	Ha	0.22634	0.000			0.0000	
	1979	SaradaManjula		90	2	Machinery	SoilMoistureConservation	TCB	Ha	0.05741	14.608	75.544	0.0580	
							WasteWair	No	0.0500	1			0.0500	
							Forestry	Ha	0.1525	0.3000			0.0458	
							Horticulture	Ha	0.22634	0.000			0.0000	
	1980	HottigoudraBasalingappa		90	2	Machinery	SoilMoistureConservation	TCB	Ha	0.05741	14.608	75.544	0.0947	
							WasteWair	No	0.0500	1			0.0500	
							Forestry	Ha	0.1525	0.5000			0.0763	
							Horticulture	Ha	0.22634	0.000			0.0000	
	1981	HottigoudraSomanagouda		90	1	Machinery	SoilMoistureConservation	TCB	Ha	0.05741	14.608	75.544	0.2526	
							WasteWair	No	0.0500	1			0.0500	
							Forestry	Ha	0.1525	0.3000			0.0458	
							Horticulture	Ha	0.22634	0.000			0.0000	
	1982	HottigoudraMallavva		90	2	Machinery	SoilMoistureConservation	TCB	Ha	0.05741	14.608	75.544	0.0947	
							WasteWair	No	0.0500	1			0.0500	
							Forestry	Ha	0.1525	0.3000			0.0458	
							Horticulture	Ha	0.22634	0.000			0.0000	
	1983	SaradaManjula		90	2	Machinery	SoilMoistureConservation	TCB	Ha	0.05741	14.608	75.544	0.0580	
							WasteWair	No	0.0500	1			0.0500	

VillageName	Farmer Code	FarmerName	Aadhar CardNo	Survey Number	RateType(Manual y/Machinery)	ActivityType(SoilMoistureConservationActivity/WaterHarvestingActivity)	ActivityName	Unit	Unit Cost(InLacs)	Proposed Quantity	Latitude(Deg-Min-Sec)	Longitude(Deg-Min-Sec)	TotalCost(InLacs)	Site Photo
							Forestry	Ha	0.1525	0.3000			0.0458	
							Horticulture	Ha	0.22634	0.000			0.0000	
	1984	Hanumanthappa		90	2೨	Machinery	SoilMoistureConservation	TCB	Ha	0.05741	1.0100	14.608	75.544	0.0580
							WasteWair	No	0.0500	1				0.0500
							Forestry	Ha	0.1525	0.3000				0.0458
							Horticulture	Ha	0.22634	0.000				0.0000
	1985	Hanumanthappa		90	3	Machinery	SoilMoistureConservation	TCB	Ha	0.05741	1.0100	14.608	75.544	0.0580
							WasteWair	No	0.0500	0				0.0000
							Forestry	Ha	0.1525	0.1000				0.0153
							Horticulture	Ha	0.22634	0.000				0.0000
	1986	MuddappanavaraParameshappa'		91	2೨	Machinery	SoilMoistureConservation	TCB	Ha	0.05741	1.2000	14.608	75.544	0.0689
							WasteWair	No	0.0500	0				0.0000
							Forestry	Ha	0.1525	0.1000				0.0153
							Horticulture	Ha	0.22634	0.000				0.0000
	1987	HottigoudaraHanumagouda		91	1	Machinery	SoilMoistureConservation	TCB	Ha	0.05741	3.6200	14.608	75.544	0.2078
							WasteWair	No	0.0500	0				0.0000
							Forestry	Ha	0.1525	0.1000				0.0153
							Horticulture	Ha	0.22634	0.000				0.0000
	1988	HottigoudaraHanumagouda		91	1	Machinery	SoilMoistureConservation	TCB	Ha	0.05741	3.6200	14.608	75.544	0.2078
							WasteWair	No	0.0500	1				0.0500
							Forestry	Ha	0.1525	0.3000				0.0458
							Horticulture	Ha	0.22634	0.000				0.0000
	1989	MuddappanavaraPuttappa		91	2೨	Machinery	SoilMoistureConservation	TCB	Ha	0.05741	1.2000	14.608	75.544	0.0689
							WasteWair	No	0.0500	0				0.0000
							Forestry	Ha	0.1525	0.1000				0.0153
							Horticulture	Ha	0.22634	0.000				0.0000
	1990	HottagoudraBasanagouda		91	2೪	Machinery	SoilMoistureConservation	TCB	Ha	0.05741	0.7700	14.608	75.544	0.0442
							WasteWair	No	0.0500	0				0.0000
							Forestry	Ha	0.1525	0.0000				0.0000
							Horticulture	Ha	0.22634	0.000				0.0000
	1991	RaviBhimaravKulkarni		91	2೩	Machinery	SoilMoistureConservation	TCB	Ha	0.05741	0.4000	14.608	75.544	0.0230
							WasteWair	No	0.0500	1				0.0500
							Forestry	Ha	0.1525	0.3000				0.0458
							Horticulture	Ha	0.22634	0.000				0.0000
	1992	HottagoudarBasanagouda		91	3	Machinery	SoilMoistureConservation	TCB	Ha	0.05741	1.3200	14.608	75.544	0.0758
							WasteWair	No	0.0500	0				0.0000
							Forestry	Ha	0.1525	0.0000				0.0000
							Horticulture	Ha	0.22634	0.000				0.0000
	1993	GirishaKannappanavara		92	1	Machinery	SoilMoistureConservation	TCB	Ha	0.05741	0.8900	14.608	75.544	0.0511
							WasteWair	No	0.0500	1				0.0500
							Forestry	Ha	0.1525	0.3000				0.0458
							Horticulture	Ha	0.22634	0.000				0.0000
	1994	HottigoudraManju		92	2೨	Machinery	SoilMoistureConservation	TCB	Ha	0.05741	1.4300	14.608	75.544	0.0821
							WasteWair	No	0.0500	0				0.0000
							Forestry	Ha	0.1525	0.1000				0.0153
							Horticulture	Ha	0.22634	0.000				0.0000
	1995	HottigoudaSangamesha		92	2೩	Machinery	SoilMoistureConservation	TCB	Ha	0.05741	0.7900	14.608	75.544	0.0454
							WasteWair	No	0.0500	0				0.0000
							Forestry	Ha	0.1525	0.1000				0.0153
							Horticulture	Ha	0.22634	0.000				0.0000

VillageName	Farmer Code	FarmerName	Aadhar CardNo	Survey Number	RateType(Manually/Machinery)	ActivityType(SoilMoistureConservationActivity/WaterHarvestingActivity)	ActivityName	Unit	Unit Cost(InLacs)	Proposed Quantity	Latitude(Deg-Min-Sec)	Longitude(Deg-Min-Sec)	TotalCost(InLacs)	Site Photo
	1996	HottigoudaSangamesha		92	3	Machinery	SoilMoistureConservation	TCB	Ha	0.05741	0.6400	14.608	75.544	0.0367
							WasteWair	No	0.0500	0				0.0000
							Forestry	Ha	0.1525	0.1000				0.0153
							Horticulture	Ha	0.22634	0.000				0.0000
	1997	MuddappanavaraPuttappa		93	1	Machinery	SoilMoistureConservation	TCB	Ha	0.05741	1.2000	14.608	75.544	0.0689
							WasteWair	No	0.0500	1				0.0500
							Forestry	Ha	0.1525	0.3000				0.0458
							Horticulture	Ha	0.22634	0.000				0.0000
	1998	MuddappanavaraHanumanthappa		93	2	Machinery	SoilMoistureConservation	TCB	Ha	0.05741	0.9300	14.608	75.544	0.0534
							WasteWair	No	0.0500	0				0.0000
							Forestry	Ha	0.1525	0.1000				0.0153
							Horticulture	Ha	0.22634	0.000				0.0000
	1999	MuddappanavaraRenukha		93	3	Machinery	SoilMoistureConservation	TCB	Ha	0.05741	0.9300	14.608	75.544	0.0534
							WasteWair	No	0.0500	0				0.0000
							Forestry	Ha	0.1525	0.1000				0.0153
							Horticulture	Ha	0.22634	0.000				0.0000
	2000	ChannagoudaKaregouda		94	1	Machinery	SoilMoistureConservation	TCB	Ha	0.05741	0.1800	14.608	75.544	0.0103
							WasteWair	No	0.0500	0				0.0000
							Forestry	Ha	0.1525	0.1000				0.0153
							Horticulture	Ha	0.22634	0.000				0.0000
	2001	ChannagoudaKallanagouda		94	2	Machinery	SoilMoistureConservation	TCB	Ha	0.05741	0.9600	14.608	75.544	0.0551
							WasteWair	No	0.0500	1				0.0500
							Forestry	Ha	0.1525	0.3000				0.0458
							Horticulture	Ha	0.22634	0.000				0.0000
	2002	ChannagoudaKaregouda		94	3	Machinery	SoilMoistureConservation	TCB	Ha	0.05741	0.9600	14.608	75.544	0.0551
							WasteWair	No	0.0500	1				0.0500
							Forestry	Ha	0.1525	0.5000				0.0763
							Horticulture	Ha	0.22634	0.000				0.0000
	2003	ShakrikoppandaNagappa		95	1a	Machinery	SoilMoistureConservation	TCB	Ha	0.05741	1.2400	14.608	75.544	0.0712
							WasteWair	No	0.0500	1				0.0500
							Forestry	Ha	0.1525	0.3000				0.0458
							Horticulture	Ha	0.22634	0.000				0.0000
	2004	ShankrikoppadaMallikarjunaBinNagappa		95	1a	Machinery	SoilMoistureConservation	TCB	Ha	0.05741	1.2500	14.608	75.544	0.0718
							WasteWair	No	0.0500	1				0.0500
							Forestry	Ha	0.1525	0.3000				0.0458
							Horticulture	Ha	0.22634	0.000				0.0000
	2005	MasanagiGurushanthappa		95	2a	Machinery	SoilMoistureConservation	TCB	Ha	0.05741	1.2000	14.608	75.544	0.0689
							WasteWair	No	0.0500	1				0.0500
							Forestry	Ha	0.1525	0.3000				0.0458
							Horticulture	Ha	0.22634	0.000				0.0000
	2006	MasanagiGurushanthappa		95	2a	Machinery	SoilMoistureConservation	TCB	Ha	0.05741	1.2000	14.608	75.544	0.0689
							WasteWair	No	0.0500	2				0.1000
							Forestry	Ha	0.1525	1.0000				0.1525
							Horticulture	Ha	0.22634	0.000				0.0000
	2007	KunchurGurushantha		95	3	Machinery	SoilMoistureConservation	TCB	Ha	0.05741	0.8000	14.608	75.544	0.0459
							WasteWair	No	0.0500	1				0.0500
							Forestry	Ha	0.1525	0.3000				0.0458
							Horticulture	Ha	0.22634	0.000				0.0000



VillageName	Farmer Code	FarmerName	Aadhar CardNo	Survey Number	RateType(Manually/Machinery)	ActivityType(SoilMoistureConservationActivity/WaterHarvestingActivity)	ActivityName	Unit	Unit Cost(InLacs)	Proposed Quantity	Latitude(Deg-Min-Sec)	Longitude(Deg-Min-Sec)	TotalCost(InLacs)	Site Photo
	2008	MuddeManavaraUdayaKumar		95	4	Machinery	SoilMoistureConservation	TCB	Ha	0.05741	2.0000	14.608	75.544	0.1148
							WasteWair	No	0.0500	3				0.1500
							Forestry	Ha	0.1525	1.0000				0.1525
							Horticulture	Ha	0.22634	0.000				0.0000
	2009	MuddeManavaraSathisha		95	5	Machinery	SoilMoistureConservation	TCB	Ha	0.05741	0.6800	14.608	75.544	0.0390
							WasteWair	No	0.0500	1				0.0500
							Forestry	Ha	0.1525	0.3000				0.0458
							Horticulture	Ha	0.22634	0.000				0.0000
	2010	MuddeManavaraShankamma		95	5	Machinery	SoilMoistureConservation	TCB	Ha	0.05741	0.6600	14.608	75.544	0.0379
							WasteWair	No	0.0500	1				0.0500
							Forestry	Ha	0.1525	0.1000				0.0153
							Horticulture	Ha	0.22634	0.000				0.0000
	2011	MuddeManavaraParvathagouda		95	5	Machinery	SoilMoistureConservation	TCB	Ha	0.05741	0.6600	14.608	75.544	0.0379
							WasteWair	No	0.0500	1				0.0500
							Forestry	Ha	0.1525	0.3000				0.0458
							Horticulture	Ha	0.22634	0.000				0.0000
	2012	BanakaraUrphNirulliChandrashekarappa		96	1	Machinery	SoilMoistureConservation	TCB	Ha	0.05741	1.2800	14.608	75.544	0.0735
							WasteWair	No	0.0500	2				0.1000
							Forestry	Ha	0.1525	0.5000				0.0763
							Horticulture	Ha	0.22634	0.000				0.0000
	2013	BanakaraGirihadevi		96	3	Machinery	SoilMoistureConservation	TCB	Ha	0.05741	1.2700	14.608	75.544	0.0729
							WasteWair	No	0.0500	2				0.1000
							Forestry	Ha	0.1525	0.5000				0.0763
							Horticulture	Ha	0.22634	0.000				0.0000
	2014	ChannagoudaGuranagouda		96	4	Machinery	SoilMoistureConservation	TCB	Ha	0.05741	0.6100	14.608	75.544	0.0350
							WasteWair	No	0.0500	2				0.1000
							Forestry	Ha	0.1525	0.5000				0.0763
							Horticulture	Ha	0.22634	0.000				0.0000
	2015	ByadagiShivashankrappaBinSomashakara		97	1	Machinery	SoilMoistureConservation	TCB	Ha	0.05741	0.5400	14.608	75.544	0.0310
							WasteWair	No	0.0500	2				0.1000
							Forestry	Ha	0.1525	1.0000				0.1525
							Horticulture	Ha	0.22634	0.000				0.0000
	2016	ByadagiDevendrappa		97	10	Machinery	SoilMoistureConservation	TCB	Ha	0.05741	1.0000	14.608	75.544	0.0574
							WasteWair	No	0.0500	2				0.1000
							Forestry	Ha	0.1525	0.3000				0.0458
							Horticulture	Ha	0.22634	0.000				0.0000
	2017	ByadagiShivashankrappabinSomashakar		97	2	Machinery	SoilMoistureConservation	TCB	Ha	0.05741	0.4100	14.608	75.544	0.0235
							WasteWair	No	0.0500	2				0.1000
							Forestry	Ha	0.1525	1.0000				0.1525
							Horticulture	Ha	0.22634	0.000				0.0000
	2018	MalatheshTandeSankrappaGoneppanavaraUrphByadagi		97	3	Machinery	SoilMoistureConservation	TCB	Ha	0.05741	0.4000	14.608	75.544	0.0230
							WasteWair	No	0.0500	2				0.1000
							Forestry	Ha	0.1525	1.0000				0.1525
							Horticulture	Ha	0.22634	0.000				0.0000
	2019	IrappaMaliyappaByadagi		97	4	Machinery	SoilMoistureConservation	TCB	Ha	0.05741	0.4100	14.608	75.544	0.0235
							WasteWair	No	0.0500	2				0.1000
							Forestry	Ha	0.1525	0.5000				0.0763
							Horticulture	Ha	0.22634	0.000				0.0000

VillageName	FarmerCode	FarmerName	AadharCardNo	SurveyNumber	RateType(Manually/Machinery)	ActivityType(SoilMoistureConservationActivity/WaterHarvestingActivity)	ActivityName	Unit	UnitCost(InLakhs.)	ProposedQuantity	Latitude(Deg-Min-Sec)	Longitude(Deg-Min-Sec)	TotalCost(InLacs)	SitePhoto
	2020	MuginUrphMangala		97	5	Machinery	SoilMoistureConservation	TCB	Ha	0.05741	0.4100	14.608	75.544	0.0235
								WasteWair	No	0.0500	1			0.0500
								Forestry	Ha	0.1525	0.5000			0.0763
								Horticulture	Ha	0.22634	0.000			0.0000
	2021	BasappaUkkundappaMuddappanavara		97	6	Machinery	SoilMoistureConservation	TCB	Ha	0.05741	0.5000	14.608	75.544	0.0287
								WasteWair	No	0.0500	1			0.0500
								Forestry	Ha	0.1525	0.5000			0.0763
								Horticulture	Ha	0.22634	0.000			0.0000
	2022	GoneppanavaraShankrappa		97	7	Machinery	SoilMoistureConservation	TCB	Ha	0.05741	0.8000	14.608	75.544	0.0459
								WasteWair	No	0.0500	1			0.0500
								Forestry	Ha	0.1525	0.5000			0.0763
								Horticulture	Ha	0.22634	0.000			0.0000
	2023	ByadagiMalishanthappa		97	8	Machinery	SoilMoistureConservation	TCB	Ha	0.05741	0.9900	14.608	75.544	0.0568
								WasteWair	No	0.0500	1			0.0500
								Forestry	Ha	0.1525	0.3000			0.0458
								Horticulture	Ha	0.22634	0.000			0.0000
	2024	ByadagiParvathavva		97	9	Machinery	SoilMoistureConservation	TCB	Ha	0.05741	0.9500	14.608	75.544	0.0545
								WasteWair	No	0.0500	2			0.1000
								Forestry	Ha	0.1525	0.1000			0.0153
								Horticulture	Ha	0.22634	0.000			0.0000
	2025	ByadagiSomashakaraBinAjjappa		98	1	Machinery	SoilMoistureConservation	TCB	Ha	0.05741	0.5500	14.608	75.544	0.0316
								WasteWair	No	0.0500	2			0.1000
								Forestry	Ha	0.1525	0.1000			0.0153
								Horticulture	Ha	0.22634	0.000			0.0000
	2026	ByadagiMalishanthappa		98	10	Machinery	SoilMoistureConservation	TCB	Ha	0.05741	1.1000	14.608	75.544	0.0632
								WasteWair	No	0.0500	1			0.0500
								Forestry	Ha	0.1525	0.1000			0.0153
								Horticulture	Ha	0.22634	0.000			0.0000
	2027	ByadagiDevendrappa		98	11	Machinery	SoilMoistureConservation	TCB	Ha	0.05741	0.8600	14.608	75.544	0.0494
								WasteWair	No	0.0500	0			0.0000
								Forestry	Ha	0.1525	0.1000			0.0153
								Horticulture	Ha	0.22634	0.000			0.0000
	2028	ByadagiParvatavva		98	2	Machinery	SoilMoistureConservation	TCB	Ha	0.05741	0.6100	14.608	75.544	0.0350
								WasteWair	No	0.0500	1			0.0500
								Forestry	Ha	0.1525	0.3000			0.0458
								Horticulture	Ha	0.22634	0.000			0.0000
	2029	ByadagiGoneppadoddabasappa		98	3	Machinery	SoilMoistureConservation	TCB	Ha	0.05741	2.0900	14.608	75.544	0.1200
								WasteWair	No	0.0500	0			0.0000
								Forestry	Ha	0.1525	0.3000			0.0458
								Horticulture	Ha	0.22634	0.000			0.0000

	2030	BasappaMaliyappaByadagi		98	4	Machinery	SoilMoistureConservation	TCB	Ha	0.05741	0.3500	14.608	75.544	0.0201
								WasteWair	No	0.0500	1			0.0500
								Forestry	Ha	0.1525	0.3000			0.0458
								Horticulture	Ha	0.22634	0.000			0.0000
	2031	HalivanadaManjappa		98	5	Machinery	SoilMoistureConservation	TCB	Ha	0.05741	0.3000	14.608	75.544	0.0172
								WasteWair	No	0.0500	2			0.1000
								Forestry	Ha	0.1525	1.0000			0.1525
								Horticulture	Ha	0.22634	0.000			0.0000
	2032	HalivanagaManjappa		98	6	Machinery	SoilMoistureConservation	TCB	Ha	0.05741	0.4000	14.608	75.544	0.0230
								WasteWair	No	0.0500	1			0.0500
								Forestry	Ha	0.1525	0.5000			0.0763
								Horticulture	Ha	0.22634	0.000			0.0000
	2033	HullattiRudrappa		98	7	Machinery	SoilMoistureConservation	TCB	Ha	0.05741	0.4000	14.608	75.544	0.0230
								WasteWair	No	0.0500	2			0.1000
								Forestry	Ha	0.1525	1.0000			0.1525
								Horticulture	Ha	0.22634	0.000			0.0000

VillageName	Farmer Code	FarmerName	Aadhar CardNo	Survey Number	RateType(Manually/Machinery)	ActivityType(SoilMoistureConservationActivity/WaterHarvestingActivity)	ActivityName	Unit	Unit Cost(InLacs)	Proposed Quantity	Latitude(Deg-Min-Sec)	Longitude(Deg-Min-Sec)	TotalCost(InLacs)	Site Photo
	2034	ByadagiGadigeppa		98 8	Machinery	SoilMoistureConservation	TCB	Ha	0.05741	0.8100	14.608	75.544	0.0465	
							WasteWair	No	0.0500	2			0.1000	
							Forestry	Ha	0.1525	0.5000			0.0763	
							Horticulture	Ha	0.22634	0.000			0.0000	
	2035	ByadagiDevendrappa		98 9	Machinery	SoilMoistureConservation	TCB	Ha	0.05741	0.2400	14.608	75.544	0.0138	
							WasteWair	No	0.0500	2			0.1000	
							Forestry	Ha	0.1525	1.0000			0.1525	
							Horticulture	Ha	0.22634	0.000			0.0000	
Hulihalli 4D4C2G1e	2036	HullattiPrakasha		173 1	Machinery	SoilMoistureConservation	TCB	Ha	0.05741	1.8100	14.625	75.574	0.1039	
							WasteWair	No	0.0500	2			0.1000	
							Forestry	Ha	0.1525	1.0000			0.1525	
							Horticulture	Ha	0.22634	0.600			0.1358	
	2037	ShivaradderShivaraddi		173 2	Machinery	SoilMoistureConservation	TCB	Ha	0.05741	1.9100	14.625	75.574	0.1097	
							WasteWair	No	0.0500	2			0.1000	
							Forestry	Ha	0.1525	1.0000			0.1525	
							Horticulture	Ha	0.22634	0.600			0.1358	
	2038	ManjappaBasappaDoddmaniUrphMadara		174 3	Machinery	SoilMoistureConservation	TCB	Ha	0.05741	0.4000	14.625	75.574	0.0230	
							WasteWair	No	0.0500	0			0.0000	
							Forestry	Ha	0.1525	0.3000			0.0458	
							Horticulture	Ha	0.22634	0.100			0.0226	
	2039	KotreshaBasappaDoddamaniUrphMadara		174 4	Machinery	SoilMoistureConservation	TCB	Ha	0.05741	0.4000	14.625	75.574	0.0230	
							WasteWair	No	0.0500	0			0.0000	
							Forestry	Ha	0.1525	0.3000			0.0458	
							Horticulture	Ha	0.22634	0.100			0.0226	
	2040	MadaraBasappa		174 4	Machinery	SoilMoistureConservation	TCB	Ha	0.05741	0.8600	14.625	75.574	0.0494	
							WasteWair	No	0.0500	1			0.0500	
							Forestry	Ha	0.1525	0.5000			0.0763	
							Horticulture	Ha	0.22634	0.000			0.0000	
	2041	EresimeLakshamappa		174 4	Machinery	SoilMoistureConservation	TCB	Ha	0.05741	0.4000	14.625	75.574	0.0230	
							WasteWair	No	0.0500	0			0.0000	
							Forestry	Ha	0.1525	0.4000			0.0610	
							Horticulture	Ha	0.22634	0.000			0.0000	
	2042	MadaraBasappa		174 4	Machinery	SoilMoistureConservation	TCB	Ha	0.05741	0.8000	14.625	75.574	0.0459	
							WasteWair	No	0.0500	1			0.0500	
							Forestry	Ha	0.1525	0.4000			0.0610	
							Horticulture	Ha	0.22634	0.000			0.0000	
	2043	ChalgeriRamappa		174 4	Machinery	SoilMoistureConservation	TCB	Ha	0.05741	0.4000	14.625	75.574	0.0230	
							WasteWair	No	0.0500	1			0.0500	
							Forestry	Ha	0.1525	0.3000			0.0458	
							Horticulture	Ha	0.22634	0.000			0.0000	
	2044	KotegoudraUjjanagouda		174 1+2	Machinery	SoilMoistureConservation	TCB	Ha	0.05741	1.5600	14.625	75.574	0.0896	
							WasteWair	No	0.0500	1			0.0500	
							Forestry	Ha	0.1525	0.5000			0.0763	
							Horticulture	Ha	0.22634	0.200			0.0453	

2045	KotegoudraKamammaKomBasanagouda	174	1+2	Machinery	SoilMoistureConservation	TCB	Ha	0.05741	1.5500	14.625	75.574	0.0890
						WasteWair	No	0.0500	1			0.0500
						Forestry	Ha	0.1525	0.5000			0.0763
						Horticulture	Ha	0.22634	0.000			0.0000
2046	PatilRavikumar	174	3B	Machinery	SoilMoistureConservation	TCB	Ha	0.05741	1.4500	14.625	75.574	0.0832
						WasteWair	No	0.0500	1			0.0500
						Forestry	Ha	0.1525	0.5000			0.0763
						Horticulture	Ha	0.22634	0.000			0.0000
2047	ChoudappanavaraKarabasappaBinHanumanthappa	174	3B	Machinery	SoilMoistureConservation	TCB	Ha	0.05741	0.5100	14.625	75.574	0.0293
						WasteWair	No	0.0500	1			0.0500
						Forestry	Ha	0.1525	0.3000			0.0458
						Horticulture	Ha	0.22634	0.000			0.0000

VillageName	Farmer Code	FarmerName	Aadhar CardNo	Survey Number	RateType(Manually/Machinery)	ActivityType(SoilMoistureConservationActivity/WaterHarvestingActivity)	ActivityName	Unit	Unit Cost(InLacs)	Proposed Quantity	Latitude(Deg-Min-Sec)	Longitude(Deg-Min-Sec)	TotalCost(InLacs)	Site Photo
	2048	PatilShanthamma		174	5	Machinery	SoilMoistureConservation	TCB	Ha	0.05741	1.4200	14.625	75.574	0.0815
							WasteWair	No	0.0500	1				0.0500
							Forestry	Ha	0.1525	0.5000				0.0763
							Horticulture	Ha	0.22634	0.000				0.0000
	2049	PatilShanthamma		174	6	Machinery	SoilMoistureConservation	TCB	Ha	0.05741	1.4600	14.625	75.574	0.0838
							WasteWair	No	0.0500	1				0.0500
							Forestry	Ha	0.1525	0.5000				0.0763
							Horticulture	Ha	0.22634	0.000				0.0000
	2050	ChoudappanavaraChanngoudaBinHumanthappa		174	7	Machinery	SoilMoistureConservation	TCB	Ha	0.05741	0.5000	14.625	75.574	0.0287
							WasteWair	No	0.0500	1				0.0500
							Forestry	Ha	0.1525	0.3000				0.0458
							Horticulture	Ha	0.22634	0.100				0.0226
	2051	PatilSambhogouda		184	1	Machinery	SoilMoistureConservation	TCB	Ha	0.05741	0.9000	14.625	75.574	0.0517
							WasteWair	No	0.0500	1				0.0500
							Forestry	Ha	0.1525	0.5000				0.0763
							Horticulture	Ha	0.22634	0.300				0.0679
	2052	PatilMallanagouda		184	2	Machinery	SoilMoistureConservation	TCB	Ha	0.05741	0.8200	14.625	75.574	0.0471
							WasteWair	No	0.0500	1				0.0500
							Forestry	Ha	0.1525	0.4000				0.0610
							Horticulture	Ha	0.22634	0.200				0.0453
	2053	DoddakannagoudraDoddagouda		184	3+4	Machinery	SoilMoistureConservation	TCB	Ha	0.05741	1.6000	14.625	75.574	0.0919
							WasteWair	No	0.0500	2				0.1000
							Forestry	Ha	0.1525	0.5000				0.0763
							Horticulture	Ha	0.22634	0.300				0.0679
	2054	PatilRudragouda		184	5	Machinery	SoilMoistureConservation	TCB	Ha	0.05741	0.8300	14.625	75.574	0.0477
							WasteWair	No	0.0500	1				0.0500
							Forestry	Ha	0.1525	0.4000				0.0610
							Horticulture	Ha	0.22634	0.000				0.0000
	2055	BalanagoudaNingangouda		184	5+6	Machinery	SoilMoistureConservation	TCB	Ha	0.05741	1.6000	14.625	75.574	0.0919
							WasteWair	No	0.0500	2				0.1000
							Forestry	Ha	0.1525	0.5000				0.0763
							Horticulture	Ha	0.22634	0.000				0.0000
	2056	PatilGirijavvaKomChandragouda		184	6	Machinery	SoilMoistureConservation	TCB	Ha	0.05741	0.8100	14.625	75.574	0.0465
							WasteWair	No	0.0500	1				0.0500
							Forestry	Ha	0.1525	0.4000				0.0610
							Horticulture	Ha	0.22634	0.000				0.0000
	2057	BalanagoudaShivanagouda		186	1	Machinery	SoilMoistureConservation	TCB	Ha	0.05741	0.2300	14.625	75.574	0.0132
							WasteWair	No	0.0500	0				0.0000
							Forestry	Ha	0.1525	0.3000				0.0458
							Horticulture	Ha	0.22634	0.100				0.0226
	2058	KarurKuruattheppa		186	10	Machinery	SoilMoistureConservation	TCB	Ha	0.05741	0.3800	14.625	75.574	0.0218
							WasteWair	No	0.0500	0				0.0000
							Forestry	Ha	0.1525	0.3000				0.0458
							Horticulture	Ha	0.22634	0.000				0.0000
	2059	KarurRudrappa		186	2	Machinery	SoilMoistureConservation	TCB	Ha	0.05741	0.3800	14.625	75.574	0.0218
							WasteWair	No	0.0500	0				0.0000
							Forestry	Ha	0.1525	0.3000				0.0458
							Horticulture	Ha	0.22634	0.000				0.0000

	2060	BalanagoudraMallanagouda		186	3	Machinery	SoilMoistureConservation	TCB	Ha	0.05741	1.3800	14.625	75.574	0.0792
								WasteWair	No	0.0500	2			0.1000
								Forestry	Ha	0.1525	0.5000			0.0763
								Horticulture	Ha	0.22634	0.300			0.0679
	2061	BalanagoudraBasanagouda		186	4	Machinery	SoilMoistureConservation	TCB	Ha	0.05741	0.2300	14.625	75.574	0.0132
								WasteWair	No	0.0500	0			0.0000
								Forestry	Ha	0.1525	0.3000			0.0458
								Horticulture	Ha	0.22634	0.000			0.0000

VillageName	Farmer Code	FarmerName	Aadhar CardNo	Survey Number	RateType(Manually/Machinery)	ActivityType(SoilMoistureConservationActivity/WaterHarvestingActivity)	ActivityName	Unit	Unit Cost(InLacs)	Proposed Quantity	Latitude(Deg-Min-Sec)	Longitude(Deg-Min-Sec)	TotalCost(InLacs)	Site Photo
	2062	BalanagoudaChandragouda		186	5	Machinery	SoilMoistureConservation	TCB	Ha	0.05741	0.2300	14.625	75.574	0.0132
							WasteWair	No	0.0500	0				0.0000
							Forestry	Ha	0.1525	0.3000				0.0458
							Horticulture	Ha	0.22634	0.000				0.0000
	2063	BalanagoudraDharamagouda		186	6	Machinery	SoilMoistureConservation	TCB	Ha	0.05741	0.2300	14.625	75.574	0.0132
							WasteWair	No	0.0500	0				0.0000
							Forestry	Ha	0.1525	0.3000				0.0458
							Horticulture	Ha	0.22634	0.000				0.0000
	2064	BalanagoudaShankragoura		186	7	Machinery	SoilMoistureConservation	TCB	Ha	0.05741	0.2300	14.625	75.574	0.0132
							WasteWair	No	0.0500	0				0.0000
							Forestry	Ha	0.1525	0.3000				0.0458
							Horticulture	Ha	0.22634	0.000				0.0000
	2065	BalanagoudaRevanagouda		186	8	Machinery	SoilMoistureConservation	TCB	Ha	0.05741	0.2300	14.625	75.574	0.0132
							WasteWair	No	0.0500	0				0.0000
							Forestry	Ha	0.1525	0.3000				0.0458
							Horticulture	Ha	0.22634	0.200				0.0453
	2066	KarurMudakappa		186	9	Machinery	SoilMoistureConservation	TCB	Ha	0.05741	0.3800	14.625	75.574	0.0218
							WasteWair	No	0.0500	0				0.0000
							Forestry	Ha	0.1525	0.3000				0.0458
							Horticulture	Ha	0.22634	0.200				0.0453
	2067	JagadishaTandePakkiraddiKuppelura		187	1a	Machinery	SoilMoistureConservation	TCB	Ha	0.05741	0.7800	14.625	75.574	0.0448
							WasteWair	No	0.0500	1				0.0500
							Forestry	Ha	0.1525	0.4000				0.0610
							Horticulture	Ha	0.22634	0.000				0.0000
	2068	LakshmanaraddyTandePakkirareddyKuppelura		187	1a	Machinery	SoilMoistureConservation	TCB	Ha	0.05741	0.7800	14.625	75.574	0.0448
							WasteWair	No	0.0500	1				0.0500
							Forestry	Ha	0.1525	0.4000				0.0610
							Horticulture	Ha	0.22634	0.200				0.0453
	2069	MuddappanavaraCanabasavva		187	2a	Machinery	SoilMoistureConservation	TCB	Ha	0.05741	0.1200	14.625	75.574	0.0069
							WasteWair	No	0.0500	0				0.0000
							Forestry	Ha	0.1525	0.1000				0.0153
							Horticulture	Ha	0.22634	0.000				0.0000
	2070	JagadishaTandePakkiraddyKuppelura		187	1a	Machinery	SoilMoistureConservation	TCB	Ha	0.05741	0.7800	14.625	75.574	0.0448
							WasteWair	No	0.0500	1				0.0500
							Forestry	Ha	0.1525	0.4000				0.0610
							Horticulture	Ha	0.22634	0.000				0.0000
	2071	LakshmanadaddyTandePakkiraddyKuppelur		187	1a	Machinery	SoilMoistureConservation	TCB	Ha	0.05741	0.7800	14.625	75.574	0.0448
							WasteWair	No	0.0500	1				0.0500
							Forestry	Ha	0.1525	0.4000				0.0610
							Horticulture	Ha	0.22634	0.200				0.0453
	2072	BalagoudraNaganagouda		187	1a	Machinery	SoilMoistureConservation	TCB	Ha	0.05741	1.5700	14.625	75.574	0.0901
							WasteWair	No	0.0500	2				0.1000
							Forestry	Ha	0.1525	0.5000				0.0763
							Horticulture	Ha	0.22634	0.400				0.0905
	2073	MuddammanavaraDyamanagouda		187	2A	Machinery	SoilMoistureConservation	TCB	Ha	0.05741	1.5800	14.625	75.574	0.0907
							WasteWair	No	0.0500	2				0.1000
							Forestry	Ha	0.1525	0.5000				0.0763
							Horticulture	Ha	0.22634	0.000				0.0000
	2074	MuddappanavaraUkkundappa		187	2a	Machinery	SoilMoistureConservation	TCB	Ha	0.05741	1.2800	14.625	75.574	0.0735
							WasteWair	No	0.0500	1				0.0500
							Forestry	Ha	0.1525	0.5000				0.0763





VillageName	Farmer Code	FarmerName	Aadhar CardNo	Survey Number	RateType(Manually/Machinery)	ActivityType(SoilMoistureConservationActivity/WaterHarvestingActivity)	ActivityName	Unit	Unit Cost(InLacs)	Proposed Quantity	Latitude(Deg-Min-Sec)	Longitude(Deg-Min-Sec)	TotalCost(InLacs)	Site Photo
	2076	MiddappanavaraChanbasavva		187	3A	Machinery	SoilMoistureConservation	TCB	Ha	0.05741	1.1800	14.625	75.574	0.0677
							WasteWair	No	0.0500	1				0.0500
							Forestry	Ha	0.1525	0.4000				0.0610
							Horticulture	Ha	0.22634	0.000				0.0000
	2077	CavadappanavaraGurushanthappa		188	1	Machinery	SoilMoistureConservation	TCB	Ha	0.05741	1.4300	14.625	75.574	0.0821
							WasteWair	No	0.0500	1				0.0500
							Forestry	Ha	0.1525	0.5000				0.0763
							WaterHarvestingActivity	CD	No	10.000	1			10.0000
	2078	HulmaniMaliyappa		188	2	Machinery	SoilMoistureConservation	TCB	Ha	0.05741	2.8300	14.625	75.574	0.1625
							WasteWair	No	0.0500	3				0.1500
							Forestry	Ha	0.1525	1.0000				0.1525
							Horticulture	Ha	0.22634	1.000				0.2263
	2079	PatilaShivanagouda		188	3A	Machinery	SoilMoistureConservation	TCB	Ha	0.05741	2.7500	14.625	75.574	0.1579
							WasteWair	No	0.0500	3				0.1500
							Forestry	Ha	0.1525	1.0000				0.1525
							Horticulture	Ha	0.22634	0.500				0.1132
	2080	ChoudappanavaraLekkavva		188	3B	Machinery	SoilMoistureConservation	TCB	Ha	0.05741	1.9300	14.625	75.574	0.1108
							WasteWair	No	0.0500	2				0.1000
							Forestry	Ha	0.1525	0.5000				0.0763
							Horticulture	Ha	0.22634	0.000				0.0000
	2081	ChoudappanavaraHanumanthappaMaliyappa		188	3B	Machinery	SoilMoistureConservation	TCB	Ha	0.05741	0.9700	14.625	75.574	0.0557
							WasteWair	No	0.0500	1				0.0500
							Forestry	Ha	0.1525	0.4000				0.0610
							Horticulture	Ha	0.22634	0.000				0.0000
	2082	ChoudappanavaraShivanagouda		188	4	Machinery	SoilMoistureConservation	TCB	Ha	0.05741	1.4300	14.625	75.574	0.0821
							WasteWair	No	0.0500	1				0.0500
							Forestry	Ha	0.1525	0.5000				0.0763
							Horticulture	Ha	0.22634	0.000				0.0000
	2083	UjjappanavaraBasavanthappa		189	1A	Machinery	SoilMoistureConservation	TCB	Ha	0.05741	1.2500	14.625	75.574	0.0718
							WasteWair	No	0.0500	1				0.0500
							Forestry	Ha	0.1525	0.5000				0.0763
							WaterHarvestingActivity	CD	No	10.000	1			10.0000
	2084	UjjappanavaraHanumanthappa		189	1B	Machinery	SoilMoistureConservation	TCB	Ha	0.05741	1.4000	14.625	75.574	0.0804
							WasteWair	No	0.0500	1				0.0500
							Forestry	Ha	0.1525	0.5000				0.0763
							Horticulture	Ha	0.22634	0.000				0.0000
	2085	UjjappanavaraMalleshappaBinUjjappa		189	1A	Machinery	SoilMoistureConservation	TCB	Ha	0.05741	0.4000	14.625	75.574	0.0230
							WasteWair	No	0.0500	1				0.0500
							Forestry	Ha	0.1525	0.3000				0.0458
							Horticulture	Ha	0.22634	0.000				0.0000
	2086	UjjappanavaraHanumanthappaBinGurshanthappa		189	1A	Machinery	SoilMoistureConservation	TCB	Ha	0.05741	0.4000	14.625	75.574	0.0230
							WasteWair	No	0.0500	1				0.0500
							Forestry	Ha	0.1525	0.3000				0.0458
							Horticulture	Ha	0.22634	0.300				0.0679
	2087	MasanagiGadigeppa		189	2	Machinery	SoilMoistureConservation	TCB	Ha	0.05741	1.7500	14.625	75.574	0.1005
							WasteWair	No	0.0500	2				0.1000
							Forestry	Ha	0.1525	0.5000				0.0763
							Horticulture	Ha	0.22634	0.200				0.0453
	2088	MasanagiGadigeppa		189	3A	Machinery	SoilMoistureConservation	TCB	Ha	0.05741	1.0600	14.625	75.574	0.0609
							WasteWair	No	0.0500	1				0.0500
							Forestry	Ha	0.1525	0.4000				0.0610

	2089	MasanagiGadigeppa		189	323	Machinery	SoilMoistureConservation	Horticulture	Ha	0.22634	0.000			0.0000
								TCB	Ha	0.05741	1.0000	14.625	75.574	0.0574
								WasteWair	No	0.0500	1			0.0500
								Forestry	Ha	0.1525	0.4000			0.0610
								Horticulture	Ha	0.22634	0.000			0.0000

VillageName	Farmer Code	FarmerName	Aadhar CardNo	Survey Number	RateType(Manually/Machinery)	ActivityType(SoilMoistureConservationActivity/WaterHarvestingActivity)	ActivityName	Unit	Unit Cost(InLacs)	Proposed Quantity	Latitude(Deg-Min-Sec)	Longitude(Deg-Min-Sec)	TotalCost(InLacs)	Site Photo
	2090	UjjappanavaraMaheshappaBinUjjappa		189 4	Machinery	SoilMoistureConservation	TCB	Ha	0.05741	0.4000	14.625	75.574	0.0230	
							WasteWair	No	0.0500	0			0.0000	
							Forestry	Ha	0.1525	0.3000			0.0458	
							Horticulture	Ha	0.22634	0.000			0.0000	
	2091	ChaudappanavaraNinganagouda		190 1A	Machinery	SoilMoistureConservation	TCB	Ha	0.05741	1.2500	14.625	75.574	0.0718	
							WasteWair	No	0.0500	1			0.0500	
							Forestry	Ha	0.1525	0.5000			0.0763	
							Horticulture	Ha	0.22634	0.000			0.0000	
	2092	MuddappanavaraKarabasappaBinMahadevappa		190 1B	Machinery	SoilMoistureConservation	TCB	Ha	0.05741	1.5700	14.625	75.574	0.0901	
							WasteWair	No	0.0500	2			0.1000	
							Forestry	Ha	0.1525	0.5000			0.0763	
							Horticulture	Ha	0.22634	0.000			0.0000	
	2093	Masanagilrappa		190 1e9	Machinery	SoilMoistureConservation	TCB	Ha	0.05741	0.8400	14.625	75.574	0.0482	
							WasteWair	No	0.0500	1			0.0500	
							Forestry	Ha	0.1525	0.5000			0.0763	
							Horticulture	Ha	0.22634	0.000			0.0000	
	2094	BidariHajaratBhiKomJammuSab		190 2A	Machinery	SoilMoistureConservation	TCB	Ha	0.05741	1.6800	14.625	75.574	0.0964	
							WasteWair	No	0.0500	2			0.1000	
							Forestry	Ha	0.1525	0.5000			0.0763	
							Horticulture	Ha	0.22634	0.000			0.0000	
	2095	MasanagiAjappa		190 2b	Machinery	SoilMoistureConservation	TCB	Ha	0.05741	1.7600	14.625	75.574	0.1010	
							WasteWair	No	0.0500	2			0.1000	
							Forestry	Ha	0.1525	0.5000			0.0763	
							Horticulture	Ha	0.22634	0.000			0.0000	
	2096	MasanagiNagaraja		190 3	Machinery	SoilMoistureConservation	TCB	Ha	0.05741	0.4000	14.625	75.574	0.0230	
							WasteWair	No	0.0500	1			0.0500	
							Forestry	Ha	0.1525	0.4000			0.0610	
							Horticulture	Ha	0.22634	0.000			0.0000	
	2097	MasanagiParameshappa		190 4	Machinery	SoilMoistureConservation	TCB	Ha	0.05741	0.4000	14.625	75.574	0.0230	
							WasteWair	No	0.0500	1			0.0500	
							Forestry	Ha	0.1525	0.3000			0.0458	
							Horticulture	Ha	0.22634	0.000			0.0000	
	2098	MasanagiGurushanthappa		190 5	Machinery	SoilMoistureConservation	TCB	Ha	0.05741	1.6000	14.625	75.574	0.0919	
							WasteWair	No	0.0500	2			0.1000	
							Forestry	Ha	0.1525	0.5000			0.0763	
							Horticulture	Ha	0.22634	0.000			0.0000	
	2099	HorkeriLalitha		191 1e9	Machinery	SoilMoistureConservation	TCB	Ha	0.05741	1.8800	14.625	75.574	0.1079	
							WasteWair	No	0.0500	2			0.1000	
							Forestry	Ha	0.1525	0.5000			0.0763	
							Horticulture	Ha	0.22634	0.000			0.0000	
	2100	MuddappanavaraKuravatheppaBinMahadevappa		191 1b	Machinery	SoilMoistureConservation	TCB	Ha	0.05741	1.6300	14.625	75.574	0.0936	
							WasteWair	No	0.0500	2			0.1000	
							Forestry	Ha	0.1525	0.5000			0.0763	
							Horticulture	Ha	0.22634	0.000			0.0000	
	2101	HorakeriSavithravva		191 2	Machinery	SoilMoistureConservation	TCB	Ha	0.05741	2.0000	14.625	75.574	0.1148	
							WasteWair	No	0.0500	2			0.1000	
							Forestry	Ha	0.1525	1.0000			0.1525	
							Horticulture	Ha	0.22634	0.200			0.0453	
	2102	HorakeriGadigeppa		191 3	Machinery	SoilMoistureConservation	TCB	Ha	0.05741	1.8800	14.625	75.574	0.1079	
							WasteWair	No	0.0500	2			0.1000	
							Forestry	Ha	0.1525	0.5000			0.0763	

	2103	HorakeriSiddappaBinBasavanneppa		191	4	Machinery	SoilMoistureConservation	Horticulture	Ha	0.22634	0.000			0.0000
								TCB	Ha	0.05741	1.3400	14.625	75.574	0.0769
								WasteWair	No	0.0500	1			0.0500
								Forestry	Ha	0.1525	0.3000			0.0458
								Horticulture	Ha	0.22634	0.000			0.0000

VillageName	Farmer Code	FarmerName	Aadhar CardNo	Survey Number	RateType(Manually/Machinery)	ActivityType(SoilMoistureConservationActivity/WaterHarvestingActivity)	ActivityName	Unit	Unit Cost(InLacs)	Proposed Quantity	Latitude(Deg-Min-Sec)	Longitude(Deg-Min-Sec)	TotalCost(InLacs)	Site Photo
	2104	BharamagoudaRamanagoudaHottigouda		192	1+4A	Machinery	SoilMoistureConservation	TCB	Ha	0.05741	2.1500	14.625	75.574	0.1234
								WasteWair	No	0.0500	2			0.1000
								Forestry	Ha	0.1525	1.0000			0.1525
								Horticulture	Ha	0.22634	0.000			0.0000
	2105	MasanagiGurushanthappa		192	10	Machinery	SoilMoistureConservation	TCB	Ha	0.05741	0.3000	14.625	75.574	0.0172
								WasteWair	No	0.0500	0			0.0000
								Forestry	Ha	0.1525	0.3000			0.0458
								Horticulture	Ha	0.22634	0.000			0.0000
	2106	ChoudappanavaraHanumagouda		192	11	Machinery	SoilMoistureConservation	TCB	Ha	0.05741	1.2200	14.625	75.574	0.0700
								WasteWair	No	0.0500	1			0.0500
								Forestry	Ha	0.1525	0.5000			0.0763
								Horticulture	Ha	0.22634	0.000			0.0000
	2107	MasangiNagaraja		192	3	Machinery	SoilMoistureConservation	TCB	Ha	0.05741	0.4500	14.625	75.574	0.0258
								WasteWair	No	0.0500	1			0.0500
								Forestry	Ha	0.1525	0.3000			0.0458
								Horticulture	Ha	0.22634	0.000			0.0000
	2108	Hottigoudalranna		192	5	Machinery	SoilMoistureConservation	TCB	Ha	0.05741	1.6000	14.625	75.574	0.0919
								WasteWair	No	0.0500	2			0.1000
								Forestry	Ha	0.1525	0.5000			0.0763
								Horticulture	Ha	0.22634	0.000			0.0000
	2109	MasanagilravvaKomDevendrappa		192	6	Machinery	SoilMoistureConservation	TCB	Ha	0.05741	0.4500	14.625	75.574	0.0258
								WasteWair	No	0.0500	1			0.0500
								Forestry	Ha	0.1525	0.3000			0.0458
								Horticulture	Ha	0.22634	0.000			0.0000
	2110	MasanagiParameshappa		192	7	Machinery	SoilMoistureConservation	TCB	Ha	0.05741	0.9000	14.625	75.574	0.0517
								WasteWair	No	0.0500	1			0.0500
								Forestry	Ha	0.1525	0.4000			0.0610
								Horticulture	Ha	0.22634	0.000			0.0000
	2111	MasanagiShivanandappa		192	8	Machinery	SoilMoistureConservation	TCB	Ha	0.05741	0.3000	14.625	75.574	0.0172
								WasteWair	No	0.0500	0			0.0000
								Forestry	Ha	0.1525	0.3000			0.0458
								Horticulture	Ha	0.22634	0.000			0.0000
	2112	MasangiChannbasappaBinMalakappa		192	9	Machinery	SoilMoistureConservation	TCB	Ha	0.05741	0.3000	14.625	75.574	0.0172
								WasteWair	No	0.0500	0			0.0000
								Forestry	Ha	0.1525	0.3000			0.0458
								Horticulture	Ha	0.22634	0.000			0.0000
	2113	HottigoudarChannabasavvaKomShivanagouda		193	1+2+3	Machinery	SoilMoistureConservation	TCB	Ha	0.05741	0.6900	14.625	75.574	0.0396
								WasteWair	No	0.0500	1			0.0500
								Forestry	Ha	0.1525	0.3000			0.0458
								Horticulture	Ha	0.22634	0.000			0.0000
	2114	HottigoudarKanthanagoudaBinHanumanthappa		193	1+2+3	Machinery	SoilMoistureConservation	TCB	Ha	0.05741	0.6900	14.625	75.574	0.0396
								WasteWair	No	0.0500	1			0.0500
								Forestry	Ha	0.1525	0.4000			0.0610
								Horticulture	Ha	0.22634	0.000			0.0000
	2115	HottigoudarGadigeppa		193	1+2+3	Machinery	SoilMoistureConservation	TCB	Ha	0.05741	1.6000	14.625	75.574	0.0919
								WasteWair	No	0.0500	2			0.1000
								Forestry	Ha	0.1525	0.5000			0.0763
								Horticulture	Ha	0.22634	0.000			0.0000
	2116	HottigoudarMaliyappa		193	1+2+3	Machinery	SoilMoistureConservation	TCB	Ha	0.05741	1.6000	14.625	75.574	0.0919
								WasteWair	No	0.0500	2			0.1000
								Forestry	Ha	0.1525	0.5000			0.0763

							Horticulture	Ha	0.22634	0.000			0.0000
2117	HottigoudarBettappa		193	1+2+3	Machinery	SoilMoistureConservation	TCB	Ha	0.05741	1.6000	14.625	75.574	0.0919
							WasteWair	No	0.0500	2			0.1000
							Forestry	Ha	0.1525	0.5000			0.0763
							Horticulture	Ha	0.22634	0.000			0.0000

VillageName	Farmer Code	FarmerName	Aadhar CardNo	Survey Number	RateType(Manually/Machinery)	ActivityType(SoilMoistureConservationActivity/WaterHarvestingActivity)	ActivityName	Unit	Unit Cost(InLacs)	Proposed Quantity	Latitude(Deg-Min-Sec)	Longitude(Deg-Min-Sec)	TotalCost(InLacs)	Site Photo
	2118	SaradaMahadevappa		194	2#	Machinery	SoilMoistureConservation	TCB	Ha	0.05741	0.5100	14.625	75.574	0.0293
							WasteWair	No	0.0500	1				0.0500
							Forestry	Ha	0.1525	0.3000				0.0458
							Horticulture	Ha	0.22634	0.000				0.0000
	2119	SaradaShivappa		194	2#	Machinery	SoilMoistureConservation	TCB	Ha	0.05741	0.5100	14.625	75.574	0.0293
							WasteWair	No	0.0500	1				0.0500
							Forestry	Ha	0.1525	0.3000				0.0458
							Horticulture	Ha	0.22634	0.000				0.0000
	2120	SaradaUrphAnaveriMaliyappa		194	1	Machinery	SoilMoistureConservation	TCB	Ha	0.05741	1.2000	14.625	75.574	0.0689
							WasteWair	No	0.0500	1				0.0500
							Forestry	Ha	0.1525	0.5000				0.0763
							Horticulture	Ha	0.22634	0.000				0.0000
	2121	SaradaShankrappaBinVirabadrappa		194	2#	Machinery	SoilMoistureConservation	TCB	Ha	0.05741	0.5000	14.625	75.574	0.0287
							WasteWair	No	0.0500	1				0.0500
							Forestry	Ha	0.1525	0.3000				0.0458
							Horticulture	Ha	0.22634	0.000				0.0000
	2122	SaradaNagarajaBinVeevabhadrapa		194	3	Machinery	SoilMoistureConservation	TCB	Ha	0.05741	0.5000	14.625	75.574	0.0287
							WasteWair	No	0.0500	0				0.0000
							Forestry	Ha	0.1525	0.3000				0.0458
							Horticulture	Ha	0.22634	0.100				0.0226
	2123	DollimaradaUrphSaradaMaliyappa		195	1	Machinery	SoilMoistureConservation	TCB	Ha	0.05741	0.2300	14.625	75.574	0.0132
							WasteWair	No	0.0500	0				0.0000
							Forestry	Ha	0.1525	0.3000				0.0458
							Horticulture	Ha	0.22634	0.100				0.0226
	2124	DollimaradaUrphSaradaGurushanthappa		195	10	Machinery	SoilMoistureConservation	TCB	Ha	0.05741	0.8000	14.625	75.574	0.0459
							WasteWair	No	0.0500	1				0.0500
							Forestry	Ha	0.1525	0.4000				0.0610
							Horticulture	Ha	0.22634	0.000				0.0000
	2125	DollimaradaUrphSaradaMaliyappaBinBasappa		195	2	Machinery	SoilMoistureConservation	TCB	Ha	0.05741	0.4800	14.625	75.574	0.0276
							WasteWair	No	0.0500	1				0.0500
							Forestry	Ha	0.1525	0.4000				0.0610
							LRRS	No	2.500	1				2.5000
	2126	ChannagoudraUrphDulamaradaRamanagouda		195	3+4	Machinery	SoilMoistureConservation	TCB	Ha	0.05741	1.1400	14.625	75.574	0.0654
							WasteWair	No	0.0500	1				0.0500
							Forestry	Ha	0.1525	0.3000				0.0458
							Horticulture	Ha	0.22634	0.100				0.0226
	2127	ChannagoudaTnadeShandrappaUrphShankragoudaSaradaUrph		195	5	Machinery	SoilMoistureConservation	TCB	Ha	0.05741	0.5300	14.625	75.574	0.0304
							WasteWair	No	0.0500	1				0.0500
							Forestry	Ha	0.1525	0.3000				0.0458
							Horticulture	Ha	0.22634	0.000				0.0000
	2128	ChannagoudaTandeShankrappaUrphShankragoudaSaradaUrph		195	6	Machinery	SoilMoistureConservation	TCB	Ha	0.05741	0.5600	14.625	75.574	0.0321
							WasteWair	No	0.0500	0				0.0000
							Forestry	Ha	0.1525	0.3000				0.0458
							Horticulture	Ha	0.22634	0.100				0.0226
	2129	RamanagoudaTandeShankrappaUrphShankragoudaSaradaUrph		195	7	Machinery	SoilMoistureConservation	TCB	Ha	0.05741	0.4400	14.625	75.574	0.0253
							WasteWair	No	0.0500	0				0.0000
							Forestry	Ha	0.1525	0.3000				0.0458
							FodderDevelopment	Ha	0.05	0.2				0.0100
	2130	RamangoudaTandeShankarappaUrphShankragoudaSaradaUrph		195	8	Machinery	SoilMoistureConservation	TCB	Ha	0.05741	0.3600	14.625	75.574	0.0207
							WasteWair	No	0.0500	0				0.0000
							Forestry	Ha	0.1525	0.3000				0.0458



	2131	RamanagoudaTamdeShankrappaUrphShankragoudaSaradaUrp	195	9	Machinery	SoilMoistureConservation	Horticulture	Ha	0.22634	0.000									0.0000
							TCB	Ha	0.05741	0.3600	14.625	75.574							0.0207
							WasteWair	No	0.0500	0									0.0000
							Forestry	Ha	0.1525	0.3000									0.0458
							Horticulture	Ha	0.22634	0.000									0.0000

VillageName	Farmer Code	FarmerName	Aadhar CardNo	Survey Number	RateType(Manually/Machinery)	ActivityType(SoilMoistureConservationActivity/WaterHarvestingActivity)	ActivityName	Unit	Unit Cost(InLacs)	Proposed Quantity	Latitude(Deg-Min-Sec)	Longitude(Deg-Min-Sec)	TotalCost(InLacs)	Site Photo
	2132	MasanagiShambu		196	1	Machinery	SoilMoistureConservation	TCB	Ha	0.05741	2.1500	14.625	75.574	0.1234
							WasteWair	No	0.0500	2				0.1000
							Forestry	Ha	0.1525	1.0000				0.1525
							RubbleCheck	No	0.75	1				0.7500
	2133	ChoudappanavaraGadigeppagouda		196	2	Machinery	SoilMoistureConservation	TCB	Ha	0.05741	1.2100	14.625	75.574	0.0695
							WasteWair	No	0.0500	1				0.0500
							Forestry	Ha	0.1525	0.5000				0.0763
							RubbleCheck	No	0.75	1				0.7500
	2134	SharadaGurushanthappa		196	2	Machinery	SoilMoistureConservation	TCB	Ha	0.05741	1.5700	14.625	75.574	0.0901
							WasteWair	No	0.0500	2				0.1000
							Forestry	Ha	0.1525	1.0000				0.1525
							LRRS	No	2.500	1				2.5000
	2135	ChoudappanavaraGadigeppa		196	2	Machinery	SoilMoistureConservation	TCB	Ha	0.05741	1.2000	14.625	75.574	0.0689
							WasteWair	No	0.0500	1				0.0500
							Forestry	Ha	0.1525	0.5000				0.0763
							RubbleCheck	No	0.75	1				0.7500
	2136	SaradaGurushanthappa		196	2	Machinery	SoilMoistureConservation	TCB	Ha	0.05741	1.5800	14.625	75.574	0.0907
							WasteWair	No	0.0500	2				0.1000
							Forestry	Ha	0.1525	1.0000				0.1525
							RubbleCheck	No	0.75	1				0.7500
	2137	MasanagiGangavvaKomNagappa		197	1+2	Machinery	SoilMoistureConservation	TCB	Ha	0.05741	1.3800	14.625	75.574	0.0792
							WasteWair	No	0.0500	1				0.0500
							Forestry	Ha	0.1525	0.5000				0.0763
							Horticulture	Ha	0.22634	0.000				0.0000
	2138	MasangiChandrappa		197	3	Machinery	SoilMoistureConservation	TCB	Ha	0.05741	0.6000	14.625	75.574	0.0344
							WasteWair	No	0.0500	1				0.0500
							Forestry	Ha	0.1525	0.4000				0.0610
							Horticulture	Ha	0.22634	0.000				0.0000
	2139	MasanagiVirupakshappa		197	4	Machinery	SoilMoistureConservation	TCB	Ha	0.05741	0.6000	14.625	75.574	0.0344
							WasteWair	No	0.0500	1				0.0500
							Forestry	Ha	0.1525	0.3000				0.0458
							Horticulture	Ha	0.22634	0.000				0.0000
	2140	HottigoudarKrmaraBinHanumanthappa		198	1+2	Machinery	SoilMoistureConservation	TCB	Ha	0.05741	0.5100	14.625	75.574	0.0293
							WasteWair	No	0.0500	1				0.0500
							Forestry	Ha	0.1525	0.3000				0.0458
							Horticulture	Ha	0.22634	0.000				0.0000
	2141	HottigoudarShivappa		198	1+2	Machinery	SoilMoistureConservation	TCB	Ha	0.05741	1.5400	14.625	75.574	0.0884
							WasteWair	No	0.0500	2				0.1000
							Forestry	Ha	0.1525	1.0000				0.1525
							LRRS	No	2.500	1				2.5000
	2142	HottigoudarPuttappa		198	1+2	Machinery	SoilMoistureConservation	TCB	Ha	0.05741	0.5200	14.625	75.574	0.0299
							WasteWair	No	0.0500	1				0.0500
							Forestry	Ha	0.1525	0.3000				0.0458
							LRRS	No	2.500	1				2.5000
	2143	HottigoudarDoddagouda		198	1+2	Machinery	SoilMoistureConservation	TCB	Ha	0.05741	0.5100	14.625	75.574	0.0293
							WasteWair	No	0.0500	1				0.0500
							Forestry	Ha	0.1525	0.3000				0.0458
							Horticulture	Ha	0.22634	0.000				0.0000
	2144	HottigoudarMalishanthappa		199	1	Machinery	SoilMoistureConservation	TCB	Ha	0.05741	1.6900	14.625	75.574	0.0970
							WasteWair	No	0.0500	2				0.1000
							Forestry	Ha	0.1525	1.0000				0.1525

							Horticulture	Ha	0.22634	0.000			0.0000
2145	DoddaPuttaappanavaraGurushanthappaBinBasavanthappa	199	2	Machinery	SoilMoistureConservation	TCB	Ha	0.05741	0.5000	14.625	75.574	0.0287	
						WasteWair	No	0.0500	1			0.0500	
						Forestry	Ha	0.1525	0.3000			0.0458	
						Horticulture	Ha	0.22634	0.000			0.0000	

VillageName	Farmer Code	FarmerName	Aadhar CardNo	Survey Number	RateType(Manually/Machinery)	ActivityType(SoilMoistureConservationActivity/WaterHarvestingActivity)	ActivityName	Unit	Unit Cost(InLacs)	Proposed Quantity	Latitude(Deg-Min-Sec)	Longitude(Deg-Min-Sec)	TotalCost(InLacs)	Site Photo
	2146	DoddakannagoudarMaheshappa		199 3	Machinery	SoilMoistureConservation	TCB	Ha	0.05741	1.6000	14.625	75.574	0.0919	
							WasteWair	No	0.0500	2			0.1000	
							Forestry	Ha	0.1525	0.5000			0.0763	
							Horticulture	Ha	0.22634	0.000			0.0000	
	2147	DoddakannagoudarVijayaBinMaradappa		199 4	Machinery	SoilMoistureConservation	TCB	Ha	0.05741	0.8000	14.625	75.574	0.0459	
							WasteWair	No	0.0500	1			0.0500	
							Forestry	Ha	0.1525	0.4000			0.0610	
							Horticulture	Ha	0.22634	0.000			0.0000	
	2148	KannagoudaUrphDoddakannagoudaBasavarajaBinMuradappa		199 5	Machinery	SoilMoistureConservation	TCB	Ha	0.05741	0.8000	14.625	75.574	0.0459	
							WasteWair	No	0.0500	1			0.0500	
							Forestry	Ha	0.1525	0.4000			0.0610	
							Horticulture	Ha	0.22634	0.000			0.0000	
	2149	DoddaPuttappanavarJayappaBinBasavanhappa		199 6	Machinery	SoilMoistureConservation	TCB	Ha	0.05741	0.5000	14.625	75.574	0.0287	
							WasteWair	No	0.0500	1			0.0500	
							Forestry	Ha	0.1525	0.3000			0.0458	
							Horticulture	Ha	0.22634	0.000			0.0000	
	2150	DoddaPuttappanavaraKumarBinBasavanhappa		199 7	Machinery	SoilMoistureConservation	TCB	Ha	0.05741	0.5000	14.625	75.574	0.0287	
							WasteWair	No	0.0500	1			0.0500	
							Forestry	Ha	0.1525	0.3000			0.0458	
							Horticulture	Ha	0.22634	0.000			0.0000	
	2151	DoddaPuttappanavaraChannabasappaBinBasavanhappa		199 8	Machinery	SoilMoistureConservation	TCB	Ha	0.05741	0.5000	14.625	75.574	0.0287	
							WasteWair	No	0.0500	1			0.0500	
							Forestry	Ha	0.1525	0.3000			0.0458	
							Horticulture	Ha	0.22634	0.000			0.0000	
	2152	NegalurNeelappa		200 2a	Machinery	SoilMoistureConservation	TCB	Ha	0.05741	0.4000	14.625	75.574	0.0230	
							WasteWair	No	0.0500	1			0.0500	
							Forestry	Ha	0.1525	0.3000			0.0458	
							Horticulture	Ha	0.22634	0.000			0.0000	
	2153	BasavarajaPakkeda		200 1	Machinery	SoilMoistureConservation	TCB	Ha	0.05741	1.2300	14.625	75.574	0.0706	
							WasteWair	No	0.0500	2			0.1000	
							Forestry	Ha	0.1525	0.5000			0.0763	
							Horticulture	Ha	0.22634	0.000			0.0000	
	2154	HavanurShrikanthaBinHanumanthappa		200 2B	Machinery	SoilMoistureConservation	TCB	Ha	0.05741	0.3000	14.625	75.574	0.0172	
							WasteWair	No	0.0500	0			0.0000	
							Forestry	Ha	0.1525	0.3000			0.0458	
							Horticulture	Ha	0.22634	0.000			0.0000	
	2155	DoddabudihalaNingappa		200 2C	Machinery	SoilMoistureConservation	TCB	Ha	0.05741	1.2300	14.625	75.574	0.0706	
							WasteWair	No	0.0500	1			0.0500	
							Forestry	Ha	0.1525	0.5000			0.0763	
							Horticulture	Ha	0.22634	0.000			0.0000	
	2156	DoddabudihalaThrakappa		200 2D	Machinery	SoilMoistureConservation	TCB	Ha	0.05741	2.1900	14.625	75.574	0.1257	
							WasteWair	No	0.0500	2			0.1000	
							Forestry	Ha	0.1525	1.0000			0.1525	
							Horticulture	Ha	0.22634	0.000			0.0000	
	2157	NegluraManjappa		200 2a	Machinery	SoilMoistureConservation	TCB	Ha	0.05741	0.4000	14.625	75.574	0.0230	
							WasteWair	No	0.0500	1			0.0500	
							Forestry	Ha	0.1525	0.3000			0.0458	
							Horticulture	Ha	0.22634	0.000			0.0000	
	2158	BarkiHanumanthappa		200 3	Machinery	SoilMoistureConservation	TCB	Ha	0.05741	1.2300	14.625	75.574	0.0706	
							WasteWair	No	0.0500	1			0.0500	
							Forestry	Ha	0.1525	0.5000			0.0763	

	2159	HavanurRamappaBinHanumanthappa		200	4	Machinery	SoilMoistureConservation	Horticulture	Ha	0.22634	0.000			0.0000
								TCB	Ha	0.05741	0.3000	14.625	75.574	0.0172
								WasteWair	No	0.0500	0			0.0000
								Forestry	Ha	0.1525	0.3000			0.0458
							WaterHarvestingActivity	CD	No	10.000	1			10.0000

VillageName	Farmer Code	FarmerName	Aadhar CardNo	Survey Number	RateType(Manually/Machinery)	ActivityType(SoilMoistureConservationActivity/WaterHarvestingActivity)	ActivityName	Unit	Unit Cost(InLacs)	Proposed Quantity	Latitude(Deg-Min-Sec)	Longitude(Deg-Min-Sec)	TotalCost(InLacs)	Site Photo
	2160	HavanurNingappaBinHanumanthappa		200	5	Machinery	SoilMoistureConservation	TCB	Ha	0.05741	0.2000	14.625	75.574	0.0115
								WasteWair	No	0.0500	0			0.0000
								Forestry	Ha	0.1525	0.3000			0.0458
								Horticulture	Ha	0.22634	0.000			0.0000
	2161	ChinnanavaraManjappa		202	1	Machinery	SoilMoistureConservation	TCB	Ha	0.05741	0.9200	14.625	75.574	0.0528
								WasteWair	No	0.0500	1			0.0500
								Forestry	Ha	0.1525	0.5000			0.0763
							WaterHarvestingActivity	Farmpond	No	1.040	1			1.0400
	2162	ChinnanavaraGutheppa		202	2	Machinery	SoilMoistureConservation	TCB	Ha	0.05741	0.9200	14.625	75.574	0.0528
								WasteWair	No	0.0500	1			0.0500
								Forestry	Ha	0.1525	0.5000			0.0763
							WaterHarvestingActivity	Farmpond	No	1.040	1			1.0400
	2163	ChinnanavaraRavi		202	3	Machinery	SoilMoistureConservation	TCB	Ha	0.05741	0.9200	14.625	75.574	0.0528
								WasteWair	No	0.0500	1			0.0500
								Forestry	Ha	0.1525	0.5000			0.0763
								LRRS	No	2.500	1			2.5000
							WaterHarvestingActivity	Farmpond	No	1.040	1			1.0400
	2164	ChinnanavaraShivaputharppa		202	4	Machinery	SoilMoistureConservation	TCB	Ha	0.05741	0.9200	14.625	75.574	0.0528
								WasteWair	No	0.0500	1			0.0500
								Forestry	Ha	0.1525	0.5000			0.0763
							WaterHarvestingActivity	Farmpond	No	1.040	1			1.0400
	2165	UjjannavaraShekappa		202	5	Machinery	SoilMoistureConservation	TCB	Ha	0.05741	1.3300	14.625	75.574	0.0764
								WasteWair	No	0.0500	1			0.0500
								Forestry	Ha	0.1525	1.0000			0.1525
								Horticulture	Ha	0.22634	0.000			0.0000
	2166	BateraKoteppa		202	5	Machinery	SoilMoistureConservation	TCB	Ha	0.05741	1.4700	14.625	75.574	0.0844
								WasteWair	No	0.0500	0			0.0000
								Forestry	Ha	0.1525	1.0000			0.1525
								Horticulture	Ha	0.22634	0.000			0.0000
	2167	BateraPramila		202	5	Machinery	SoilMoistureConservation	TCB	Ha	0.05741	1.2000	14.625	75.574	0.0689
								WasteWair	No	0.0500	1			0.0500
								Forestry	Ha	0.1525	0.5000			0.0763
								LRRS	No	2.500	1			2.5000
	2168	DoddagoudaTandeMaliyappaNattigoudar		203	1	Machinery	SoilMoistureConservation	TCB	Ha	0.05741	0.8000	14.625	75.574	0.0459
								WasteWair	No	0.0500	1			0.0500
								Forestry	Ha	0.1525	0.4000			0.0610
								LRRS	No	2.500	1			2.5000
	2169	HottigoudarShanthanagoudaBinHanumanthappa		203	2	Machinery	SoilMoistureConservation	TCB	Ha	0.05741	1.3600	14.625	75.574	0.0781
								WasteWair	No	0.0500	1			0.0500
								Forestry	Ha	0.1525	0.5000			0.0763
								LRRS	No	2.500	1			2.5000
	2170	HottigoudarNingappaBinPuttappa		203	3	Machinery	SoilMoistureConservation	TCB	Ha	0.05741	0.4600	14.625	75.574	0.0264
								WasteWair	No	0.0500	1			0.0500
								Forestry	Ha	0.1525	0.4000			0.0610
								LRRS	No	2.500	1			2.5000
	2171	SannagoudaTandeMaliyappaHottigoudar		203	4	Machinery	SoilMoistureConservation	TCB	Ha	0.05741	0.8000	14.625	75.574	0.0459
								WasteWair	No	0.0500	1			0.0500
								Forestry	Ha	0.1525	0.3000			0.0458
							WaterHarvestingActivity	CD	No	10.000	1			10.0000
								LRRS	No	2.500	1			2.5000
	2172	HottigoudarGurushanthappaBinPuttappa		203	5	Machinery	SoilMoistureConservation	TCB	Ha	0.05741	0.4500	14.625	75.574	0.0258

							WasteWair	No	0.0500	0			0.0000	
							Forestry	Ha	0.1525	0.3000			0.0458	
							RubbleCheck	No	0.75	1			0.7500	
	2173	HottigoudarViranagoudaGadigeppa		203	6	Machinery	SoilMoistureConservation	TCB	Ha	0.05741	0.4500	14.625	75.574	0.0258
							WasteWair	No	0.0500	1			0.0500	

VillageName	Farmer Code	FarmerName	Aadhar CardNo	Survey Number	RateType(Manually/Machinery)	ActivityType(SoilMoistureConservationActivity/WaterHarvestingActivity)	ActivityName	Unit	Unit Cost(InLacs)	Proposed Quantity	Latitude(Deg-Min-Sec)	Longitude(Deg-Min-Sec)	TotalCost(InLacs)	Site Photo
							Forestry	Ha	0.1525	0.3000			0.0458	
							Horticulture	Ha	0.22634	0.000			0.0000	
Yerekuppi	2174	MasanagiNilavvaKomMaliyappa		60	1	Machinery	SoilMoistureConservation	TCB	Ha	0.05741	2.8300	14.625	75.574	0.1625
4D4C2G1e							WasteWair	No	0.0500	1				0.0500
							Forestry	Ha	0.1525	0.0000				0.0000
							Horticulture	Ha	0.22634	1.500				0.3395
	2175	MahamadShaphi		60	2	Machinery	SoilMoistureConservation	TCB	Ha	0.05741	2.5500	14.625	75.574	0.1464
							WasteWair	No	0.0500	2				0.1000
							Forestry	Ha	0.1525	1.0000				0.1525
							Horticulture	Ha	0.22634	0.000				0.0000
	2176	TolaliDyavappa		61	1	Machinery	SoilMoistureConservation	TCB	Ha	0.05741	1.6000	14.625	75.574	0.0919
							WasteWair	No	0.0500	2				0.1000
							Forestry	Ha	0.1525	1.0000				0.1525
							Horticulture	Ha	0.22634	0.000				0.0000
	2177	TolaliDyavappa		61	2	Machinery	SoilMoistureConservation	TCB	Ha	0.05741	2.8900	14.625	75.574	0.1659
							WasteWair	No	0.0500	2				0.1000
							Forestry	Ha	0.1525	1.0000				0.1525
							Horticulture	Ha	0.22634	1.000				0.2263
	2178	TolaliDyavappa		61	3	Machinery	SoilMoistureConservation	TCB	Ha	0.05741	2.5100	14.625	75.574	0.1441
							WasteWair	No	0.0500	0				0.0000
							Forestry	Ha	0.1525	0.0000				0.0000
							Horticulture	Ha	0.22634	0.000				0.0000
	2179	TolaliRavi		61	4	Machinery	SoilMoistureConservation	TCB	Ha	0.05741	2.5200	14.625	75.574	0.1447
							WasteWair	No	0.0500	0				0.0000
							Forestry	Ha	0.1525	0.0000				0.0000
							Horticulture	Ha	0.22634	0.000				0.0000
	2180	TolaliRavi		61	5	Machinery	SoilMoistureConservation	TCB	Ha	0.05741	1.2300	14.625	75.574	0.0706
							WasteWair	No	0.0500	1				0.0500
							Forestry	Ha	0.1525	0.5000				0.0763
							Horticulture	Ha	0.22634	0.000				0.0000
	2181	OlekaraMahesha		62		Machinery	SoilMoistureConservation	TCB	Ha	0.05741	0.5000	14.625	75.574	0.0287
							WasteWair	No	0.0500	1				0.0500
							Forestry	Ha	0.1525	0.3000				0.0458
							Horticulture	Ha	0.22634	0.000				0.0000
	2182	OlekaraManjappa		62		Machinery	SoilMoistureConservation	TCB	Ha	0.05741	0.8100	14.625	75.574	0.0465
							WasteWair	No	0.0500	0				0.0000
							Forestry	Ha	0.1525	0.0000				0.0000
							Horticulture	Ha	0.22634	0.000				0.0000
	2183	TalavaraRamappa		62		Machinery	SoilMoistureConservation	TCB	Ha	0.05741	1.8000	14.625	75.574	0.1033
							WasteWair	No	0.0500	0				0.0000
							Forestry	Ha	0.1525	0.0000				0.0000
							Horticulture	Ha	0.22634	0.000				0.0000
	2184	OlekaraDurgappa		62		Machinery	SoilMoistureConservation	TCB	Ha	0.05741	0.5000	14.625	75.574	0.0287
							WasteWair	No	0.0500	1				0.0500
							Forestry	Ha	0.1525	0.3000				0.0458
							Horticulture	Ha	0.22634	0.000				0.0000
	2185	OlekaraUrphTalavaraNagappa		62	1e9	Machinery	SoilMoistureConservation	TCB	Ha	0.05741	1.6500	14.625	75.574	0.0947
							WasteWair	No	0.0500	0				0.0000
							Forestry	Ha	0.1525	1.0000				0.1525
							Horticulture	Ha	0.22634	0.000				0.0000
	2186	TalavaraUrphOlekaraYashanthaBinNagappaSadaraTandeNa		62	1e9	Machinery	SoilMoistureConservation	TCB	Ha	0.05741	0.4000	14.625	75.574	0.0230



								WasteWair	No	0.0500	0			0.0000
								Forestry	Ha	0.1525	0.0000			0.0000
								Horticulture	Ha	0.22634	0.000			0.0000
	2187	SanthoshaTandeBalakrishanMenan		62	2B	Machinery	SoilMoistureConservation	TCB	Ha	0.05741	0.5200	14.625	75.574	0.0299
								WasteWair	No	0.0500	1			0.0500

VillageName	Farmer Code	FarmerName	Aadhar CardNo	Survey Number	RateType(Manually/Machinery)	ActivityType(SoilMoistureConservationActivity/WaterHarvestingActivity)	ActivityName	Unit	Unit Cost(InLacs)	Proposed Quantity	Latitude(Deg-Min-Sec)	Longitude(Deg-Min-Sec)	TotalCost(InLacs)	Site Photo
							Forestry	Ha	0.1525	0.3000			0.0458	
							Horticulture	Ha	0.22634	0.000			0.0000	
	2188	BajaraddiBhimappa		62	2es	Machinery	SoilMoistureConservation	TCB	Ha	0.05741	0.3000	14.625	75.574	0.0172
							WasteWair	No	0.0500	0			0.0000	
							Forestry	Ha	0.1525	0.3000			0.0458	
							Horticulture	Ha	0.22634	0.000			0.0000	
	2189	BajaraddiParashurama		62	2es	Machinery	SoilMoistureConservation	TCB	Ha	0.05741	0.3000	14.625	75.574	0.0172
							WasteWair	No	0.0500	0			0.0000	
							Forestry	Ha	0.1525	0.3000			0.0458	
							Horticulture	Ha	0.22634	0.200			0.0453	
	2190	BajaraddiNagappa		62	2es	Machinery	SoilMoistureConservation	TCB	Ha	0.05741	0.6000	14.625	75.574	0.0344
							WasteWair	No	0.0500	0			0.0000	
							Forestry	Ha	0.1525	0.3000			0.0458	
							Horticulture	Ha	0.22634	0.000			0.0000	
	2191	SanthoshaTandeBalakrishanMenan		62	3B	Machinery	SoilMoistureConservation	TCB	Ha	0.05741	0.4000	14.625	75.574	0.0230
							WasteWair	No	0.0500	0			0.0000	
							Forestry	Ha	0.1525	0.0000			0.0000	
							Horticulture	Ha	0.22634	0.000			0.0000	
	2192	BajaraddiBhimappa		62	3es	Machinery	SoilMoistureConservation	TCB	Ha	0.05741	0.3000	14.625	75.574	0.0172
							WasteWair	No	0.0500	0			0.0000	
							Forestry	Ha	0.1525	0.1000			0.0153	
							Horticulture	Ha	0.22634	0.000			0.0000	
	2193	BajaraddiParashurama		62	3es	Machinery	SoilMoistureConservation	TCB	Ha	0.05741	0.3000	14.625	75.574	0.0172
							WasteWair	No	0.0500	0			0.0000	
							Forestry	Ha	0.1525	0.1000			0.0153	
							Horticulture	Ha	0.22634	0.000			0.0000	
	2194	BajaraddiNagappa		62	3es	Machinery	SoilMoistureConservation	TCB	Ha	0.05741	0.6000	14.625	75.574	0.0344
							WasteWair	No	0.0500	0			0.0000	
							Forestry	Ha	0.1525	0.1000			0.0153	
							Horticulture	Ha	0.22634	0.300			0.0679	
	2195	TalavaraUrphOlekaraAshokappaBinHanumappa		62	5	Machinery	SoilMoistureConservation	TCB	Ha	0.05741	1.6000	14.625	75.574	0.0919
							WasteWair	No	0.0500	2			0.1000	
							Forestry	Ha	0.1525	1.0000			0.1525	
							Horticulture	Ha	0.22634	0.400			0.0905	
	2196	BasavaradderaTirakappa		63	1es	Machinery	SoilMoistureConservation	TCB	Ha	0.05741	0.4800	14.625	75.574	0.0276
							WasteWair	No	0.0500	0			0.0000	
							Forestry	Ha	0.1525	0.3000			0.0458	
							Horticulture	Ha	0.22634	0.000			0.0000	
	2197	BasavaradderaHanumanthareddi		63	1es	Machinery	SoilMoistureConservation	TCB	Ha	0.05741	0.4800	14.625	75.574	0.0276
							WasteWair	No	0.0500	0			0.0000	
							Forestry	Ha	0.1525	0.3000			0.0458	
							Horticulture	Ha	0.22634	0.000			0.0000	
	2198	BasavaradderaShanthavva		63	1es	Machinery	SoilMoistureConservation	TCB	Ha	0.05741	0.4900	14.625	75.574	0.0281
							WasteWair	No	0.0500	1			0.0500	
							Forestry	Ha	0.1525	0.3000			0.0458	
							Horticulture	Ha	0.22634	0.000			0.0000	
	2199	RajanalliPrakashaBinRamappa		63		Machinery	SoilMoistureConservation	TCB	Ha	0.05741	0.8000	14.625	75.574	0.0459
							WasteWair	No	0.0500	2			0.1000	
							Forestry	Ha	0.1525	0.0000			0.0000	
							Horticulture	Ha	0.22634	0.000			0.0000	
	2200	AjjerLakshmana		63		Machinery	SoilMoistureConservation	TCB	Ha	0.05741	0.4000	14.625	75.574	0.0230

								WasteWair	No	0.0500	1			0.0500
								Forestry	Ha	0.1525	0.1000			0.0153
								Horticulture	Ha	0.22634	0.000			0.0000
	2201	HorakeriNagappa		63	1e9	Machinery	SoilMoistureConservation	TCB	Ha	0.05741	0.7500	14.625	75.574	0.0431
								WasteWair	No	0.0500	1			0.0500

VillageName	Farmer Code	FarmerName	Aadhar CardNo	Survey Number	RateType(Manually/Machinery)	ActivityType(SoilMoistureConservationActivity/WaterHarvestingActivity)	ActivityName	Unit	Unit Cost(InLacs)	Proposed Quantity	Latitude(Deg-Min-Sec)	Longitude(Deg-Min-Sec)	TotalCost(InLacs)	Site Photo
							Forestry	Ha	0.1525	0.3000			0.0458	
							Horticulture	Ha	0.22634	0.000			0.0000	
	2202	Ajjerathnavva		63	2	Machinery	SoilMoistureConservation	TCB	Ha	0.05741	0.8000	14.625	75.574	0.0459
							WasteWair	No	0.0500	1				0.0500
							Forestry	Ha	0.1525	0.3000				0.0458
							Horticulture	Ha	0.22634	0.000				0.0000
	2203	BasavaradderaSharamma		63	2	Machinery	SoilMoistureConservation	TCB	Ha	0.05741	0.9200	14.625	75.574	0.0528
							WasteWair	No	0.0500	1				0.0500
							Forestry	Ha	0.1525	0.4000				0.0610
							Horticulture	Ha	0.22634	0.000				0.0000
	2204	BasavaradderaSharamma		63	3	Machinery	SoilMoistureConservation	TCB	Ha	0.05741	0.6800	14.625	75.574	0.0390
							WasteWair	No	0.0500	1				0.0500
							Forestry	Ha	0.1525	0.3000				0.0458
							Horticulture	Ha	0.22634	0.000				0.0000
	2205	KadlegodiShashikalaKomRamesh		63	3	Machinery	SoilMoistureConservation	TCB	Ha	0.05741	2.4600	14.625	75.574	0.1412
							WasteWair	No	0.0500	3				0.1500
							Forestry	Ha	0.1525	1.0000				0.1525
							Horticulture	Ha	0.22634	0.000				0.0000
	2206	ItagiMalavvaKomDyavappa		63	4	Machinery	SoilMoistureConservation	TCB	Ha	0.05741	0.7200	14.625	75.574	0.0413
							WasteWair	No	0.0500	1				0.0500
							Forestry	Ha	0.1525	0.1000				0.0153
							Horticulture	Ha	0.22634	0.000				0.0000
	2207	BajaraddiDyavakkaKomKrishnappa		64	1	Machinery	SoilMoistureConservation	TCB	Ha	0.05741	1.4400	14.625	75.574	0.0827
							WasteWair	No	0.0500	1				0.0500
							Forestry	Ha	0.1525	0.3000				0.0458
							Horticulture	Ha	0.22634	0.000				0.0000
	2208	ShiranalliMukhundappa		64	1	Machinery	SoilMoistureConservation	TCB	Ha	0.05741	0.6700	14.625	75.574	0.0385
							WasteWair	No	0.0500	0				0.0000
							Forestry	Ha	0.1525	0.3000				0.0458
							Horticulture	Ha	0.22634	0.000				0.0000
	2209	ShiranalliPrabhu		64	1	Machinery	SoilMoistureConservation	TCB	Ha	0.05741	0.6700	14.625	75.574	0.0385
							WasteWair	No	0.0500	0				0.0000
							Forestry	Ha	0.1525	0.3000				0.0458
							Horticulture	Ha	0.22634	0.000				0.0000
	2210	ChavaraddiPrakasha		64	2	Machinery	SoilMoistureConservation	TCB	Ha	0.05741	1.5600	14.625	75.574	0.0896
							WasteWair	No	0.0500	1				0.0500
							Forestry	Ha	0.1525	0.5000				0.0763
							Horticulture	Ha	0.22634	0.500				0.1132
	2211	KadligodiRamesha		64	2+3	Machinery	SoilMoistureConservation	TCB	Ha	0.05741	6.0600	14.625	75.574	0.3479
							WasteWair	No	0.0500	2				0.1000
							Forestry	Ha	0.1525	1.0000				0.1525
							Horticulture	Ha	0.22634	0.000				0.0000
	2212	GiriradderaSushilammaKomVishnappa		64	3	Machinery	SoilMoistureConservation	TCB	Ha	0.05741	0.6000	14.625	75.574	0.0344
							WasteWair	No	0.0500	0				0.0000
							Forestry	Ha	0.1525	0.3000				0.0458
							Horticulture	Ha	0.22634	0.000				0.0000
	2213	BajaraddiBhimappa		64	4	Machinery	SoilMoistureConservation	TCB	Ha	0.05741	0.2500	14.625	75.574	0.0144
							WasteWair	No	0.0500	0				0.0000
							Forestry	Ha	0.1525	0.0000				0.0000
							Horticulture	Ha	0.22634	0.000				0.0000
	2214	PramodaraddiTandeManjappaBajaraddi		64	4	Machinery	SoilMoistureConservation	TCB	Ha	0.05741	0.6500	14.625	75.574	0.0373

								WasteWair	No	0.0500	1			0.0500
								Forestry	Ha	0.1525	0.4000			0.0610
								Horticulture	Ha	0.22634	0.000			0.0000
	2215	BajaraddiParashurama		64	423	Machinery	SoilMoistureConservation	TCB	Ha	0.05741	0.2500	14.625	75.574	0.0144
								WasteWair	No	0.0500	1			0.0500

VillageName	Farmer Code	FarmerName	Aadhar CardNo	Survey Number	RateType(Manually/Machinery)	ActivityType(SoilMoistureConservationActivity/WaterHarvestingActivity)	ActivityName	Unit	Unit Cost(InLacs)	Proposed Quantity	Latitude(Deg-Min-Sec)	Longitude(Deg-Min-Sec)	TotalCost(InLacs)	Site Photo
							Forestry	Ha	0.1525	0.0000			0.0000	
							Horticulture	Ha	0.22634	0.0000			0.0000	
	2216	BajaraddiManjappa		64	5e9	Machinery	SoilMoistureConservation	TCB	Ha	0.05741	0.4000	14.625	75.574	0.0230
							WasteWair	No	0.0500	0				0.0000
							Forestry	Ha	0.1525	0.0000				0.0000
							Horticulture	Ha	0.22634	0.0000				0.0000
	2217	PramodaraddiTandeManjappabajaraddi		64	5e2	Machinery	SoilMoistureConservation	TCB	Ha	0.05741	0.7400	14.625	75.574	0.0425
							WasteWair	No	0.0500	1				0.0500
							Forestry	Ha	0.1525	0.0000				0.0000
							Horticulture	Ha	0.22634	0.0000				0.0000
	2218	BajaraddiSuryappa		64	6	Machinery	SoilMoistureConservation	TCB	Ha	0.05741	1.7800	14.625	75.574	0.1022
							WasteWair	No	0.0500	0				0.0000
							Forestry	Ha	0.1525	0.5000				0.0763
							Horticulture	Ha	0.22634	0.0000				0.0000
	2219	KadlegondiShashikalaKomRamesh		65	1	Machinery	SoilMoistureConservation	TCB	Ha	0.05741	2.4100	14.625	75.574	0.1384
							WasteWair	No	0.0500	1				0.0500
							Forestry	Ha	0.1525	1.0000				0.1525
							Horticulture	Ha	0.22634	0.0000				0.0000
	2220	BasavaradderaPundalikappa		65	2	Machinery	SoilMoistureConservation	TCB	Ha	0.05741	1.5000	14.625	75.574	0.0861
							WasteWair	No	0.0500	0				0.0000
							Forestry	Ha	0.1525	0.5000				0.0763
							Horticulture	Ha	0.22634	0.0000				0.0000
	2221	KadlegondiShashikalaKomRamesh		65	3	Machinery	SoilMoistureConservation	TCB	Ha	0.05741	2.4000	14.625	75.574	0.1378
							WasteWair	No	0.0500	1				0.0500
							Forestry	Ha	0.1525	1.0000				0.1525
							Horticulture	Ha	0.22634	0.0000				0.0000
	2222	BanakaraSuma		65	4	Machinery	SoilMoistureConservation	TCB	Ha	0.05741	0.8000	14.625	75.574	0.0459
							WasteWair	No	0.0500	0				0.0000
							Forestry	Ha	0.1525	0.0000				0.0000
							Horticulture	Ha	0.22634	0.0000				0.0000
	2223	KadlegondiShashikalaKomRamesh		66	1	Machinery	SoilMoistureConservation	TCB	Ha	0.05741	2.5200	14.625	75.574	0.1447
							WasteWair	No	0.0500	2				0.1000
							Forestry	Ha	0.1525	1.0000				0.1525
							Horticulture	Ha	0.22634	0.0000				0.0000
	2224	PrashanthaKumarHullatti		66	2	Machinery	SoilMoistureConservation	TCB	Ha	0.05741	1.1600	14.625	75.574	0.0666
							WasteWair	No	0.0500	1				0.0500
							Forestry	Ha	0.1525	0.5000				0.0763
							Horticulture	Ha	0.22634	0.0000				0.0000
	2225	KadlegondiShashikalaKomRamesh		66	3	Machinery	SoilMoistureConservation	TCB	Ha	0.05741	2.6300	14.625	75.574	0.1510
							WasteWair	No	0.0500	2				0.1000
							Forestry	Ha	0.1525	1.0000				0.1525
							Horticulture	Ha	0.22634	0.0000				0.0000
	2226	HullattiPhakiraddi		66	4	Machinery	SoilMoistureConservation	TCB	Ha	0.05741	1.1600	14.625	75.574	0.0666
							WasteWair	No	0.0500	0				0.0000
							Forestry	Ha	0.1525	0.0000				0.0000
							Horticulture	Ha	0.22634	0.0000				0.0000
	2227	ArkachariViresha		67		Machinery	SoilMoistureConservation	TCB	Ha	0.05741	1.6000	14.625	75.574	0.0919
							WasteWair	No	0.0500	1				0.0500
							Forestry	Ha	0.1525	0.4000				0.0610
							Horticulture	Ha	0.22634	0.0000				0.0000
	2228	ArkachariVirappa		67		Machinery	SoilMoistureConservation	TCB	Ha	0.05741	0.3500	14.625	75.574	0.0201

							WasteWair	No	0.0500	0			0.0000	
							Forestry	Ha	0.1525	0.3000			0.0458	
							Horticulture	Ha	0.22634	0.000			0.0000	
	2229	BadigerMurujavappaBinVirupakshappa		67		Machinery	SoilMoistureConservation	TCB	Ha	0.05741	0.3200	14.625	75.574	0.0184
							WasteWair	No	0.0500	0			0.0000	

VillageName	Farmer Code	FarmerName	Aadhar CardNo	Survey Number	RateType(Manualy/Machinery)	ActivityType(SoilMoistureConservationActivity/WaterHarvestingActivity)	ActivityName	Unit	Unit Cost(InLacs)	Proposed Quantity	Latitude(Deg-Min-Sec)	Longitude (Deg-Min-Sec)	TotalCost(InLacs)	Site Photo
							Forestry	Ha	0.1525	0.4000			0.0610	
							Horticulture	Ha	0.22634	0.000			0.0000	
	2230	BadigerChannappaBinBadivalappa		67	1 <sup>23</sup>	Machinery	SoilMoistureConservation	TCB	0.05741	1.2700	14.625	75.574	0.0729	
							WasteWair	No	0.0500	1			0.0500	
							Forestry	Ha	0.1525	0.3000			0.0458	
							Horticulture	Ha	0.22634	0.000			0.0000	
	2231	RathanavvaKomKrishnappaBadiger		67	2	Machinery	SoilMoistureConservation	TCB	0.05741	0.7100	14.625	75.574	0.0408	
							WasteWair	No	0.0500	1			0.0500	
							Forestry	Ha	0.1525	0.3000			0.0458	
							Horticulture	Ha	0.22634	0.000			0.0000	
	2232	BadigerUrphArkachariVirachariBinJakanappa		67	3 <sup>23</sup>	Machinery	SoilMoistureConservation	TCB	0.05741	0.3500	14.625	75.574	0.0201	
							WasteWair	No	0.0500	1			0.0500	
							Forestry	Ha	0.1525	0.1000			0.0153	
							Horticulture	Ha	0.22634	0.000			0.0000	
	2233	JakanappaTandeNagappaBadagiUrphBadigera		67	4 <sup>23</sup>	Machinery	SoilMoistureConservation	TCB	0.05741	0.4100	14.625	75.574	0.0235	
							WasteWair	No	0.0500	0			0.0000	
							Forestry	Ha	0.1525	1.0000			0.1525	
							Horticulture	Ha	0.22634	0.000			0.0000	
	2234	BadigerUrphArkachariParameshwrappa		67	5	Machinery	SoilMoistureConservation	TCB	0.05741	0.1300	14.625	75.574	0.0075	
							WasteWair	No	0.0500	0			0.0000	
							Forestry	Ha	0.1525	0.1000			0.0153	
							Horticulture	Ha	0.22634	0.000			0.0000	
	2235	HanumantappaTandeKrishnappaKalagannanavarUrphMalavall		67	6	Machinery	SoilMoistureConservation	TCB	0.05741	0.3000	14.625	75.574	0.0172	
							WasteWair	No	0.0500	0			0.0000	
							Forestry	Ha	0.1525	0.1000			0.0153	
							Horticulture	Ha	0.22634	0.000			0.0000	
	2236	KantheshaThindappaChigateri		67	7	Machinery	SoilMoistureConservation	TCB	0.05741	0.3000	14.625	75.574	0.0172	
							WasteWair	No	0.0500	0			0.0000	
							Forestry	Ha	0.1525	0.1000			0.0153	
							Horticulture	Ha	0.22634	0.000			0.0000	



4.NetPlanningandProjectactivities

Rsinlakhs

[Chapter-IV]4.5DetailsofVegetativeCoverActivities

PlantationType:HorticulturteActivities

VillageName	FarmerName:	FarmerCode	AadharCardNo.	RateType(Manually/Machinery)	SurveyNo:	Total Area (Ha.)	Proposed Area(Ha.)	Activity/Model/Plant/CropName:	Numberof PlantsPer Ha	No.of plants	Methodofirrigation(Drip/Ring/Surface)	Sourceofirrigation(Canal/Rainfed/Well)	AreaasperTypeOfLand(Ha.)		OwnershipofLand(CommunityLand/PrivateLand/Other)	Latitude(Deg-Min-Sec)	Longitude (Deg-Min-Sec)
													WasteLand	Cultivable			
Sarvanda,Joisarahalli,Hulihalli,Yerekuppi4D4C2G1e	CHAPTER4.4ALLFARMERS			Manually		16.00	16.00	COCONUT,SAPOTA,CURRYLEAF,GUAVA,MANGO,LEMONGON	100	1600	DRIP Irrigation	BOREWELL	0	16.00	PrivateLand		

[Chapter-IV]4.5A DetailsofVegetativeCoverActivities

PlantationType:AfforestationActivities

VillageName	FarmerName:	FarmerCode	AadharCard No.	RateType(Manually/Machinery)	SurveyNo:	TotalArea (Ha.)	Proposed Area(Ha.)	Activity/Model/Plant/Crop Name:	Numberof PlantsPer Ha	No.ofplants	Methodofirrigation(Drip/Rirng/Surface)	Sourceofirrigation(Canal/Rainfed/Well)	AreaasperTypeOfLand(Ha.)		OwnershipofLand(CommunityLand/PrivateLand/Other Land)
													WasteLand	Cultivable	
Sarvanda,Joisarahalli, HuliHalli,Yerekuppi4D4 C2G1e	CHAPTER4.4 ALLFARMERS			Manually		76.00	76.00	TEAK, SILVEROAK,MAHAGHONI,BAMBOO	100	7600	DRIP Irrigation	BOREWELL	0	76.00	PrivateLand

[Chapter-IV]4.5B.DetailsofVegetativeCoverActivitiePlantationType:Fodderdevelopment

VillageName	FarmerName:	FarmerCode	AadharCard No.	RateType(Manually/Machinery)	SurveyNo:	TotalArea (Ha.)	Proposed Area(Ha.)	Activity/Model/Plant/Crop Name:	Numberof PlantsPer Ha	No.ofplants	Methodofirrigation(Drip/Rirng/Surface)	Sourceofirrigation(Canal/Rainfed/Well)	AreaasperTypeOfLand(Ha.)		OwnershipofLand(CommunityLand/PrivateLand/Other Land)
													WasteLand	Cultivable	
Sarvanda,Joisarahalli, HuliHalli,Yerekuppi4D4 C2G1e	CHAPTER4.4 ALLFARMERS			Manually		2.00	2.00	PLANTINGOFFODDER CROPVIZ NAPIERGRASS &LUCERN	10000	20000	DRIP Irrigation	BOREWELL	0	2.00	PrivateLand

[Chapter-IV]4.5CDetailsofVegetativeCoverActivitiesPlantationType:NurseryActivities

VillageName	FarmerName:	FarmerCode	AadharCard No.	RateType(Manually/Machinery)	SurveyNo:	TotalArea (Ha.)	Proposed Area(Ha.)	Activity/Model/Plant/Crop Name:	Numberof PlantsPer Ha	No.ofplants	Methodofirrigation(Drip/Rirng/Surface)	Sourceofirrigation(Canal/Rainfed/Well)	AreaasperTypeOfLand(Ha.)		OwnershipofLand(CommunityLand/PrivateLand/Other Land)
													WasteLand	Cultivable	
Sarvanda,Joisarahalli, HuliHalli,Yerekuppi4D4 C2G1e	CHAPTER4.4 ALLFARMERS			Manually		16.00	16.00	COCONUT,SAPO TA,CURRYLEAF, GUAVA,MANGO, LEMON	100	1600	DRIP Irrigation	BOREWELL	0	16.00	PrivateLand

#### 4.NetPlanningandProjectactivities

Rsinlakhs

Itisforallreaches(upper,middleandlower)andalsoforPrivate,Commonanddraingelineareas

#### [Chapter-IV]4.1 ,4.1ABaseline Data -Village wise SurveyNumbers &Farmerwise SurveyNumbers

MICROCODE	NameofFarmer	Farmer Code	SurveyNo	Area (Ha)	
Hulihalli	BasavareddiPhakkirappa	2237	166	1	1.64
					0.08
					0.1525
					0.22634
4D4C2G1f	BasavaredderNilammaKomHanumaraddi	2238	166	2	1.64
					0.08
					0.1525
					0.22634
	Basavareddibasavareddi	2239	166	3	3.15
					0.08
					0.1525
					1
	KasavvaBasavareddiUrphBasavareddir	2240	166	5	2.4
					0.08
					0.1525
					1
	GiraddiShanjevareddi	2241	168	1	2.07
					0.08
					0.1525
					0.22634
	HoliyachiSundaravva	2242	168	2	1.16
					0.08
					0.1525
					0.22634
	HoliyachiSundaravva	2243	168	2	1.16
					0.08
					0.1525

					0.22634
--	--	--	--	--	---------

MICROCODE	NameofFarmer	Farmer Code	SurveyNo		Area (Ha)
	YogiAshok	2244	168	3	3.05
					0.08
					0.1525
					1
					0.22634
	KaddiHalappa	2245	168	4	1.56
					0.08
					0.1525
					0.22634
	KaddiyavaraVasudheva	2246	168	4	1.53
					0.08
					0.1525
					0.22634
	BasavaredderaBasavareddi	2247	169	1	1.2
					0.08
					0.1525
					0.22634
	BasavaredderaBhimappa	2248	169	2	1.2
					0.08
					0.1525
					0.22634
	BasavaradderaPundalikappa	2249	169	3	2
					0.08
					0.1525
					0.22634
	BasavaradderaNilammaKomHanumareddi	2250	170	1	1.26
					0.08
					0.1525
					0.22634
	BasavaradderaManohara	2251	170	1	1.26
					0.08
					0.1525

MICROCODE	NameofFarmer	Farmer Code	SurveyNo		Area (Ha)
					0.22634
	BasavaradderaVenkareddi	2252	170	2	1.9
					0.08
					0.1525
					0.22634
	PatilPrabhugouda	2253	171	1೉	0.4
					0.08
					0.1525
					0.22634
	DodmaniMallappa	2254	171	1ಠ	0.46
					0.08
					0.1525
					0.22634
	MadaraDonneppa	2255	171	1ಛ	0.54
					0.08
					0.1525
					0.22634
	MadaraUrphKottimaniKotrappa	2256	171	1ಡ	0.83
					0.08
					0.1525
					0.22634
	DoddamaniMallappa	2257	171	1ಞ	0.38
					0.08
					0.1525
					0.22634
	PatilParvatheevaUrphParavva	2258	171	1ಠ	0.63
					0.08
					0.1525
					0.22634
	GudagurSuresha	2259	171	2	0.69
					0.08
					0.1525

MICROCODE	NameofFarmer	Farmer Code	SurveyNo		Area (Ha)
					0.22634
	KoteshaBasappaDoddamaniUrphMadara	2260	171	3	0.38
					0.08
					0.1525
					0.22634
	DoddamaniMailappa	2261	171	4	0.46
					0.08
					0.1525
					0.22634
	GadagurManjunathaBinBasappaSadaraTayirathanvva	2262	171	5	1.09
					0.08
					0.1525
					0.22634
	GudaurHanumappa	2263	171	6	1.09
					0.08
					0.1525
					0.22634
	GudagurMounesha	2264	171	7	1.08
					0.08
					0.1525
					0.22634
	MadhevappaAjjera	2265	171	8	0.4
					0.08
					0.1525
					0.22634
	SolabannanavaraUrphHosalliVishnappa	2266	172	1	2.04
					0.08
					0.1525
					0.22634
	VenkaraddiBinVasappaGiraddi	2267	172	2	2.09
					0.08
					0.1525

MICROCODE	NameofFarmer	Farmer Code	SurveyNo		Area (Ha)
					0.22634
	HullattiPrakasha	2268	173	1	1.81
					0.08
					0.1525
					0.22634
	basavareddiMudukappa	2269	175	2	1.8
					0.08
					0.1525
					0.22634
	ItagiMallavvaKomDyavappa	2270	175	1	0.8
					0.08
					0.1525
					0.22634
	GiraddiKrishanppa	2271	175	1	0.8
					0.08
					0.1525
					0.22634
	GiraddiNingappa	2272	175	1	1.26
					0.08
					0.1525
					0.22634
	PatilUrphBalangourdsKotreshagouda	2273	175	2	1.62
					0.08
					0.1525
					0.22634
	PatilUrphBalanagoudarKotreshagouda	2274	175	2	0.16
					0.08
					0.1525
					0.22634
	PatilUrphbalanagoudarbasavannevva	2275	175	2	2.82
					0.08
					0.1525



MICROCODE	NameofFarmer	Farmer Code	SurveyNo		Area (Ha)
					1
	YaliUrphYalimadhannanavarKarbasappa	2276	176	1೉	0.4
					0.08
					0.1525
					0.22634
	MasanagiHanumanthappa	2277	176	2೉-p2	2.21
					0.08
					0.1525
					1
					0.22634
	HanchinaShivayogi	2278	176	1೉	0.8
					0.08
					0.1525
					0.22634
	BalagoudarNanganagouda	2279	176	1ೞ	1.6
					0.08
					0.1525
					0.22634
	BalagoudarNinganagouda	2280	176	1ೞ	1.2
					0.08
					0.1525
					0.22634
	MasanagiPrakshaBinHanumanthappa	2281	176	2	2.21
					0.08
					0.1525
					0.22634
	MasanagiBasavaraja	2282	176	2	2.21
					0.08
					0.1525
					0.22634
	BelavigiGangappa	2283	177	1೉	1
					0.08

MICROCODE	NameofFarmer	Farmer Code	SurveyNo		Area (Ha)
					0.1525
					0.22634
	BelavigiDharmappa	2284	177	1A	1.05
					0.08
					0.1525
					0.22634
	PatilManjanagouda	2285	177	1+2	1.3
					0.08
					0.1525
					0.22634
	BharamagoudarPadhavvaKomPakkiragouda	2286	177	1+2	1.21
					0.08
					0.1525
					0.22634
	AjaraddiKamalavva	2287	177	1B	2.1
					0.08
					0.1525
					0.22634
	DombaraDhanappaBinMallappa	2288	178	1	2.15
					0.08
					0.1525
					0.22634
	RajanahalliRamappa	2289	178	2	1.08
					0.08
					0.1525
					0.22634
	SivaraddiShivappa	2290	178	3	0.35
					0.08
					0.1525
					0.22634
	SivaradderShanthavvaKomSomareddy	2291	178	4	0.35
					0.08

MICROCODE	NameofFarmer	Farmer Code	SurveyNo		Area (Ha)
					0.1525
					0.22634
	SivaradderThirakareddi	2292	178	5	0.35
					0.08
					0.1525
					0.22634
	MaidhuraVireshareddi	2293	179	2೨	0.77
					0.08
					0.1525
					0.22634
	PinjaraMardanaBiKomMaullaSab	2294	179	2೩	1.17
					0.08
					0.1525
					0.22634
	BalanagoudaManjangouda	2295	179	3೨	1.2
					0.08
					0.1525
					0.22634
	BalanagoudaRupa	2296	179	3೩	1.25
					0.08
					0.1525
					0.22634
	PrakashaHirekerur	2297	179	1೪	0.35
					0.08
					0.1525
					0.22634
	NilavvaHirekerur	2298	179	1೩	0.23
					0.08
					0.1525
					0.22634
	NilavvaHirekerur	2299	179	2೨	0.55
					0.08

MICROCODE	NameofFarmer	Farmer Code	SurveyNo		Area (Ha)
					0.1525
					0.22634
	NagarajaHirekerur	2300	179	29	0.34
					0.08
					0.1525
					0.22634
	BalagoudarSureshagouda	2301	179	20	0.9
					0.08
					0.1525
					0.22634
	BalagoudarHanumagouda	2302	179	20	0.57
					0.08
					0.1525
					0.22634
	AralikattiMailarappaBinBasappa	2303	180	1	0.97
					0.08
					0.1525
					0.005
					60
					0.22634
	AralikattiPuttappaBinBasappa	2304	180	2	0.37
					0.08
					0.1525
					0.22634
	AralikattiPuttappaBinbasappa	2305	180	3	0.6
					0.08
					0.1525
					0.005
	AralikattiHanumanthappaBinBasappa	2306	180	4	1.2
					0.08
					0.1525
					0.22634

MICROCODE	NameofFarmer	Farmer Code	SurveyNo		Area (Ha)
					0.005
	BelavigiDevendrappaBinHanumappa	2307	181	1	2.7
					0.08
					0.1525
					0.22634
	ajaraddiAshok	2308	181	2	3.13
					0.08
					0.1525
					0.22634
	BajaraddiHanumareddi	2309	182	1	3.42
					0.08
					0.1525
					0.22634
	MulimaniKariyappa	2310	182	1	2.43
					0.08
					0.1525
					0.005
	Byadagilrabasanagouda	2311	182	2ೃ	2.51
					0.08
					0.1525
					0.005
	DoddakannagoudaMahesha	2312	182	2ೃ	1.6
					0.08
					0.1525
					0.22634
	DombaraNingappa	2313	183	2ೃ	0.71
					0.08
					0.1525
					0.22634
	DombaraSharadamma	2314	183	3ೃ	1.09
					0.08
					0.1525

MICROCODE	NameofFarmer	Farmer Code	SurveyNo		Area (Ha)
					0.22634
	AshokAjaraddi	2315	183	1	3.15
					0.08
					0.1525
					0.22634
	DombaraKoteppa	2316	183	1-p2	0.71
					0.08
					0.1525
					0.22634
	DombaraKoteppa	2317	183	2೉	0.71
					0.08
					0.1525
					0.22634
	DombaraManjappa	2318	183	2೦	0.71
					0.08
					0.1525
					0.22634
	DombaraGirayappa	2319	183	2೧	0.71
					0.08
					0.1525
					0.22634
	DombaraKoteppa	2320	183	3೉	1.12
					0.08
					0.1525
					0.22634
	DombaraSharadamma	2321	183	3೯	1.09
					0.08
					0.1525
					0.22634
	DombaraManjappa	2322	183	3೦	1.04
					0.08
					0.1525

MICROCODE	NameofFarmer	Farmer Code	SurveyNo		Area (Ha)
					0.22634
	DombaraGirayappa	2323	183	3೨	1.09
					0.08
					0.1525
					0.22634
	BennuraParameshappaBinNingappa	2324	185	1೨	0.7
					0.08
					0.1525
					0.22634
	BalanagoudarBalangouda	2325	185	1೩	1.3
					0.08
					0.1525
					0.22634
	BalanagoudarRathanvva	2326	185	1೪	1.3
					0.08
					0.1525
					0.22634
	PatilDanagouda	2327	185	1೫	0.24
					0.08
					0.1525
					0.22634
	BennuraParameshappaBinNingappa	2328	185	1೬	0.11
					0.08
					0.1525
					0.22634
	BalangoudaNilavva	2329	185	1೭	0.14
					0.08
					0.1525
					0.22634
	BennuraGiriyappaBinNingappa	2330	185	2೨	0.44
					0.08
					0.1525

MICROCODE	NameofFarmer	Farmer Code	SurveyNo		Area (Ha)
					0.22634
	BalangoudaraNilavva	2331	185	2೉	0.82
					0.08
					0.1525
					0.22634
	PatilDanagouda	2332	185	2೯	1.27
					0.08
					0.1525
					0.22634
	BalangoudaUmeshagouda	2333	185	1೉	0.8
					0.08
					0.1525
					0.22634
	BalangoudaBalanagouda	2334	185	1೯	1.3
					0.08
					0.1525
					0.22634
	BalanagoudaRathnavva	2335	185	1೯	1.3
					0.08
					0.1525
					0.22634
	PatilPakkiragouda	2336	185	1೯	0.25
					0.08
					0.1525
					0.22634
	PatilPakkiragouda	2337	185	2೦	1.27
					0.08
					0.1525
					0.22634
	ChamatiPakkirappa	2338	201	1	1.49
					0.08
					0.1525



MICROCODE	NameofFarmer	Farmer Code	SurveyNo		Area (Ha)
					0.22634
	ChamatiYamanavvaKomHanumanthappa	2339	201	2	2.02
					0.08
					0.1525
					0.22634
	AiraniNingavvaKomSiddappa	2340	204	1A	0.12
					0.08
					0.1525
					0.22634
	KambaliBasalingavvaKomBirappa	2341	204	1A	0.12
					0.08
					0.1525
					0.22634
	GangannavaraMallappaBinHanumappa	2342	204	1A	1.03
					0.08
					0.1525
					0.22634
	GangannavaraHanumavvaKomNilappa	2343	204	1A	0.64
					0.08
					0.1525
					0.22634
	PujarSavitravvaKomKariyappa	2344	204	1A	0.12
					0.08
					0.1525
					0.22634
	DombaraChinnappa	2345	204	1B	1.88
					0.08
					0.1525
					1
	SaradaDoddagoudaBinRamangouda	2346	204	2	0.8
					0.08
					0.1525

MICROCODE	NameofFarmer	Farmer Code	SurveyNo		Area (Ha)
					1
	SaradaSomanagouda	2347	204	3	0.8
					0.08
					0.1525
					1
	ManjavvaBinIranagoudaSarada	2348	204	4	0.81
					0.08
					0.1525
					1
	SaradaChandragoudaBinRamanagouda	2349	204	5	0.8
					0.08
					0.1525
					0.22634
	SaradaSomanagoudaBinNagappa	2350	204	6	0.56
					0.08
					0.1525
					1
	KichadiSavavvaKomJayappa	2351	205	1e	0.8
					0.08
					0.15
					0.23
	NingappaTandeBirappaKambali	2352	205	1e	0.40
					0.08
					0.15
					0.23
	MarinayakaraMariyavva	2353	205	1e	1.27
					0.08
					0.15
					0.23
	ChoudappanavaraGuruppagouda	2354	205	2B	1.98
					0.08
					0.15

MICROCODE	NameofFarmer	Farmer Code	SurveyNo		Area (Ha)
					0.23
	BarkiBharmappaBinNagappa	2355	205	2	0.39
					0.08
					0.15
					0.23
	KolleraSumitravva	2356	205	3	0.88
					0.08
					0.15
					0.23
	NingappaTandeBirappaKambali	2357	205	4	0.47
					0.08
					0.15
					0.23
	BarkiShekappaBinNagappa	2358	205	5	0.39
					0.08
					0.15
					0.23
	BarkiThirakappaBinNagappa	2359	205	6	0.39
					0.08
					0.15
					0.23
	BarkiShivappaBinNagappa	2360	205	7	0.39
					0.08
					0.15
					0.23
	BarkiPhakkirappaBinNagappa	2361	205	8	0.39
					0.08
					0.15
					0.23
	BasavaraddiTandePakkireddiKuppelura	2362	206	+20+3	1.40
					0.08
					0.15

MICROCODE	NameofFarmer	Farmer Code	SurveyNo		Area (Ha)
					0.23
	BidariJamalSab	2363	206		0.65
					0.08
					0.15
					0.23
	BidariHusenSab	2364	206	1೧	0.65
					0.08
					0.15
					60.00
					0.01
	PatilShombogouda	2365	206	2೨	1.36
					0.08
					0.15
					0.23
	PatilShombogouda	2366	206	2೧	0.70
					0.08
					0.15
					0.005
	MuddammanavarBasanagouda	2367	206	3A	1.15
					0.08
					0.1525
					0.005
	MuddammanavarBasanagouda	2368	206	3A	1.15
					0.08
					0.1525
					0.005
	KotegoudarShashidhar	2369	206	3B	2.3
					0.08
					0.1525
					1
	PatilRudragouda	2370	206	6	0.7
					0.08

MICROCODE	NameofFarmer	Farmer Code	SurveyNo		Area (Ha)
					0.1525
					0.22634
	DoddamaniVijaya	2371	206	7	1.36
					0.08
					0.1525
					0.22634
	PinjaraModhinSab	2372	207	*	0.82
					0.08
					0.1525
					60
					0.005
	DombaraNilappa	2373	208	1೨	2.05
					0.08
					0.1525
					0.005
	DombaraHanumappa	2374	208	1೨	2.05
					0.08
					0.1525
					0.005
	BidriPhakkirSab	2375	208	1೩	0.4
					0.08
					0.1525
					0.005
	BidariPhirSab	2376	208	1೩	0.79
					0.08
					0.1525
					60
					0.005
	DombaraMallappa	2377	208	2	2.81
					0.08
					0.1525
					100

MICROCODE	NameofFarmer	Farmer Code	SurveyNo		Area (Ha)
					0.005
	BidariPhirSab	2378	208	3	0.8
					0.08
					0.1525
					60
					0.005
	BidriImmanSab	2379	208	4	0.4
					0.08
					0.1525
					0.22634
	BidriNijamSab	2380	208	5	0.4
					0.08
					0.1525
					0.22634
	BidriJamalSab	2381	208	6	0.4
					0.08
					0.1525
					0.22634
	BidriPhirSab	2382	208	7	0.45
					0.08
					0.1525
					1
	AdhinavarNilappa	2383	209	1	0.7
					0.08
					0.1525
					0.22634
	BudihalJayappa	2384	209	3+4	2.8
					0.08
					0.1525
					0.22634
	BennuraShanthavva	2385	209	1	1.57
					0.08

MICROCODE	NameofFarmer	Farmer Code	SurveyNo		Area (Ha)
					0.1525
					0.22634
	JakkannanavarDurgappa	2386	209	3+4B+E	1.94
					0.08
					0.1525
					0.22634
	KrishnappaTandeMallappaBanagar	2387	209	5	0.4
					0.08
					0.1525
					0.22634
	BudihalaLingaraj	2388	209	6	2.93
					0.08
					0.1525
					0.22634
	LakshmiKomManjappaHavanaur	2389	209	7	0.47
					0.08
					0.1525
					0.22634
	DombaraBasavarajaBinSidramappa	2390	210	1	1.4
					0.08
					0.1525
					0.22634
	DombaraSidramappaBinBasappa	2391	210	2	0.26
					0.08
					0.1525
					0.22634
	DombaraNarasappaBinSidramappa	2392	210	3	1.4
					0.08
					0.1525
					0.22634
	AdinaAkkammaKomDilleppa	2393	211	1	0.76
					0.08

MICROCODE	NameofFarmer	Farmer Code	SurveyNo		Area (Ha)
					0.1525
					0.22634
	Budhihalalingaraja	2394	211	2+3	0.76
					0.08
					0.1525
					0.22634
	AdinaAkkammaKomDilleppa	2395	211	4	1.32
					0.08
					0.1525
					0.22634
	AdinaAkkammaKomDilleppa	2396	211	5	0.93
					0.08
					0.1525
					0.22634
	PatilHanumanagouda	2397	212	*	2.76
					0.08
					0.1525
					0.22634
	ShivanandappaBasappaNegalur	2398	213	1+5+2+	2.02
					0.08
					0.1525
					0.22634
	NegalurDoddabasappa	2399	213	1+5+2+	0.87
					0.08
					0.1525
					0.22634
	ShivappaBasappaNegalur	2400	213	1+5+2+	2.04
					0.08
					0.1525
					0.22634
	ParameshwarappaNegalur	2401	213	1+5+2+	0.85
					0.08



MICROCODE	NameofFarmer	Farmer Code	SurveyNo		Area (Ha)
					0.1525
					0.22634
	NegalurSharakkaKomGangappa	2402	213	7	0.85
					0.08
					0.1525
					0.22634
	KambaliDurgamma	2403	214	*	1.46
					0.08
					0.1525
					0.22634
	NegaluraKuravatheppa	2404	216	1	2.42
					0.08
					0.1525
					0.22634
	NegalurParmeshappa	2405	216	2	2.22
					0.08
					0.1525
					0.22634
	KombaliDurgamma	2406	217	*	1.1
					0.08
					0.1525
					0.005
	AdderaMahadevakka	2407	218	1e	0.18
					0.08
					0.1525
					0.005
	MulagundaMallappa	2408	218	1w	1.66
					0.08
					0.1525
					1
					0.005
	SaravanadaGangamma	2409	218	2	2.12

MICROCODE	NameofFarmer	Farmer Code	SurveyNo		Area (Ha)
					0.08
					0.1525
					1
					0.005
	BidariHusenSab	2410	219	2३	0.4
					0.08
					0.1525
					0.22634
					40
					0.005
	BidariHusenSab	2411	219	2४	0.4
					0.08
					0.1525
					30
					0.005
					0.22634
	MallurMahadevagouda	2412	219	1A	1.2
					0.08
					0.1525
					1
	ChinnannavaraShiddappa	2413	219	1४	1.47
					0.08
					0.1525
					0.22634
					0.005
	BidariNabhiSab	2414	219	2५	0.4
					0.08
					0.1525
					30
					0.005
	BidariMamathajBegamKomJamalSab	2415	219	2६	0.39
					0.08

MICROCODE	NameofFarmer	Farmer Code	SurveyNo		Area (Ha)
					0.1525
					30
					0.005
	BidariMamthajBegamKomJamalSab	2416	219	2೯	0.4
					0.08
					0.1525
					30
					0.005
	BidariNabhiSab	2417	219	2೯	0.4
					0.08
					0.1525
					30
					0.005
	ChandrappaTandeShivappaGongannavar	2418	219	3	1.15
					0.08
					0.1525
					60
					0.005
	ChinnanavaraNagaraja	2419	219	4	1.47
					0.08
					0.1525
					100
					0.005
					0.22634
	ChinnanavaraVenkatesha	2420	219	5	1.47
					0.08
					0.1525
					100
					0.005
					0.22634
	AjaraddiNarayanareddi	2421	220	1	1.61
					0.08

MICROCODE	NameofFarmer	Farmer Code	SurveyNo		Area (Ha)
					0.1525
					0.005
					0.22634
	AjaraddiNarayanareddi	2422	220	2+3	0.65
					0.08
					0.1525
					0.005
					0.22634
	Shobha	2423	220	2+3	1.2
					0.08
					0.1525
					0.005
					0.22634
	NaganagoudaBhalgoudar	2424	220	3	0.38
					0.08
					0.1525
					0.005
					0.22634
	RevanagoudaBhalagoudar	2425	220	4	0.38
					0.08
					0.1525
					0.005
					0.22634
	BasanagoudaBalagoudar	2426	220	5	0.38
					0.08
					0.1525
					0.005
					0.22634
	PatilMallanagoudar	2427	221	4	0.7
					0.08
					0.1525
					0.005

MICROCODE	NameofFarmer	Farmer Code	SurveyNo		Area (Ha)
					0.22634
	BalanagudarGangammaKomBhimanagouda	2428	221	1	1.71
					0.08
					0.1525
					0.005
					1
					0.22634
	BalangoudaKavithaBinUjjanagouda	2429	221	2	0.86
					0.08
					0.1525
					0.005
	KoragarNagaraja	2430	221	3	1.2
					0.08
					0.1525
					0.005
	PatilGirijavvaKomChandragouda	2431	221	4	0.7
					0.08
					0.1525
					0.005
					0.22634
	BalangoudarChandragouda	2432	221	5	0.85
					0.08
					0.1525
					0.005
	LakshmiKomManjappaHavanur	2433	222	1	1.2
					0.08
					0.1525
					0.005
	PinjaraVajirSab	2434	222	2	0.3
					0.08
					0.1525
					0.005

MICROCODE	NameofFarmer	Farmer Code	SurveyNo		Area (Ha)
					0.22634
	HavanauKariyappaBinHanumanthappa	2435	222	2B	1.42
					0.08
					0.1525
					0.005
					0.22634
	PinjaraRajaSab	2436	222	4	0.26
					0.08
					0.1525
					0.005
					0.22634
	BudanaSabTandeBabujanSabPinjarUrphPatammanavar	2437	222	5	0.26
					0.08
					0.1525
					0.005
					0.22634
	PinjarMahabubSab	2438	222	6	0.26
					0.08
					0.1525
					0.005
					0.22634
	PinjarBabujanSab	2439	222	7	0.26
					0.08
					0.1525
					0.005
					0.22634
	RajaBiPinjar	2440	222	8	0.26
					0.08
					0.1525
					0.005
					0.22634
	BidarJamalSab	2441	223	*	1.77

MICROCODE	NameofFarmer	Farmer Code	SurveyNo		Area (Ha)
					0.08
					0.1525
					0.005
					0.22634
	AjaraddiAshok	2442	224	1	1.2
					0.08
					0.1525
					0.22634
	AjaraddiShivimalavathi	2443	224	2	1.48
					0.08
					0.1525
					0.22634
	DindadalliSulthanSab	2444	225	*	0.95
					0.08
					0.1525
					0.005
					0.22634
	ChinnanavarNilappa	2445	226	*	1.47
					0.08
					0.1525
					0.005
					0.22634
	ChinnanavarNilappaBinRamappa	2446	227	1	0.25
					0.08
					0.1525
					0.22634
	ChinnanavarGaurmma	2447	227	2	0.25
					0.08
					0.1525
					0.22634
	ChinnanavarNilappa	2448	227	3	0.25
					0.08

MICROCODE	NameofFarmer	Farmer Code	SurveyNo		Area (Ha)
					0.1525
					0.22634
	ChinnanavarNilappa	2449	227	4	0.25
					0.08
					0.1525
					0.22634
	DombarChandrashekara	2450	228	*	0.63
					0.08
					0.1525
					0.005
	ChinnanavaraLakshamavva	2451	229	*	0.66
					0.08
					0.1525
					0.005
					0.22634
	ChinnanavarHanumappa	2452	230	*	0.92
					0.08
					0.1525
					0.005
					0.22634
	bannihattiMukhappa	2453	231	1	0.89
					0.08
					0.1525
					0.005
					0.22634
	PatilShambugouda	2454	231	2	0.26
					0.08
					0.1525
					0.005
	PatilGirijavvakomChandragouda	2455	231	2	0.26
					0.08
					0.1525



MICROCODE	NameofFarmer	Farmer Code	SurveyNo		Area (Ha)
					0.005
	PatilRudaragouda	2456	231	3	0.26
					0.08
					0.1525
					0.005
	PatilMallanagouda	2457	231	4	0.26
					0.08
					0.1525
					0.005
	PatilChandragouda	2458	231	5	0.26
					0.08
					0.1525
					0.005
	BannihattiKallappa	2459	232	1+2	1.08
					0.08
					0.1525
					0.005
	SanshadaBegamMKarimkhanUrphBidari	2460	233	1	1.54
					0.08
					0.1525
					0.005
					0.22634
	BidariJamalSab	2461	233	2	1.54
					0.08
					0.1525
					0.005
					0.22634
	HucchannanavarDilleppa	2462	234	1	0.63
					0.08
					0.1525
					0.005
	ShankrappaTandeAdivappaHucchannanavar	2463	234	2	0.19

MICROCODE	NameofFarmer	Farmer Code	SurveyNo		Area (Ha)
					0.08
					0.1525
					0.22634
	HucchannanavarDillappa	2464	234	3	0.18
					0.08
					0.1525
					0.005
					0.22634
	HucchannanavarDurgappa	2465	234	4	0.23
					0.08
					0.1525
					0.005
					0.22634
	GirijammaHirekerur	2466	235	1	0.41
					0.08
					0.1525
					0.005
					0.22634
	NilavvaHirekerur	2467	235	2	0.9
					0.08
					0.1525
					0.005
	PatilUrphBalanagoudaBalanagouda	2468	236	1	0.15
					0.08
					0.1525
					0.005
	BalanagoudaBalanagouda	2469	236	2	0.11
					0.08
					0.1525
					0.005
	BalanagoudaMallanagouda	2470	236	3+4	0.29
					0.08
					0.1525

MICROCODE	NameofFarmer	Farmer Code	SurveyNo		Area (Ha)
					0.005
	BalgoudarBharmagouda	2471	236	5	0.09
					0.08
					0.1525
					0.22634
	AiraniNingavvaKomShiddappa	2472	237	*	0.07
					0.08
					0.1525
					0.22634
	KambaliBasalingavvaKomBirappa	2473	237	*	0.07
					0.08
					0.1525
					0.22634
	GangammanavarMallappaBinHanumappa	2474	237	*	0.63
					0.08
					0.1525
					0.005
	GangammanavarHanumavvaKomNilappa	2475	237	*	0.39
					0.08
					0.1525
					0.005
	BarkiBhimappa	2476	238	1	0.51
					0.08
					0.1525
					0.005
	BarkiSiddammaKomDyamappa	2477	238	1	0.51
					0.08
					0.1525
					0.005
	ChinnanavarLakshnavva	2478	238	2	1.44
					0.08
					0.1525

MICROCODE	NameofFarmer	Farmer Code	SurveyNo		Area (Ha)
					0.005
	HosamaniPuttanagoudaBinHanumagouda	2479	239	1	0.28
					0.08
					0.1525
					0.22634
	HosamaniBasappa	2480	239	2	0.29
					0.08
					0.1525
					0.005
	HosamaniIrappa	2481	239	3	0.3
					0.08
					0.1525
					0.005
	HosamaniHanumappa	2482	239	4	0.28
					0.08
					0.1525
					0.22634
					0.005
	HosamaniNingavva	2483	239	5	0.26
					0.08
					0.1525
					0.005
	HosamaniRudrappa	2484	239	6	0.26
					0.08
					0.1525
					0.005
	HosamaniHemappa	2485	239	7	0.26
					0.08
					0.1525
					50
					0.005
	MucchikkannanavarMaradeppa	2486	240	*	2.83

MICROCODE	NameofFarmer	Farmer Code	SurveyNo		Area (Ha)
					0.08
					0.1525
					1
					0.005
	SannaGaneshappaUrphBabuTandeSadhashivappaBanagar	2487	241	1	2
					0.08
					0.1525
					0.005
					1
					0.22634
	AjayaBanagar	2488	241	2	2
					0.08
					0.1525
					0.005
	JainaSanjayaBinVanechanda	2489	249	1	0.8
					0.08
					0.1525
					0.22634
	HosamaniPhirSab	2490	249	2	0.76
					0.08
					0.1525
					0.22634
	JainaSanjayaBinVanechanda	2491	249	3	2.31
					0.08
					0.1525
					0.22634
	HosamaniHusenSab	2492	249	4	0.76
					0.08
					0.1525
					0.22634
	HosamaniMajidSabBinHucchuSab	2493	249	5	0.76
					0.08

MICROCODE	NameofFarmer	Farmer Code	SurveyNo		Area (Ha)
					0.1525
					0.22634
	MadivalarYallappa	2494	251	*	0.45
					0.08
					0.1525
					0.22634
	MadivalarYallappa	2495	252	1+2	0.68
					0.08
					0.1525
					0.22634
	BarkiKariyappa	2496	252	3	0.44
					0.08
					0.1525
					0.22634
	PatilGiriyavvaKomChandragouda	2497	252	4	0.13
					0.08
					0.1525
					0.22634
	PatilMallangouda	2498	252	5	0.12
					0.08
					0.1525
					0.22634
	PatilShambhogouda	2499	252	6	0.12
					0.08
					0.1525
					0.22634
	PatilRudragouda	2500	252	7	0.12
					0.08
					0.1525
					0.22634
	BelavigiDevanrappaBinHanumappa	2501	253	1	1.6
					0.08

MICROCODE	NameofFarmer	Farmer Code	SurveyNo		Area (Ha)
					0.1525
					0.22634
	DiksithaSubhramanya	2502	253	2	2.81
					0.08
					0.1525
					0.22634
	VandanaTandeMaltheshaKulkarniUrphVandanaHarlapur	2503	254	*	1.59
					0.08
					0.1525
					0.22634
	DombaraNilappa	2504	255	1	2.61
					0.08
					0.1525
					0.22634
	DombaraShivappa	2505	255	2	1.3
					0.08
					0.1525
					0.22634
	BasavarajDombara	2506	255	2	0.39
					0.08
					0.1525
					0.22634
	NangappaDombara	2507	255	3	0.12
					0.08
					0.1525
					0.22634
	GuddappaDombara	2508	255	4	0.4
					0.08
					0.1525
					0.22634
	HaggappaDombara	2509	255	5	0.4
					0.08

MICROCODE	NameofFarmer	Farmer Code	SurveyNo		Area (Ha)
					0.1525
					0.22634
	DikshitaSubaramanya	2510	256	*	1.97
					0.08
					0.1525
					0.22634
	PatilBasavannevvaKomShivangouda	2511	257	1+2+4+	0.47
					0.08
					0.1525
					0.22634
	PatilShanthamma	2512	257	1+2+4+	1.66
					0.08
					0.1525
					0.22634
	KomadhodaNurahamad	2513	258	*	1.21
					0.08
					0.1525
					0.22634



#### 4. Net Planning and Project Activities

[Chapter-IV] 4.3 Baseline Data - Details of Existing Soil Moisture Conservation and Water Harvesting Activities

Rsinlakhs

VillageName	SurveyNo.	ActivityType:	ActivityName:	Unit	PerUnitRunoffStored(TCM)	ExistingNo.ofstructures	Latitude(Degree-Min-Sec)	Longitude(Degree-Min-Sec)	IsInUsed9 Yes/No	ProgramName	YearOfConstruction(YYYY-YY)
Hulihalli	221	WaterHarvestingActivities	CheckDam	1	1.8	1	14.623	75.571	Yes	TP	2011-12
	130		CheckDam	1	1.8	1	14.626	75.584	Yes	TP	2011-13
	218		FarmPond	1	0.75	1	14.624	75.563	Yes	NREGA	2016-17
	113		FarmPond	1	0.75	1	14.609	75.585	Yes	NREGA	2016-18
			<b>Total</b>		<b>5.1</b>						

**4.NetPlanningandProjecta  
ctivities**

Rsinlakhs

[Chapter-IV]4.4DetailsofProposedSoilMoistureConservationandWaterHarvestingActivities

Hulihalli4D4C2G1f

VillageName	Farmer Code	FarmerName	Aadhar CardNo	Survey Number	RateType(Manual y/Machinery)	ActivityType(SoilMoistureCo nservationActivity/WaterHar vestingActivity)	ActivityName	Unit	Unit Cost(InLacs)	Proposed Quantity	Latitude( Deg-Min- Sec)	Longitude (Deg-Min- Sec)	TotalCost( InLacs)	Site Photo
Hulihalli	2237	BasavareddiPhakkirappa		166	1	Machinery	SoilMoistureConservation	TCB	Ha	0.05741	1.6400	14.625	75.569	0.0942
4D4C2G1f							WasteWair	No	0.0500	1				0.0500
							Forestry	Ha	0.1525	1.0000				0.1525
							Horticulture	Ha	0.22634	0.000				0.0000
	2238	BasavaredderNilammaKomHanumaraddi		166	2	Machinery	SoilMoistureConservation	TCB	Ha	0.05741	1.6400	14.625	75.569	0.0942
							WasteWair	No	0.0500	1				0.0500
							Forestry	Ha	0.1525	1.0000				0.1525
							Horticulture	Ha	0.226	0				0.0000
	2239	Basavareddibasavareddi		166	3	Machinery	SoilMoistureConservation	TCB	Ha	0.05741	3.150	14.625	75.569	0.1808
							WasteWair	No	0.05	1.0000				0.0500
							Forestry	Ha	0.1525	2				0.3050
							LRRS	No	2.5	1.0000				2.5000
	2240	KasavvaBasavareddiUrphBasavareddir		166	5	Machinery	SoilMoistureConservation	TCB	Ha	0.05741	2.400	14.625	75.569	0.1378
							WasteWair	No	0.05	2.0000				0.1000
							Forestry	Ha	0.1525	2				0.3050
							RubbleCheck	No	0.75	1.0000				0.7500
	2241	GiraddiShanjevareddi		168	1	Machinery	SoilMoistureConservation	TCB	Ha	0.05741	2.070	14.625	75.569	0.1188
							WasteWair	No	0.05	2.0000				0.1000
							Forestry	Ha	0.1525	1				0.1525
							Horticulture	Ha	0.22634	1.0000				0.2263
	2242	HoliyachiSundaravva		168	2	Machinery	SoilMoistureConservation	TCB	Ha	0.05741	1.160	14.625	75.569	0.0666
							WasteWair	No	0.05	1.0000				0.0500
							Forestry	Ha	0.1525	0.5				0.0763
							Horticulture	Ha	0.22634	0.1000				0.0226
	2243	HoliyachiSundaravva		168	2	Machinery	SoilMoistureConservation	TCB	Ha	0.05741	1.160	14.625	75.569	0.0666
							WasteWair	No	0.05	1.0000				0.0500
							Forestry	Ha	0.1525	0.6				0.0915
							Horticulture	Ha	0.22634	0.1000				0.0226
	2244	YogiAshok		168	3	Machinery	SoilMoistureConservation	TCB	Ha	0.05741	3.050	14.625	75.569	0.1751
							WasteWair	No	0.05	2.0000				0.1000
							Forestry	Ha	0.1525	2				0.3050
							LRRS	No	2.5	1.0000				2.5000
							Horticulture	Ha	0.22634	0.300				0.0679
	2245	KaddiHalappa		168	4	Machinery	SoilMoistureConservation	TCB	Ha	0.05741	1.5600	14.625	75.569	0.0896
							WasteWair	No	0.0500	1				0.0500
							Forestry	Ha	0.1525	0.6000				0.0915
							Horticulture	Ha	0.22634	0.200				0.0453
	2246	KaddiyavaraVasudheva		168	4	Machinery	SoilMoistureConservation	TCB	Ha	0.05741	1.5300	14.625	75.569	0.0878
							WasteWair	No	0.0500	2				0.1000
							Forestry	Ha	0.1525	1.0000				0.1525
							Horticulture	Ha	0.22634	0.100				0.0226
	2247	BasavaredderaBasavareddi		169	1	Machinery	SoilMoistureConservation	TCB	Ha	0.05741	1.2000	14.625	75.569	0.0689
							WasteWair	No	0.0500	1				0.0500
							Forestry	Ha	0.1525	1.0000				0.1525
							Horticulture	Ha	0.22634	0.500				0.1132
	2248	BasavaredderaBhimappa		169	2	Machinery	SoilMoistureConservation	TCB	Ha	0.05741	1.2000	14.625	75.569	0.0689
							WasteWair	No	0.0500	1				0.0500
							Forestry	Ha	0.1525	0.6000				0.0915

	2249	BasavaradderaPundalikappa		169	3	Machinery	SoilMoistureConservation	Horticulture	Ha	0.22634	0.200				0.0453
								TCB	Ha	0.05741	2.0000	14.625	75.569		0.1148
								WasteWair	No	0.0500	2				0.1000
								Forestry	Ha	0.1525	0.6000				0.0915
								Horticulture	Ha	0.22634	0.200				0.0453
	2250	BasavaradderaNilammaKomHanumareddi		170	1	Machinery	SoilMoistureConservation	TCB	Ha	0.05741	1.2600	14.625	75.569		0.0723

VillageName	Farmer Code	FarmerName	Aadhar CardNo	Survey Number	RateType(Manually/Machinery)	ActivityType(SoilMoistureConservationActivity/WaterHarvestingActivity)	ActivityName	Unit	Unit Cost(InLacs)	Proposed Quantity	Latitude(Deg-Min-Sec)	Longitude(Deg-Min-Sec)	TotalCost(InLacs)	Site Photo
							WasteWair	No	0.0500	1			0.0500	
							Forestry	Ha	0.1525	0.6000			0.0915	
							Horticulture	Ha	0.22634	0.300			0.0679	
	2251	BasavaradderaManohara		170	1	Machinery	SoilMoistureConservation	TCB	Ha	0.05741	1.2600	14.625	75.569	0.0723
							WasteWair	No	0.0500	1			0.0500	
							Forestry	Ha	0.1525	0.3000			0.0458	
							Horticulture	Ha	0.22634	0.500			0.1132	
	2252	BasavaradderaVenkareddi		170	2	Machinery	SoilMoistureConservation	TCB	Ha	0.05741	1.9000	14.625	75.569	0.1091
							WasteWair	No	0.0500	1			0.0500	
							Forestry	Ha	0.1525	1.0000			0.1525	
							Horticulture	Ha	0.22634	0.200			0.0453	
	2253	PatilPrabhugouda		171	1	Machinery	SoilMoistureConservation	TCB	Ha	0.05741	0.4000	14.625	75.569	0.0230
							WasteWair	No	0.0500	0			0.0000	
							Forestry	Ha	0.1525	0.4000			0.0610	
							Horticulture	Ha	0.22634	0.100			0.0226	
	2254	DodmaniMallappa		171	1	Machinery	SoilMoistureConservation	TCB	Ha	0.05741	0.4600	14.625	75.569	0.0264
							WasteWair	No	0.0500	1			0.0500	
							Forestry	Ha	0.1525	0.2000			0.0305	
							Horticulture	Ha	0.22634	0.100			0.0226	
	2255	MadaraDonneppa		171	1	Machinery	SoilMoistureConservation	TCB	Ha	0.05741	0.5400	14.625	75.569	0.0310
							WasteWair	No	0.0500	1			0.0500	
							Forestry	Ha	0.1525	0.2000			0.0305	
							Horticulture	Ha	0.22634	0.200			0.0453	
	2256	MadaraUrphKottimaniKotrappa		171	1	Machinery	SoilMoistureConservation	TCB	Ha	0.05741	0.8300	14.625	75.569	0.0477
							WasteWair	No	0.0500	1			0.0500	
							Forestry	Ha	0.1525	0.3000			0.0458	
							Horticulture	Ha	0.22634	1.000			0.2263	
	2257	DoddamaniMallappa		171	1	Machinery	SoilMoistureConservation	TCB	Ha	0.05741	0.3800	14.625	75.569	0.0218
							WasteWair	No	0.0500	0			0.0000	
							Forestry	Ha	0.1525	0.2000			0.0305	
							Horticulture	Ha	0.22634	0.000			0.0000	
	2258	PatilParvathewaUrphParavva		171	1	Machinery	SoilMoistureConservation	TCB	Ha	0.05741	0.6300	14.625	75.569	0.0362
							WasteWair	No	0.0500	1			0.0500	
							Forestry	Ha	0.1525	0.3000			0.0458	
							Horticulture	Ha	0.22634	0.100			0.0226	
	2259	GudagurSuresha		171	2	Machinery	SoilMoistureConservation	TCB	Ha	0.05741	0.6900	14.625	75.569	0.0396
							WasteWair	No	0.0500	1			0.0500	
							Forestry	Ha	0.1525	0.3000			0.0458	
							Horticulture	Ha	0.22634	0.000			0.0000	
	2260	KoteshaBasappaDoddamaniUrphMadara		171	3	Machinery	SoilMoistureConservation	TCB	Ha	0.05741	0.3800	14.625	75.569	0.0218
							WasteWair	No	0.0500	0			0.0000	
							Forestry	Ha	0.1525	0.3000			0.0458	
							Horticulture	Ha	0.22634	0.000			0.0000	
	2261	DoddamaniMailappa		171	4	Machinery	SoilMoistureConservation	TCB	Ha	0.05741	0.4600	14.625	75.569	0.0264
							WasteWair	No	0.0500	0			0.0000	
							Forestry	Ha	0.1525	0.3000			0.0458	
							Horticulture	Ha	0.22634	0.100			0.0226	
	2262	GadagurManjunathaBinBasappaSadaraTayirathanvva		171	5	Machinery	SoilMoistureConservation	TCB	Ha	0.05741	1.0900	14.625	75.569	0.0626
							WasteWair	No	0.0500	1			0.0500	
							Forestry	Ha	0.1525	0.6000			0.0915	
							Horticulture	Ha	0.22634	0.300			0.0679	

	2263	GudaurHanumappa		171	6	Machinery	SoilMoistureConservation	TCB	Ha	0.05741	1.0900	14.625	75.569	0.0626
								WasteWair	No	0.0500	1			0.0500
								Forestry	Ha	0.1525	0.6000			0.0915
								Horticulture	Ha	0.22634	0.300			0.0679
	2264	GudagurMounesha		171	7	Machinery	SoilMoistureConservation	TCB	Ha	0.05741	1.0800	14.625	75.569	0.0620
								WasteWair	No	0.0500	1			0.0500

VillageName	Farmer Code	FarmerName	Aadhar CardNo	Survey Number	RateType(Manually/Machinery)	ActivityType(SoilMoistureConservationActivity/WaterHarvestingActivity)	ActivityName	Unit	Unit Cost(InLacs)	Proposed Quantity	Latitude(Deg-Min-Sec)	Longitude(Deg-Min-Sec)	TotalCost(InLacs)	Site Photo
							Forestry	Ha	0.1525	0.5000			0.0763	
							Horticulture	Ha	0.22634	0.300			0.0679	
	2265	MadhevappaAjera		171	8	Machinery	SoilMoistureConservation	TCB	Ha	0.05741	0.4000	14.625	75.569	0.0230
							WasteWair	No	0.0500	0			0.0000	
							Forestry	Ha	0.1525	0.2000			0.0305	
							Horticulture	Ha	0.22634	0.100			0.0226	
	2266	SolabannanavaraUrphHosalliVishnappa		172	1	Machinery	SoilMoistureConservation	TCB	Ha	0.05741	2.0400	14.625	75.569	0.1171
							WasteWair	No	0.0500	2			0.1000	
							Forestry	Ha	0.1525	2.0000			0.3050	
							Horticulture	Ha	0.22634	0.500			0.1132	
	2267	VenkaraddiBinVasappaGiraddi		172	2	Machinery	SoilMoistureConservation	TCB	Ha	0.05741	2.0900	14.625	75.569	0.1200
							WasteWair	No	0.0500	2			0.1000	
							Forestry	Ha	0.1525	1.0000			0.1525	
							Horticulture	Ha	0.22634	0.500			0.1132	
	2268	HullattiPrakasha		173	1	Machinery	SoilMoistureConservation	TCB	Ha	0.05741	1.8100	14.625	75.569	0.1039
							WasteWair	No	0.0500	2			0.1000	
							Forestry	Ha	0.1525	1.0000			0.1525	
							Horticulture	Ha	0.22634	0.600			0.1358	
	2269	basavareddiMudukappa		175	2a	Machinery	SoilMoistureConservation	TCB	Ha	0.05741	1.8000	14.625	75.569	0.1033
							WasteWair	No	0.0500	2			0.1000	
							Forestry	Ha	0.1525	0.8000			0.1220	
							Horticulture	Ha	0.22634	0.200			0.0453	
	2270	ItagiMallavvaKomDyavappa		175	1	Machinery	SoilMoistureConservation	TCB	Ha	0.05741	0.8000	14.625	75.569	0.0459
							WasteWair	No	0.0500	1			0.0500	
							Forestry	Ha	0.1525	0.4000			0.0610	
							Horticulture	Ha	0.22634	0.100			0.0226	
	2271	GiraddiKrishanppa		175	1	Machinery	SoilMoistureConservation	TCB	Ha	0.05741	0.8000	14.625	75.569	0.0459
							WasteWair	No	0.0500	1			0.0500	
							Forestry	Ha	0.1525	0.4000			0.0610	
							Horticulture	Ha	0.22634	0.100			0.0226	
	2272	GiraddiNingappa		175	1	Machinery	SoilMoistureConservation	TCB	Ha	0.05741	1.2600	14.625	75.569	0.0723
							WasteWair	No	0.0500	2			0.1000	
							Forestry	Ha	0.1525	0.8000			0.1220	
							Horticulture	Ha	0.22634	0.100			0.0226	
	2273	PatilUrphBalangourdsKotreshagouda		175	2a	Machinery	SoilMoistureConservation	TCB	Ha	0.05741	1.6200	14.625	75.569	0.0930
							WasteWair	No	0.0500	2			0.1000	
							Forestry	Ha	0.1525	0.8000			0.1220	
							Horticulture	Ha	0.22634	0.200			0.0453	
	2274	PatilUrphBalanagoudarKotreshagouda		175	2a	Machinery	SoilMoistureConservation	TCB	Ha	0.05741	0.1600	14.625	75.569	0.0092
							WasteWair	No	0.0500	0			0.0000	
							Forestry	Ha	0.1525	0.1000			0.0153	
							Horticulture	Ha	0.22634	0.100			0.0226	
	2275	PatilUrphbalanagoudarbasavanneva		175	2a	Machinery	SoilMoistureConservation	TCB	Ha	0.05741	2.8200	14.625	75.569	0.1619
							WasteWair	No	0.0500	2			0.1000	
							Forestry	Ha	0.1525	2.0000			0.3050	
							LRRS	No	2.5	1.000			2.5000	
	2276	YaliUrphYalimadhannanavarKarbasappa		176	1a	Machinery	SoilMoistureConservation	TCB	Ha	0.05741	0.4000	14.625	75.569	0.0230
							WasteWair	No	0.0500	1			0.0500	
							Forestry	Ha	0.1525	0.2000			0.0305	
							Horticulture	Ha	0.22634	0.100			0.0226	
	2277	MasanagiHanumanthappa		176	2a-p2	Machinery	SoilMoistureConservation	TCB	Ha	0.05741	2.2100	14.625	75.569	0.1269

							WasteWair	No	0.0500	2			0.1000	
							Forestry	Ha	0.1525	1.0000			0.1525	
							LRRS	No	2.5	1.000			2.5000	
							Horticulture	Ha	0.22634	0.5000			0.1132	
2278		HanchinaShivayogi		176	1	Machinery	SoilMoistureConservation	TCB	Ha	0.0574	0.8	14.625	75.569	0.0459
							WasteWair	No	0.05	1.0000			0.0500	

VillageName	Farmer Code	FarmerName	Aadhar CardNo	Survey Number	RateType(Manually/Machinery)	ActivityType(SoilMoistureConservationActivity/WaterHarvestingActivity)	ActivityName	Unit	Unit Cost(InLacs)	Proposed Quantity	Latitude(Deg-Min-Sec)	Longitude(Deg-Min-Sec)	TotalCost(InLacs)	Site Photo
							Forestry	Ha	0.1525	0.400			0.0610	
							Horticulture	Ha	0.22634	0.1000			0.0226	
	2279	BalagoudarNanganagouda		176	1#	Machinery	SoilMoistureConservation	TCB	Ha	0.0574	1.6	14.625	75.569	0.0919
							WasteWair	No	0.05	2.0000				0.1000
							Forestry	Ha	0.153	1				0.1525
							Horticulture	Ha	0.22634	0.000				0.0000
	2280	BalagoudarNinganagouda		176	1#	Machinery	SoilMoistureConservation	TCB	Ha	0.05741	1.2000	14.625	75.569	0.0689
							WasteWair	No	0.0500	1				0.0500
							Forestry	Ha	0.1525	0.6000				0.0915
							Horticulture	Ha	0.226	0.1				0.0226
	2281	MasanagiPrakshaBinHanumanthappa		176	2	Machinery	SoilMoistureConservation	TCB	Ha	0.05741	2.210	14.625	75.569	0.1269
							WasteWair	No	0.05	2.0000				0.1000
							Forestry	Ha	0.1525	1				0.1525
							Horticulture	Ha	0.22634	0.2000				0.0453
	2282	MasanagiBasavaraja		176	2	Machinery	SoilMoistureConservation	TCB	Ha	0.05741	2.210	14.625	75.569	0.1269
							WasteWair	No	0.05	2.0000				0.1000
							Forestry	Ha	0.1525	1				0.1525
							Horticulture	Ha	0.22634	0.5000				0.1132
	2283	BelavigiGangappa		177	1#	Machinery	SoilMoistureConservation	TCB	Ha	0.05741	1.000	14.625	75.569	0.0574
							WasteWair	No	0.05	1.0000				0.0500
							Forestry	Ha	0.1525	0.6				0.0915
							Horticulture	Ha	0.22634	0.0000				0.0000
	2284	BelavigiDharmappa		177	1#	Machinery	SoilMoistureConservation	TCB	Ha	0.05741	1.050	14.625	75.569	0.0603
							WasteWair	No	0.05	1.0000				0.0500
							Forestry	Ha	0.1525	0.6				0.0915
							Horticulture	Ha	0.22634	0.0000				0.0000
	2285	PatilManjanagouda		177	1+2	Machinery	SoilMoistureConservation	TCB	Ha	0.05741	1.300	14.625	75.569	0.0746
							WasteWair	No	0.05	2.0000				0.1000
							Forestry	Ha	0.1525	0.8				0.1220
							Horticulture	Ha	0.22634	0.0000				0.0000
	2286	BharamagoudarPadhavvaKomPakkiragouda		177	1+2	Machinery	SoilMoistureConservation	TCB	Ha	0.05741	1.210	14.625	75.569	0.0695
							WasteWair	No	0.05	1.0000				0.0500
							Forestry	Ha	0.1525	0.6				0.0915
							Horticulture	Ha	0.22634	0.4000				0.0905
	2287	AjaraddiKamalava		177	1B	Machinery	SoilMoistureConservation	TCB	Ha	0.05741	2.100	14.625	75.569	0.1206
							WasteWair	No	0.05	2.0000				0.1000
							Forestry	Ha	0.1525	1				0.1525
							Horticulture	Ha	0.22634	0.2000				0.0453
	2288	DombaraDhanappaBinMallappa		178	1	Machinery	SoilMoistureConservation	TCB	Ha	0.05741	2.150	14.625	75.569	0.1234
							WasteWair	No	0.05	2.0000				0.1000
							Forestry	Ha	0.1525	1				0.1525
							Horticulture	Ha	0.22634	1.0000				0.2263
	2289	RajanahalliRamappa		178	2	Machinery	SoilMoistureConservation	TCB	Ha	0.05741	1.080	14.625	75.569	0.0620
							WasteWair	No	0.05	1.0000				0.0500
							Forestry	Ha	0.1525	0.6				0.0915
							Horticulture	Ha	0.22634	0.4000				0.0905
	2290	SivaraddiShivappa		178	3	Machinery	SoilMoistureConservation	TCB	Ha	0.05741	0.350	14.625	75.569	0.0201
							WasteWair	No	0.05	0.0000				0.0000
							Forestry	Ha	0.1525	0.3				0.0458
							Horticulture	Ha	0.22634	0.1000				0.0226
	2291	SivaradderShanthavvaKomSomareddy		178	4	Machinery	SoilMoistureConservation	TCB	Ha	0.057	0.35	14.625	75.569	0.0201



							WasteWair	No	0.05	0.000			0.0000
							Forestry	Ha	0.1525	0.3000			0.0458
							Horticulture	Ha	0.2263	0.1			0.0226
2292	SivaradderThirakareddi		178	5	Machinery	SoilMoistureConservation	TCB	Ha	0.05741	0.3500	14.625	75.569	0.0201
							WasteWair	No	0.05	0.000			0.0000
							Forestry	Ha	0.1525	0.3000			0.0458

VillageName	Farmer Code	FarmerName	Aadhar CardNo	Survey Number	RateType(Manually/Machinery)	ActivityType(SoilMoistureConservationActivity/WaterHarvestingActivity)	ActivityName	Unit	Unit Cost(InLacs)	Proposed Quantity	Latitude(Deg-Min-Sec)	Longitude(Deg-Min-Sec)	TotalCost(InLacs)	Site Photo
	2293	MaidhuraVireshareddi		179	2	Machinery	SoilMoistureConservation	Horticulture	Ha	0.2263			0.0226	
								TCB	Ha	0.05741	14.625	75.569	0.0442	
								WasteWair	No	0.05			0.0500	
								Forestry	Ha	0.1525			0.0458	
								Horticulture	Ha	0.2263			0.0000	
	2294	PinjaraMardanaBiKomMaulaSab		179	2	Machinery	SoilMoistureConservation	TCB	Ha	0.05741	14.625	75.569	0.0672	
								WasteWair	No	0.05			0.0500	
								Forestry	Ha	0.1525			0.0915	
								Horticulture	Ha	0.2263			0.0000	
	2295	BalanagoudaManjangouda		179	3	Machinery	SoilMoistureConservation	TCB	Ha	0.05741	14.625	75.569	0.0689	
								WasteWair	No	0.05			0.0500	
								Forestry	Ha	0.1525			0.0915	
								Horticulture	Ha	0.2263			0.1132	
	2296	BalanagoudaRupa		179	3	Machinery	SoilMoistureConservation	TCB	Ha	0.05741	14.625	75.569	0.0718	
								WasteWair	No	0.05			0.0500	
								Forestry	Ha	0.1525			0.0915	
								Horticulture	Ha	0.2263			0.0453	
	2297	PrakashaHirekerur		179	1	Machinery	SoilMoistureConservation	TCB	Ha	0.05741	14.625	75.569	0.0201	
								WasteWair	No	0.05			0.0500	
								Forestry	Ha	0.1525			0.0153	
								Horticulture	Ha	0.2263			0.0000	
	2298	NilavvaHirekerur		179	1	Machinery	SoilMoistureConservation	TCB	Ha	0.05741	14.625	75.569	0.0132	
								WasteWair	No	0.05			0.0000	
								Forestry	Ha	0.1525			0.0305	
								Horticulture	Ha	0.2263			0.0000	
	2299	NilavvaHirekerur		179	2	Machinery	SoilMoistureConservation	TCB	Ha	0.05741	14.625	75.569	0.0316	
								WasteWair	No	0.05			0.0500	
								Forestry	Ha	0.1525			0.0305	
								Horticulture	Ha	0.2263			0.0000	
	2300	NagarajaHirekerur		179	2	Machinery	SoilMoistureConservation	TCB	Ha	0.05741	14.625	75.569	0.0195	
								WasteWair	No	0.05			0.0000	
								Forestry	Ha	0.1525			0.0458	
								Horticulture	Ha	0.2263			0.0000	
	2301	BalagoudarSureshagouda		179	2	Machinery	SoilMoistureConservation	TCB	Ha	0.05741	14.625	75.569	0.0517	
								WasteWair	No	0.05			0.0500	
								Forestry	Ha	0.1525			0.0610	
								Horticulture	Ha	0.2263			0.1132	
	2302	BalagoudarHanumagouda		179	2	Machinery	SoilMoistureConservation	TCB	Ha	0.05741	14.625	75.569	0.0327	
								WasteWair	No	0.050			0.0500	
								Forestry	Ha	0.1525			0.0305	
								Horticulture	Ha	0.22634			0.0905	
	2303	AralikattiMailarappaBinBasappa		180	1	Machinery	SoilMoistureConservation	TCB	Ha	0.0574	14.625	75.569	0.0557	
								WasteWair	No	0.05			0.0500	
								Forestry	Ha	0.1525			0.0915	
								WaterWay	RMT	0.005			0.5000	
								Nalarevitment	RMT	0.0500			3.0000	
								Horticulture	Ha	0.22634			0.1811	
	2304	AralikattiPuttappaBinBasappa		180	2	Machinery	SoilMoistureConservation	TCB	Ha	0.05741	14.625	75.569	0.0212	
								WasteWair	No	0.05			0.0000	
								Forestry	Ha	0.1525			0.0458	
								Horticulture	Ha	0.22634			0.0679	

2305	AralikattiPuttappaBinbasappa	180	3	Machinery	SoilMoistureConservation	TCB	Ha	0.05741	0.600	14.625	75.569	0.0344
						WasteWeir	No	0.05	0.0000			0.0000
						Forestry	Ha	0.1525	0.4			0.0610
						WaterWay	RMT	0.005	60.0000			0.3000
2306	AralikattiHanumanthappaBinBasappa	180	4	Machinery	SoilMoistureConservation	TCB	Ha	0.05741	1.200	14.625	75.569	0.0689
						WasteWeir	No	0.05	1.0000			0.0500

VillageName	Farmer Code	FarmerName	Aadhar CardNo	Survey Number	RateType(Manually/Machinery)	ActivityType(SoilMoistureConservationActivity/WaterHarvestingActivity)	ActivityName	Unit	Unit Cost(InLacs)	Proposed Quantity	Latitude(Deg-Min-Sec)	Longitude(Deg-Min-Sec)	TotalCost(InLacs)	Site Photo
							Forestry	Ha	0.1525	0.6			0.0915	
							Horticulture	Ha	0.22634	0.8000			0.1811	
							WaterWay	RMT	0.005	150.000			0.7500	
	2307	BelavigiDevendrappaBinHanumappa		181	1	Machinery	SoilMoistureConservation	TCB	Ha	0.05741	2.7000	14.625	75.569	0.1550
							WasteWair	No	0.0500	2			0.1000	
							Forestry	Ha	0.1525	2.0000			0.3050	
							Horticulture	Ha	0.22634	0.500			0.1132	
	2308	ajaraddiAshok		181	2	Machinery	SoilMoistureConservation	TCB	Ha	0.05741	3.1300	14.625	75.569	0.1797
							WasteWair	No	0.0500	2			0.1000	
							Forestry	Ha	0.1525	2.0000			0.3050	
							Horticulture	Ha	0.22634	0.500			0.1132	
	2309	BajaraddiHanumareddi		182	1	Machinery	SoilMoistureConservation	TCB	Ha	0.05741	3.4200	14.625	75.569	0.1963
							WasteWair	No	0.0500	2			0.1000	
							Forestry	Ha	0.1525	2.0000			0.3050	
							Horticulture	Ha	0.22634	1.000			0.2263	
	2310	MulimaniKariyappa		182	1	Machinery	SoilMoistureConservation	TCB	Ha	0.05741	2.4300	14.625	75.569	0.1395
							WasteWair	No	0.0500	2			0.1000	
							Forestry	Ha	0.1525	1.0000			0.1525	
							WaterWay	RMT	0.005	200.000			1.0000	
	2311	Byadagilrabasanagouda		182	2a	Machinery	SoilMoistureConservation	TCB	Ha	0.05741	2.5100	14.625	75.569	0.1441
							WasteWair	No	0.0500	2			0.1000	
							Forestry	Ha	0.1525	1.0000			0.1525	
							WaterWay	RMT	0.005	200.000			1.0000	
	2312	DoddakannagoudaMahesha		182	2a	Machinery	SoilMoistureConservation	TCB	Ha	0.05741	1.6000	14.625	75.569	0.0919
							WasteWair	No	0.0500	2			0.1000	
							Forestry	Ha	0.1525	0.8000			0.1220	
							Horticulture	Ha	0.226	0.3			0.0679	
	2313	DombaraNingappa		183	2a	Machinery	SoilMoistureConservation	TCB	Ha	0.05741	0.710	14.625	75.569	0.0408
							WasteWair	No	0.05	1.0000			0.0500	
							Forestry	Ha	0.1525	0.2			0.0305	
							Horticulture	Ha	0.22634	0.0000			0.0000	
	2314	DombaraSharadamma		183	3a	Machinery	SoilMoistureConservation	TCB	Ha	0.05741	1.090	14.625	75.569	0.0626
							WasteWair	No	0.05	1.0000			0.0500	
							Forestry	Ha	0.1525	0.5			0.0763	
							Horticulture	Ha	0.22634	0.0000			0.0000	
	2315	AshokAjaraddi		183	1	Machinery	SoilMoistureConservation	TCB	Ha	0.05741	3.150	14.625	75.569	0.1808
							WasteWair	No	0.05	2.0000			0.1000	
							Forestry	Ha	0.1525	1			0.1525	
							Horticulture	Ha	0.22634	0.5000			0.1132	
	2316	DombaraKoteppa		183	1-p2	Machinery	SoilMoistureConservation	TCB	Ha	0.05741	0.710	14.625	75.569	0.0408
							WasteWair	No	0.05	1.0000			0.0500	
							Forestry	Ha	0.1525	0.3			0.0458	
							Horticulture	Ha	0.22634	0.0000			0.0000	
	2317	DombaraKoteppa		183	2a	Machinery	SoilMoistureConservation	TCB	Ha	0.05741	0.710	14.625	75.569	0.0408
							WasteWair	No	0.05	1.0000			0.0500	
							Forestry	Ha	0.1525	0.3			0.0458	
							Horticulture	Ha	0.22634	0.0000			0.0000	
	2318	DombaraManjappa		183	2a	Machinery	SoilMoistureConservation	TCB	Ha	0.05741	0.710	14.625	75.569	0.0408
							WasteWair	No	0.05	1.0000			0.0500	
							Forestry	Ha	0.1525	0.3			0.0458	
							Horticulture	Ha	0.22634	0.0000			0.0000	

2319	DombaraGirayappa	183	2D	Machinery	SoilMoistureConservation	TCB	Ha	0.05741	0.710	14.625	75.569	0.0408
						WasteWair	No	0.05	1.0000			0.0500
						Forestry	Ha	0.1525	0.3			0.0458
						Horticulture	Ha	0.22634	0.0000			0.0000
2320	DombaraKoteppa	183	3E	Machinery	SoilMoistureConservation	TCB	Ha	0.05741	1.120	14.625	75.569	0.0643
						WasteWair	No	0.05	1.0000			0.0500

VillageName	Farmer Code	FarmerName	Aadhar CardNo	Survey Number	RateType(Manually/Machinery)	ActivityType(SoilMoistureConservationActivity/WaterHarvestingActivity)	ActivityName	Unit	Unit Cost(InLacs)	Proposed Quantity	Latitude(Deg-Min-Sec)	Longitude(Deg-Min-Sec)	TotalCost(InLacs)	Site Photo
							Forestry	Ha	0.1525	0.5			0.0763	
							Horticulture	Ha	0.22634	0.0000			0.0000	
	2321	DombaraSharadamma		183	3#	Machinery	SoilMoistureConservation	TCB	Ha	0.05741	1.090	14.625	75.569	0.0626
							WasteWair	No	0.05	1.0000			0.0500	
							Forestry	Ha	0.1525	0.5			0.0763	
							Horticulture	Ha	0.22634	0.0000			0.0000	
	2322	DombaraManjappa		183	3#	Machinery	SoilMoistureConservation	TCB	Ha	0.05741	1.040	14.625	75.569	0.0597
							WasteWair	No	0.05	1.0000			0.0500	
							Forestry	Ha	0.1525	0.5			0.0763	
							Horticulture	Ha	0.22634	0.0000			0.0000	
	2323	DombaraGirayappa		183	3#	Machinery	SoilMoistureConservation	TCB	Ha	0.057	1.09	14.625	75.569	0.0626
							WasteWair	No	0.05	1.000			0.0500	
							Forestry	Ha	0.1525	0.5000			0.0763	
							Horticulture	Ha	0.2263	0			0.0000	
	2324	BennuraParameshappaBinNingappa		185	1#	Machinery	SoilMoistureConservation	TCB	Ha	0.05741	0.7000	14.625	75.569	0.0402
							WasteWair	No	0.050	1			0.0500	
							Forestry	Ha	0.1525	0.400			0.0610	
							Horticulture	Ha	0.22634	0.0000			0.0000	
	2325	BalanagoudarBalangouda		185	1#	Machinery	SoilMoistureConservation	TCB	Ha	0.0574	1.3	14.625	75.569	0.0746
							WasteWair	No	0.05	2.0000			0.1000	
							Forestry	Ha	0.1525	0.600			0.0915	
							Horticulture	Ha	0.22634	0.1000			0.0226	
	2326	BalanagoudarRathanvva		185	1#	Machinery	SoilMoistureConservation	TCB	Ha	0.0574	1.3	14.625	75.569	0.0746
							WasteWair	No	0.05	2.0000			0.1000	
							Forestry	Ha	0.1525	0.800			0.1220	
							Horticulture	Ha	0.22634	0.0000			0.0000	
	2327	PatilDanagouda		185	1#	Machinery	SoilMoistureConservation	TCB	Ha	0.0574	0.24	14.625	75.569	0.0138
							WasteWair	No	0.05	0.0000			0.0000	
							Forestry	Ha	0.1525	0.200			0.0305	
							Horticulture	Ha	0.22634	0.0000			0.0000	
	2328	BennuraParameshappaBinNingappa		185	1#	Machinery	SoilMoistureConservation	TCB	Ha	0.0574	0.11	14.625	75.569	0.0063
							WasteWair	No	0.05	0.0000			0.0000	
							Forestry	Ha	0.1525	0.100			0.0153	
							Horticulture	Ha	0.22634	0.0000			0.0000	
	2329	BalangoudaNilavva		185	1#	Machinery	SoilMoistureConservation	TCB	Ha	0.0574	0.14	14.625	75.569	0.0080
							WasteWair	No	0.05	0.0000			0.0000	
							Forestry	Ha	0.1525	0.100			0.0153	
							Horticulture	Ha	0.22634	0.0000			0.0000	
	2330	BennuraGiriyappaBinNingappa		185	2#	Machinery	SoilMoistureConservation	TCB	Ha	0.0574	0.44	14.625	75.569	0.0253
							WasteWair	No	0.05	1.0000			0.0500	
							Forestry	Ha	0.1525	0.300			0.0458	
							Horticulture	Ha	0.22634	0.0000			0.0000	
	2331	BalangoudaNilavva		185	2#	Machinery	SoilMoistureConservation	TCB	Ha	0.0574	0.82	14.625	75.569	0.0471
							WasteWair	No	0.05	1.0000			0.0500	
							Forestry	Ha	0.1525	0.400			0.0610	
							Horticulture	Ha	0.22634	0.0000			0.0000	
	2332	PatilDanagouda		185	2#	Machinery	SoilMoistureConservation	TCB	Ha	0.0574	1.27	14.625	75.569	0.0729
							WasteWair	No	0.05	2.0000			0.1000	
							Forestry	Ha	0.1525	0.500			0.0763	
							Horticulture	Ha	0.22634	0.0000			0.0000	
	2333	BalangoudaUmeshagouda		185	1#	Machinery	SoilMoistureConservation	TCB	Ha	0.0574	0.8	14.625	75.569	0.0459

								WasteWair	No	0.05	1.0000			0.0500
								Forestry	Ha	0.1525	0.400			0.0610
								Horticulture	Ha	0.22634	0.0000			0.0000
	2334	BalangoudaBalanagouda		185	1.73	Machinery	SoilMoistureConservation	TCB	Ha	0.0574	1.3	14.625	75.569	0.0746
								WasteWair	No	0.05	1.0000			0.0500
								Forestry	Ha	0.1525	0.500			0.0763

VillageName	Farmer Code	FarmerName	Aadhar CardNo	Survey Number	RateType(Manually/Machinery)	ActivityType(SoilMoistureConservationActivity/WaterHarvestingActivity)	ActivityName	Unit	Unit Cost(InLacs)	Proposed Quantity	Latitude(Deg-Min-Sec)	Longitude(Deg-Min-Sec)	TotalCost(InLacs)	Site Photo
	2335	BalanagoudaRathnavva		185	1	Machinery	SoilMoistureConservation	Horticulture	Ha	0.22634	0.0000		0.0000	
								TCB	Ha	0.0574	1.3	14.625	75.569	0.0746
								WasteWair	No	0.05	1.0000			0.0500
								Forestry	Ha	0.153	0.5			0.0763
								Horticulture	Ha	0.22634	0.000			0.0000
	2336	PatilPakkiragouda		185	1	Machinery	SoilMoistureConservation	TCB	Ha	0.05741	0.2500	14.625	75.569	0.0144
								WasteWair	No	0.0500	0			0.0000
								Forestry	Ha	0.1525	0.2000			0.0305
								Horticulture	Ha	0.22634	0.000			0.0000
	2337	PatilPakkiragouda		185	2	Machinery	SoilMoistureConservation	TCB	Ha	0.05741	1.2700	14.625	75.569	0.0729
								WasteWair	No	0.0500	1			0.0500
								Forestry	Ha	0.1525	0.6000			0.0915
								Horticulture	Ha	0.22634	0.100			0.0226
	2338	ChamatiPakkirappa		201	1	Machinery	SoilMoistureConservation	TCB	Ha	0.05741	1.4900	14.625	75.569	0.0855
								WasteWair	No	0.0500	1			0.0500
								Forestry	Ha	0.1525	0.3000			0.0458
								Horticulture	Ha	0.22634	0.000			0.0000
	2339	ChamatiYamanavvaKomHanumanthappa		201	2	Machinery	SoilMoistureConservation	TCB	Ha	0.05741	2.0200	14.625	75.569	0.1160
								WasteWair	No	0.0500	2			0.1000
								Forestry	Ha	0.1525	1.0000			0.1525
								Horticulture	Ha	0.22634	0.200			0.0453
	2340	AiraniNingavvaKomSiddappa		204	1A	Machinery	SoilMoistureConservation	TCB	Ha	0.05741	0.1200	14.625	75.569	0.0069
								WasteWair	No	0.0500	0			0.0000
								Forestry	Ha	0.1525	0.1000			0.0153
								Horticulture	Ha	0.22634	0.000			0.0000
	2341	KambaliBasalingavvaKomBirappa		204	1A	Machinery	SoilMoistureConservation	TCB	Ha	0.05741	0.1200	14.625	75.569	0.0069
								WasteWair	No	0.0500	0			0.0000
								Forestry	Ha	0.1525	0.1000			0.0153
								Horticulture	Ha	0.22634	0.000			0.0000
	2342	GangannanavaraMallappaBinHanumappa		204	1A	Machinery	SoilMoistureConservation	TCB	Ha	0.05741	1.0300	14.625	75.569	0.0591
								WasteWair	No	0.0500	1			0.0500
								Forestry	Ha	0.1525	0.4000			0.0610
								Horticulture	Ha	0.22634	0.300			0.0679
	2343	GangannanavaraHanumavvaKomNilappa		204	1A	Machinery	SoilMoistureConservation	TCB	Ha	0.05741	0.6400	14.625	75.569	0.0367
								WasteWair	No	0.0500	1			0.0500
								Forestry	Ha	0.1525	0.3000			0.0458
								Horticulture	Ha	0.22634	0.300			0.0679
	2344	PujarSavitravvaKomKariyappa		204	1A	Machinery	SoilMoistureConservation	TCB	Ha	0.05741	0.1200	14.625	75.569	0.0069
								WasteWair	No	0.0500	0			0.0000
								Forestry	Ha	0.1525	0.1000			0.0153
								Horticulture	Ha	0.22634	0.000			0.0000
	2345	DombaraChinnappa		204	1B	Machinery	SoilMoistureConservation	TCB	Ha	0.05741	1.8800	14.625	75.569	0.1079
								WasteWair	No	0.0500	2			0.1000
								Forestry	Ha	0.1525	1.0000			0.1525
								LRRS	No	2.5	1.000			2.5000
	2346	SaradaDoddagoudaBinRamangouda		204	2	Machinery	SoilMoistureConservation	TCB	Ha	0.05741	0.8000	14.625	75.569	0.0459
								WasteWair	No	0.0500	0			0.0000
								Forestry	Ha	0.1525	0.4000			0.0610
								LRRS	No	2.5	1.000			2.5000
	2347	SaradaSomanagouda		204	3	Machinery	SoilMoistureConservation	TCB	Ha	0.05741	0.8000	14.625	75.569	0.0459
								WasteWair	No	0.0500	0			0.0000



							Forestry	Ha	0.1525	0.4000			0.0610
							LRRS	No	2.5	1.000			2.5000
2348	ManjavvaBinIranagoudaSarada		204	4	Machinery	SoilMoistureConservation	TCB	Ha	0.05741	0.8100	14.625	75.569	0.0465
							WasteWair	No	0.0500	0			0.0000
							Forestry	Ha	0.1525	0.4000			0.0610
							LRRS	No	2.5	1.000			2.5000

VillageName	Farmer Code	FarmerName	Aadhar CardNo	Survey Number	RateType(Manually/Machinery)	ActivityType(SoilMoistureConservationActivity/WaterHarvestingActivity)	ActivityName	Unit	Unit Cost(InLacs)	Proposed Quantity	Latitude(Deg-Min-Sec)	Longitude(Deg-Min-Sec)	TotalCost(InLacs)	Site Photo
	2349	SaradaChandragoudaBinRamanagouda		204	5	Machinery	SoilMoistureConservation	TCB	Ha	0.05741	0.8000	14.625	75.569	0.0459
							WasteWair	No	0.0500	1				0.0500
							Forestry	Ha	0.1525	0.4000				0.0610
							Horticulture	Ha	0.22634	0.200				0.0453
	2350	SaradaSomanagoudaBinNagappa		204	6	Machinery	SoilMoistureConservation	TCB	Ha	0.05741	0.5600	14.625	75.569	0.0321
							WasteWair	No	0.0500	0				0.0000
							Forestry	Ha	0.1525	0.4000				0.0610
							LRRS	No	2.5	1.000				2.5000
	2351	KichadiSavavvaKomJayappa		205	1e9	Machinery	SoilMoistureConservation	TCB	Ha	0.05741	0.8000	14.625	75.569	0.0459
							WasteWair	No	0.0500	1				0.0500
							Forestry	Ha	0.1525	0.4000				0.0610
							Horticulture	Ha	0.22634	0.000				0.0000
	2352	NingappaTandeBirappaKambali		205	1e8	Machinery	SoilMoistureConservation	TCB	Ha	0.05741	0.4000	14.625	75.569	0.0230
							WasteWair	No	0.0500	1				0.0500
							Forestry	Ha	0.1525	0.2000				0.0305
							Horticulture	Ha	0.22634	0.000				0.0000
	2353	MarinayakaraMariyavva		205	1e2	Machinery	SoilMoistureConservation	TCB	Ha	0.05741	1.2700	14.625	75.569	0.0729
							WasteWair	No	0.0500	1				0.0500
							Forestry	Ha	0.1525	0.5000				0.0763
							Horticulture	Ha	0.22634	0.000				0.0000
	2354	ChoudappanavaraGuruppagouda		205	2B	Machinery	SoilMoistureConservation	TCB	Ha	0.05741	1.9800	14.625	75.569	0.1137
							WasteWair	No	0.0500	2				0.1000
							Forestry	Ha	0.1525	1.0000				0.1525
							Horticulture	Ha	0.22634	0.200				0.0453
	2355	BarkiBharmappaBinNagappa		205	2e9	Machinery	SoilMoistureConservation	TCB	Ha	0.05741	0.3900	14.625	75.569	0.0224
							WasteWair	No	0.0500	0				0.0000
							Forestry	Ha	0.1525	0.3000				0.0458
							Horticulture	Ha	0.22634	0.200				0.0453
	2356	KolleraSumitavva		205	3	Machinery	SoilMoistureConservation	TCB	Ha	0.05741	0.8800	14.625	75.569	0.0505
							WasteWair	No	0.0500	1				0.0500
							Forestry	Ha	0.1525	0.5000				0.0763
							Horticulture	Ha	0.22634	0.200				0.0453
	2357	NingappaTandeBirappaKambali		205	4	Machinery	SoilMoistureConservation	TCB	Ha	0.05741	0.4700	14.625	75.569	0.0270
							WasteWair	No	0.0500	1				0.0500
							Forestry	Ha	0.1525	0.3000				0.0458
							Horticulture	Ha	0.22634	0.000				0.0000
	2358	BarkiShekappaBinNagappa		205	5	Machinery	SoilMoistureConservation	TCB	Ha	0.05741	0.3900	14.625	75.569	0.0224
							WasteWair	No	0.0500	0				0.0000
							Forestry	Ha	0.1525	0.4000				0.0610
							Horticulture	Ha	0.22634	0.000				0.0000
	2359	BarkiThirakappaBinNagappa		205	6	Machinery	SoilMoistureConservation	TCB	Ha	0.05741	0.3900	14.625	75.569	0.0224
							WasteWair	No	0.0500	0				0.0000
							Forestry	Ha	0.1525	0.3000				0.0458
							Horticulture	Ha	0.22634	0.000				0.0000
	2360	BarkiShivappaBinNagappa		205	7	Machinery	SoilMoistureConservation	TCB	Ha	0.05741	0.3900	14.625	75.569	0.0224
							WasteWair	No	0.0500	1				0.0500
							Forestry	Ha	0.1525	0.3000				0.0458
							Horticulture	Ha	0.22634	0.300				0.0679
	2361	BarkiPhakkirappaBinNagappa		205	8	Machinery	SoilMoistureConservation	TCB	Ha	0.05741	0.3900	14.625	75.569	0.0224
							WasteWair	No	0.0500	1				0.0500
							Forestry	Ha	0.1525	0.3000				0.0458

							Horticulture	Ha	0.22634	0.200				0.0453
	2362	BasavaraddiTandePakkireddiKuppelura		206	1+2e+	Machinery	SoilMoistureConservation	TCB	Ha	0.05741	1.4000	14.625	75.569	0.0804
							WasteWair	No	0.0500	2				0.1000
							Forestry	Ha	0.1525	0.8000				0.1220
							Horticulture	Ha	0.22634	0.300				0.0679
	2363	BidariJamaSab		206	1e	Machinery	SoilMoistureConservation	TCB	Ha	0.05741	0.6500	14.625	75.569	0.0373

VillageName	Farmer Code	FarmerName	Aadhar CardNo	Survey Number	RateType(Manually/Machinery)	ActivityType(SoilMoistureConservationActivity/WaterHarvestingActivity)	ActivityName	Unit	Unit Cost(InLacs)	Proposed Quantity	Latitude(Deg-Min-Sec)	Longitude(Deg-Min-Sec)	TotalCost(InLacs)	Site Photo
							WasteWair	No	0.0500	1			0.0500	
							Forestry	Ha	0.1525	0.4000			0.0610	
							Horticulture	Ha	0.22634	0.300			0.0679	
	2364	BidariHusenSab		206	120	Machinery	SoilMoistureConservation	TCB	Ha	0.05741	0.6500	14.625	75.569	0.0373
							WasteWair	No	0.0500	1			0.0500	
							Forestry	Ha	0.1525	0.3000			0.0458	
							Nalarevitment	RMT	0.05	60.000			3.0000	
							WaterWay	RMT	0.005	60.0000			0.3000	
	2365	PatilShombogouda		206	209	Machinery	SoilMoistureConservation	TCB	Ha	0.0574	1.36	14.625	75.569	0.0781
							WasteWair	No	0.05	1.0000			0.0500	
							Forestry	Ha	0.1525	0.600			0.0915	
							Horticulture	Ha	0.22634	0.0000			0.0000	
	2366	PatilShombogouda		206	220	Machinery	SoilMoistureConservation	TCB	Ha	0.0574	0.7	14.625	75.569	0.0402
							WasteWair	No	0.05	1.0000			0.0500	
							Forestry	Ha	0.1525	0.300			0.0458	
							WaterWay	RMT	0.005	100.0000			0.5000	
	2367	MuddammanavarBasanagouda		206	3A	Machinery	SoilMoistureConservation	TCB	Ha	0.0574	1.15	14.625	75.569	0.0660
							WasteWair	No	0.05	1.0000			0.0500	
							Forestry	Ha	0.1525	0.400			0.0610	
							WaterWay	RMT	0.005	100.0000			0.5000	
	2368	MuddammanavarBasanagouda		206	3A	Machinery	SoilMoistureConservation	TCB	Ha	0.0574	1.15	14.625	75.569	0.0660
							WasteWair	No	0.05	1.0000			0.0500	
							Forestry	Ha	0.1525	0.500			0.0763	
							WaterWay	RMT	0.005	100.0000			0.5000	
	2369	KotegoudarShashidhar		206	3B	Machinery	SoilMoistureConservation	TCB	Ha	0.0574	2.3	14.625	75.569	0.1320
							WasteWair	No	0.05	2.0000			0.1000	
							Forestry	Ha	0.1525	0.600			0.0915	
							LRRS	No	2.5	1.0000			2.5000	
	2370	PatilRudragouda		206	6	Machinery	SoilMoistureConservation	TCB	Ha	0.0574	0.7	14.625	75.569	0.0402
							WasteWair	No	0.05	1.0000			0.0500	
							Forestry	Ha	0.1525	0.300			0.0458	
							Horticulture	Ha	0.22634	0.3000			0.0679	
	2371	DoddamaniVijaya		206	7	Machinery	SoilMoistureConservation	TCB	Ha	0.0574	1.36	14.625	75.569	0.0781
							WasteWair	No	0.05	1.0000			0.0500	
							Forestry	Ha	0.1525	1.000			0.1525	
							Horticulture	Ha	0.22634	0.0000			0.0000	
	2372	PinjaraModhinSab		207	*	Machinery	SoilMoistureConservation	TCB	Ha	0.0574	0.82	14.625	75.569	0.0471
							WasteWair	No	0.05	1.0000			0.0500	
							Forestry	Ha	0.1525	0.400			0.0610	
							Nalarevitment	RMT	0.05	60.0000			3.0000	
							WaterWay	RMT	0.0050	100			0.5000	
	2373	DombaraNilappa		208	109	Machinery	SoilMoistureConservation	TCB	Ha	0.05741	2.0500	14.625	75.569	0.1177
							WasteWair	No	0.05	2.000			0.1000	
							Forestry	Ha	0.1525	1.2000			0.1830	
							WaterWay	RMT	0.0050	200			1.0000	
	2374	DombaraHanumappa		208	109	Machinery	SoilMoistureConservation	TCB	Ha	0.05741	2.0500	14.625	75.569	0.1177
							WasteWair	No	0.05	2.000			0.1000	
							Forestry	Ha	0.1525	1.2000			0.1830	
							WaterWay	RMT	0.0050	200			1.0000	
	2375	BidriPhakkirSab		208	120	Machinery	SoilMoistureConservation	TCB	Ha	0.05741	0.4000	14.625	75.569	0.0230
							WasteWair	No	0.05	1.000			0.0500	

							Forestry	Ha	0.1525	0.3000			0.0458
							WaterWay	RMT	0.0050	40			0.2000
2376	BidariPirSab		208	123	Machinery	SoilMoistureConservation	TCB	Ha	0.05741	0.7900	14.625	75.569	0.0454
							WasteWair	No	0.05	1.000			0.0500
							Forestry	Ha	0.1525	0.5000			0.0763
							Nalarevitment	RMT	0.0500	60			3.0000

VillageName	Farmer Code	FarmerName	Aadhar CardNo	Survey Number	RateType(Manually/Machinery)	ActivityType(SoilMoistureConservationActivity/WaterHarvestingActivity)	ActivityName	Unit	Unit Cost(InLacs)	Proposed Quantity	Latitude(Deg-Min-Sec)	Longitude(Deg-Min-Sec)	TotalCost(InLacs)	Site Photo
	2377	DombaraMallappa		208	2	Machinery	SoilMoistureConservation	WaterWay	RMT	0.005	60.0000		0.3000	
								TCB	Ha	0.05741	2.810	14.625	75.569	0.1613
								WasteWair	No	0.05	2.0000			0.1000
								Forestry	Ha	0.1525	1.2			0.1830
								Nalarevitment	RMT	0.05	100.0000			5.0000
								WaterWay	RMT	0.005	300.000			1.5000
	2378	BidariPhirSab		208	3	Machinery	SoilMoistureConservation	TCB	Ha	0.05741	0.8000	14.625	75.569	0.0459
								WasteWair	No	0.0500	1			0.0500
								Forestry	Ha	0.1525	0.4000			0.0610
								Nalarevitment	RMT	0.05	60.000			3.0000
								WaterWay	RMT	0.005	100.0000			0.5000
	2379	BidrilmanSab		208	4	Machinery	SoilMoistureConservation	TCB	Ha	0.0574	0.4	14.625	75.569	0.0230
								WasteWair	No	0.05	1.0000			0.0500
								Forestry	Ha	0.1525	0.200			0.0305
								Horticulture	Ha	0.22634	0.3000			0.0679
	2380	BidriNijamSab		208	5	Machinery	SoilMoistureConservation	TCB	Ha	0.0574	0.4	14.625	75.569	0.0230
								WasteWair	No	0.05	1.0000			0.0500
								Forestry	Ha	0.1525	0.200			0.0305
								Horticulture	Ha	0.22634	0.3000			0.0679
	2381	BidriJamalSab		208	6	Machinery	SoilMoistureConservation	TCB	Ha	0.0574	0.4	14.625	75.569	0.0230
								WasteWair	No	0.05	1.0000			0.0500
								Forestry	Ha	0.1525	0.200			0.0305
								Horticulture	Ha	0.22634	0.3000			0.0679
	2382	BidriPhirSab		208	7	Machinery	SoilMoistureConservation	TCB	Ha	0.0574	0.45	14.625	75.569	0.0258
								WasteWair	No	0.05	1.0000			0.0500
								Forestry	Ha	0.1525	0.300			0.0458
							WaterHarvestingActivity	CD	No	10	1.0000			10.0000
	2383	AdhinavarNilappa		209	1a	Machinery	SoilMoistureConservation	TCB	Ha	0.0574	0.7	14.625	75.569	0.0402
								WasteWair	No	0.05	1.0000			0.0500
								Forestry	Ha	0.1525	0.600			0.0915
								Horticulture	Ha	0.22634	0.3000			0.0679
	2384	BudihalaJayappa		209	3+4a+	Machinery	SoilMoistureConservation	TCB	Ha	0.0574	2.8	14.625	75.569	0.1607
								WasteWair	No	0.05	2.0000			0.1000
								Forestry	Ha	0.1525	2.000			0.3050
								Horticulture	Ha	0.22634	0.5000			0.1132
	2385	BennuraShanthavva		209	1a	Machinery	SoilMoistureConservation	TCB	Ha	0.0574	1.57	14.625	75.569	0.0901
								WasteWair	No	0.05	2.0000			0.1000
								Forestry	Ha	0.1525	1.200			0.1830
								Horticulture	Ha	0.22634	0.3000			0.0679
	2386	JakkannanavarDurgappa		209	3+4B+E	Machinery	SoilMoistureConservation	TCB	Ha	0.0574	1.94	14.625	75.569	0.1114
								WasteWair	No	0.05	2.0000			0.1000
								Forestry	Ha	0.1525	1.000			0.1525
								Horticulture	Ha	0.22634	0.3000			0.0679
	2387	KrishnappaTandeMallappaBanagar		209	5	Machinery	SoilMoistureConservation	TCB	Ha	0.0574	0.4	14.625	75.569	0.0230
								WasteWair	No	0.05	1.0000			0.0500
								Forestry	Ha	0.1525	0.200			0.0305
								Horticulture	Ha	0.22634	0.1000			0.0226
	2388	BudihalaLingaraj		209	6	Machinery	SoilMoistureConservation	TCB	Ha	0.0574	2.93	14.625	75.569	0.1682
								WasteWair	No	0.05	2.0000			0.1000
								Forestry	Ha	0.1525	2.000			0.3050
								Horticulture	Ha	0.22634	1.0000			0.2263

	2389	LakshmiKomManjappaHavanaur		209	7	Machinery	SoilMoistureConservation	TCB	Ha	0.0574	0.47	14.625	75.569	0.0270
								WasteWeir	No	0.05	1.0000			0.0500
								Forestry	Ha	0.1525	0.400			0.0610
								Horticulture	Ha	0.22634	0.2000			0.0453
	2390	DombaraBasavarajaBinSidramappa		210	1	Machinery	SoilMoistureConservation	TCB	Ha	0.0574	1.4	14.625	75.569	0.0804
								WasteWeir	No	0.05	1.0000			0.0500

VillageName	Farmer Code	FarmerName	Aadhar CardNo	Survey Number	RateType(Manually/Machinery)	ActivityType(SoilMoistureConservationActivity/WaterHarvestingActivity)	ActivityName	Unit	Unit Cost(InLacs)	Proposed Quantity	Latitude(Deg-Min-Sec)	Longitude(Deg-Min-Sec)	TotalCost(InLacs)	Site Photo
							Forestry	Ha	0.1525	1.000			0.1525	
							Horticulture	Ha	0.22634	0.5000			0.1132	
	2391	DombaraSidramappaBinBasappa		210	2	Machinery	SoilMoistureConservation	TCB	Ha	0.0574	0.26	14.625	75.569	0.0149
							WasteWair	No	0.05	0.0000			0.0000	
							Forestry	Ha	0.1525	0.200			0.0305	
							Horticulture	Ha	0.22634	0.1000			0.0226	
	2392	DombaraNarasappaBinSidramappa		210	3	Machinery	SoilMoistureConservation	TCB	Ha	0.0574	1.4	14.625	75.569	0.0804
							WasteWair	No	0.05	1.0000			0.0500	
							Forestry	Ha	0.1525	0.600			0.0915	
							Horticulture	Ha	0.22634	0.3000			0.0679	
	2393	AdinaAkkammaKomDilleppa		211	1	Machinery	SoilMoistureConservation	TCB	Ha	0.0574	0.76	14.625	75.569	0.0436
							WasteWair	No	0.05	1.0000			0.0500	
							Forestry	Ha	0.1525	0.400			0.0610	
							Horticulture	Ha	0.22634	0.3000			0.0679	
	2394	BudhihalaLingaraja		211	2+3	Machinery	SoilMoistureConservation	TCB	Ha	0.0574	0.76	14.625	75.569	0.0436
							WasteWair	No	0.05	1.0000			0.0500	
							Forestry	Ha	0.1525	0.400			0.0610	
							Horticulture	Ha	0.22634	0.2000			0.0453	
	2395	AdinaAkkammaKomDilleppa		211	4	Machinery	SoilMoistureConservation	TCB	Ha	0.0574	1.32	14.625	75.569	0.0758
							WasteWair	No	0.05	1.0000			0.0500	
							Forestry	Ha	0.1525	0.500			0.0763	
							Horticulture	Ha	0.22634	0.3000			0.0679	
	2396	AdinaAkkammaKomDilleppa		211	5	Machinery	SoilMoistureConservation	TCB	Ha	0.0574	0.93	14.625	75.569	0.0534
							WasteWair	No	0.05	1.0000			0.0500	
							Forestry	Ha	0.1525	0.300			0.0458	
							Horticulture	Ha	0.22634	0.2000			0.0453	
	2397	PatilHanumanagouda		212	*	Machinery	SoilMoistureConservation	TCB	Ha	0.0574	2.76	14.625	75.569	0.1585
							WasteWair	No	0.05	2.0000			0.1000	
							Forestry	Ha	0.1525	2.000			0.3050	
							Horticulture	Ha	0.22634	0.3000			0.0679	
	2398	ShivanandappaBasappaNegalur		213	1+5+2+	Machinery	SoilMoistureConservation	TCB	Ha	0.0574	2.02	14.625	75.569	0.1160
							WasteWair	No	0.05	3.0000			0.1500	
							Forestry	Ha	0.1525	1.200			0.1830	
							Horticulture	Ha	0.22634	0.5000			0.1132	
	2399	NegalurDoddabasappa		213	1+5+2+	Machinery	SoilMoistureConservation	TCB	Ha	0.0574	0.87	14.625	75.569	0.0499
							WasteWair	No	0.05	1.0000			0.0500	
							Forestry	Ha	0.1525	0.500			0.0763	
							Horticulture	Ha	0.22634	0.3000			0.0679	
	2400	ShivappaBasappaNegalur		213	1+5+2+	Machinery	SoilMoistureConservation	TCB	Ha	0.0574	2.04	14.625	75.569	0.1171
							WasteWair	No	0.05	3.0000			0.1500	
							Forestry	Ha	0.1525	1.200			0.1830	
							Horticulture	Ha	0.22634	0.1000			0.0226	
	2401	ParameshwarappaNegalur		213	1+5+2+	Machinery	SoilMoistureConservation	TCB	Ha	0.0574	0.85	14.625	75.569	0.0488
							WasteWair	No	0.05	1.0000			0.0500	
							Forestry	Ha	0.1525	0.500			0.0763	
							Horticulture	Ha	0.22634	0.2000			0.0453	
	2402	NegalurSharakkaKomGangappa		213	7	Machinery	SoilMoistureConservation	TCB	Ha	0.0574	0.85	14.625	75.569	0.0488
							WasteWair	No	0.05	1.0000			0.0500	
							Forestry	Ha	0.1525	0.500			0.0763	
							Horticulture	Ha	0.22634	0.3000			0.0679	
	2403	KambaliDurgamma		214	*	Machinery	SoilMoistureConservation	TCB	Ha	0.0574	1.46	14.625	75.569	0.0838



							WasteWair	No	0.05	1.0000			0.0500	
							Forestry	Ha	0.1525	0.500			0.0763	
							Horticulture	Ha	0.22634	0.3000			0.0679	
	2404	NegaluraKuravatheppa		216	1	Machinery	SoilMoistureConservation	TCB	Ha	0.0574	2.42	14.625	75.569	0.1389
							WasteWair	No	0.05	3.0000			0.1500	
							Forestry	Ha	0.1525	2.000			0.3050	

VillageName	Farmer Code	FarmerName	Aadhar CardNo	Survey Number	RateType(Manually/Machinery)	ActivityType(SoilMoistureConservationActivity/WaterHarvestingActivity)	ActivityName	Unit	Unit Cost(InLacs)	Proposed Quantity	Latitude(Deg-Min-Sec)	Longitude(Deg-Min-Sec)	TotalCost(InLacs)	Site Photo
	2405	NegalurParmeshappa		216	2	Machinery	SoilMoistureConservation	Horticulture	Ha	0.22634	0.3000		0.0679	
								TCB	Ha	0.0574	2.22	14.625	75.569	0.1275
								WasteWair	No	0.05	3.0000			0.1500
								Forestry	Ha	0.1525	1.200			0.1830
								Horticulture	Ha	0.22634	0.3000			0.0679
	2406	KombaliDurgamma		217	*	Machinery	SoilMoistureConservation	TCB	Ha	0.0574	1.1	14.625	75.569	0.0632
								WasteWair	No	0.05	1.0000			0.0500
								Forestry	Ha	0.1525	0.500			0.0763
								WaterWay	RMT	0.005	50.0000			0.2500
	2407	AdderaMahadevakk		218	1e	Machinery	SoilMoistureConservation	TCB	Ha	0.0574	0.18	14.625	75.569	0.0103
								WasteWair	No	0.05	0.0000			0.0000
								Forestry	Ha	0.1525	0.100			0.0153
								WaterWay	RMT	0.005	30.0000			0.1500
	2408	MulagundaMallappa		218	1e	Machinery	SoilMoistureConservation	TCB	Ha	0.0574	1.66	14.625	75.569	0.0953
								WasteWair	No	0.05	3.0000			0.1500
								Forestry	Ha	0.1525	1.200			0.1830
							WaterHarvestingActivity	Farmpond	No	1.04	1.0000			1.0400
								WaterWay	RMT	0.0050	150			0.7500
	2409	SaravanadaGangamma		218	2	Machinery	SoilMoistureConservation	TCB	Ha	0.05741	2.1200	14.625	75.569	0.1217
								WasteWair	No	0.05	3.000			0.1500
								Forestry	Ha	0.1525	1.2000			0.1830
							WaterHarvestingActivity	Farmpond	No	1.0400	1			1.0400
								WaterWay	RMT	0.005	200.0000			1.0000
	2410	BidariHusenSab		219	2e	Machinery	SoilMoistureConservation	TCB	Ha	0.05741	0.400	14.625	75.569	0.0230
								WasteWair	No	0.05	1.0000			0.0500
								Forestry	Ha	0.1525	0.2			0.0305
								Horticulture	Ha	0.22634	0.2000			0.0453
								Nalarevitment	RMT	0.05	40.000			2.0000
								WaterWay	RMT	0.005	40.0000			0.2000
	2411	BidariHusenSab		219	2e	Machinery	SoilMoistureConservation	TCB	Ha	0.0574	0.4	14.625	75.569	0.0230
								WasteWair	No	0.05	1.0000			0.0500
								Forestry	Ha	0.1525	0.200			0.0305
								Nalarevitment	RMT	0.05	30.0000			1.5000
								WaterWay	RMT	0.0050	40			0.2000
								Horticulture	Ha	0.22634	0.4000			0.0905
	2412	MallurMahadevagouda		219	1A	Machinery	SoilMoistureConservation	TCB	Ha	0.05741	1.200	14.625	75.569	0.0689
								WasteWair	No	0.05	1.0000			0.0500
								Forestry	Ha	0.1525	1.2			0.1830
							WaterHarvestingActivity	Farmpond	No	1.04	1.0000			1.0400
	2413	ChinnannavaraShiddappa		219	1e	Machinery	SoilMoistureConservation	TCB	Ha	0.05741	1.470	14.625	75.569	0.0844
								WasteWair	No	0.05	1.0000			0.0500
								Forestry	Ha	0.1525	0.5			0.0763
								Horticulture	Ha	0.22634	1.0000			0.2263
								WaterWay	RMT	0.005	40.000			0.2000
	2414	BidariNabhiSab		219	2e	Machinery	SoilMoistureConservation	TCB	Ha	0.05741	0.4000	14.625	75.569	0.0230
								WasteWair	No	0.0500	1			0.0500
								Forestry	Ha	0.1525	0.2000			0.0305
								Nalarevitment	RMT	0.05	30.000			1.5000
								WaterWay	RMT	0.005	40.0000			0.2000
	2415	BidariMamathajBegamKomJamaSab		219	2e	Machinery	SoilMoistureConservation	TCB	Ha	0.0574	0.39	14.625	75.569	0.0224
								WasteWair	No	0.05	1.0000			0.0500

								Forestry	Ha	0.1525	0.300			0.0458
								Nalarevitment	RMT	0.05	30.0000			1.5000
								WaterWay	RMT	0.0050	40			0.2000
	2416	BidariMamthajBegamKomJamalSab		219	2	Machinery	SoilMoistureConservation	TCB	Ha	0.05741	0.4000	14.625	75.569	0.0230
								WasteWair	No	0.05	1.000			0.0500
								Forestry	Ha	0.1525	0.3000			0.0458

VillageName	Farmer Code	FarmerName	Aadhar CardNo	Survey Number	RateType(Manually/Machinery)	ActivityType(SoilMoistureConservationActivity/WaterHarvestingActivity)	ActivityName	Unit	Unit Cost(InLacs)	Proposed Quantity	Latitude(Deg-Min-Sec)	Longitude(Deg-Min-Sec)	TotalCost(InLacs)	Site Photo
							Nalarevitment	RMT	0.0500	30			1.5000	
							WaterWay	RMT	0.005	40.0000			0.2000	
	2417	BidariNabhiSab		219	2	Machinery	SoilMoistureConservation	TCB	Ha	0.05741	14.625	75.569	0.0230	
							WasteWair	No	0.05	1.0000			0.0500	
							Forestry	Ha	0.1525	0.2			0.0305	
							Nalarevitment	RMT	0.05	30.0000			1.5000	
							WaterWay	RMT	0.005	40.000			0.2000	
	2418	ChandrappaTandeShivappaGongannavar		219	3	Machinery	SoilMoistureConservation	TCB	Ha	0.05741	14.625	75.569	0.0660	
							WasteWair	No	0.0500	1			0.0500	
							Forestry	Ha	0.1525	0.5000			0.0763	
							Nalarevitment	RMT	0.05	60.000			3.0000	
							WaterWay	RMT	0.005	50.0000			0.2500	
	2419	ChinnanavaraNagaraja		219	4	Machinery	SoilMoistureConservation	TCB	Ha	0.0574	14.625	75.569	0.0844	
							WasteWair	No	0.05	1.0000			0.0500	
							Forestry	Ha	0.1525	0.500			0.0763	
							Nalarevitment	RMT	0.05	100.0000			5.0000	
							WaterWay	RMT	0.0050	100			0.5000	
							Horticulture	Ha	0.22634	1.0000			0.2263	
	2420	ChinnanavaraVenkatesha		219	5	Machinery	SoilMoistureConservation	TCB	Ha	0.05741	14.625	75.569	0.0844	
							WasteWair	No	0.05	1.0000			0.0500	
							Forestry	Ha	0.1525	0.5			0.0763	
							Nalarevitment	RMT	0.05	100.0000			5.0000	
							WaterWay	RMT	0.005	100.000			0.5000	
							Horticulture	Ha	0.22634	1.0000			0.2263	
	2421	AjaraddiNarayanareddi		220	1	Machinery	SoilMoistureConservation	TCB	Ha	0.0574	14.625	75.569	0.0924	
							WasteWair	No	0.05	3.0000			0.1500	
							Forestry	Ha	0.1525	1.200			0.1830	
							WaterWay	RMT	0.005	150.0000			0.7500	
							Horticulture	Ha	0.2263	0.5			0.1132	
	2422	AjaraddiNarayanareddi		220	2+3	Machinery	SoilMoistureConservation	TCB	Ha	0.05741	14.625	75.569	0.0373	
							WasteWair	No	0.05	1.000			0.0500	
							Forestry	Ha	0.1525	0.4000			0.0610	
							WaterWay	RMT	0.0050	150			0.7500	
							Horticulture	Ha	0.22634	0.5000			0.1132	
	2423	Shobha		220	2+3	Machinery	SoilMoistureConservation	TCB	Ha	0.05741	14.625	75.569	0.0689	
							WasteWair	No	0.05	1.0000			0.0500	
							Forestry	Ha	0.1525	0.5			0.0763	
							WaterWay	RMT	0.005	60.0000			0.3000	
							Horticulture	Ha	0.22634	0.400			0.0905	
	2424	NaganagoudaBhalgoudar		220	3	Machinery	SoilMoistureConservation	TCB	Ha	0.05741	14.625	75.569	0.0218	
							WasteWair	No	0.0500	1			0.0500	
							Forestry	Ha	0.1525	0.3000			0.0458	
							WaterWay	RMT	0.005	40.000			0.2000	
							Horticulture	Ha	0.22634	0.3000			0.0679	
	2425	RevanagoudaBhalagoudar		220	4	Machinery	SoilMoistureConservation	TCB	Ha	0.0574	14.625	75.569	0.0218	
							WasteWair	No	0.05	1.0000			0.0500	
							Forestry	Ha	0.1525	0.300			0.0458	
							WaterWay	RMT	0.005	40.0000			0.2000	
							Horticulture	Ha	0.2263	0.3			0.0679	
	2426	BasanagoudaBalagoudar		220	5	Machinery	SoilMoistureConservation	TCB	Ha	0.05741	14.625	75.569	0.0218	
							WasteWair	No	0.05	1.000			0.0500	

								Forestry	Ha	0.1525	0.3000			0.0458
								WaterWay	RMT	0.0050	40			0.2000
								Horticulture	Ha	0.22634	0.3000			0.0679
	2427	PatilMallanagoudar		221	423	Machinery	SoilMoistureConservation	TCB	Ha	0.05741	0.700	14.625	75.569	0.0402
								WasteWair	No	0.05	1.0000			0.0500
								Forestry	Ha	0.1525	0.4			0.0610

VillageName	Farmer Code	FarmerName	Aadhar CardNo	Survey Number	RateType(Manually/Machinery)	ActivityType(SoilMoistureConservationActivity/WaterHarvestingActivity)	ActivityName	Unit	Unit Cost(InLacs)	Proposed Quantity	Latitude(Deg-Min-Sec)	Longitude(Deg-Min-Sec)	TotalCost(InLacs)	Site Photo
							WaterWay	RMT	0.005	100.0000			0.5000	
							Horticulture	Ha	0.22634	0.600			0.1358	
	2428	BalanagudarGangammaKomBhimanagouda		221	1	Machinery	SoilMoistureConservation	TCB	Ha	0.05741	1.7100	14.625	75.569	0.0982
							WasteWair	No	0.0500	3			0.1500	
							Forestry	Ha	0.1525	1.2000			0.1830	
							WaterWay	RMT	0.005	1.000			0.0050	
							WaterHarvestingActivity	Farmpond	No	1.04	1.0000			1.0400
							Horticulture	Ha	0.2263	0.3			0.0679	
	2429	BalangoudaKavithaBinUjjanagouda		221	2	Machinery	SoilMoistureConservation	TCB	Ha	0.05741	0.8600	14.625	75.569	0.0494
							WasteWair	No	0.05	1.000			0.0500	
							Forestry	Ha	0.1525	0.4000			0.0610	
							WaterWay	RMT	0.0050	100			0.5000	
	2430	KoragarNagaraja		221	3	Machinery	SoilMoistureConservation	TCB	Ha	0.05741	1.2000	14.625	75.569	0.0689
							WasteWair	No	0.05	1.000			0.0500	
							Forestry	Ha	0.1525	0.6000			0.0915	
							WaterWay	RMT	0.0050	150			0.7500	
	2431	PatilGirijavvaKomChandragouda		221	4	Machinery	SoilMoistureConservation	TCB	Ha	0.05741	0.7000	14.625	75.569	0.0402
							WasteWair	No	0.05	1.000			0.0500	
							Forestry	Ha	0.1525	0.4000			0.0610	
							WaterWay	RMT	0.0050	60			0.3000	
							Horticulture	Ha	0.22634	0.6000			0.1358	
	2432	BalangoudarChandragouda		221	5	Machinery	SoilMoistureConservation	TCB	Ha	0.05741	0.850	14.625	75.569	0.0488
							WasteWair	No	0.05	1.0000			0.0500	
							Forestry	Ha	0.1525	0.6			0.0915	
							WaterWay	RMT	0.005	150.0000			0.7500	
	2433	LakshmiKomManjappaHavanur		222	1	Machinery	SoilMoistureConservation	TCB	Ha	0.05741	1.200	14.625	75.569	0.0689
							WasteWair	No	0.05	1.000			0.0500	
							Forestry	Ha	0.1525	0.8			0.1220	
							WaterWay	RMT	0.005	150.0000			0.7500	
	2434	PinjaraVajirSab		222	2	Machinery	SoilMoistureConservation	TCB	Ha	0.05741	0.300	14.625	75.569	0.0172
							WasteWair	No	0.05	0.0000			0.0000	
							Forestry	Ha	0.1525	0.3			0.0458	
							WaterWay	RMT	0.005	75.0000			0.3750	
							Horticulture	Ha	0.22634	0.100			0.0226	
	2435	HavanauKariyappaBinHanumanthappa		222	2B	Machinery	SoilMoistureConservation	TCB	Ha	0.05741	1.4200	14.625	75.569	0.0815
							WasteWair	No	0.0500	1			0.0500	
							Forestry	Ha	0.1525	1.2000			0.1830	
							WaterWay	RMT	0.005	150.000			0.7500	
							Horticulture	Ha	0.22634	0.5000			0.1132	
	2436	PinjaraRajaSab		222	4	Machinery	SoilMoistureConservation	TCB	Ha	0.0574	0.26	14.625	75.569	0.0149
							WasteWair	No	0.05	0.0000			0.0000	
							Forestry	Ha	0.1525	0.200			0.0305	
							WaterWay	RMT	0.005	50.0000			0.2500	
							Horticulture	Ha	0.2263	0.2			0.0453	
	2437	BudanaSabTandeBabujanSabPinjarUrphPatammanavar		222	5	Machinery	SoilMoistureConservation	TCB	Ha	0.05741	0.2600	14.625	75.569	0.0149
							WasteWair	No	0.05	0.000			0.0000	
							Forestry	Ha	0.1525	0.2000			0.0305	
							WaterWay	RMT	0.0050	50			0.2500	
							Horticulture	Ha	0.22634	0.2000			0.0453	
	2438	PinjarMahabubSab		222	6	Machinery	SoilMoistureConservation	TCB	Ha	0.05741	0.260	14.625	75.569	0.0149
							WasteWair	No	0.05	0.0000			0.0000	

							Forestry	Ha	0.1525	0.2			0.0305
							WaterWay	RMT	0.005	40.0000			0.2000
							Horticulture	Ha	0.22634	0.200			0.0453
	2439	PinjarBabujanSab		222	7	Machinery	SoilMoistureConservation	TCB	0.05741	0.2600	14.625	75.569	0.0149
							WasteWair	No	0.0500	0			0.0000
							Forestry	Ha	0.1525	0.2000			0.0305

VillageName	Farmer Code	FarmerName	Aadhar CardNo	Survey Number	RateType(Manually/Machinery)	ActivityType(SoilMoistureConservationActivity/WaterHarvestingActivity)	ActivityName	Unit	Unit Cost(InLacs)	Proposed Quantity	Latitude(Deg-Min-Sec)	Longitude(Deg-Min-Sec)	TotalCost(InLacs)	Site Photo
							WaterWay	RMT	0.005	40.000			0.2000	
							Horticulture	Ha	0.22634	0.2000			0.0453	
	2440	RajaBiPinjar		222	8	Machinery	SoilMoistureConservation	TCB	Ha	0.0574	0.26	14.625	75.569	0.0149
							WasteWair	No	0.05	0.0000			0.0000	
							Forestry	Ha	0.1525	0.200			0.0305	
							WaterWay	RMT	0.005	40.0000			0.2000	
							Horticulture	Ha	0.2263	0.2			0.0453	
	2441	BidarJamaSab		223	*	Machinery	SoilMoistureConservation	TCB	Ha	0.05741	1.7700	14.625	75.569	0.1016
							WasteWair	No	0.05	3.000			0.1500	
							Forestry	Ha	0.1525	1.2000			0.1830	
							WaterWay	RMT	0.0050	200			1.0000	
							Horticulture	Ha	0.22634	1.5000			0.3395	
	2442	AjaraddiAshok		224	1	Machinery	SoilMoistureConservation	TCB	Ha	0.05741	1.200	14.625	75.569	0.0689
							WasteWair	No	0.05	1.0000			0.0500	
							Forestry	Ha	0.1525	0.8			0.1220	
							Horticulture	Ha	0.22634	0.3000			0.0679	
	2443	AjaraddiShivimalavathi		224	2	Machinery	SoilMoistureConservation	TCB	Ha	0.05741	1.480	14.625	75.569	0.0850
							WasteWair	No	0.05	1.0000			0.0500	
							Forestry	Ha	0.1525	0.5			0.0763	
							Horticulture	Ha	0.22634	0.4000			0.0905	
	2444	DindadalliSulthanSab		225	*	Machinery	SoilMoistureConservation	TCB	Ha	0.05741	0.950	14.625	75.569	0.0545
							WasteWair	No	0.05	1.0000			0.0500	
							Forestry	Ha	0.1525	0.5			0.0763	
							WaterWay	RMT	0.005	100.0000			0.5000	
							Horticulture	Ha	0.22634	0.800			0.1811	
	2445	ChinnanavarNilappa		226	*	Machinery	SoilMoistureConservation	TCB	Ha	0.05741	1.4700	14.625	75.569	0.0844
							WasteWair	No	0.0500	1			0.0500	
							Forestry	Ha	0.1525	1.2000			0.1830	
							WaterWay	RMT	0.005	200.000			1.0000	
							Horticulture	Ha	0.22634	1.5000			0.3395	
	2446	ChinnanavarNilappaBinRamappa		227	1	Machinery	SoilMoistureConservation	TCB	Ha	0.0574	0.25	14.625	75.569	0.0144
							WasteWair	No	0.05	0.0000			0.0000	
							Forestry	Ha	0.1525	0.200			0.0305	
							Horticulture	Ha	0.22634	0.2000			0.0453	
	2447	ChinnanavarGaurmma		227	2	Machinery	SoilMoistureConservation	TCB	Ha	0.0574	0.25	14.625	75.569	0.0144
							WasteWair	No	0.05	1.0000			0.0500	
							Forestry	Ha	0.1525	0.200			0.0305	
							Horticulture	Ha	0.22634	0.0000			0.0000	
	2448	ChinnanavarNilappa		227	3	Machinery	SoilMoistureConservation	TCB	Ha	0.0574	0.25	14.625	75.569	0.0144
							WasteWair	No	0.05	0.0000			0.0000	
							Forestry	Ha	0.1525	0.200			0.0305	
							Horticulture	Ha	0.22634	0.2000			0.0453	
	2449	ChinnanavarNilappa		227	4	Machinery	SoilMoistureConservation	TCB	Ha	0.0574	0.25	14.625	75.569	0.0144
							WasteWair	No	0.05	0.0000			0.0000	
							Forestry	Ha	0.1525	0.200			0.0305	
							Horticulture	Ha	0.22634	0.2000			0.0453	
	2450	DombarChandrashekara		228	*	Machinery	SoilMoistureConservation	TCB	Ha	0.0574	0.63	14.625	75.569	0.0362
							WasteWair	No	0.05	1.0000			0.0500	
							Forestry	Ha	0.1525	0.600			0.0915	
							WaterWay	RMT	0.005	100.0000			0.5000	
	2451	ChinnanavaraLakshamavva		229	*	Machinery	SoilMoistureConservation	TCB	Ha	0.0574	0.66	14.625	75.569	0.0379



							WasteWair	No	0.05	1.0000			0.0500
							Forestry	Ha	0.1525	0.600			0.0915
							WaterWay	RMT	0.005	100.0000			0.5000
							Horticulture	Ha	0.2263	0.6			0.1358
2452	ChinnanavarHanumappa		230	*	Machinery	SoilMoistureConservation	TCB	Ha	0.05741	0.9200	14.625	75.569	0.0528
							WasteWair	No	0.05	1.000			0.0500

VillageName	Farmer Code	FarmerName	Aadhar CardNo	Survey Number	RateType(Manually/Machinery)	ActivityType(SoilMoistureConservationActivity/WaterHarvestingActivity)	ActivityName	Unit	Unit Cost(InLacs)	Proposed Quantity	Latitude(Deg-Min-Sec)	Longitude(Deg-Min-Sec)	TotalCost(InLacs)	Site Photo
							Forestry	Ha	0.1525	0.6000			0.0915	
							WaterWay	RMT	0.0050	100			0.5000	
							Horticulture	Ha	0.22634	0.3000			0.0679	
	2453	bannihattiMukhappa		231	1	Machinery	SoilMoistureConservation	TCB	Ha	0.05741	0.890	14.625	75.569	0.0511
							WasteWair	No	0.05	1.0000			0.0500	
							Forestry	Ha	0.1525	0.6			0.0915	
							WaterWay	RMT	0.005	100.0000			0.5000	
							Horticulture	Ha	0.22634	0.400			0.0905	
	2454	PatilShambugouda		231	2	Machinery	SoilMoistureConservation	TCB	Ha	0.05741	0.2600	14.625	75.569	0.0149
							WasteWair	No	0.0500	0			0.0000	
							Forestry	Ha	0.1525	0.2000			0.0305	
							WaterWay	RMT	0.005	50.000			0.2500	
	2455	PatilGirijavakomChandragouda		231	2	Machinery	SoilMoistureConservation	TCB	Ha	0.05741	0.2600	14.625	75.569	0.0149
							WasteWair	No	0.0500	0			0.0000	
							Forestry	Ha	0.1525	0.2000			0.0305	
							WaterWay	RMT	0.005	50.000			0.2500	
	2456	PatilRudaragouda		231	3	Machinery	SoilMoistureConservation	TCB	Ha	0.05741	0.2600	14.625	75.569	0.0149
							WasteWair	No	0.0500	0			0.0000	
							Forestry	Ha	0.1525	0.2000			0.0305	
							WaterWay	RMT	0.005	50.000			0.2500	
	2457	PatilMallanagouda		231	4	Machinery	SoilMoistureConservation	TCB	Ha	0.05741	0.2600	14.625	75.569	0.0149
							WasteWair	No	0.0500	0			0.0000	
							Forestry	Ha	0.1525	0.2000			0.0305	
							WaterWay	RMT	0.005	50.000			0.2500	
	2458	PatilChandragouda		231	5	Machinery	SoilMoistureConservation	TCB	Ha	0.05741	0.2600	14.625	75.569	0.0149
							WasteWair	No	0.0500	0			0.0000	
							Forestry	Ha	0.1525	0.2000			0.0305	
							WaterWay	RMT	0.005	50.000			0.2500	
	2459	BannihattiKallappa		232	1+2	Machinery	SoilMoistureConservation	TCB	Ha	0.05741	1.0800	14.625	75.569	0.0620
							WasteWair	No	0.0500	1			0.0500	
							Forestry	Ha	0.1525	0.5000			0.0763	
							WaterWay	RMT	0.005	150.000			0.7500	
	2460	SanshadaBegamMKarimkhanUrphBidari		233	1	Machinery	SoilMoistureConservation	TCB	Ha	0.05741	1.5400	14.625	75.569	0.0884
							WasteWair	No	0.0500	3			0.1500	
							Forestry	Ha	0.1525	1.2000			0.1830	
							WaterWay	RMT	0.005	150.000			0.7500	
							Horticulture	Ha	0.22634	0.5000			0.1132	
	2461	BidariJamaSab		233	2	Machinery	SoilMoistureConservation	TCB	Ha	0.05741	1.54	14.625	75.569	0.0884
							WasteWair	No	0.05	3.0000			0.1500	
							Forestry	Ha	0.1525	1.000			0.1525	
							WaterWay	RMT	0.005	150.0000			0.7500	
							Horticulture	Ha	0.2263	0.5			0.1132	
	2462	HucchannanavarDilleppa		234	1	Machinery	SoilMoistureConservation	TCB	Ha	0.05741	0.6300	14.625	75.569	0.0362
							WasteWair	No	0.05	1.000			0.0500	
							Forestry	Ha	0.1525	0.5000			0.0763	
							WaterWay	RMT	0.0050	100			0.5000	
	2463	ShankrappaTandeAdivappaHucchannanavar		234	2	Machinery	SoilMoistureConservation	TCB	Ha	0.05741	0.1900	14.625	75.569	0.0109
							WasteWair	No	0.05	0.000			0.0000	
							Forestry	Ha	0.1525	0.1000			0.0153	
							Horticulture	Ha	0.2263	0.1			0.0226	
	2464	HucchannanavarDillappa		234	3	Machinery	SoilMoistureConservation	TCB	Ha	0.05741	0.1800	14.625	75.569	0.0103

							WasteWair	No	0.05	0.000			0.0000
							Forestry	Ha	0.1525	0.2000			0.0305
							WaterWay	RMT	0.0050	50			0.2500
							Horticulture	Ha	0.22634	0.1000			0.0226
2465	HucchannavarDurgappa		234	4	Machinery	SoilMoistureConservation	TCB	Ha	0.05741	0.230	14.625	75.569	0.0132
							WasteWair	No	0.05	0.0000			0.0000

VillageName	Farmer Code	FarmerName	Aadhar CardNo	Survey Number	RateType(Manually/Machinery)	ActivityType(SoilMoistureConservationActivity/WaterHarvestingActivity)	ActivityName	Unit	Unit Cost(InLacs)	Proposed Quantity	Latitude(Deg-Min-Sec)	Longitude(Deg-Min-Sec)	TotalCost(InLacs)	Site Photo
							Forestry	Ha	0.1525	0.2			0.0305	
							WaterWay	RMT	0.005	50.0000			0.2500	
							Horticulture	Ha	0.22634	0.200			0.0453	
	2466	GirijammaHirekerur		235	1	Machinery	SoilMoistureConservation	TCB	Ha	0.05741	0.4100	14.625	75.569	0.0235
							WasteWair	No	0.0500	1			0.0500	
							Forestry	Ha	0.1525	0.2000			0.0305	
							WaterWay	RMT	0.005	50.000			0.2500	
	2467	NilavvaHirekerur		235	2	Machinery	SoilMoistureConservation	TCB	Ha	0.05741	0.9000	14.625	75.569	0.0517
							WasteWair	No	0.0500	1			0.0500	
							Forestry	Ha	0.1525	0.5000			0.0763	
							WaterWay	RMT	0.005	100.000			0.5000	
	2468	PatilUrphBalanagoudaBalanagouda		236	1	Machinery	SoilMoistureConservation	TCB	Ha	0.05741	0.1500	14.625	75.569	0.0086
							WasteWair	No	0.0500	0			0.0000	
							Forestry	Ha	0.1525	0.1000			0.0153	
							WaterWay	RMT	0.005	30.000			0.1500	
	2469	BalanagoudaBalanagouda		236	2	Machinery	SoilMoistureConservation	TCB	Ha	0.05741	0.1100	14.625	75.569	0.0063
							WasteWair	No	0.0500	0			0.0000	
							Forestry	Ha	0.1525	0.1000			0.0153	
							WaterWay	RMT	0.005	30.000			0.1500	
	2470	BalanagoudaMallanagouda		236	3+4	Machinery	SoilMoistureConservation	TCB	Ha	0.05741	0.2900	14.625	75.569	0.0166
							WasteWair	No	0.0500	0			0.0000	
							Forestry	Ha	0.1525	0.2000			0.0305	
							WaterWay	RMT	0.005	30.000			0.1500	
	2471	BalgoudarBharmagouda		236	5	Machinery	SoilMoistureConservation	TCB	Ha	0.05741	0.0900	14.625	75.569	0.0052
							WasteWair	No	0.0500	0			0.0000	
							Forestry	Ha	0.1525	0.1000			0.0153	
							Horticulture	Ha	0.22634	0.100			0.0226	
	2472	AiraniNingavvaKomShiddappa		237	*	Machinery	SoilMoistureConservation	TCB	Ha	0.05741	0.0700	14.625	75.569	0.0040
							WasteWair	No	0.0500	0			0.0000	
							Forestry	Ha	0.1525	0.0500			0.0076	
							Horticulture	Ha	0.22634	0.050			0.0113	
	2473	KambaliBasalingavvaKomBirappa		237	*	Machinery	SoilMoistureConservation	TCB	Ha	0.05741	0.0700	14.625	75.569	0.0040
							WasteWair	No	0.0500	0			0.0000	
							Forestry	Ha	0.1525	0.0500			0.0076	
							Horticulture	Ha	0.22634	0.050			0.0113	
	2474	GangammanavarMallappaBinHanumappa		237	*	Machinery	SoilMoistureConservation	TCB	Ha	0.05741	0.6300	14.625	75.569	0.0362
							WasteWair	No	0.0500	1			0.0500	
							Forestry	Ha	0.1525	0.2000			0.0305	
							WaterWay	RMT	0.005	100.000			0.5000	
	2475	GangammanavarHanumavvaKomNilappa		237	*	Machinery	SoilMoistureConservation	TCB	Ha	0.05741	0.3900	14.625	75.569	0.0224
							WasteWair	No	0.0500	1			0.0500	
							Forestry	Ha	0.1525	0.2000			0.0305	
							WaterWay	RMT	0.005	50.000			0.2500	
	2476	BarkiBhimappa		238	1	Machinery	SoilMoistureConservation	TCB	Ha	0.05741	0.5100	14.625	75.569	0.0293
							WasteWair	No	0.0500	1			0.0500	
							Forestry	Ha	0.1525	0.2000			0.0305	
							WaterWay	RMT	0.005	50.000			0.2500	
	2477	BarkiSiddammaKomDyamappa		238	1	Machinery	SoilMoistureConservation	TCB	Ha	0.05741	0.5100	14.625	75.569	0.0293
							WasteWair	No	0.0500	1			0.0500	
							Forestry	Ha	0.1525	0.4000			0.0610	
							WaterWay	RMT	0.005	50.000			0.2500	

2478	ChinnanavarLakshmavva	238	2	Machinery	SoilMoistureConservation	TCB	Ha	0.05741	1.4400	14.625	75.569	0.0827
						WasteWeir	No	0.0500	1			0.0500
						Forestry	Ha	0.1525	0.5000			0.0763
						WaterWay	RMT	0.005	150.000			0.7500
2479	HosamaniPuttanagoudaBinHanumagouda	239	1	Machinery	SoilMoistureConservation	TCB	Ha	0.05741	0.2800	14.625	75.569	0.0161
						WasteWeir	No	0.0500	0			0.0000

VillageName	Farmer Code	FarmerName	Aadhar CardNo	Survey Number	RateType(Manually/Machinery)	ActivityType(SoilMoistureConservationActivity/WaterHarvestingActivity)	ActivityName	Unit	Unit Cost(InLacs)	Proposed Quantity	Latitude(Deg-Min-Sec)	Longitude(Deg-Min-Sec)	TotalCost(InLacs)	Site Photo
							Forestry	Ha	0.1525	0.2000			0.0305	
							Horticulture	Ha	0.22634	0.200			0.0453	
	2480	HosamaniBasappa		239	2	Machinery	SoilMoistureConservation	TCB	Ha	0.05741	0.2900	14.625	75.569	0.0166
							WasteWair	No	0.0500	0			0.0000	
							Forestry	Ha	0.1525	0.2000			0.0305	
							WaterWay	RMT	0.005	30.000			0.1500	
	2481	Hosamaniirappa		239	3	Machinery	SoilMoistureConservation	TCB	Ha	0.05741	0.3000	14.625	75.569	0.0172
							WasteWair	No	0.0500	0			0.0000	
							Forestry	Ha	0.1525	0.3000			0.0458	
							WaterWay	RMT	0.005	30.000			0.1500	
	2482	HosamaniHanumappa		239	4	Machinery	SoilMoistureConservation	TCB	Ha	0.05741	0.2800	14.625	75.569	0.0161
							WasteWair	No	0.0500	0			0.0000	
							Forestry	Ha	0.1525	0.2000			0.0305	
							Horticulture	Ha	0.22634	0.200			0.0453	
							WaterWay	RMT	0.005	30.0000			0.1500	
	2483	HosamaniNingavva		239	5	Machinery	SoilMoistureConservation	TCB	Ha	0.0574	0.26	14.625	75.569	0.0149
							WasteWair	No	0.05	0.0000			0.0000	
							Forestry	Ha	0.1525	0.200			0.0305	
							WaterWay	RMT	0.005	30.0000			0.1500	
	2484	HosamaniRudrappa		239	6	Machinery	SoilMoistureConservation	TCB	Ha	0.0574	0.26	14.625	75.569	0.0149
							WasteWair	No	0.05	0.0000			0.0000	
							Forestry	Ha	0.1525	0.200			0.0305	
							WaterWay	RMT	0.005	30.0000			0.1500	
	2485	HosamaniHemappa		239	7	Machinery	SoilMoistureConservation	TCB	Ha	0.0574	0.26	14.625	75.569	0.0149
							WasteWair	No	0.05	0.0000			0.0000	
							Forestry	Ha	0.1525	0.200			0.0305	
							Nalarevitment	RMT	0.05	50.0000			2.5000	
							WaterWay	RMT	0.0050	30			0.1500	
	2486	MucchikkannanavarMaradeppa		240	*	Machinery	SoilMoistureConservation	TCB	Ha	0.05741	2.8300	14.625	75.569	0.1625
							WasteWair	No	0.05	1.000			0.0500	
							Forestry	Ha	0.1525	0.5000			0.0763	
							LRRS	No	2.5000	1			2.5000	
							WaterWay	RMT	0.005	200.0000			1.0000	
	2487	SannaGaneshappaUrphBabuTandeSadhashivappaBanagar		241	1	Machinery	SoilMoistureConservation	TCB	Ha	0.05741	2.000	14.625	75.569	0.1148
							WasteWair	No	0.05	3.0000			0.1500	
							Forestry	Ha	0.1525	1			0.1525	
							WaterWay	RMT	0.005	150.0000			0.7500	
							LRRS	No	2.5	1.000			2.5000	
							Horticulture	Ha	0.22634	1.5000			0.3395	
	2488	AjayaBanagar		241	2	Machinery	SoilMoistureConservation	TCB	Ha	0.0574	2	14.625	75.569	0.1148
							WasteWair	No	0.05	3.0000			0.1500	
							Forestry	Ha	0.1525	1.500			0.2288	
							WaterWay	RMT	0.005	200.0000			1.0000	
	2489	JainaSanjayaBinVanechanda		249	1	Machinery	SoilMoistureConservation	TCB	Ha	0.0574	0.8	14.625	75.569	0.0459
							WasteWair	No	0.05	1.0000			0.0500	
							Forestry	Ha	0.1525	0.400			0.0610	
							Horticulture	Ha	0.22634	0.2000			0.0453	
	2490	HosamaniPhirSab		249	2	Machinery	SoilMoistureConservation	TCB	Ha	0.0574	0.76	14.625	75.569	0.0436
							WasteWair	No	0.05	1.0000			0.0500	
							Forestry	Ha	0.1525	0.400			0.0610	
							Horticulture	Ha	0.22634	0.3000			0.0679	

2491	JainaSanjayaBinVanechanda	249	3	Machinery	SoilMoistureConservation	TCB	Ha	0.0574	2.31	14.625	75.569	0.1326
						WasteWeir	No	0.05	3.0000			0.1500
						Forestry	Ha	0.1525	1.500			0.2288
						Horticulture	Ha	0.22634	0.4000			0.0905
2492	HosamaniHusenSab	249	4	Machinery	SoilMoistureConservation	TCB	Ha	0.0574	0.76	14.625	75.569	0.0436
						WasteWeir	No	0.05	1.0000			0.0500

VillageName	Farmer Code	FarmerName	Aadhar CardNo	Survey Number	RateType(Manually/Machinery)	ActivityType(SoilMoistureConservationActivity/WaterHarvestingActivity)	ActivityName	Unit	Unit Cost(InLacs)	Proposed Quantity	Latitude(Deg-Min-Sec)	Longitude(Deg-Min-Sec)	TotalCost(InLacs)	Site Photo
							Forestry	Ha	0.1525	0.400			0.0610	
							Horticulture	Ha	0.22634	0.3000			0.0679	
	2493	HosamaniMajidSabBinHucchuSab		249	5	Machinery	SoilMoistureConservation	TCB	Ha	0.0574	0.76	14.625	75.569	0.0436
							WasteWair	No	0.05	1.0000			0.0500	
							Forestry	Ha	0.1525	0.400			0.0610	
							Horticulture	Ha	0.22634	0.3000			0.0679	
	2494	MadivalarYallappa		251	*	Machinery	SoilMoistureConservation	TCB	Ha	0.0574	0.45	14.625	75.569	0.0258
							WasteWair	No	0.05	1.0000			0.0500	
							Forestry	Ha	0.1525	0.200			0.0305	
							Horticulture	Ha	0.22634	0.2000			0.0453	
	2495	MadivalarYallappa		252	1+2	Machinery	SoilMoistureConservation	TCB	Ha	0.0574	0.68	14.625	75.569	0.0390
							WasteWair	No	0.05	1.0000			0.0500	
							Forestry	Ha	0.1525	0.400			0.0610	
							Horticulture	Ha	0.22634	0.3000			0.0679	
	2496	Barkikariyappa		252	3	Machinery	SoilMoistureConservation	TCB	Ha	0.0574	0.44	14.625	75.569	0.0253
							WasteWair	No	0.05	1.0000			0.0500	
							Forestry	Ha	0.1525	0.300			0.0458	
							Horticulture	Ha	0.22634	0.1000			0.0226	
	2497	PatilGiriyawaKomChandragouda		252	4	Machinery	SoilMoistureConservation	TCB	Ha	0.0574	0.13	14.625	75.569	0.0075
							WasteWair	No	0.05	0.0000			0.0000	
							Forestry	Ha	0.1525	0.100			0.0153	
							Horticulture	Ha	0.22634	0.1000			0.0226	
	2498	PatilMallangouda		252	5	Machinery	SoilMoistureConservation	TCB	Ha	0.0574	0.12	14.625	75.569	0.0069
							WasteWair	No	0.05	0.0000			0.0000	
							Forestry	Ha	0.1525	0.100			0.0153	
							Horticulture	Ha	0.22634	0.1000			0.0226	
	2499	PatilShambhogouda		252	6	Machinery	SoilMoistureConservation	TCB	Ha	0.0574	0.12	14.625	75.569	0.0069
							WasteWair	No	0.05	0.0000			0.0000	
							Forestry	Ha	0.1525	0.100			0.0153	
							Horticulture	Ha	0.22634	0.1000			0.0226	
	2500	PatilRudragouda		252	7	Machinery	SoilMoistureConservation	TCB	Ha	0.0574	0.12	14.625	75.569	0.0069



VillageName	Farmer Code	FarmerName	Aadhar CardNo	Survey Number	RateType(Manually/Machinery)	ActivityType(SoilMoistureConservationActivity/WaterHarvestingActivity)	ActivityName	Unit	Unit Cost(InLacs)	Proposed Quantity	Latitude(Deg-Min-Sec)	Longitude(Deg-Min-Sec)	TotalCost(InLacs)	Site Photo
							WasteWair	No	0.05	0.0000			0.0000	
							Forestry	Ha	0.1525	0.100			0.0153	
							Horticulture	Ha	0.22634	0.1000			0.0226	
	2501	BelavigiDevanrappaBinHanumappa		253	1	Machinery	SoilMoistureConservation	TCB	Ha	0.0574	1.6	14.625	75.569	0.0919
							WasteWair	No	0.05	3.0000			0.1500	
							Forestry	Ha	0.1525	0.800			0.1220	
							Horticulture	Ha	0.22634	1.5000			0.3395	
	2502	DiksithaSubhramanya		253	2	Machinery	SoilMoistureConservation	TCB	Ha	0.0574	2.81	14.625	75.569	0.1613
							WasteWair	No	0.05	3.0000			0.1500	
							Forestry	Ha	0.1525	2.000			0.3050	
							Horticulture	Ha	0.22634	1.5000			0.3395	
	2503	VandanaTandeMaltheshaKulkarniUrphVandanaHarlapur		254	*	Machinery	SoilMoistureConservation	TCB	Ha	0.0574	1.59	14.625	75.569	0.0913
							WasteWair	No	0.05	1.0000			0.0500	
							Forestry	Ha	0.1525	0.800			0.1220	
							Horticulture	Ha	0.22634	0.7000			0.1584	
	2504	DombaraNilappa		255	1	Machinery	SoilMoistureConservation	TCB	Ha	0.0574	2.61	14.625	75.569	0.1498
							WasteWair	No	0.05	3.0000			0.1500	
							Forestry	Ha	0.1525	1.500			0.2288	
							Horticulture	Ha	0.22634	1.5000			0.3395	
	2505	DombaraShivappa		255	2a	Machinery	SoilMoistureConservation	TCB	Ha	0.0574	1.3	14.625	75.569	0.0746
							WasteWair	No	0.05	1.0000			0.0500	
							Forestry	Ha	0.1525	1.000			0.1525	
							Horticulture	Ha	0.22634	0.4000			0.0905	
	2506	BasavarajDombara		255	2a	Machinery	SoilMoistureConservation	TCB	Ha	0.0574	0.39	14.625	75.569	0.0224
							WasteWair	No	0.05	1.0000			0.0500	
							Forestry	Ha	0.1525	0.200			0.0305	
							Horticulture	Ha	0.22634	0.4000			0.0905	
	2507	NangappaDombara		255	3	Machinery	SoilMoistureConservation	TCB	Ha	0.0574	0.12	14.625	75.569	0.0069
							WasteWair	No	0.05	0.0000			0.0000	
							Forestry	Ha	0.1525	0.100			0.0153	
							Horticulture	Ha	0.22634	0.1000			0.0226	
	2508	GuddappaDombara		255	4	Machinery	SoilMoistureConservation	TCB	Ha	0.0574	0.4	14.625	75.569	0.0230
							WasteWair	No	0.05	1.0000			0.0500	
							Forestry	Ha	0.1525	0.200			0.0305	
							Horticulture	Ha	0.22634	0.4000			0.0905	
	2509	HaggappaDombara		255	5	Machinery	SoilMoistureConservation	TCB	Ha	0.0574	0.4	14.625	75.569	0.0230
							WasteWair	No	0.05	1.0000			0.0500	
							Forestry	Ha	0.1525	0.200			0.0305	
							Horticulture	Ha	0.22634	0.4000			0.0905	
	2510	DikshitaSubaramanya		256	*	Machinery	SoilMoistureConservation	TCB	Ha	0.0574	1.97	14.625	75.569	0.1131
							WasteWair	No	0.05	3.0000			0.1500	
							Forestry	Ha	0.1525	1.000			0.1525	
							Horticulture	Ha	0.22634	0.4000			0.0905	
	2511	PatillBasavannevvaKomShivangouda		257	1+2+4+	Machinery	SoilMoistureConservation	TCB	Ha	0.0574	0.47	14.625	75.569	0.0270
							WasteWair	No	0.05	1.0000			0.0500	
							Forestry	Ha	0.1525	0.300			0.0458	
							Horticulture	Ha	0.22634	0.2000			0.0453	
	2512	PatilShanthamma		257	1+2+4+	Machinery	SoilMoistureConservation	TCB	Ha	0.0574	1.66	14.625	75.569	0.0953
							WasteWair	No	0.05	3.0000			0.1500	
							Forestry	Ha	0.1525	1.000			0.1525	
							Horticulture	Ha	0.22634	0.4000			0.0905	

	2513	KomadhodaNurahamad		258	*	Machinery	SoilMoistureConservation	TCB	Ha	0.0574	1.21	14.625	75.569	0.0695
								WasteWair	No	0.05	1.0000			0.0500
								Forestry	Ha	0.1525	1.000			0.1525
								Horticulture	Ha	0.22634	0.3000			0.0679

[Chapter-IV]4.5DetailsofVegetativeCoverActivities

PlantationType:HorticulturteActivities

VillageName	FarmerName:	FarmerCode	AadharCardNo.	RateType(Manually/Machinery)	SurveyNo:	Total Area (Ha.)	Proposed Area(Ha.)	Activity/Model/Plant/CropName:	Numberof PlantsPer Ha	No.of plants	Methodofirrigation(Drip/Ring/Surface)	Sourceofirrigation(Canal/Rainfed/Well)	AreaasperTypeOfLand(Ha.)		OwnershipofLand(CommunityLand/PrivateLand/Other)	Latitude(Deg-Min-Sec)	Longitude (Deg-Min-Sec)
													WasteLand	Cultivable			
Hulihalli4 D4C2G1f	CHAPTER4.4ALLFARMERS	-	-	Manually	-	30.00	30.00	COCONUT, SAPOTA,CURRYLEAF,GUAVA,MANGO,LEMMON	100	3000	DRIP Irrigation	BOREWELL	0	30.00	PrivateLand		

[Chapter-IV]4.5ADetailsofVegetativeCoverActivities

PlantationType:AfforestationActivities

VillageName	FarmerName:	FarmerCode	AadharCardNo.	RateType(Manually/Machinery)	SurveyNo:	TotalArea (Ha.)	Proposed Area(Ha.)	Activity/Model/Plant/CropName:	Numberof PlantsPer Ha	No.ofplants	Methodofirrigation(Drip/Ring/Surface)	Sourceofirrigation (Canal/Rainfed/Well)	AreaasperTypeOfLand(Ha.)		Ownershipof Land(CommunityLand/PrivateLand/OtherLand)
													WasteLand	Cultivable	
Hulihalli 4D4C2G1f	CHAPTER4.4 ALLFARMERS			Manually		40.00	40.00	TEAK,SILVER OAK,MAHAGONI,BAMBOO	100	4000	DRIP Irrigation	BOREWELL	0	40.00	PrivateLand

[Chapter-IV]4.5B.DetailsofVegetativeCoverActivities

PlantationType:Fodderdevelopment

VillageName	FarmerName:	FarmerCode	AadharCardNo.	RateType(Manually/Machinery)	SurveyNo:	TotalArea (Ha.)	Proposed Area(Ha.)	Activity/Model/Plant/CropName:	Numberof PlantsPer Ha	No.ofplants	Methodofirrigation(Drip/Ring/Surface)	Sourceofirrigation (Canal/Rainfed/Well)	AreaasperTypeOfLand(Ha.)		Ownershipof Land(CommunityLand/PrivateLand/OtherLand)
													WasteLand	Cultivable	
Hulihalli 4D4C2G1f	CHAPTER4.4 ALLFARMERS			Manually		2.00	2.00	PLANTINGOFF ODDERCROPVIZNAPIERGRASS&LUCERN	10000	20000	DRIP Irrigation	BOREWELL	0	2.00	PrivateLand

[Chapter-IV]4.5CDetailsofVegetativeCoverActivities

PlantationType:NurseryActivities

VillageName	FarmerName:	FarmerCode	AadharCardNo.	RateType(Manually/Machinery)	SurveyNo:	TotalArea (Ha.)	Proposed Area(Ha.)	Activity/Model/Plant/CropName:	Numberof PlantsPer Ha	No.ofplants	Methodofirrigation(Drip/Ring/Surface)	Sourceofirrigation (Canal/Rainfed/Well)	AreaasperTypeOfLand(Ha.)		Ownershipof Land(CommunityLand/PrivateLand/OtherLand)
													WasteLand	Cultivable	
Hulihalli 4D4C2G1f	CHAPTER4.4 ALLFARMERS														



#### 4.NetPlanningandProjectactivities

Rsinlakhs

Itisforallreaches(upper,middleandlower)andalsoforPrivate,Commonanddraingelineareas

[Chapter-IV]4.1,4.1ABaselineData-VillagewiseSurveyNumbers&FarmerwiseSurveyNumbers

MICROCODE	NameofFarmer	Farmer Code	SurveyNo		Area (Ha)
Hulihalli	BalanagludarNilavvaKomChannagouda	2514	1	5೉	1.72
4D4C2G2a	PatilUrphBalanagudarChannabasanagouda	2515	1	6೉	0.4
	BalagoudarChanabasanagouda	2516	1	7+8	0.64
	JainUrphSanghaviMahendraKurmar	2517	1	7+8	0.64
	BalangoudarNinganagouda	2518	1	1	0.78
	HanumanthappaTandeBudigoudaBanakara	2519	1	10	0.14
	BasanagoudaTandeHanumagoudaBalagouda	2520	1	11	0.14
	BalanagoudarNilaKomRamesha	2521	1	12	0.2
	KCLingarajaTandeChannabasanagoudaKarabasallanavar	2522	1	2	0.76
	LakshmanaUrphLakshmanareddiTandeUrphVishnureddiHalageri				0.08
	BalanagoudaNilavvaKomChannagouda	2524	1	5೉	1.72
	PatilBasannnevvaKomShivanagouda	2525	1	5ೞ	1.35
	PatilUrphBalangoudaChannabasangouda	2526	1	6೉	0.4
	PatilUrphBalangodarBalanagouda	2527	1	6ೞ	0.68
	BlanagoudarNaganagouda	2528	1	9೉	0.4
	BalangodarNinganagouda	2529	1	9ೞ	0.4
	ChannagoudaTandeThippnagoudaBalangodar	2530	1	9ೞ	0.4
	PatilMallangouda	2531	3	1ೞ	0.35
	PatilShombhouda	2532	3	1೉	0.25
	PatilGirijavvaKomChandragouda	2533	3	1ೞ	0.35
	PatilRudaragouda	2534	3	1ೞ	0.35
	GudagurHanumappa	2535	3	2	0.33
	GudagurMouneshaChannabasappa	2536	3	3	0.34
	GudaguraSuresh	2537	3	4	0.34
	GudagurRathnavva	2538	3	5	0.34
	PunannanavaraBasappa	2539	4	*	1.21
	SanjivappaDoddamani	2540	5	*	1.28

	ValiNagavvaKomVirupakshappa	2541	6	1	1.5
--	-----------------------------	------	---	---	-----

MICROCODE	NameofFarmer	Farmer Code	SurveyNo	Area (Ha)
	KolliHanumanthappa	2542	6 2□□□	0.68
	KulkarniRamanna	2543	6 10	0.19
	DevadrappaBanagara	2544	6 15	0.1
	PuttappaKoravara	2545	6 16	0.02
	BidariPirSab	2546	6 3ೃ	0.96
	ShaphisabTandeRajeSabBidari	2547	6 9	0.8
	ChanbasammaPujannavara	2548	7 1	0.8
	RameshTandeJakkappaPujannanavar	2549	7 4	0.4
	PujannanavarHanumanthappa	2550	7 5	1.2
	UmeshaTandeJakkappaPujannanavar	2551	7 6	0.4
	MallappaTandeJakkappaPujannanavar	2552	7 7	0.4
	PujannanavarChandrappa	2553	7 8	0.8
	BadigerUrphArkachariParmeshvarappa	2554	8 1ಠ	0.17
	JainRajesha	2555	8 1ೞ	0.46
	BadigeraManjulaUrphAnasuyaKomMouneshappa	2556	8 2ೃ	1.65
	RudaragoudaPatil	2557	8 1ೃ	0.3
	RathanavvaKomKrishanppaBadiger	2558	8 2B	1.62
	MukannanavarHucchappa	2559	8 2C	1.68
	BharmagoudaPatil	2560	8 3	0.33
	SomanagoudaPatil	2561	8 4	0.33
	MukannanavarDevendrappa	2562	35 1	0.31
	MukannanavarChinnapa	2563	35 2	0.4
	MukannanavarHemappa	2564	35 3	0.8
	MukannanavarRavi	2565	35 4	0.8
	PatilChannagouda	2566	36 1A	0.56
	PatilChannagouda	2567	36 1B	0.51
	MukannanavarNilamma	2568	36 2ೃ	0.68
	MukannanavarNilamma	2569	36 2ೞ	0.67
	PatilSumangalaKomMarulasiddangouda	2570	37 1+2	1.25
	PatilChannagouda	2571	37 1+2	1.2
	BarkiYallavvaKomShivappa	2572	37 1+2	1.32
	BarkiYallavvaKomShivappa	2573	37 3	0.68



MICROCODE	NameofFarmer	Farmer Code	SurveyNo		Area (Ha)
	ChannagoudaPatil	2574	37	4	0.6
	MahamadHsamMullaMahamadAli	2575	38	1	1
	MullaKhairunnisa	2576	38	2	0.61
	MusthakAhamadMullaMahamadAli	2577	38	3	1
	LiyakathAliMullaMahamadAli	2578	38	4	1
	AbdulakhadarSahebMullaMahamadaAliSaheb	2579	38	5	1
	HunasikattiSiddappa	2580	39	1	1.6
	SunnakannavarMohiddin	2581	39	2	0.66
	SunnakannavarMohiddin	2582	39	3	0.41
	KitturSanganagouda	2583	39	4	1.62
	SunnakhanavarAbdulkhadar	2584	39	5	0.33
	SunnakhanavarAbdulkhadar	2585	39	6	0.33
	SunnakhanavarAbdulkhadar	2586	39	7	0.82
	JadhavSiddappa	2587	75	1३	0.61
	SunnakkanavarMohiddin	2588	75	1२	1
	SunnakkanavarMohiddin	2589			0.1525
	KitturSanganagouda	2590			0.08
	SunnakkanavarAbdulkhadar	2591			0.1525
	SunnakkanavarAbdulkhadar	2592			0.08
	SunnakkanavarAbdulkhadar	2593	75	2B	0.84
	JadhavaSiddappa	2594	75	2B	0.84
	MalagiHoliyappa	2595	75	2७	1.77
	MalagiGuddappa	2596	75	3	1.77
	JadhavSarojaBhaiKomSuresha	2597	75	4	0.2
	JadhavsakkubaiKomSambaji	2598	75	5	0.6
	MayannanavarShiddappa	2599	76	1	0.93
	JamalappaTandeYamanappaMayannanavar	2600	76	2	0.8
	BirappaTandeYamanappaMayannanavar	2601	76	3	0.7
	RajappaTandeYamanappaMayannanavar	2602	76	4	0.7
	GuddappaTandeYamanappaMayannanavar	2603	76	5	0.85
	MuddiBharamappa	2604	77	1	1.2
	MuddiHonakerappaBinSiddappa	2605	77	10	0.4

MICROCODE	NameofFarmer	Farmer Code	SurveyNo		Area (Ha)
	MuddiRudrappa	2606	77	2	0.4
	MuddiNingappa	2607	77	3	0.4
	MuddiHegappa	2608	77	4	0.4
	MuddiRevanappaBinSiddappa	2609	77	5	0.4
	VivekJain	2610	77	6	0.6
	MuddiGutthemmaKomNingappa	2611	77	7	2.22
	VikarmSanghaviUrphJain	2612	77	8	0.6
	MuddiMallikarjunaBinKhanadeppa	2613	77	9	0.4
	KichadiMallappa	2614	78	1+2A	0.86
	KichadiMallesha	2615	78	1+2A	1.24
	KichadiPuttappa	2616	78	1+2A	0.64
	KichadiPuttappa	2617	78	1+2A	1.08
	KichadiChikkappa	2618	78	2B	1.71
	BharamappaTandeDurgappaKichadi	2619	79	1	0.89
	KichadiMariyappa	2620	79	2	1.47
	KichadiBharamappa	2621	79	3	0.98
	AnjaneyaTandeDurgappaKumar	2622	79	4	1.77
	KichadiBharmappa	2623	79	5	0.82
	KichadiMariyappa	2624	79	6	0.68
	ParameshwarappaTandeDurgappaKichadi	2625	79	7	0.89
	HullattiYamanappa	2626	80	1	2.26
	HullatiMalleshappa	2627	80	2	2.25
	KatiSiddappa	2628	81	1A	1.71
	KatiDurgappa	2629	81	1B	2.05
	HalageriRaghavendra	2630	81	2	4.03
	KambaliMuddiyappa	2631	82	1	2.96
	KambaliSavakka	2632	82	2	3.2
	NayakKantharaja	2633	83	1A	0.8
	HoliyammanavarSharanabasava	2634	83	1A	0.82
	NagarajTandeBasappaKoppada	2635	83	1A	1.6
	GamadaMallikarjuna	2636	83	1B	4.3
	KichadiMarthandappa	2637	83	2B	1.05

MICROCODE	NameofFarmer	Farmer Code	SurveyNo		Area (Ha)
	NagappaJalagrUrphBelur	2638	83	2	0.61
	KichadiMarthandappaBinHucchappa	2639	83	3	0.18
	HaleshaJalagarUrphBelur	2640	83	4	0.61
	KarbasappaGulannanavar	2641	84	1	0.8
	KarbasappaGulannanvar	2642	84	2	0.8
	PremaCRKomRevanasiddappaCM	2643	84	3	1.46
	BasanagoudaTandeSiddanagoudaPatil	2644	84	4	1.2
	PatilKavithaUrphSarada	2645	84	5	0.86
	NilammaKomShankaragoudaPatil	2645	84	6	0.86
	BasappaGulannanavar	2646	84	7	0.77
	BasappaGulannanavar	2647	84	8	0.71
	SharadaPathriKomBDPatil	2648	84	9	1.46
	NagappaManannanavar	2649	85	1	1.92
	KichadiKamalavvaKomChannabasappa	2650	85	2	1.99
	KichadiGangavva	2651	85	3	1.89
	GadiUrphGaderKariyappa	2652	85	4	0.22
	GadiKariyappa	2653	85	4	0.77
	GaderaGuttheppa	2654	85	4	0.22
	GaderaKolappa	2655	85	4	0.77
	KoravaraUrphKunchiKoravarKollamma	2656	85	5B	1.54
	KichadiBharamappa	2657	85	5	0.4
	KichadiMallarappa	2658	85	6	1.78
	MadaraYamanappaBinKarbasappa	2659	87	1	1.98
	MadaraYamanappaBinKarbasappa	2660	87	1	1.96
	KakiHanumanthappa	2661	87	3	1
	KakiBhimappa	2662	87	4	1
	GaneshajagadishwarappaBanagar	2663	88	1	1.49
	BanagarChandrashekarappa	2664	88	2	2.4
	BallariDilleppa	2665	89	3+3	0.89
	ManannanavarMahadevakka	2666	89	3+3	0.89
	ManannanavarKannappa	2667	89	1A+1B	0.94
	MakanurVirabhadrapa	2668	89	2	1.8

MICROCODE	NameofFarmer	Farmer Code	SurveyNo		Area (Ha)
	GaudarGuttheppa	2669	89	4	0.6
	GaudarBirappa	2670	89	5	0.6
	GaudarCholappa	2671	89	6	0.67
	GadiHanumanthappaBinKannappa	2672	90	1	4
	MayannanavarDurgappa	2673	90	2	1.2
	MalagiSiddappa	2674	90	3	0.6
	MalagiKariyappa	2675	90	4	0.2
	MayannanavarKarbasammaKomDurgappa	2676	90	5	1.67
	MalagiKarbasappa	2677	90	6	0.6
	MalagiKariyappa	2678	90	7	0.4
	KichadiBasappa	2679	91	1	1.8
	HulagammanavarAnasavva	2680	91	10	0.67
	HulagammanavarHonnappa	2681	91	11	0.31
	InamatiKrishnappa	2682	91	2	1.2
	JadamaliGanesh	2683	91	3	2
	KichadiMarthandappa	2684	91	4	1.39
	InamatiKrishnappa	2685	91	5	1.6
	HulagammanavarNingappa	2686	91	6	0.72
	HulagammanavarHonnappa	2687	91	7	0.36
	HulagammanavarHanumanthappa	2688	91	8	0.67
	HulagammanavarYallavva	2689	91	9	0.67
	GoudaShivannanavarManjunatha	2690	92	1ೃ	0.33
	KarkolaShekappa	2691	92	1೪	3.2
	SiddappaChanabasappaSoppinsadaraAjjaNagappaChannabasappaSoppina				0.08
	GodeppaTandeBasavarajappaMajjagi	2693	92	2ೃ	1.87
	ShivappaTandeSiddappaNilammanavar	2694	92	2೪	1.86
	HanumappaChanabasappaKasavalada	2695	92	2ೂ	1.86
	KarvasappaShivappaGoudaShivannanavar	2697	92	3	0.33
	KichadiHanumavva	2698	93	1ೃ+1	1.41
	KichadiCholappa	2699	93	2+3+4+	1.22
	KichadiMariyappa	2700	93	2+3+4+	0.54
	KichadiBirappa	2701	93	2+3+4+	0.59

MICROCODE	NameofFarmer	Farmer Code	SurveyNo	Area (Ha)
	ThotappanavarSureshaBinChitrappa	2702	93 2+3+4+	1.04
	KichadiShanmukhappa	2703	93 2+3+4+	0.58
	KichadiChikkappaBinSiddappa	2704	93 7	0.58
	KichadiRajappa	2705	93 8	0.58
	KichadiGangavvaKomRamappa	2706	93 9	0.59
	ShandrappaBuradikatti	2707	94 1೉	2.07
	KichadiNingammaKomJayappa	2708	94 1೪	0.18
	KambaliRevashiddappa	2709	94 1೫	0.3
	KicahdiNingammaKomJayappa	2710	94 2೉	1.36
	KombaliRevanasiddappa	2711	94 2೉	0.72
	KambaliRevanasiddappa	2712	94 2೧	1.58
	AdiveppeppanavarGirijavvaKomMaheshappa	2713	94 1೧	2.07
	BasvareddiTandeHanumareddiBajaraddi	2714	95 1	4.63
	MallapaTandeDurgappaMalagi	2715	95 2	0.4
	MallappaTandeDurgappaMalagi	2716	96 1	2.4
	BajaraddiRamachandrareddi	2717	96 2	4.54
	MalagiShanthavvaKomMaradeppa	2718	96 3	0.4
	MalagiBasappaBinRamappa	2719	96 4	0.72
	MalagiChandrappaBinRamappa	2720	96 5	0.71
	MalagiNagappa	2721	96 6	0.72
	ShanmukhappaHosamani	2722	97 1೉	1.6
	BuradikattiNagappa	2723	97 1೧	1.67
	ShanmukhappaTandeDoddasiddappaHosamani	2724	97 2	2.87
	BuradikattiSureshBinMalleshappa	2725	98 1	3.47
	MuradappaTandeSannasiddappaHosamani	2726	98 2	3.45
	KichadiMarthandappa	2727	99 1	1.98
	KambaliBasavaraj	2728	99 2+3A	1.33
	KambaliBasavaraj	2729	99 3B+4	1.56
	KichadiMariyappa	2730	99 5A	1.74
	GulannanavarAshok	2731	99 5B	1.58
	SiddeshaTandeKurvantheppaGulannanavar	2732	99 5C	1.66
	GuddadaLakshnavva	2733	100 1	2.28

MICROCODE	NameofFarmer	Farmer Code	SurveyNo	Area (Ha)
	MardurVasappa	2734	100 2	1.89
	MallappaTandeBasavarajappamajjagi	2735	100 3	2.29
	GodeppaTandeBasavarajappaMajjagi	2736	100 4	2.29
	MaradurVenkappa	2737	100 5	0.4
	ChavareddiJagadevareddi	2738	101 1+3	1.2
	ChavareddiKarabasavareddi	2739	101 1+3	1.2
	ChavareddiMhohana	2740	101 1+3	1.2
	GiraddiHanumappa	2741	101 2	1.38
	ChavareddiGuradhevarreddi	2742	101 4+5	0.92
	GiraddiMallareddi	2743	101 6	1.61
	GiraddiShekappa	2744	101 7	1.6
	GiraddiKoteppa	2745	101 8	1.4
	GiraddiGuddappa	2746	101 9	1.4
	KichadiBasappa	2747	102 1೉	1.66
	MannanavarBhayamma	2748	102 1೉	0.2
	HuddiShambhulinga	2749	102 1ೃ1	0.8
	RajanalliManjavva	2750	102 1ೃ2೉	0.8
	KattimaniBasavva	2751	102 1ೃ2ೃ	0.8
	HuggiShambhulinga	2752	102 1ೃ2ೃ	0.4
	RajanalliSomappa	2753	102 1ೃ2ೃ	0.4
	RajanalliBharathi	2754	102 1ೃ2ೃ	0.8
	MannanavarKamalakshi	2755	102 2	0.75
	ManannanavarGangappa	2756	102 2	0.75
	ManannanavarNilappa	2757	102 2	0.75
	ManannanavarJayappa	2758	102 2	3.03
	ManannanavarBhagyamma	2759	102 2	0.55
	GuddannanavarMaradeppa	2760	103 1	3.84
	RameshTandelrappaLapoji	2761	103 2	0.8
	GuddannanavarMaradeppa	2762	103 3	1.6
	MalagiPuttappa	2763	104 *	6.29
	BelavagiKrishanareddi	2764	105 A	4.42
	BelavagiHanumanthappa	2765	105 B	2

MICROCODE	NameofFarmer	Farmer Code	SurveyNo	Area (Ha)
	BelavagiVenkareddi	2766	105 C	2
	GadiNagappaBinHonnappa	2767	106 1	0.8
	GadiKariyappa	2768	106 2	0.8
	GadiHanumanthappaBinKannappa	2769	106 3	2.1
	MaraduraGoneppa	2770	107 1ಃ	0.56
	DoddamaniHanumanthappa	2771	107 1ಔ	1.2
	MaraduraLakshamappa	2772	107 1ಉ	1.2
	MaraduraPanduranga	2773	107 2	0.78
	HadimaniAshokappa	2774	108 1ಉ	0.8
	HadimaniShivappa	2775	108 1ಃ	0.9
	HadimaniKrishanappa	2776	108 1ಔ	1.1
	HadimaniPundalikappa	2777	108 1ಔ	0.8
	Hadimanibasavareddi	2778	108 2	1.68
	HadimaniVishnappa	2779	108 2	1.66
	DodamaniramappaBinKariyappa	2780	109 1	0.42
	RajanahalliRamappa	2781	109 2	0.82
	RajanahalliBharmappa	2782	109 3	0.7
	BelavigiVenkareddi	2783	109 4	3.6
	DodmaniShivappaBinKariyappa	2784	109 5	0.41
	DodmaniBasappaBinKariyappa	2785	109 6	0.41
	SrikalameshavaradevaraVahivathudaraPatilHanuma	2786	110 *	4.24
	RajanahalliPrkashappa	2787	111 2ಉ	0.32
	RajanahalliMallappa	2788	111 2ಃ	0.3
	RajanahalliMahadevappa	2789	111 2ಔ	0.31
	RajanahalliDharmappa	2790	111 2ಔ	0.3
	MailappaTandeNagappaMadaraUrphDoddamani	2791	111 1	0.32
	GoneppanavaraHanumanthappa	2792	111 3	2
	KshirasagaraNikhil	2793	111 4	2
	ManjappaBasappaDoddamaniUrphMadara	2794	111 5	0.31
	DoddamaniMahadevappaBinKariyappa	2795	111 7	0.64
	HadhimaniShivaramappa	2796	112 1	1.2
	HadhimaniNarayanappa	2797	112 2	0.5

MICROCODE	NameofFarmer	Farmer Code	SurveyNo		Area (Ha)
	HadimaniChidanandappa	2798	112	3	1.73
	BelavigiJakkappa	2799	112	4	1.2
	HadhimaniNarayanappa	2800	112	5	1.16
	HadhimaniShankrappa	2801	112	6	0.56
	DyavareddiHadhimani	2802	112	7	0.6
	PujannanavarMaruthiBinBasappa	2803	113	1	1.2
	UjannanavarChandrappa	2804	113	2	1
	RameshaTandeJakkappaPujannanavar	2805	113	3	0.53
	PujannanavarViresha	2806	113	4	0.7
	PujannanavarThammanna	2807	113	5	0.7
	UmeshaTandeJakkappaPujannanavar	2808	113	6	0.53
	MallappaTandeJakkappaPujannanavar	2809	113	7	0.52
	HavanurMahntheshappa	2810	114	1	1.68
	KasavalaYelukotteppa	2811	114	2	1.68
	UshaDambala	2812	115	1	0.4
	IravvaKomlshappaKayakada	2813	115	1	0.4
	ChalageriChinnappa	2814	115	2	3.12
	RamappaDasappaYereshimi	2815	115	3	0.4
	UgalathaKanakavvaKomSomappa	2816	115	4	0.8
	SuryappaPalagi	2817	116	1	1.2
	HadhimaniNarayanappa	2818	116	2	1.18
	UdayaTandeShankargoudaPatil	2819	116	3	0.8
	UdayaTandeShankargoudaPatil	2820	116	4	0.4
	PalagiRamappa	2821	116	5	1.2
	MaraduraVenkappa	2822	117	1	1.35
	CMathadaKotravvaKomOmkarayya	2823	117	1	1.3
	AgasaraHasanSab	2824	117	2	0.62
	AgasaraUrphKanadamaniBashuSab	2825	117	2	0.68
	KuntementiLakshmappa	2826	117	2	0.62
	GiraddiNingappa	2827	117	2	0.66
	ArkachariChandrachari	2828	117	3	0.84
	ArkachariManuchari	2829	117	3	0.84



MICROCODE	NameofFarmer	Farmer Code	SurveyNo		Area (Ha)
	ArkachariRamachari	2830	117	3	0.84
	GovinagovimathaNanjudaswami	2831	118	*	5.3
	NiralagiYankappaBinRamappa	2832	119	1B	1.24
	NiralagiLakshmappa	2833	119	1B	1.24
	BasavareddiRamappa	2834	119	1A	2.67
	ChauraddiAshok	2835	119	2	0.52
	ChauraddiAshok	2836	119	2	1.06
	ChauraddiChandrappa	2837	119	2	0.5
	ChauraddiChandrappa	2838	119	2	1.07
	ChauraddiSuryappa	2839	119	2	0.5
	ChauraddiSuryappa	2840	119	2	1.07
	SirigeraDevathiDaraPatilHanumagouda	2841	120	1	4.63
	PatilShivanagoudaHanumanthagouda	2842	120	2A+B	2.84
	YogiKrishanappa	2843	121	1+2+3	2.09
	YogiHemappa	2844	121	1+2+3	0.8
	MulimaniGovindappa	2845	121	4	2.91
	SjekavadalarSuresh	2846	122	1	1.69
	GiraddiSadhashivareddi	2847	122	2	1.69
	ItagiMallavvaKomDyavappa	2848	123	1C	2
	MalleshappaRajappalligera	2849	123	1B	1.19
	RajappaTandeHanumanthappalligera	2850	123	1B	1.19
	NesviShivappa	2851	123	2A	1.12
	KotegoudarGaneshagouda	2852	123	2B	1.12
	GadiCholappa	2853	123	3	1.3
	GadiBirappaMaridevappa	2854	123	3	1.5
	GiraddiHanumappa	2855	124	1	2
	JyothiTamParlahadaraHavaldhar	2856	124	2	0.22
	GiraddiKanthasha	2857	124	3	0.45
	SriramaRaghavendaraKulkarni	2858	124	4	0.4
	Chetanagiraddi	2859	124	5	0.8
	LingareddyMadevappakomMahadevappa	2860	125	1A+B	1.6
	GiraddiSanjivareddi	2861	125	1C+2	1.63

MICROCODE	NameofFarmer	Farmer Code	SurveyNo	Area (Ha)
	NarayanareddiUrphNarayanappaVenkareddiAjareddi	2862	126 1	1.4
	GudagurGirijavvaKomRamappa	2863	126 2	0.91
	ManjunathareddiUrphManjunathaTandeVenkareddiAjareddi	2864	126 3	0.8
	AmbaliNagappa	2865	127 1A	0.85
	KichadiDurgappa	2866	127 1B	0.58
	HadhimaniManjappareddi	2867	127 1B	1.07
	AmbaliNagappa	2868	127 1C	0.27
	KichadiDurgappa	2869	127 1D	0.62
	MalagiKarbasappa	2870	127 2	0.4
	MalagiKariyappa	2871	127 3	0.4
	MalagiSiddappa	2872	127 4	0.49
	BannihattiMukappa	2873	128 1	0.99
	BannihattiKoteppaBinThirakappa	2874	128 2	0.52
	BannihattiKariyappaBinThirakappa	2875	128 3	0.52
	BarkiKariyappa	2876	129 1	1.2
	BarkiRamappa	2877	129 2	1.15
	PatilViresha	2878	130 2ೃ	1
	PatilPrabhuKumar	2879	130 2ೃ	1.22
	PatilMarulasiddanagouda	2880	130 2ೃ	2.14
	KadaramandalagiGangavvaKomRamappa	2881	130 1	0.4
	GuttalaMahadevakkaKomMahadevappa	2882	130 3	0.88
	GuttalaMaltheshaBinMaradeppa	2883	130 4	0.88
	GuttalaRevanasiddappaBinMaradeppa	2884	130 5	0.88
	BalagoudarUmeshagouda	2885	131 1	1.6
	YalageraAnjaneya	2886	131 2	1.6
	PrabhuKumarTandeChannagoudaPatil	2887	131 3	2.68
	ShrthiKomSrinivasaAjareddi	2888	132 1	0.8
	NandihalliUrphYadagoudaShivappa	2889	132 2	3.22
	GudaguraGirijavvaKomRamappa	2890	132 3	1.58
	SharadavvaKomVenkareddiBelavagi	2891	132 4	0.8
	KotegoudarShakunthala	2892	133 1ೃ	0.64
	KotgoudarSiddanagouda	2893	133 1ೃ	0.64

MICROCODE	NameofFarmer	Farmer Code	SurveyNo		Area (Ha)
	DoddamaniVijaya	2894	133	2೉	0.4
	HosamaniRaghu	2895	133	2೉	0.4
	HosamaniPadmavathi	2896	133	2ೞ	0.75
	KumbluraLakshmanareddi	2897	133	2ೞ	0.55
	RudragoudaPatil	2898	133	1ೞ	0.55
	HosamaniPadmavathi	2899	133	2ೞ	0.75
	BharamagoudaPatil	2900	133	3	0.4
	SomanagoudaPatil	2901	133	4	0.4
	DombaraNingappa	2902	134	1	1.42
	BajareddiHanumareddi	2903	134	2	1.57
	GovinakoppamathaNanjaundaswami	2904	135	*	0.56
	HanumappaTandeChanbasappaKasavalada	2905	136	1	1.34
	ViranagoudaTandeBharamagoudaBalanagoudarUrphPatil	2906	136	2	0.54
	ViranagoudaTandeBharamagoudaBalangoudaUrphPatil	2907	136	3	0.5
	BalangodarChanbasagouda	2908	137	1	0.2
	PatilUrphBalanagoudarShanthamma	2909	137	2	0.34
	BalanagoudaTandeBharamagoudaBalanagoudarUrphPatil	2910	137	3	0.17
	BalanagoudaTandeBharamagoudaBalangoudarUrphPatil	2911	137	4	0.19
	BalanagoudaTandeBharamagoudaBalangoudarUrphPatil	2912	137	5	0.17
	ChannabasangoudaTandeBharamagoudaBalangoudarUrphPatil	2913	138	1	1.2
	PatilUrphBalangoudaBanangouda	2914	138	2	0.38
	BelavigiKumarappa	2915	140	1	0.9
	BelavigiChandrappa	2916	140	2	1.19
	BelavigiManjappa	2917	140	3	0.9
	VirabhadrapaShivappaBaligar	2918	141	1+2	1.27
	VirabhadrapaShivapaBaligar	2919	142	*	0.6
	VirabhadrapaShivappaBaligar	2920	143	*	0.55
	SomanagoudaPatil	2921	144	1	0.13
	SomanagoudaPatil	2922	144	2	0.14
	BharmagoudaPatil	2923	144	3	0.13
	BharmagoudaPatil	2924	144	4	0.14
	MulimaniBirappa	2925	145	1	0.23

MICROCODE	NameofFarmer	Farmer Code	SurveyNo	Area (Ha)
	MulimaniBirappa	2926	145 2	0.24
	HavanurRamappa	2927	146 1	0.33
	HavanurNingappa	2928	146 2	0.32
	MulimaniBirappa	2929	147 *	0.44
	KotegoudarSiddanagouda	2930	148 *	0.95
	SalageriNatarajaUrphRaju	2931	149 1೉	0.71
	JadhavaJothibaBinNingappa	2932	149 1ೞ	0
	SalageriDevika	2933	149 2೉	1.29
	JadhavaJothibaBinNingappa	2934	149 2ೞ	0
	JadavaVasudevaBinNingappa	2935	149 3	0.2
	JadavaVasudevaBinNingappa	2936	149 4	0.47
	JadhavaAshokBinNingappa	2937	149 5	0.66
	JadhavaJothibaBinNingappa	2938	149 6	0.66
	PalagiShithammaKomRamachandrappa	2939	151 1	1.03
	KammaraKuberappa	2940	151 2೉+2	0.8
	BattalalakshamavvaKomNagappa	2941	151 2೉+2	1.15
	BattalaRamappa	2942	151 2೉+ೞ	1.65
	MahadevakkaKomMahadevappaLingareddi	2943	151 2೉+ೞ	2.45
	BattalaShivappa	2944	151 3	0.66
	KambaliArjuna	2945	151 4	1.61
	GiraddiDuavakkaLaksmappa	2946	151 5	1.03
	BattalaManjunatha	2947	151 6	0.69
	BattalaVijayalakshimi	2948	151 6	0.66
	BannihattiKariyappa	2949	152 *	1.39
	AlageriYallareddi	2950	153 2ೞ	0.8
	SolabannanavarJayamma	2951	153 1	1.07
	SolabannanavarHemareddi	2952	153 1	1.06
	SolabannanavaraJayamma	2953	153 2೉	0.99
	SolabannanavarHemareddi	2954	153 2೉	1.8
	HalageriSridhara	2955	154 2ೞ	1.2
	HalageriSudhakara	2956	154 2ೞ	0.27
	HalageriSudhakara	2957	154 3೉	0.96

MICROCODE	NameofFarmer	Farmer Code	SurveyNo		Area (Ha)
	MaraduraGoneppa	2958	154	1	1.2
	BidriHanumappa	2959	154	4	2.44
	BannihattiGuddappa	2960	155	1೉	0.4
	BannihattiKariyappa	2961	155	1೯	0.4
	BannihattiMallappa	2962	155	1೦	0.21
	BannihattiGuddappa	2963	155	3೉	0.4
	BannihattiKariyappa	2964	155	3೯	0.35
	BannihattiMallappa	2965	155	3೦	0.4
	DoddamaniRathnavvaKomNilappa	2966	155	2	0.78
	DoddamaniRamappa	2967	155	2	0.66
	BasavarajaBinThirakappaBannihatti	2968	155	4	0.58
	MahamadSabKatenalli	2969	156	1	0.21
	BabuSabKatenalli	2970	156	10	0.21
	SharipSabKatenalli	2971	156	11	0.21
	KarimSabKatenalli	2972	156	12	0.21
	HavanurSrikanthaBinHanumanthappa	2973	156	13	0.31
	BatterMallappa	2974	156	2+4	2.09
	HavanurNingappa	2975	156	5	0.63
	HanvanurRamappaBinHanumanthappa	2976	156	7	0.31
	HaleMadaraKariyammaKomKariyappa	2977	156	9	0.48
	BattalaManjunatha	2978	164	1	0.96
	KunthiMentiMallappa	2979	164	2	0.84
	AjareddiSrinivasBinVenkaraddi	2980	164	3	1.1
	BattalaShivappaBinVishanppa	2981	164	4	1.08
	KuntiDharmappa	2982	164	5	1.17
	HoliyachiSundaravvaKomChinnappa	2983	164	6	0.86
	BattalaVijayalakshi	2984	164	7	0.82
	KuntiDharmanppa	2985	164	8	0.79
	KuntiMentiMallappa	2986	164	9	0.69
	BasavaredderaBasavareddi	2987	165	1	1.22
	BasavareddiManjappa	2988	165	2	1.21
	KaddiyavaraPraksha	2989	167	1	2.4

MICROCODE	NameofFarmer	Farmer Code	SurveyNo		Area (Ha)
	KaddiyavaraVasudeva	2990	167	2	3.57
	MadaraUrphDoddamaniNagappaBinMailappa	2991	276	1	0.4
	ChamatiGuddappa	2992	276	10	1.41
	MadaraUrphKattimaniMallappa	2993	276	11	0.8
	MadaraUrphKattimaniBasavaraja	2994	276	12	0.4
	MadaraUrphKattimaniChandrappa	2995	276	13	0.8
	MadaraUrphDoddamaniKariyappaBinMailappa	2996	276	2	0.47
	MadaraRamappa	2997	276	3	1.2
	MadaraLakshmapa	2998	276	3	1.2
	MadaraUrphDoddamaniHanumanthappaBinMailappa	2999	276	4	0.4
	MadaraUrphDoddamaniHonnappaBinMailappa	3000	276	5	0.4
	MadaraUrphDoddamaniSomappaBinMilappa	3001	276	6	0.47
	MadaraUrphDoddamaniGuddappaBinMailappa	3002	276	7	0.46
	MadaraUrphKattimaniHanumappa	3003	276	8	0.2
	MadaraUrphKattimaniBasavaraja	3004	276	9	0.4
	KurakandiThirakappa	3005	277	1	0.67
	DombaraJagadisha	3006	277	2	0.77
	KurakandiThirakappa	3007	277	3	1.15
	HavanuraGuddappaBinHanumanthappa	3008	277	4	0.92
	BidariMaulaSab	3009	277	5	0.85
	SannagaeshappaUrphBabuTandeSadashivappaBanakar	3010	277	6	1.58
	DombaraYamanappa	3011	277	7	0.76
	DombaraSuresha	3012	277	8	0.76
	HavanauraDharamappaBinHanumanthappa	3013	277	9	0.81
Yerekuppi	ChareddiSuryappa	3014	68	1+2+3	1.58
4D4C2G2a	GiriradderaSushilammaKomVishanappa	3015	68	1+2+3	0.41
	KalakattiYallavva	3016	68	*	0.87
	Solabannanavarmukundappa	3017	68	*	0.88
	ChalageriKrishanappaBinBhimappa	3018	68	4	0.62
	GiraddiHemaraddiBinBasavareddi	3019	68	5	0.60
	SolabanavaraMukundappa	3020	68	8	0.71
	RangreddiSarojaKomMallareddi	3021	69	1	1.36

MICROCODE	NameofFarmer	Farmer Code	SurveyNo		Area (Ha)
	ChareddiNiveditha	3022	69	2	1.60
	GiraddiDyavaraddi	3023	69	3	1.65
	GiraddiThirakappa	3024	69	3	1.30
	BasavaradderNilammaKomHanumareddi	3025	70		1.67
	BasavaradderaKasavvaKomDyavareddi	3026	70		2.00
	BasavareddiVenkareddi	3027	70		2.10
	BasavaredderaKasavvaKomDyavareddi	3028	70	1 <sup>9</sup>	2.00
	BasavaredderaPundalikappa	3029	70	1 <sup>0</sup> +2 <sup>9</sup>	2.31
	BasavareddiVenkareddi	3030	70	2 <sup>0</sup>	2.10
	Kasavva	3031	71		0.37
	MallappaBinVirupakshappaKuntiMenti	3032	71		0.90
	KuntiMentiPaddavva	3033	71		0.57
	KuntiMentiBasappa	3034	71		0.59
	KuntiMentiShivappa	3035	71		0.57
	KuntimantiDharmapa	3036	71	1 <sup>0</sup>	0.37
	KuntimantiGovindappa	3037	71	3	0.93
	HalageriThirakappa	3038	72	1	1.94
	HalageriThirakappa	3039	72	1	1.94
	KuntimentiMallappa	3040	72	2	1.94
	KaddiyavaraPrakasha	3041	73	1	2.56
	VenkaraddiBinVasappaGiraddi	3042	73	2	0.80
	GiraddiBasavareddi	3043	73	3	1.28
	GiraddiBasavareddi	3044	73	4	0.48
	BattalaVasanthareddi	3045	74	1	1.60
	BattalaSuresha	3046	74	2	1.60
	YogiRaghavendraBinNamareddi	3047	74	3	1.36
	YogiVenkappa	3048	74	4	1.60
	HoliyachiLakshmappa	3049	75	1 <sup>9</sup>	1.35
	YogiSunanda	3050	75	1 <sup>0</sup>	2.63
	ChareddiMohana	3051	75	2 <sup>9</sup>	0.89
	ChareddiKarbasavareddi	3052	75	2 <sup>9</sup>	0.87
	ChareddiJagadevareddi	3053	75	2 <sup>9</sup>	0.92

MICROCODE	NameofFarmer	Farmer Code	SurveyNo		Area (Ha)
	ChaureddiMohana	3054	75	2a	0.91
	ChaureddiKarbasavareddi	3055	75	2a	0.93
	ChaureddiJagadevareddi	3056	75	2a	0.89
	HoliyachiBasappa	3057	75	3	1.44
	UdagattiChandrayya	3058	76		0.54
	ChalageriHanumavvaKomLakshmappa	3059	76	1	0.42
	YogiManjunathaBinVenkappa	3060	76	2	0.40
	SiranalliSarasavthevva	3061	76	3	0.59
	HorakeriKrishanppaBinRamappa	3062	76	3	0.59
	YogiNingareddi	3063	76	4+5a	1.20
	YogiSomappaBinAdivappa	3064	76	4+5a	0.60
	YogiJanammaKomLakshamappa	3065	76	6+7a	0.80
	ThulasavvaChalageri	3066	76	8	0.20
	RamappaChalageri	3067	76	9	0.22
	VaderahalliYallavva	3068	77	1	0.92
	VaderahalliYallavva	3069	77	2	0.80
	YogiKasavvaKomHanumareddi	3070	77	3	1.96
	VaderahalliRenukaKomHalappa	3071	77	4	1.02
	VaderahalliRenukaKomHalappa	3072	77	5	0.98
<b>Ranebennur</b>	<b>HanumappaTandeChanbasappaKasavalada</b>	<b>3073</b>	<b>336</b>	<b>1a</b>	
4D4C2G2a	GaddadaguliChanbasappa	3074	336	1a	
	SalageriNingappa	3075	336	2a	
	NingappaTandeSiddappaSalageri	3076	336	2a	
	DShivaprakashBinDattathreyaTandi	3077	337	1	
	VishvarupaMadava	3078	337	2	
	RajeshwaraNatarajaVishvarupa	3079	337	3	
	KoppadaSannabasappa	3080	337	4	
	SomashekaraTandeSidlingappaGoudashivannanavar	3081	337	5	
	SriramaBinDattathreyaTande	3082	337	6	
	VishvanathaNatarajaVishvarupa	3083	337	7	
	HadimaniKarbasappa	3084	338	2a	
	MuktenahalliSunithaKomIranna	3085	338	2a	



MICROCODE	NameofFarmer	Farmer Code	SurveyNo		Area (Ha)
	MajjagiShankrappa	3086	338	1A	
	MajjagiShankrappa	3087	338	1B	
	GaudasivannanavarMalkappaUrphMallikarjunaBinHemappa	3088	339		2ಬ
	DShivaprakashaBinDattathreyaTande	3089	339	1	
	GoudashivannanavarSomashekara	3090	339	2A	
	SriramaBinDatthathreyaTande	3091	339	3	
	KoppadaDundeppa	3092	340		3ಅ
	AradhyamathaLatha	3093	340		3ಕ
	NChitradurga	3094	340		3ಬ
	YalavattiYashodaKomDyamappa	3095	340	1	
	KoppadaDundeppa	3096	340	2	
	MalagiKuberappa	3097	340	3	□□□
	MalagiMaradeppa	3098	340	3ಹ	
	MakanuraDevendrappa	3099	340	7	
	YalavattiUmaKomBasappa	3100	340	9	
	SankappaGuddada	3101	343		3ಅ
	KichadiDuragappa	3102	343	3ಕ	
	GuddadaRajeshkara	3103	343	3ಕ	
	KichadiDuragappa	3104	343		3ಬ
	MagodaVasantha	3105	343	1	
	MajjagiShankrappa	3106	343	2	
	KarbasappaGuddada	3107	343	4	
	BenakappaGuddada	3108	343	5	
	BasvarajaTandeAjjappaGulannanavar	3109	344	1	
	HuggiBasavanneppa	3110	344	2	
	GuddadaNataraja	3111	344	3	0.22634
	MakanuraMahadevappa	3112	344	4	0.22634
	HuggiKusuma	3113	344	5	0.22634

## 4.Net Planning and Project activities

### [Chapter-IV]4.3 Baseline Data-Details of Existing Soil Moisture Conservation and Water Harvesting Activities

Rs in lakhs

Village Name	SurveyNo.	ActivityType:	ActivityName :	Unit	Per Unit Runoff Stored (TCM)	ExistingNo. of structures	Latitude (Degree-Min-Sec)	Longitude (Degree-Min-Sec)	Is In Used (Yes/No)	Program Name	Year Of Construction (YYYY-YY)
Hulihalli	154		Farm Pond	1	0.75	1	14.617	14.617	Yes	NREGA	2016-19
	168		Farm Pond	1	0.75	1	14.609	75.576	Yes	NREGA	2017-18
	175		Open Well	1	0.32	1	14.612	75.571	Yes	Old	1950-51
	36		Open Well	1	0.32	1	14.630	75.579	Yes	Old	1950-52
	80		Open Well	1	0.32	1	14.619	75.589	Yes	Old	1950-53
			<b>Total</b>		<b>2.46</b>						

4.NetPlanningandProjectactivs

Rsinlakhs

[Chapter-IV]4.4DetailsofProposedSoilMoistureConservationandWaterHarvestingActivities

Hulihalli4D4C2G2a

VillageName	Farmer Code	FarmerName	Aadhar Card No	Survey Number	RateType(Manually /Machine ry)	ActivityType(SoilMoistureCo nservationActivity/Water HarvestingActivity)	ActivityName	Unit	UnitCost( InLakhs.)	Proposed Quantity	Latitude( Deg-Min- Sec)	Longitude (Deg-Min- Sec)	TotalCost (InLacs)	Site Photo
Hulihalli	2514	BalanagudarnilavvaKomChannagouda		1	5	Machinery	SoilMoistureConservation	TCB	Ha	0.05741	1.720	14.616	75.563	0.099
4D4C2G2a							WasteWair	No	0.0500	2				0.100
							Forestry	Ha	0.15250	1.000				0.153
							Horticulture	Ha	0.22634	0.0000				0.000
	2515	PatilUrphBalanagudarChannabasanagouda		1	6	Machinery	SoilMoistureConservation	TCB	Ha	0.05741	0.400	14.616	75.563	0.023
							WasteWair	No	0.0500	1				0.050
							Forestry	Ha	0.15250	0.400				0.061
							Horticulture	Ha	0.22634	0.0000				0.000
	2516	BalagoudarChanabasanagouda		1	7+8	Machinery	SoilMoistureConservation	TCB	Ha	0.05741	0.640	14.616	75.563	0.037
							WasteWair	No	0.0500	1				0.050
							Forestry	Ha	0.15250	0.400				0.061
							Horticulture	Ha	0.22634	0.0000				0.000
	2517	JainUrphSanghaviMahendraKurmar		1	7+8	Machinery	SoilMoistureConservation	TCB	Ha	0.05741	0.640	14.616	75.563	0.037
							WasteWair	No	0.0500	1				0.050
							Forestry	Ha	0.15250	0.300				0.046
							Horticulture	Ha	0.22634	0.0000				0.000
	2518	BalangoudarNinganagouda		1	1	Machinery	SoilMoistureConservation	TCB	Ha	0.05741	0.780	14.616	75.563	0.045
							WasteWair	No	0.0500	1				0.050
							Forestry	Ha	0.15250	0.600				0.092
							Horticulture	Ha	0.22634	0.0000				0.000
	2519	HanumanthappaTandeBudigoudaBanakara		1	10	Machinery	SoilMoistureConservation	TCB	Ha	0.05741	0.140	14.616	75.563	0.008
							WasteWair	No	0.0500	1				0.050
							Forestry	Ha	0.15250	0.050				0.008
							Horticulture	Ha	0.22634	0.0000				0.000
	2520	BasanagoudaTandeHanumagoudaBalagouda		1	11	Machinery	SoilMoistureConservation	TCB	Ha	0.05741	0.140	14.616	75.563	0.008
							WasteWair	No	0.0500	0				0.000
							Forestry	Ha	0.15250	0.500				0.076
							Horticulture	Ha	0.22634	0.0000				0.000
	2521	BalanagoudarNilaKomRamesha		1	12	Machinery	SoilMoistureConservation	TCB	Ha	0.05741	0.200	14.616	75.563	0.011
							WasteWair	No	0.0500	1				0.050
							Forestry	Ha	0.15250	0.500				0.076
							Horticulture	Ha	0.22634	0.0000				0.000
	2522	KCLingarajaTandeChannabasanagoudaKarabasallanavar		1	2	Machinery	SoilMoistureConservation	TCB	Ha	0.05741	0.760	14.616	75.563	0.044
							WasteWair	No	0.0500	1				0.050
							Forestry	Ha	0.15250	0.400				0.061
							Horticulture	Ha	0.22634	0.0000				0.000
	2523	LakshmanaUrphLakshmanareddiTandeUrphVishnureddiHalageri		1	3+4	Machinery	SoilMoistureConservation	TCB	Ha	0.05741	0.600	14.616	75.563	0.034
							WasteWair	No	0.0500	1				0.050
							Forestry	Ha	0.15250	0.300				0.046
							Horticulture	Ha	0.22634	0.0000				0.000
	2524	BalanagoudaNilavvaKomChannagouda		1	5	Machinery	SoilMoistureConservation	TCB	Ha	0.05741	1.720	14.616	75.563	0.099
							WasteWair	No	0.0500	1				0.050
							Forestry	Ha	0.15250	0.200				0.031
							Horticulture	Ha	0.22634	0.0000				0.000

	2525	PatilBasannevvaKomShivanagouda		1	5೨	Machinery	SoilMoistureConservation	TCB	Ha	0.05741	1.350	14.616	75.563	0.078
								WasteWair	No	0.0500	1			0.050
								Forestry	Ha	0.15250	0.300			0.046
								Horticulture	Ha	0.22634	0.0000			0.000
	2526	PatilUrphBalangoudaChannabasangouda		1	6೨	Machinery	SoilMoistureConservation	TCB	Ha	0.05741	0.400	14.616	75.563	0.023
								WasteWair	No	0.0500	1			0.050

VillageName	Farmer Code	FarmerName	Aadhar Card No	Survey Number	RateType(Manually /Machine ry)	ActivityType(SoilMoistureCo nervationActivity/Water HarvestingActivity)	ActivityName	Unit	UnitCost( InLakhs.)	Proposed Quantity	Latitude( Deg-Min- Sec)	Longitude (Deg-Min- Sec)	TotalCost (InLacs)	Site Photo
							Forestry	Ha	0.15250	0.200			0.031	
							Horticulture	Ha	0.22634	0.0000			0.000	
	2527	PatilUrphBalangodarBalanagouda		1 6೨	Machinery	SoilMoistureConservation	TCB	Ha	0.05741	0.680	14.616	75.563	0.039	
							WasteWair	No	0.0500	1			0.050	
							Forestry	Ha	0.15250	0.300			0.046	
							Horticulture	Ha	0.22634	0.0000			0.000	
	2528	BlanagoudarNaganagouda		1 9೨	Machinery	SoilMoistureConservation	TCB	Ha	0.05741	0.400	14.616	75.563	0.023	
							WasteWair	No	0.0500	1			0.050	
							Forestry	Ha	0.15250	0.200			0.031	
							Horticulture	Ha	0.22634	0.0000			0.000	
	2529	BalangodarNinganagouda		1 9೪	Machinery	SoilMoistureConservation	TCB	Ha	0.05741	0.400	14.616	75.563	0.023	
							WasteWair	No	0.0500	1			0.050	
							Forestry	Ha	0.15250	0.200			0.031	
							Horticulture	Ha	0.22634	0.0000			0.000	
	2530	ChannagoudaTandeThippnagoudaBalangoudar		1 9೨	Machinery	SoilMoistureConservation	TCB	Ha	0.05741	0.400	14.616	75.563	0.023	
							WasteWair	No	0.0500	1			0.050	
							Forestry	Ha	0.15250	0.200			0.031	
							Horticulture	Ha	0.22634	0.0000			0.000	
	2531	PatilMallangouda		3 1೪	Machinery	SoilMoistureConservation	TCB	Ha	0.05741	0.350	14.616	75.563	0.020	
							WasteWair	No	0.0500	1			0.050	
							Forestry	Ha	0.15250	0.300			0.046	
							Horticulture	Ha	0.22634	0.0000			0.000	
	2532	PatilShombhouda		3 1೨	Machinery	SoilMoistureConservation	TCB	Ha	0.05741	0.250	14.616	75.563	0.014	
							WasteWair	No	0.0500	1			0.050	
							Forestry	Ha	0.15250	0.100			0.015	
							Horticulture	Ha	0.22634	0.0000			0.000	
	2533	PatilGirijavvaKomChandragouda		3 1೨	Machinery	SoilMoistureConservation	TCB	Ha	0.05741	0.350	14.616	75.563	0.020	
							WasteWair	No	0.0500	0			0.000	
							Forestry	Ha	0.15250	0.100			0.015	
							Horticulture	Ha	0.22634	0.0000			0.000	
	2534	PatilRudaragouda		3 1೨	Machinery	SoilMoistureConservation	TCB	Ha	0.05741	0.350	14.616	75.563	0.020	
							WasteWair	No	0.0500	0			0.000	
							Forestry	Ha	0.15250	0.200			0.031	
							Horticulture	Ha	0.22634	0.0000			0.000	
	2535	GudagurHanumappa		3 2	Machinery	SoilMoistureConservation	TCB	Ha	0.05741	0.330	14.616	75.563	0.019	
							WasteWair	No	0.0500	0			0.000	
							Forestry	Ha	0.15250	0.100			0.015	
							Horticulture	Ha	0.22634	0.0000			0.000	
	2536	GudagurMouneshaChannabasappa		3 3	Machinery	SoilMoistureConservation	TCB	Ha	0.05741	0.340	14.616	75.563	0.020	
							WasteWair	No	0.0500	0			0.000	
							Forestry	Ha	0.15250	0.100			0.015	
							Horticulture	Ha	0.22634	0.0000			0.000	
	2537	GudaguraSuresh		3 4	Machinery	SoilMoistureConservation	TCB	Ha	0.05741	0.340	14.616	75.563	0.020	
							WasteWair	No	0.0500	0			0.000	
							Forestry	Ha	0.15250	0.100			0.015	
							Horticulture	Ha	0.22634	0.0000			0.000	
	2538	GudagurRathnavva		3 5	Machinery	SoilMoistureConservation	TCB	Ha	0.05741	0.340	14.616	75.563	0.020	

							WasteWair	No	0.0500	0			0.000
							Forestry	Ha	0.15250	0.100			0.015
							Horticulture	Ha	0.22634	0.0000			0.000
2539	PunannanavaraBasappa		4	*	Machinery	SoilMoistureConservation	TCB	Ha	0.05741	1.210	14.616	75.563	0.069
							WasteWair	No	0.0500	1			0.050

VillageName	Farmer Code	FarmerName	Aadhar Card No	Survey Number	RateType(Manually /Machine ry)	ActivityType(SoilMoistureCo nervationActivity/Water HarvestingActivity)	ActivityName	Unit	UnitCost( InLakhs.)	Proposed Quantity	Latitude( Deg-Min- Sec)	Longitude (Deg-Min- Sec)	TotalCost (InLacs)	Site Photo
							Forestry	Ha	0.15250	0.100			0.015	
							Horticulture	Ha	0.22634	0.0000			0.000	
	2540	SanjivappaDoddamani		5	*	Machinery	SoilMoistureConservation	TCB	Ha	0.05741	1.280	14.616	75.563	0.073
							WasteWair	No	0.0500	1			0.050	
							Forestry	Ha	0.15250	0.100			0.015	
							Horticulture	Ha	0.22634	0.0000			0.000	
	2541	ValiNagavvaKomVirupakshappa		6	1	Machinery	SoilMoistureConservation	TCB	Ha	0.05741	1.500	14.616	75.563	0.086
							WasteWair	No	0.0500	2			0.100	
							Forestry	Ha	0.15250	0.300			0.046	
							Horticulture	Ha	0.22634	0.0000			0.000	
	2542	KolliHanumanthappa		6	2	Machinery	SoilMoistureConservation	TCB	Ha	0.05741	0.680	14.616	75.563	0.039
							WasteWair	No	0.0500	1			0.050	
							Forestry	Ha	0.15250	0.200			0.031	
							Horticulture	Ha	0.22634	0.0000			0.000	
	2543	KulkarniRamanna		6	10	Machinery	SoilMoistureConservation	TCB	Ha	0.05741	0.190	14.616	75.563	0.011
							WasteWair	No	0.0500	0			0.000	
							Forestry	Ha	0.15250	0.050			0.008	
							Horticulture	Ha	0.22634	0.0000			0.000	
	2544	DevadrappaBanagara		6	15	Machinery	SoilMoistureConservation	TCB	Ha	0.05741	0.100	14.616	75.563	0.006
							WasteWair	No	0.0500	0			0.000	
							Forestry	Ha	0.15250	0.000			0.000	
							Horticulture	Ha	0.22634	0.0000			0.000	
	2545	PuttappaKoravara		6	16	Machinery	SoilMoistureConservation	TCB	Ha	0.05741	0.020	14.616	75.563	0.001
							WasteWair	No	0.0500	0			0.000	
							Forestry	Ha	0.15250	0.000			0.000	
							Horticulture	Ha	0.22634	0.0000			0.000	
	2546	BidariPirSab		6	3	Machinery	SoilMoistureConservation	TCB	Ha	0.05741	0.960	14.616	75.563	0.055
							WasteWair	No	0.0500	1			0.050	
							Forestry	Ha	0.15250	0.300			0.046	
							Horticulture	Ha	0.22634	0.0000			0.000	
	2547	ShaphisabTandeRajeSabBidari		6	9	Machinery	SoilMoistureConservation	TCB	Ha	0.05741	0.800	14.616	75.563	0.046
							WasteWair	No	0.0500	1			0.050	
							Forestry	Ha	0.15250	0.300			0.046	
							Horticulture	Ha	0.22634	0.0000			0.000	
	2548	ChanbasammaPujannavara		7	1	Machinery	SoilMoistureConservation	TCB	Ha	0.05741	0.800	14.616	75.563	0.046
							WasteWair	No	0.0500	1			0.050	
							Forestry	Ha	0.15250	0.300			0.046	
							Horticulture	Ha	0.22634	0.0000			0.000	
	2549	RameshTandeJakkappaPujannanavar		7	4	Machinery	SoilMoistureConservation	TCB	Ha	0.05741	0.400	14.616	75.563	0.023
							WasteWair	No	0.0500	1			0.050	
							Forestry	Ha	0.15250	0.300			0.046	
							Horticulture	Ha	0.22634	0.0000			0.000	
	2550	PujannanavarHanumanthappa		7	5	Machinery	SoilMoistureConservation	TCB	Ha	0.05741	1.200	14.616	75.563	0.069
							WasteWair	No	0.0500	2			0.100	
							Forestry	Ha	0.15250	1.000			0.153	
							Horticulture	Ha	0.22634	0.0000			0.000	
	2551	UmeshaTandeJakkappaPujannanavar		7	6	Machinery	SoilMoistureConservation	TCB	Ha	0.05741	0.400	14.616	75.563	0.023

							WasteWair	No	0.0500	1			0.050	
							Forestry	Ha	0.15250	0.200			0.031	
							Horticulture	Ha	0.22634	0.0000			0.000	
	2552	MallappaTandeJakkappaPujannanavar		7	7	Machinery	SoilMoistureConservation	TCB	Ha	0.05741	0.400	14.616	75.563	0.023
							WasteWair	No	0.0500	1			0.050	



VillageName	Farmer Code	FarmerName	Aadhar Card No	Survey Number	RateType(Manually /Machine ry)	ActivityType(SoilMoistureCo nervationActivity/Water HarvestingActivity)	ActivityName	Unit	UnitCost( InLakhs.)	Proposed Quantity	Latitude( Deg-Min- Sec)	Longitude (Deg-Min- Sec)	TotalCost (InLacs)	Site Photo
							Forestry	Ha	0.15250	0.100			0.015	
							Horticulture	Ha	0.22634	0.0000			0.000	
	2553	PujannanavarChandrappa		7	8	Machinery	SoilMoistureConservation	TCB	Ha	0.05741	0.800	14.616	75.563	0.046
							WasteWair	No	0.0500	1			0.050	
							Forestry	Ha	0.15250	0.200			0.031	
							Horticulture	Ha	0.22634	0.0000			0.000	
	2554	BadigerUrphArkachariParmeshwarappa		8	1	Machinery	SoilMoistureConservation	TCB	Ha	0.05741	0.170	14.616	75.563	0.010
							WasteWair	No	0.0500	1			0.050	
							Forestry	Ha	0.15250	0.500			0.076	
							Horticulture	Ha	0.22634	0.0000			0.000	
	2555	JainRajesha		8	1	Machinery	SoilMoistureConservation	TCB	Ha	0.05741	0.460	14.616	75.563	0.026
							WasteWair	No	0.0500	1			0.050	
							Forestry	Ha	0.15250	0.200			0.031	
							Horticulture	Ha	0.22634	0.0000			0.000	
	2556	BadigeraManjulaUrphAnasuyaKomMouneshappa		8	2	Machinery	SoilMoistureConservation	TCB	Ha	0.05741	1.650	14.616	75.563	0.095
							WasteWair	No	0.0500	2			0.100	
							Forestry	Ha	0.15250	1.000			0.153	
							Horticulture	Ha	0.22634	0.0000			0.000	
	2557	RudaragoudaPatil		8	1	Machinery	SoilMoistureConservation	TCB	Ha	0.05741	0.300	14.616	75.563	0.017
							WasteWair	No	0.0500	0			0.000	
							Forestry	Ha	0.15250	0.200			0.031	
							Horticulture	Ha	0.22634	0.0000			0.000	
	2558	RathanavvaKomKrishanppaBadiger		8	2B	Machinery	SoilMoistureConservation	TCB	Ha	0.05741	1.620	14.616	75.563	0.093
							WasteWair	No	0.0500	2			0.100	
							Forestry	Ha	0.15250	1.000			0.153	
							Horticulture	Ha	0.22634	0.0000			0.000	
	2559	MukannanavarHucchappa		8	2C	Machinery	SoilMoistureConservation	TCB	Ha	0.05741	1.680	14.616	75.563	0.096
							WasteWair	No	0.0500	2			0.100	
							Forestry	Ha	0.15250	1.000			0.153	
							Horticulture	Ha	0.22634	0.0000			0.000	
	2560	BharmagoudaPatil		8	3	Machinery	SoilMoistureConservation	TCB	Ha	0.05741	0.330	14.616	75.563	0.019
							WasteWair	No	0.0500	0			0.000	
							Forestry	Ha	0.15250	0.100			0.015	
							Horticulture	Ha	0.22634	0.0000			0.000	
	2561	SomanagoudaPatil		8	4	Machinery	SoilMoistureConservation	TCB	Ha	0.05741	0.330	14.616	75.563	0.019
							WasteWair	No	0.0500	0			0.000	
							Forestry	Ha	0.15250	0.100			0.015	
							Horticulture	Ha	0.22634	0.0000			0.000	
	2562	MukannanavarDevendrappa		35	1	Machinery	SoilMoistureConservation	TCB	Ha	0.05741	0.310	14.616	75.563	0.018
							WasteWair	No	0.0500	0			0.000	
							Forestry	Ha	0.15250	0.150			0.023	
							Horticulture	Ha	0.22634	0.0000			0.000	
	2563	MukannanavarChinnappa		35	2	Machinery	SoilMoistureConservation	TCB	Ha	0.05741	0.400	14.616	75.563	0.023
							WasteWair	No	0.0500	1			0.050	
							Forestry	Ha	0.15250	0.200			0.031	
							Horticulture	Ha	0.22634	0.0000			0.000	
	2564	MukannanavarHemappa		35	3	Machinery	SoilMoistureConservation	TCB	Ha	0.05741	0.800	14.616	75.563	0.046

							WasteWair	No	0.0500	1			0.050	
							Forestry	Ha	0.15250	0.200			0.031	
							Horticulture	Ha	0.22634	0.0000			0.000	
	2565	MukannavarRavi		35	4	Machinery	SoilMoistureConservation	TCB	Ha	0.05741	0.800	14.616	75.563	0.046
							WasteWair	No	0.0500	1			0.050	

VillageName	Farmer Code	FarmerName	Aadhar Card No	Survey Number	RateType(Manually /Machine ry)	ActivityType(SoilMoistureCo nervationActivity/Water HarvestingActivity)	ActivityName	Unit	UnitCost( InLakhs.)	Proposed Quantity	Latitude( Deg-Min- Sec)	Longitude (Deg-Min- Sec)	TotalCost (InLacs)	Site Photo
							Forestry	Ha	0.15250	0.300			0.046	
							Horticulture	Ha	0.22634	0.0000			0.000	
	2566	PatilChannagouda		36	1A	Machinery	SoilMoistureConservation	TCB	0.05741	0.560	14.616	75.563	0.032	
							WasteWair	No	0.0500	1			0.050	
							Forestry	Ha	0.15250	0.300			0.046	
							WaterWay	RMT	0.005	100			0.500	
	2567	PatilChannagouda		36	1B	Machinery	SoilMoistureConservation	TCB	0.05741	0.510	14.616	75.563	0.029	
							WasteWair	No	0.0500	1			0.050	
							Forestry	Ha	0.15250	0.300			0.046	
							Horticulture	Ha	0.22634	0.0000			0.000	
	2568	MukannanavarNilamma		36	2a	Machinery	SoilMoistureConservation	TCB	0.05741	0.680	14.616	75.563	0.039	
							WasteWair	No	0.0500	1			0.050	
							Forestry	Ha	0.15250	0.300			0.046	
							Horticulture	Ha	0.22634	0.0000			0.000	
	2569	MukannanavarNilamma		36	2b	Machinery	SoilMoistureConservation	TCB	0.05741	0.670	14.616	75.563	0.038	
							WasteWair	No	0.0500	1			0.050	
							Forestry	Ha	0.15250	0.200			0.031	
							Horticulture	Ha	0.22634	0.0000			0.000	
	2570	PatilSumangalaKomMarulasiddangouda		37	1+2	Machinery	SoilMoistureConservation	TCB	0.05741	1.250	14.616	75.563	0.072	
							WasteWair	No	0.0500	2			0.100	
							Forestry	Ha	0.15250	1.000			0.153	
							Horticulture	Ha	0.22634	0.0000			0.000	
	2571	PatilChannagouda		37	1+2	Machinery	SoilMoistureConservation	TCB	0.05741	1.200	14.616	75.563	0.069	
							WasteWair	No	0.0500	1			0.050	
							Forestry	Ha	0.15250	0.500			0.076	
							WaterWay	RMT	0.005	100			0.500	
	2572	BarkiYallavvaKomShivappa		37	1+2	Machinery	SoilMoistureConservation	TCB	0.05741	1.320	14.616	75.563	0.076	
							WasteWair	No	0.0500	1			0.050	
							Forestry	Ha	0.15250	0.500			0.076	
							WaterWay	RMT	0.005	150			0.750	
	2573	BarkiYallavvaKomShivappa		37	3	Machinery	SoilMoistureConservation	TCB	0.05741	0.680	14.616	75.563	0.039	
							WasteWair	No	0.0500	1			0.050	
							Forestry	Ha	0.15250	0.300			0.046	
							WaterWay	RMT	0.005	50			0.250	
	2574	ChannagoudaPatil		37	4	Machinery	SoilMoistureConservation	TCB	0.05741	0.600	14.616	75.563	0.034	
							Forestry	Ha	0.15250	0.300			0.046	
							WaterWay	RMT	0.005	30			0.150	
	2575	MahamadHsamMullaMahamadAli		38	1	Machinery	SoilMoistureConservation	TCB	0.05741	1.000	14.616	75.563	0.057	
							WasteWair	No	0.0500	1			0.050	
							Forestry	Ha	0.15250	0.300			0.046	
							WaterWay	RMT	0.005	60			0.300	
	2576	MullaKhairunnisa		38	2	Machinery	SoilMoistureConservation	TCB	0.05741	0.610	14.616	75.563	0.035	
							WasteWair	No	0.0500	1			0.050	
							Forestry	Ha	0.15250	0.300			0.046	
	2577	MusthakAhmadMullaMahamadAli		38	3	Machinery	SoilMoistureConservation	TCB	0.05741	1.000	14.616	75.563	0.057	
							WasteWair	No	0.0500	1			0.050	
							Forestry	Ha	0.15250	0.600			0.092	

	2578	LiyakathAliMullaMahamadAli		38	4	Machinery	SoilMoistureConservation	TCB	Ha	0.05741	1.000	14.616	75.563	0.057
								WasteWair	No	0.0500	1			0.050
								Forestry	Ha	0.15250	0.300			0.046
	2579	AbdulakhadarSahebMullaMahamadaAliSaheb		38	5	Machinery	SoilMoistureConservation	TCB	Ha	0.05741	1.000	14.616	75.563	0.057
								WasteWair	No	0.0500	1			0.050

VillageName	Farmer Code	FarmerName	Aadhar Card No	Survey Number	RateType(Manually /Machine ry)	ActivityType(SoilMoistureCo nservationActivity/Water HarvestingActivity)	ActivityName	Unit	UnitCost( InLakhs.)	Proposed Quantity	Latitude( Deg-Min- Sec)	Longitude (Deg-Min- Sec)	TotalCost (InLacs)	Site Photo
							Forestry	Ha	0.15250	0.500			0.076	
	2580	HunasikattiSiddappa		39	1	Machinery	SoilMoistureConservation	TCB	Ha	0.05741	1.600	14.616	75.563	0.092
							WasteWair	No	0.0500	1				0.050
							Forestry	Ha	0.15250	0.500				0.076
	2581	SunnakannavarMohiddin		39	2	Machinery	SoilMoistureConservation	TCB	Ha	0.05741	0.660	14.616	75.563	0.038
							Forestry	Ha	0.15250	0.300				0.046
	2582	SunnakannavarMohiddin		39	3	Machinery	SoilMoistureConservation	TCB	Ha	0.05741	0.410	14.616	75.563	0.024
							Forestry	Ha	0.15250	0.300				0.046
	2583	KitturSanganagouda		39	4	Machinery	SoilMoistureConservation	TCB	Ha	0.05741	1.620	14.616	75.563	0.093
							WasteWair	No	0.0500	1				0.050
							Forestry	Ha	0.15250	1.000				0.153
	2584	SunnakannavarAbdulkhadar		39	5	Machinery	SoilMoistureConservation	TCB	Ha	0.05741	0.330	14.616	75.563	0.019
							Forestry	Ha	0.15250	0.200				0.031
	2585	SunnakannavarAbdulkhadar		39	6	Machinery	SoilMoistureConservation	TCB	Ha	0.05741	0.330	14.616	75.563	0.019
							Forestry	Ha	0.15250	0.300				0.046
	2586	SunnakannavarAbdulkhadar		39	7	Machinery	SoilMoistureConservation	TCB	Ha	0.05741	0.820	14.616	75.563	0.047
							WasteWair	No	0.0500	1				0.050
							Forestry	Ha	0.15250	0.400				0.061
	2587	JadhavSiddappa		75	1	Machinery	SoilMoistureConservation	TCB	Ha	0.05741	0.610	14.616	75.563	0.035
							WasteWair	No	0.0500	1				0.050
							Forestry	Ha	0.15250	0.200				0.031
	2588	SunnakannavarMohiddin		75	1	Machinery	SoilMoistureConservation	TCB	Ha	0.05741	1.000	14.616	75.563	0.057
							WasteWair	No	0.0500	1				0.050
	2589	SunnakannavarMohiddin		75	1A	Machinery	SoilMoistureConservation	TCB	Ha	0.05741	2.260	14.616	75.563	0.130
	2590	KitturSanganagouda					WasteWair	No	0.0500	2				0.100
							Forestry	Ha	0.15250	0.100				0.015
				75	1	Machinery	SoilMoistureConservation	TCB	Ha	0.05741	0.410	14.616	75.563	0.024
	2591	SunnakannavarAbdulkhadar					Forestry	Ha	0.15250	0.200				0.031
				75	1	Machinery	SoilMoistureConservation	TCB	Ha	0.05741	0.400	14.616	75.563	0.023
	2592	SunnakannavarAbdulkhadar					WasteWair	No	0.0500	1				0.050
							Forestry	Ha	0.15250	0.200				0.031
	2593	SunnakannavarAbdulkhadar		75	2B	Machinery	SoilMoistureConservation	TCB	Ha	0.05741	0.840	14.616	75.563	0.048
							WasteWair	No	0.0500	1				0.050
							Forestry	Ha	0.15250	0.400				0.061
	2594	JadhavaSiddappa		75	2B	Machinery	SoilMoistureConservation	TCB	Ha	0.05741	0.840	14.616	75.563	0.048
							WasteWair	No	0.0500	1				0.050
							Forestry	Ha	0.15250	0.400				0.061
							Horticulture	Ha	0.22634	0.0000				0.000
	2595	MalagiHoliyappa		75	2	Machinery	SoilMoistureConservation	TCB	Ha	0.05741	1.770	14.616	75.563	0.102
							WasteWair	No	0.0500	2				0.100
							LRRS	No	2.500	1				2.500
							Forestry	Ha	0.15250	1.000				0.153
	2596	MalagiGuddappa		75	3	Machinery	SoilMoistureConservation	TCB	Ha	0.05741	1.770	14.616	75.563	0.102
							WasteWair	No	0.0500	2				0.100
							Forestry	Ha	0.15250	1.000				0.153
							Horticulture	Ha	0.22634	0.0000				0.000

	2597	JadhavSarojaBhaiKomSuresha		75	4	Machinery	SoilMoistureConservation	TCB	Ha	0.05741	0.200	14.616	75.563	0.011
								Forestry	Ha	0.15250	0.100			0.015
	2598	JadhavsakkubaiKomSambaji		75	5	Machinery	SoilMoistureConservation	TCB	Ha	0.05741	0.600	14.616	75.563	0.034
								WasteWair	No	0.0500	1			0.050
								Forestry	Ha	0.15250	0.300			0.046

VillageName	Farmer Code	FarmerName	Aadhar Card No	Survey Number	RateType(Manually /Machinery)	ActivityType(SoilMoistureConservationActivity/WaterHarvestingActivity)	ActivityName	Unit	UnitCost(InLakhs.)	Proposed Quantity	Latitude(Deg-Min-Sec)	Longitude (Deg-Min-Sec)	TotalCost (InLacs)	Site Photo
	2599	MayannanavarShiddappa		76	1	Machinery	SoilMoistureConservation	TCB	Ha	0.05741	0.930	14.616	75.563	0.053
								WasteWair	No	0.0500	1			0.050
								Forestry	Ha	0.15250	0.400			0.061
	2600	JamalappaTandeYamanappaMayannanavar		76	2	Machinery	SoilMoistureConservation	TCB	Ha	0.05741	0.800	14.616	75.563	0.046
								WasteWair	No	0.0500	1			0.050
								Forestry	Ha	0.15250	0.400			0.061
	2601	BirappaTandeYamanappaMayannanavar		76	3	Machinery	SoilMoistureConservation	TCB	Ha	0.05741	0.700	14.616	75.563	0.040
								WasteWair	No	0.0500	0			0.000
								Forestry	Ha	0.15250	0.400			0.061
	2602	RajappaTandeYamanappaMayannanavar		76	4	Machinery	SoilMoistureConservation	TCB	Ha	0.05741	0.700	14.616	75.563	0.040
								WasteWair	No	0.0500	1			0.050
								Forestry	Ha	0.15250	0.350			0.053
								Horticulture	Ha	0.22634	0.3000			0.068
	2603	GuddappaTandeYamanappaMayannanavar		76	5	Machinery	SoilMoistureConservation	TCB	Ha	0.05741	0.850	14.616	75.563	0.049
								WasteWair	No	0.0500	1			0.050
								Forestry	Ha	0.15250	0.400			0.061
	2604	MuddiBharamappa		77	1	Machinery	SoilMoistureConservation	TCB	Ha	0.05741	1.200	14.616	75.563	0.069
								WasteWair	No	0.0500	1			0.050
								Forestry	Ha	0.15250	0.600			0.092
	2605	MuddiHonakerappaBinSiddappa		77	10	Machinery	SoilMoistureConservation	TCB	Ha	0.05741	0.400	14.616	75.563	0.023
								WasteWair	No	0.0500	1			0.050
								Forestry	Ha	0.15250	0.200			0.031
	2606	MuddiRudrappa		77	2	Machinery	SoilMoistureConservation	TCB	Ha	0.05741	0.400	14.616	75.563	0.023
								WasteWair	No	0.0500	1			0.050
								Forestry	Ha	0.15250	0.200			0.031
	2607	MuddiNingappa		77	3	Machinery	SoilMoistureConservation	TCB	Ha	0.05741	0.400	14.616	75.563	0.023
								WasteWair	No	0.0500	0			0.000
								Forestry	Ha	0.15250	0.200			0.031
	2608	MuddiHegappa		77	4	Machinery	SoilMoistureConservation	TCB	Ha	0.05741	0.400	14.616	75.563	0.023
								WasteWair	No	0.0500	0			0.000
								Forestry	Ha	0.15250	0.000			0.000
	2609	MuddiRevanappaBinSiddappa		77	5	Machinery	SoilMoistureConservation	TCB	Ha	0.05741	0.400	14.616	75.563	0.023
								WasteWair	No	0.0500	1			0.050
								Forestry	Ha	0.15250	0.200			0.031
	2610	VivekJain		77	6	Machinery	SoilMoistureConservation	TCB	Ha	0.05741	0.600	14.616	75.563	0.034
								WasteWair	No	0.0500	1			0.050
								Forestry	Ha	0.15250	0.300			0.046
	2611	MuddiGutthemmaKomNingappa		77	7	Machinery	SoilMoistureConservation	TCB	Ha	0.05741	2.220	14.616	75.563	0.127
								WasteWair	No	0.0500	2			0.100
								Forestry	Ha	0.15250	1.000			0.153
	2612	VikarmSanghaviUrphJain		77	8	Machinery	SoilMoistureConservation	TCB	Ha	0.05741	0.600	14.616	75.563	0.034
								WasteWair	No	0.0500	1			0.050
								Forestry	Ha	0.15250	0.600			0.092
							WaterHarvestingActivity	CD	No	10	1			10.000
	2613	MuddiMallikarjunaBinKhanadeppa		77	9	Machinery	SoilMoistureConservation	TCB	Ha	0.05741	0.400	14.616	75.563	0.023
								WasteWair	No	0.0500	1			0.050
								Forestry	Ha	0.15250	0.200			0.031

	2614	KichadiMallappa		78	1+2A	Machinery	SoilMoistureConservation	TCB	Ha	0.05741	0.860	14.616	75.563	0.049
								WasteWair	No	0.0500	1			0.050
								Forestry	Ha	0.15250	0.600			0.092
	2615	KichadiMallesha		78	1+2A	Machinery	SoilMoistureConservation	TCB	Ha	0.05741	1.240	14.616	75.563	0.071
								WasteWair	No	0.0500	1			0.050



VillageName	Farmer Code	FarmerName	Aadhar Card No	Survey Number	RateType(Manually /Machine ry)	ActivityType(SoilMoistureCon servationActivity/Water HarvestingActivity)	ActivityName	Unit	UnitCost( InLakhs.)	Proposed Quantity	Latitude( Deg-Min- Sec)	Longitude (Deg-Min- Sec)	TotalCost (InLacs)	Site Photo
							Forestry	Ha	0.15250	0.600			0.092	
	2616	KichadiPuttappa		78	1+2A	Machinery	SoilMoistureConservation	TCB	Ha	0.05741	0.640	14.616	75.563	0.037
							WasteWair	No	0.0500	1				0.050
							Forestry	Ha	0.15250	0.300				0.046
	2617	KichadiPuttappa		78	1+2A	Machinery	SoilMoistureConservation	TCB	Ha	0.05741	1.080	14.616	75.563	0.062
							WasteWair	No	0.0500	1				0.050
							Forestry	Ha	0.15250	0.500				0.076
	2618	KichadiChikkappa		78	2B	Machinery	SoilMoistureConservation	TCB	Ha	0.05741	1.710	14.616	75.563	0.098
							WasteWair	No	0.0500	1				0.050
							LRRS	No	2.500	1				2.500
							RRS	No	3.5	1				3.500
							Forestry	Ha	0.15250	1.000				0.153
	2619	BharamappaTandeDurgappaKichadi		79	1	Machinery	SoilMoistureConservation	TCB	Ha	0.05741	0.890	14.616	75.563	0.051
							RubbleCheck	No	0.75	1				0.750
							WasteWair	No	0.0500	1				0.050
							Forestry	Ha	0.15250	0.400				0.061
	2620	KichadiMariyappa		79	2	Machinery	SoilMoistureConservation	TCB	Ha	0.05741	1.470	14.616	75.563	0.084
							WasteWair	No	0.0500	1				0.050
							LRRS	No	2.500	1				2.500
							Forestry	Ha	0.15250	0.300				0.046
	2621	KichadiBharamappa		79	3	Machinery	SoilMoistureConservation	TCB	Ha	0.05741	0.980	14.616	75.563	0.056
							WasteWair	No	0.0500	1				0.050
							RubbleCheck	No	0.75	1				0.750
							Forestry	Ha	0.15250	0.400				0.061
	2622	AnjaneyaTandeDurgappaKumar		79	4	Machinery	SoilMoistureConservation	TCB	Ha	0.05741	1.770	14.616	75.563	0.102
							WasteWair	No	0.0500	1				0.050
							Forestry	Ha	0.15250	1.000				0.153
							LRRS	No	2.500	1				2.500
	2623	KichadiBharmappa		79	5	Machinery	SoilMoistureConservation	TCB	Ha	0.05741	0.820	14.616	75.563	0.047
							WasteWair	No	0.0500	1				0.050
							Forestry	Ha	0.15250	0.400				0.061
	2624	KichadiMariyappa		79	6	Machinery	SoilMoistureConservation	TCB	Ha	0.05741	0.680	14.616	75.563	0.039
							WasteWair	No	0.0500	1				0.050
							Forestry	Ha	0.15250	0.300				0.046
	2625	ParameshwarappaTandeDurgappaKichadi		79	7	Machinery	SoilMoistureConservation	TCB	Ha	0.05741	0.890	14.616	75.563	0.051
							WasteWair	No	0.0500	1				0.050
							WaterHarvestingActivity	CD	No	10	1			10.000
							Forestry	Ha	0.15250	0.500				0.076
	2626	HullattiYamanappa		80	1	Machinery	SoilMoistureConservation	TCB	Ha	0.05741	2.260	14.616	75.563	0.130
							WasteWair	No	0.0500	1				0.050
							Forestry	Ha	0.15250	1.000				0.153
							LRRS	No	2.500	1				2.500
	2627	HullatiMalleshappa		80	2	Machinery	SoilMoistureConservation	TCB	Ha	0.05741	2.250	14.616	75.563	0.129
							WasteWair	No	0.0500	1				0.050
							RubbleCheck	No	0.75	1				0.750
							Forestry	Ha	0.15250	1.000				0.153
	2628	KatiSiddappa		81	1A	Machinery	SoilMoistureConservation	TCB	Ha	0.05741	1.710	14.616	75.563	0.098

								WasteWair	No	0.0500	1			0.050
								Forestry	Ha	0.15250	1.000			0.153
								RubbleCheck	No	0.75	1			0.750
	2629	KatiDurgappa		81	123	Machinery	SoilMoistureConservation	TCB	Ha	0.05741	2.050	14.616	75.563	0.118
								WasteWair	No	0.0500	2			0.100

VillageName	Farmer Code	FarmerName	Aadhar Card No	Survey Number	RateType(Manually /Machine ry)	ActivityType(SoilMoistureCo nervationActivity/Water HarvestingActivity)	ActivityName	Unit	UnitCost( InLakhs.)	Proposed Quantity	Latitude( Deg-Min- Sec)	Longitude (Deg-Min- Sec)	TotalCost (InLacs)	Site Photo
							RubbleCheck	No	0.75	1			0.750	
							Forestry	Ha	0.15250	1.000			0.153	
	2630	HalageriRaghavendra		81	2	Machinery	SoilMoistureConservation	TCB	0.05741	4.030	14.616	75.563	0.231	
							WasteWair	No	0.0500	2			0.100	
							RubbleCheck	No	0.75	1			0.750	
							WaterHarvestingActivity	FARMPOND	No	1.04	1		1.040	
							LRRS	No	2.500	1			2.500	
							Forestry	Ha	0.15250	2.000			0.305	
	2631	KambaliMuddiyappa		82	1	Machinery	SoilMoistureConservation	TCB	0.05741	2.960	14.616	75.563	0.170	
							WasteWair	No	0.0500	2			0.100	
							RubbleCheck	No	0.75	1			0.750	
							WaterHarvestingActivity	FARMPOND	No	1.04	1		1.040	
							LRRS	No	2.500	1			2.500	
							Forestry	Ha	0.15250	2.000			0.305	
	2632	KambaliSavakka		82	2	Machinery	SoilMoistureConservation	TCB	0.05741	3.200	14.616	75.563	0.184	
							WasteWair	No	0.0500	2			0.100	
							RubbleCheck	No	0.75	1			0.750	
							WaterHarvestingActivity	FARMPOND	No	1.04	1		1.040	
							LRRS	No	2.500	1			2.500	
							Forestry	Ha	0.15250	2.000			0.305	
	2633	NayakKantharaja		83	1	Machinery	SoilMoistureConservation	TCB	0.05741	0.800	14.616	75.563	0.046	
							WasteWair	No	0.0500	1			0.050	
							Forestry	Ha	0.15250	1.000			0.153	
	2634	HoliyammaNavarSharanabasava		83	1A	Machinery	SoilMoistureConservation	TCB	0.05741	0.820	14.616	75.563	0.047	
							WasteWair	No	0.0500	1			0.050	
							Forestry	Ha	0.15250	1.000			0.153	
							Horticulture	Ha	0.22634	0.0000			0.000	
	2635	NagarajTandeBasappaKoppada		83	1A	Machinery	SoilMoistureConservation	TCB	0.05741	1.600	14.616	75.563	0.092	
							WasteWair	No	0.0500	2			0.100	
							Forestry	Ha	0.15250	2.000			0.305	
	2636	GamadaMallikarjuna		83	1B	Machinery	SoilMoistureConservation	TCB	0.05741	4.300	14.616	75.563	0.247	
							WasteWair	No	0.0500	2			0.100	
							Forestry	Ha	0.15250	2.000			0.305	
							RubbleCheck	No	0.75	1			0.750	
	2637	KichadiMarthandappa		83	2B	Machinery	SoilMoistureConservation	TCB	0.05741	1.050	14.616	75.563	0.060	
							WasteWair	No	0.0500	1			0.050	
							Forestry	Ha	0.15250	1.000			0.153	
	2638	NagappaJalagrUrphBelur		83	2	Machinery	SoilMoistureConservation	TCB	0.05741	0.610	14.616	75.563	0.035	
							WasteWair	No	0.0500	1			0.050	
							Forestry	Ha	0.15250	1.000			0.153	
	2639	KichadiMarthandappaBinHucchappa		83	3	Machinery	SoilMoistureConservation	TCB	0.05741	0.180	14.616	75.563	0.010	
							WasteWair	No	0.0500	0			0.000	
							Forestry	Ha	0.15250	0.500			0.076	
							Horticulture	Ha	0.22634	0.3000			0.068	
	2640	HaleshaJalagarUrphBelur		83	4	Machinery	SoilMoistureConservation	TCB	0.05741	0.610	14.616	75.563	0.035	
							WasteWair	No	0.0500	1			0.050	
							Forestry	Ha	0.15250	0.400			0.061	

							Horticulture	Ha	0.22634	0.3000			0.068
2641	KarbasappaGulannanavar		84	1	Machinery	SoilMoistureConservation	TCB	Ha	0.05741	0.800	14.616	75.563	0.046
							WasteWair	No	0.0500	1			0.050
							Forestry	Ha	0.15250	0.400			0.061
							Horticulture	Ha	0.22634	0.3000			0.068

VillageName	Farmer Code	FarmerName	Aadhar Card No	Survey Number	RateType(Manually /Machine ry)	ActivityType(SoilMoistureCo nservationActivity/Water HarvestingActivity)	ActivityName	Unit	UnitCost( InLakhs.)	Proposed Quantity	Latitude( Deg-Min- Sec)	Longitude (Deg-Min- Sec)	TotalCost (InLacs)	Site Photo
	2642	KarbasappaGulannanavar		84	2	Machinery	SoilMoistureConservation	TCB	Ha	0.05741	0.800	14.616	75.563	0.046
								WasteWair	No	0.0500	1			0.050
								Forestry	Ha	0.15250	0.400			0.061
								Horticulture	Ha	0.22634	0.3000			0.068
	2643	PremaCRKomRevanasiddappaCM		84	3	Machinery	SoilMoistureConservation	TCB	Ha	0.05741	1.460	14.616	75.563	0.084
								WasteWair	No	0.0500	2			0.100
								Forestry	Ha	0.15250	1.000			0.153
								Horticulture	Ha	0.22634	0.3000			0.068
	2644	BasanagoudaTandeSiddanagoudaPatil		84	4	Machinery	SoilMoistureConservation	TCB	Ha	0.05741	1.200	14.616	75.563	0.069
								WasteWair	No	0.0500	2			0.100
								Forestry	Ha	0.15250	0.600			0.092
								Horticulture	Ha	0.22634	0.3000			0.068
	2645	PatilKavithaUrphSarada		84	5	Machinery	SoilMoistureConservation	TCB	Ha	0.05741	0.860	14.616	75.563	0.049
								WasteWair	No	0.0500	1			0.050
								Forestry	Ha	0.15250	0.400			0.061
								Horticulture	Ha	0.22634	0.3000			0.068
	2645	NilammaKomShankaragoudaPatil		84	6	Machinery	SoilMoistureConservation	TCB	Ha	0.05741	0.860	14.616	75.563	0.049
								WasteWair	No	0.0500	1			0.050
								Forestry	Ha	0.15250	0.400			0.061
								Horticulture	Ha	0.22634	0.3000			0.068
	2646	BasappaGulannanavar		84	7	Machinery	SoilMoistureConservation	TCB	Ha	0.05741	0.770	14.616	75.563	0.044
								WasteWair	No	0.0500	1			0.050
								Forestry	Ha	0.15250	0.300			0.046
								Horticulture	Ha	0.22634	0.5000			0.113
	2647	BasappaGulannanavar		84	8	Machinery	SoilMoistureConservation	TCB	Ha	0.05741	0.710	14.616	75.563	0.041
								WasteWair	No	0.0500	1			0.050
								Forestry	Ha	0.15250	0.300			0.046
								Horticulture	Ha	0.22634	0.4000			0.091
	2648	SharadaPathriKomBDPatil		84	9	Machinery	SoilMoistureConservation	TCB	Ha	0.05741	1.460	14.616	75.563	0.084
								WasteWair	No	0.0500	2			0.100
								Forestry	Ha	0.15250	1.000			0.153
								Horticulture	Ha	0.22634	0.5000			0.113
	2649	NagappaManannanavar		85	1	Machinery	SoilMoistureConservation	TCB	Ha	0.05741	1.920	14.616	75.563	0.110
								WasteWair	No	0.0500	2			0.100
								Forestry	Ha	0.15250	1.000			0.153
								Horticulture	Ha	0.22634	0.5000			0.113
	2650	KichadiKamalavvaKomChannabasappa		85	2	Machinery	SoilMoistureConservation	TCB	Ha	0.05741	1.990	14.616	75.563	0.114
								WasteWair	No	0.0500	2			0.100
								Forestry	Ha	0.15250	1.000			0.153
								Horticulture	Ha	0.22634	0.5000			0.113
	2651	KichadiGangavva		85	3	Machinery	SoilMoistureConservation	TCB	Ha	0.05741	1.890	14.616	75.563	0.109
								WasteWair	No	0.0500	2			0.100
								Forestry	Ha	0.15250	1.000			0.153
								Horticulture	Ha	0.22634	0.5000			0.113
	2652	GadiUrphGaderKariyappa		85	4	Machinery	SoilMoistureConservation	TCB	Ha	0.05741	0.220	14.616	75.563	0.013
								WasteWair	No	0.0500	1			0.050
								Forestry	Ha	0.15250	0.100			0.015

							Horticulture	Ha	0.22634	0.5000			0.113
2653	GadiKariyappa		85	4	Machinery	SoilMoistureConservation	TCB	Ha	0.05741	0.770	14.616	75.563	0.044
							WasteWair	No	0.0500	1			0.050
							Forestry	Ha	0.15250	0.300			0.046
							Horticulture	Ha	0.22634	0.5000			0.113

VillageName	Farmer Code	FarmerName	Aadhar Card No	Survey Number	RateType(Manually /Machine ry)	ActivityType(SoilMoistureCon servationActivity/Water HarvestingActivity)	ActivityName	Unit	UnitCost( InLakhs.)	Proposed Quantity	Latitude( Deg-Min- Sec)	Longitude (Deg-Min- Sec)	TotalCost (InLacs)	Site Photo
	2654	GaderaGuttheppa		85	4	Machinery	SoilMoistureConservation	TCB	Ha	0.05741	0.220	14.616	75.563	0.013
							WasteWair	No	0.0500	0				0.000
							Forestry	Ha	0.15250	0.100				0.015
							Horticulture	Ha	0.22634	0.3000				0.068
	2655	GaderaKolappa		85	4	Machinery	SoilMoistureConservation	TCB	Ha	0.05741	0.770	14.616	75.563	0.044
							WasteWair	No	0.0500	1				0.050
							Forestry	Ha	0.15250	0.300				0.046
							Horticulture	Ha	0.22634	0.4000				0.091
	2656	KoravaraUrphKunchiKoravarKollamma		85	5B	Machinery	SoilMoistureConservation	TCB	Ha	0.05741	1.540	14.616	75.563	0.088
							WasteWair	No	0.0500	2				0.100
							Forestry	Ha	0.15250	1.000				0.153
							Horticulture	Ha	0.22634	0.2000				0.045
	2657	KichadiBharamappa		85	5a	Machinery	SoilMoistureConservation	TCB	Ha	0.05741	0.400	14.616	75.563	0.023
							WasteWair	No	0.0500	1				0.050
							Forestry	Ha	0.15250	0.100				0.015
							Horticulture	Ha	0.22634	0.3000				0.068
	2658	KichadiMallarappa		85	6	Machinery	SoilMoistureConservation	TCB	Ha	0.05741	1.780	14.616	75.563	0.102
							WasteWair	No	0.0500	1				0.050
							RubbleCheck	No	0.75	1				0.750
							Forestry	Ha	0.15250	1.000				0.153
							Horticulture	Ha	0.22634	0.3000				0.068
	2659	MadaraYamanappaBinKarbasappa		87	1a	Machinery	SoilMoistureConservation	TCB	Ha	0.05741	1.980	14.616	75.563	0.114
							WasteWair	No	0.0500	2				0.100
							RubbleCheck	No	0.75	1				0.750
							Forestry	Ha	0.15250	1.000				0.153
							Horticulture	Ha	0.22634	0.3000				0.068
	2660	MadaraYamanappaBinKarbasappa		87	1a	Machinery	SoilMoistureConservation	TCB	Ha	0.05741	1.960	14.616	75.563	0.113
							WasteWair	No	0.0500	2				0.100
							RubbleCheck	No	0.75	1				0.750
							Forestry	Ha	0.15250	1.000				0.153
							Horticulture	Ha	0.22634	0.5000				0.113
	2661	KakiHanumanthappa		87	3	Machinery	SoilMoistureConservation	TCB	Ha	0.05741	1.000	14.616	75.563	0.057
							WasteWair	No	0.0500	1				0.050
							Forestry	Ha	0.15250	0.500				0.076
							Horticulture	Ha	0.22634	0.3000				0.068
	2662	KakiBhimappa		87	4	Machinery	SoilMoistureConservation	TCB	Ha	0.05741	1.000	14.616	75.563	0.057
							WasteWair	No	0.0500	1				0.050
							Forestry	Ha	0.15250	0.500				0.076
							Horticulture	Ha	0.22634	0.5000				0.113
	2663	GaneshajagadishwarappaBanagar		88	1	Machinery	SoilMoistureConservation	TCB	Ha	0.05741	1.490	14.616	75.563	0.086
							WasteWair	No	0.0500	2				0.100
							RubbleCheck	No	0.75	1				0.750
							Forestry	Ha	0.15250	1.000				0.153
							Horticulture	Ha	0.22634	0.2000				0.045
	2664	BanagarChandrashekarappa		88	2	Machinery	SoilMoistureConservation	TCB	Ha	0.05741	2.400	14.616	75.563	0.138
							WasteWair	No	0.0500	1				0.050
							WaterHarvestingActivity	FARMPOND	No	1.04	1			1.040

							Forestry	Ha	0.15250	0.400			0.061	
							RubbleCheck	No	0.75	1			0.750	
	2665	BallariDilleppa		89	39+323	Machinery	SoilMoistureConservation	TCB	Ha	0.05741	0.890	14.616	75.563	0.051
							WasteWair	No	0.0500	1			0.050	
							Forestry	Ha	0.15250	0.400			0.061	



VillageName	Farmer Code	FarmerName	Aadhar Card No	Survey Number	RateType(Manually /Machine ry)	ActivityType(SoilMoistureCo nservationActivity/Water HarvestingActivity)	ActivityName	Unit	UnitCost( InLakhs.)	Proposed Quantity	Latitude( Deg-Min- Sec)	Longitude (Deg-Min- Sec)	TotalCost (InLacs)	Site Photo
	2666	ManannanavarMahadevakka		89 3e+3a	Machinery	SoilMoistureConservation	TCB	Ha	0.05741	0.890	14.616	75.563	0.051	
							WasteWair	No	0.0500	1			0.050	
							Forestry	Ha	0.15250	0.500			0.076	
							Horticulture	Ha	0.22634	0.2000			0.045	
	2667	ManannanavarKannappa		89 1A+1B	Machinery	SoilMoistureConservation	TCB	Ha	0.05741	0.940	14.616	75.563	0.054	
							WasteWair	No	0.0500	1			0.050	
							Forestry	Ha	0.15250	0.400			0.061	
	2668	MakanurVirabhadrappa		89 2	Machinery	SoilMoistureConservation	TCB	Ha	0.05741	1.800	14.616	75.563	0.103	
							WasteWair	No	0.0500	0			0.000	
							RubbleCheck	No	0.75	1			0.750	
							Forestry	Ha	0.15250	1.000			0.153	
							Horticulture	Ha	0.22634	0.2000			0.045	
	2669	GaudarGuttheppa		89 4	Machinery	SoilMoistureConservation	TCB	Ha	0.05741	0.600	14.616	75.563	0.034	
							WasteWair	No	0.0500	1			0.050	
							Forestry	Ha	0.15250	0.300			0.046	
							Horticulture	Ha	0.22634	0.0000			0.000	
	2670	GaudarBirappa		89 5	Machinery	SoilMoistureConservation	TCB	Ha	0.05741	0.600	14.616	75.563	0.034	
							WasteWair	No	0.0500	1			0.050	
							Forestry	Ha	0.15250	0.300			0.046	
							Horticulture	Ha	0.22634	0.0000			0.000	
	2671	GaudarCholappa		89 6	Machinery	SoilMoistureConservation	TCB	Ha	0.05741	0.670	14.616	75.563	0.038	
							WasteWair	No	0.0500	1			0.050	
							Forestry	Ha	0.15250	0.300			0.046	
							Horticulture	Ha	0.22634	0.0000			0.000	
	2672	GadiHanumanthappaBinKannappa		90 1	Machinery	SoilMoistureConservation	TCB	Ha	0.05741	4.000	14.616	75.563	0.230	
							WasteWair	No	0.0500	1			0.050	
						WaterHarvestingActivity	FARMPOND	No	1.04	1			1.040	
							RubbleCheck	No	0.75	1			0.750	
							LRRS	No	2.500	1			2.500	
							Forestry	Ha	0.15250	2.000			0.305	
							Horticulture	Ha	0.22634	0.0000			0.000	
	2673	MayannanavarDurgappa		90 2	Machinery	SoilMoistureConservation	TCB	Ha	0.05741	1.200	14.616	75.563	0.069	
							WasteWair	No	0.0500	1			0.050	
							Forestry	Ha	0.15250	0.600			0.092	
							Horticulture	Ha	0.22634	0.0000			0.000	
	2674	MalagiSiddappa		90 3	Machinery	SoilMoistureConservation	TCB	Ha	0.05741	0.600	14.616	75.563	0.034	
							WasteWair	No	0.0500	1			0.050	
							Forestry	Ha	0.15250	0.300			0.046	
							Horticulture	Ha	0.22634	0.0000			0.000	
	2675	MalagiKariyappa		90 4	Machinery	SoilMoistureConservation	TCB	Ha	0.05741	0.200	14.616	75.563	0.011	
							WasteWair	No	0.0500	0			0.000	
							Forestry	Ha	0.15250	0.200			0.031	
							Horticulture	Ha	0.22634	0.0000			0.000	
	2676	MayannanavarKarbasammaKomDurgappa		90 5	Machinery	SoilMoistureConservation	TCB	Ha	0.05741	1.670	14.616	75.563	0.096	
							WasteWair	No	0.0500	1			0.050	
							Forestry	Ha	0.15250	1.000			0.153	
							Horticulture	Ha	0.22634	0.0000			0.000	

	2677	MalagiKarbasappa		90	6	Machinery	SoilMoistureConservation	TCB	Ha	0.05741	0.600	14.616	75.563	0.034
								WasteWair	No	0.0500	1			0.050
								Forestry	Ha	0.15250	0.300			0.046
								Horticulture	Ha	0.22634	0.0000			0.000
	2678	MalagiKariyappa		90	7	Machinery	SoilMoistureConservation	TCB	Ha	0.05741	0.400	14.616	75.563	0.023

VillageName	Farmer Code	FarmerName	Aadhar Card No	Survey Number	RateType(Manually /Machine ry)	ActivityType(SoilMoistureCo nervationActivity/Water HarvestingActivity)	ActivityName	Unit	UnitCost( InLakhs.)	Proposed Quantity	Latitude( Deg-Min- Sec)	Longitude (Deg-Min- Sec)	TotalCost (InLacs)	Site Photo
							WasteWair	No	0.0500	1			0.050	
							Forestry	Ha	0.15250	0.200			0.031	
							Horticulture	Ha	0.22634	0.0000			0.000	
	2679	KichadiBasappa		91	1	Machinery	SoilMoistureConservation	TCB	Ha	0.05741	1.800	14.616	75.563	0.103
							WasteWair	No	0.0500	2			0.100	
							RubbleCheck	No	0.75	1			0.750	
							Forestry	Ha	0.15250	1.000			0.153	
							Horticulture	Ha	0.22634	0.2000			0.045	
	2680	HulagammanavarAnasavva		91	10	Machinery	SoilMoistureConservation	TCB	Ha	0.05741	0.670	14.616	75.563	0.038
							RubbleCheck	No	0.75	1			0.750	
							WasteWair	No	0.0500	1			0.050	
							Forestry	Ha	0.15250	0.300			0.046	
							Horticulture	Ha	0.22634	0.2000			0.045	
	2681	HulagammanavarHonnappa		91	11	Machinery	SoilMoistureConservation	TCB	Ha	0.05741	0.310	14.616	75.563	0.018
							WasteWair	No	0.0500	1			0.050	
							Forestry	Ha	0.15250	0.200			0.031	
							Horticulture	Ha	0.22634	0.2000			0.045	
	2682	InamatiKrishnappa		91	2	Machinery	SoilMoistureConservation	TCB	Ha	0.05741	1.200	14.616	75.563	0.069
							WasteWair	No	0.0500	1			0.050	
							Forestry	Ha	0.15250	0.600			0.092	
							RubbleCheck	No	0.75	1			0.750	
							Horticulture	Ha	0.22634	0.3000			0.068	
	2683	JadamaliGanesha		91	3	Machinery	SoilMoistureConservation	TCB	Ha	0.05741	2.000	14.616	75.563	0.115
							WasteWair	No	0.0500	1			0.050	
							LRRS	No	2.500	1			2.500	
							Forestry	Ha	0.15250	1.000			0.153	
							Horticulture	Ha	0.22634	0.5000			0.113	
	2684	KichadiMarthandappa		91	4	Machinery	SoilMoistureConservation	TCB	Ha	0.05741	1.390	14.616	75.563	0.080
							WasteWair	No	0.0500	1			0.050	
							Forestry	Ha	0.15250	0.600			0.092	
							RubbleCheck	No	0.75	1			0.750	
							Horticulture	Ha	0.22634	0.3000			0.068	
	2685	InamatiKrishnappa		91	5	Machinery	SoilMoistureConservation	TCB	Ha	0.05741	1.600	14.616	75.563	0.092
							WasteWair	No	0.0500	1			0.050	
							Forestry	Ha	0.15250	1.000			0.153	
							RubbleCheck	No	0.75	1			0.750	
							Horticulture	Ha	0.22634	0.5000			0.113	
	2686	HulagammanavarNingappa		91	6	Machinery	SoilMoistureConservation	TCB	Ha	0.05741	0.720	14.616	75.563	0.041
							WasteWair	No	0.0500	1			0.050	
							Forestry	Ha	0.15250	0.350			0.053	
							Horticulture	Ha	0.22634	0.5000			0.113	
	2687	HulagammanavarHonnappa		91	7	Machinery	SoilMoistureConservation	TCB	Ha	0.05741	0.360	14.616	75.563	0.021
							WasteWair	No	0.0500	0			0.000	
							Forestry	Ha	0.15250	0.200			0.031	
							Horticulture	Ha	0.22634	0.5000			0.113	
	2688	HulagammanavarHanumanthappa		91	8	Machinery	SoilMoistureConservation	TCB	Ha	0.05741	0.670	14.616	75.563	0.038
							WasteWair	No	0.0500	1			0.050	

							Forestry	Ha	0.15250	0.300			0.046	
							Horticulture	Ha	0.22634	0.0000			0.000	
	2689	HulagammanavarYallavva		91	9	Machinery	SoilMoistureConservation	TCB	Ha	0.05741	0.670	14.616	75.563	0.038
							WasteWair	No	0.0500	1			0.050	
							Forestry	Ha	0.15250	0.300			0.046	

VillageName	Farmer Code	FarmerName	Aadhar Card No	Survey Number	RateType(Manually /Machine ry)	ActivityType(SoilMoistureCo nservationActivity/Water HarvestingActivity)	ActivityName	Unit	UnitCost( InLakhs.)	Proposed Quantity	Latitude( Deg-Min- Sec)	Longitude (Deg-Min- Sec)	TotalCost (InLacs)	Site Photo
							RubbleCheck	No	0.75	1			0.750	
	2690	GoudaShivannanavarManjunatha		92 1	Machinery	SoilMoistureConservation	TCB	Ha	0.05741	0.330	14.616	75.563	0.019	
							WasteWair	No	0.0500	1			0.050	
							Forestry	Ha	0.15250	0.300			0.046	
	2691	KarkolaShekappa		92 1	Machinery	SoilMoistureConservation	TCB	Ha	0.05741	3.200	14.616	75.563	0.184	
							WasteWair	No	0.0500	2			0.100	
							Forestry	Ha	0.15250	0.200			0.031	
							LRRS	No	2.500	1			2.500	
						WaterHarvestingActivity	FARMPOND	No	1.04	1			1.040	
							RubbleCheck	No	0.75	1			0.750	
	2692			92 1	Machinery	SoilMoistureConservation	TCB	Ha	0.05741	0.670	14.616	75.563	0.038	
		SiddappaChanabasappaSoppinsadaraAjjaNagappaChannabasappaSoppina					WasteWair	No	0.0500	1			0.050	
							Forestry	Ha	0.15250	0.200			0.031	
							RubbleCheck	No	0.75	1			0.750	
	2693	GodeppaTandeBasavarajappaMajjagi		92 2	Machinery	SoilMoistureConservation	TCB	Ha	0.05741	1.870	14.616	75.563	0.107	
							WasteWair	No	0.0500	1			0.050	
							Forestry	Ha	0.15250	1.000			0.153	
							RubbleCheck	No	0.75	1			0.750	
	2694	ShivappaTandeSiddappaNilammanavar		92 2	Machinery	SoilMoistureConservation	TCB	Ha	0.05741	1.860	14.616	75.563	0.107	
							WasteWair	No	0.0500	1			0.050	
							Forestry	Ha	0.15250	1.000			0.153	
							LRRS	No	2.500	1			2.500	
	2695	HanumappaChanabasappaKasavalada		92 2	Machinery	SoilMoistureConservation	TCB	Ha	0.05741	1.860	14.616	75.563	0.107	
							WasteWair	No	0.0500	1			0.050	
							Forestry	Ha	0.15250	1.000			0.153	
							Horticulture	Ha	0.22634	0.0000			0.000	
	2697	KarvasappaShivappaGoudaShivannanavar		92 3	Machinery	SoilMoistureConservation	TCB	Ha	0.05741	0.330	14.616	75.563	0.019	
							WasteWair	No	0.0500	1			0.050	
							Forestry	Ha	0.15250	0.300			0.046	
	2698	KichadiHanumavva		93 1+1	Machinery	SoilMoistureConservation	TCB	Ha	0.05741	1.410	14.616	75.563	0.081	
							WasteWair	No	0.0500	1			0.050	
							Forestry	Ha	0.15250	0.600			0.092	
							Horticulture	Ha	0.22634	0.6000			0.136	
	2699	KichadiCholappa		93 2+3+4+	Machinery	SoilMoistureConservation	TCB	Ha	0.05741	1.220	14.616	75.563	0.070	
							WasteWair	No	0.0500	1			0.050	
							Forestry	Ha	0.15250	0.600			0.092	
							Horticulture	Ha	0.22634	0.6000			0.136	
	2700	KichadiMariyappa		93 2+3+4+	Machinery	SoilMoistureConservation	TCB	Ha	0.05741	0.540	14.616	75.563	0.031	
							WasteWair	No	0.0500	1			0.050	
							Forestry	Ha	0.15250	0.600			0.092	
							Horticulture	Ha	0.22634	0.5000			0.113	
	2701	KichadiBirappa		93 2+3+4+	Machinery	SoilMoistureConservation	TCB	Ha	0.05741	0.590	14.616	75.563	0.034	
							WasteWair	No	0.0500	1			0.050	
							Forestry	Ha	0.15250	0.200			0.031	
							Horticulture	Ha	0.22634	0.5000			0.113	
	2702	ThotappanavarSureshaBinChitrappa		93 2+3+4+	Machinery	SoilMoistureConservation	TCB	Ha	0.05741	1.040	14.616	75.563	0.060	
							WasteWair	No	0.0500	1			0.050	

							RubbleCheck	No	0.75	1			0.750	
							Forestry	Ha	0.15250	0.400			0.061	
							Horticulture	Ha	0.22634	0.5000			0.113	
	2703	KichadiShanmukhappa		93	2+3+4+	Machinery	SoilMoistureConservation	TCB	Ha	0.05741	0.580	14.616	75.563	0.033
							WasteWair	No	0.0500	1			0.050	

VillageName	Farmer Code	FarmerName	Aadhar Card No	Survey Number	RateType(Manually /Machine ry)	ActivityType(SoilMoistureCo nservervationActivity/Water HarvestingActivity)	ActivityName	Unit	UnitCost( InLakhs.)	Proposed Quantity	Latitude( Deg-Min- Sec)	Longitude (Deg-Min- Sec)	TotalCost (InLacs)	Site Photo
							Forestry	Ha	0.15250	0.300			0.046	
							Horticulture	Ha	0.22634	0.4000			0.091	
	2704	KichadiChikkappaBinSiddappa		93	7	Machinery	SoilMoistureConservation	TCB	Ha	0.05741	0.580	14.616	75.563	0.033
							WasteWair	No	0.0500	1			0.050	
							Forestry	Ha	0.15250	0.300			0.046	
							Horticulture	Ha	0.22634	0.4000			0.091	
	2705	KichadiRajappa		93	8	Machinery	SoilMoistureConservation	TCB	Ha	0.05741	0.580	14.616	75.563	0.033
							WasteWair	No	0.0500	1			0.050	
							Forestry	Ha	0.15250	0.300			0.046	
							Horticulture	Ha	0.22634	0.4000			0.091	
	2706	KichadiGangavvaKomRamappa		93	9	Machinery	SoilMoistureConservation	TCB	Ha	0.05741	0.590	14.616	75.563	0.034
							WasteWair	No	0.0500	1			0.050	
							Forestry	Ha	0.15250	0.300			0.046	
							Horticulture	Ha	0.22634	0.3000			0.068	
	2707	ShandrappaBuradikatti		94	1೨	Machinery	SoilMoistureConservation	TCB	Ha	0.05741	2.070	14.616	75.563	0.119
							WasteWair	No	0.0500	2			0.100	
							LRRS	No	2.500	1			2.500	
							Forestry	Ha	0.15250	1.000			0.153	
							Horticulture	Ha	0.22634	1.0000			0.226	
	2708	KichadiNingammaKomJayappa		94	1೩	Machinery	SoilMoistureConservation	TCB	Ha	0.05741	0.180	14.616	75.563	0.010
							WasteWair	No	0.0500	0			0.000	
							Forestry	Ha	0.15250	0.100			0.015	
	2709	KambaliRevashiddappa		94	1೪	Machinery	SoilMoistureConservation	TCB	Ha	0.05741	0.300	14.616	75.563	0.017
							WasteWair	No	0.0500	0			0.000	
							Forestry	Ha	0.15250	0.200			0.031	
							Horticulture	Ha	0.22634	0.0000			0.000	
	2710	KicahdiNingammaKomJayappa		94	2೨	Machinery	SoilMoistureConservation	TCB	Ha	0.05741	1.360	14.616	75.563	0.078
							WasteWair	No	0.0500	1			0.050	
							Forestry	Ha	0.15250	1.000			0.153	
							RubbleCheck	No	0.75	1			0.750	
	2711	KombaliRevanasiddappa		94	2೩	Machinery	SoilMoistureConservation	TCB	Ha	0.05741	0.720	14.616	75.563	0.041
							WasteWair	No	0.0500	1			0.050	
							Forestry	Ha	0.15250	1.000			0.153	
	2712	KambaliRevanasiddappa		94	2೪	Machinery	SoilMoistureConservation	TCB	Ha	0.05741	1.580	14.616	75.563	0.091
							WasteWair	No	0.0500	0			0.000	
							Forestry	Ha	0.15250	0.200			0.031	
							RubbleCheck	No	0.75	1			0.750	
	2713	AdiveppeppanavarGirijavvaKomMaheshappa		94	1೫	Machinery	SoilMoistureConservation	TCB	Ha	0.05741	2.070	14.616	75.563	0.119
							WasteWair	No	0.0500	1			0.050	
							Forestry	Ha	0.15250	0.100			0.015	
							RubbleCheck	No	0.75	1			0.750	
	2714	BasvareddiTandeHanumareddiBajaraddi		95	1	Machinery	SoilMoistureConservation	TCB	Ha	0.05741	4.630	14.616	75.563	0.266
							WasteWair	No	0.0500	2			0.100	
							Forestry	Ha	0.15250	2.000			0.305	
							LRRS	No	2.500	1			2.500	
							WaterHarvestingActivity	FARMPOND	No	1.04	1		1.040	
							RubbleCheck	No	0.75	1			0.750	

	2715	MallappaTandeDurgappaMalagi		95	2	Machinery	SoilMoistureConservation	TCB	Ha	0.05741	0.400	14.616	75.563	0.023
								WasteWair	No	0.0500	1			0.050
								Forestry	Ha	0.15250	0.400			0.061
								RubbleCheck	No	0.75	1			0.750
	2716	MallappaTandeDurgappaMalagi		96	1	Machinery	SoilMoistureConservation	TCB	Ha	0.05741	2.400	14.616	75.563	0.138



VillageName	Farmer Code	FarmerName	Aadhar Card No	Survey Number	RateType(Manually /Machine ry)	ActivityType(SoilMoistureCo nervationActivity/Water HarvestingActivity)	ActivityName	Unit	UnitCost( InLakhs.)	Proposed Quantity	Latitude( Deg-Min- Sec)	Longitude (Deg-Min- Sec)	TotalCost (InLacs)	Site Photo
							WasteWair	No	0.0500	2			0.100	
							Forestry	Ha	0.15250	0.200			0.031	
							LRRS	No	2.500	1			2.500	
							RubbleCheck	No	0.75	1			0.750	
	2717	BajaraddiRamachandrareddi		96	2	Machinery	SoilMoistureConservation	TCB	Ha	0.05741	4.540	14.616	75.563	0.261
							WasteWair	No	0.0500	2			0.100	
							Forestry	Ha	0.15250	2.000			0.305	
							LRRS	No	2.500	1			2.500	
							WaterHarvestingActivity	FARMPOND	No	1.04	1			1.040
							RubbleCheck	No	0.75	1			0.750	
	2718	MalagiShanthavvaKomMaradeppa		96	3	Machinery	SoilMoistureConservation	TCB	Ha	0.05741	0.400	14.616	75.563	0.023
							WasteWair	No	0.0500	1			0.050	
							Forestry	Ha	0.15250	0.200			0.031	
							Horticulture	Ha	0.22634	0.3000			0.068	
	2719	MalagiBasappaBinRamappa		96	4	Machinery	SoilMoistureConservation	TCB	Ha	0.05741	0.720	14.616	75.563	0.041
							WasteWair	No	0.0500	1			0.050	
							Forestry	Ha	0.15250	0.400			0.061	
							Horticulture	Ha	0.22634	0.3000			0.068	
	2720	MalagiChandrappaBinRamappa		96	5	Machinery	SoilMoistureConservation	TCB	Ha	0.05741	0.710	14.616	75.563	0.041
							WasteWair	No	0.0500	1			0.050	
							Forestry	Ha	0.15250	0.400			0.061	
							Horticulture	Ha	0.22634	0.3000			0.068	
	2721	MalagiNagappa		96	6	Machinery	SoilMoistureConservation	TCB	Ha	0.05741	0.720	14.616	75.563	0.041
							WasteWair	No	0.0500	1			0.050	
							RubbleCheck	No	0.75	1			0.750	
							Forestry	Ha	0.15250	0.400			0.061	
							Horticulture	Ha	0.22634	0.5000			0.113	
	2722	ShanmukhappaHosamani		97	1a	Machinery	SoilMoistureConservation	TCB	Ha	0.05741	1.600	14.616	75.563	0.092
							RubbleCheck	No	0.75	1			0.750	
							WasteWair	No	0.0500	2			0.100	
							Forestry	Ha	0.15250	1.000			0.153	
							Horticulture	Ha	0.22634	0.5000			0.113	
	2723	BuradikattiNagappa		97	1b	Machinery	SoilMoistureConservation	TCB	Ha	0.05741	1.670	14.616	75.563	0.096
							WasteWair	No	0.0500	2			0.100	
							RubbleCheck	No	0.75	1			0.750	
							Forestry	Ha	0.15250	1.000			0.153	
							Horticulture	Ha	0.22634	0.2000			0.045	
	2724	ShanmukhappaTandeDoddasidappaHosamani		97	2	Machinery	SoilMoistureConservation	TCB	Ha	0.05741	2.870	14.616	75.563	0.165
							WasteWair	No	0.0500	2			0.100	
							RubbleCheck	No	0.75	1			0.750	
							LRRS	No	2.500	1			2.500	
							Forestry	Ha	0.15250	2.000			0.305	
							Horticulture	Ha	0.22634	0.5000			0.113	
	2725	BuradikattiSureshBinMalleshappa		98	1	Machinery	SoilMoistureConservation	TCB	Ha	0.05741	3.470	14.616	75.563	0.199
							WasteWair	No	0.0500	2			0.100	
							LRRS	No	2.500	1			2.500	
							RubbleCheck	No	0.75	1			0.750	

						WaterHarvestingActivity	FARMPOND	No	1.04	1			1.040	
							Forestry	Ha	0.15250	2.000			0.305	
							Horticulture	Ha	0.22634	1.0000			0.226	
	2726	MuradappaTandeSannasiddappaHosamani		98	2	Machinery	SoilMoistureConservation	TCB	Ha	0.05741	3.450	14.616	75.563	0.198
							WasteWair	No	0.0500	2			0.100	

VillageName	Farmer Code	FarmerName	Aadhar Card No	Survey Number	RateType(Manually /Machine ry)	ActivityType(SoilMoistureCo nervationActivity/Water HarvestingActivity)	ActivityName	Unit	UnitCost( InLakhs.)	Proposed Quantity	Latitude( Deg-Min- Sec)	Longitude (Deg-Min- Sec)	TotalCost (InLacs)	Site Photo
							LRRS	No	2.500	1			2.500	
							RubbleCheck	No	0.75	1			0.750	
						WaterHarvestingActivity	FARMPOND	No	1.04	1			1.040	
							Forestry	Ha	0.15250	1.000			0.153	
							Horticulture	Ha	0.22634	2.0000			0.453	
	2727	KichadiMarthandappa		99	1	Machinery	SoilMoistureConservation	TCB	Ha	0.05741	1.980	14.616	75.563	0.114
							WasteWair	No	0.0500	2			0.100	
							RubbleCheck	No	0.75	1			0.750	
							Forestry	Ha	0.15250	1.000			0.153	
							Horticulture	Ha	0.22634	0.3000			0.068	
	2728	KambaliBasavaraj		99	2+3A	Machinery	SoilMoistureConservation	TCB	Ha	0.05741	1.330	14.616	75.563	0.076
							WasteWair	No	0.0500	1			0.050	
							RubbleCheck	No	0.75	1			0.750	
							Forestry	Ha	0.15250	1.000			0.153	
							Horticulture	Ha	0.22634	0.2000			0.045	
	2729	KambaliBasavaraj		99	3B+4	Machinery	SoilMoistureConservation	TCB	Ha	0.05741	1.560	14.616	75.563	0.090
							WasteWair	No	0.0500	2			0.100	
							Forestry	Ha	0.15250	2.000			0.305	
							Horticulture	Ha	0.22634	0.2000			0.045	
	2730	KichadiMariyappa		99	5A	Machinery	SoilMoistureConservation	TCB	Ha	0.05741	1.740	14.616	75.563	0.100
							WasteWair	No	0.0500	1			0.050	
							RubbleCheck	No	0.75	1			0.750	
							Forestry	Ha	0.15250	1.000			0.153	
							Horticulture	Ha	0.22634	0.0000			0.000	
	2731	GulannanavarAshok		99	5B	Machinery	SoilMoistureConservation	TCB	Ha	0.05741	1.580	14.616	75.563	0.091
							WasteWair	No	0.0500	1			0.050	
							RubbleCheck	No	0.75	1			0.750	
							Forestry	Ha	0.15250	1.000			0.153	
							Horticulture	Ha	0.22634	0.5000			0.113	
	2732	SiddeshaTandeKurvantheppaGulannanavar		99	5C	Machinery	SoilMoistureConservation	TCB	Ha	0.05741	1.660	14.616	75.563	0.095
							WasteWair	No	0.0500	2			0.100	
							Forestry	Ha	0.15250	1.000			0.153	
							Horticulture	Ha	0.22634	0.2000			0.045	
	2733	GuddadaLakshmaVva		100	1	Machinery	SoilMoistureConservation	TCB	Ha	0.05741	2.280	14.616	75.563	0.131
							WasteWair	No	0.0500	2			0.100	
							LRRS	No	2.500	1			2.500	
							Forestry	Ha	0.15250	1.000			0.153	
							Horticulture	Ha	0.22634	0.0000			0.000	
	2734	MardurVasappa		100	2	Machinery	SoilMoistureConservation	TCB	Ha	0.05741	1.890	14.616	75.563	0.109
							WasteWair	No	0.0500	2			0.100	
							RubbleCheck	No	0.75	1			0.750	
							Forestry	Ha	0.15250	2.000			0.305	
							Horticulture	Ha	0.22634	0.0000			0.000	
	2735	MallappaTandeBasavarajappamajjagi		100	3	Machinery	SoilMoistureConservation	TCB	Ha	0.05741	2.290	14.616	75.563	0.131
							WasteWair	No	0.0500	2			0.100	
							LRRS	No	2.500	1			2.500	
							Forestry	Ha	0.15250	1.000			0.153	

							Horticulture	Ha	0.22634	0.0000			0.000
2736	GodeppaTandeBasavarajappaMajjagi		100	4	Machinery	SoilMoistureConservation	TCB	Ha	0.05741	2.290	14.616	75.563	0.131
							WasteWair	No	0.0500	2			0.100
							LRRS	No	2.500	1			2.500
							Forestry	Ha	0.15250	1.000			0.153

VillageName	Farmer Code	FarmerName	Aadhar Card No	Survey Number	RateType(Manually /Machine ry)	ActivityType(SoilMoistureCo nervationActivity/Water HarvestingActivity)	ActivityName	Unit	UnitCost( InLakhs.)	Proposed Quantity	Latitude( Deg-Min- Sec)	Longitude (Deg-Min- Sec)	TotalCost (InLacs)	Site Photo
							Horticulture	Ha	0.22634	0.3000			0.068	
	2737	MaradurVenkappa		100	5	Machinery	SoilMoistureConservation	TCB	Ha	0.05741	0.400	14.616	75.563	0.023
							WasteWair	No	0.0500	1				0.050
							Forestry	Ha	0.15250	0.300				0.046
							Horticulture	Ha	0.22634	0.3000				0.068
	2738	ChavareddiJagadevareddi		101	1+3	Machinery	SoilMoistureConservation	TCB	Ha	0.05741	1.200	14.616	75.563	0.069
							WasteWair	No	0.0500	0				0.000
							Forestry	Ha	0.15250	0.600				0.092
							Horticulture	Ha	0.22634	0.3000				0.068
	2739	Chavareddi Karabasavareddi		101	1+3	Machinery	SoilMoistureConservation	TCB	Ha	0.05741	1.200	14.616	75.563	0.069
							WasteWair	No	0.0500	1				0.050
							Forestry	Ha	0.15250	0.600				0.092
							Horticulture	Ha	0.22634	0.0000				0.000
	2740	ChavareddiMhohana		101	1+3	Machinery	SoilMoistureConservation	TCB	Ha	0.05741	1.200	14.616	75.563	0.069
							WasteWair	No	0.0500	0				0.000
							Forestry	Ha	0.15250	0.600				0.092
							Horticulture	Ha	0.22634	0.2000				0.045
	2741	GiraddiHanumappa		101	2	Machinery	SoilMoistureConservation	TCB	Ha	0.05741	1.380	14.616	75.563	0.079
							WasteWair	No	0.0500	1				0.050
							RubbleCheck	No	0.75	1				0.750
							Forestry	Ha	0.15250	1.000				0.153
							Horticulture	Ha	0.22634	0.0000				0.000
	2742	Chavareddi Guradhevarreddi		101	4+5	Machinery	SoilMoistureConservation	TCB	Ha	0.05741	0.920	14.616	75.563	0.053
							WasteWair	No	0.0500	1				0.050
							Forestry	Ha	0.15250	0.400				0.061
							Horticulture	Ha	0.22634	0.2000				0.045
	2743	GiraddiMallareddi		101	6	Machinery	SoilMoistureConservation	TCB	Ha	0.05741	1.610	14.616	75.563	0.092
							WasteWair	No	0.0500	2				0.100
							Forestry	Ha	0.15250	1.000				0.153
							Horticulture	Ha	0.22634	0.2000				0.045
	2744	GiraddiShekappa		101	7	Machinery	SoilMoistureConservation	TCB	Ha	0.05741	1.600	14.616	75.563	0.092
							WasteWair	No	0.0500	2				0.100
							Forestry	Ha	0.15250	1.000				0.153
							Horticulture	Ha	0.22634	0.3000				0.068
	2745	GiraddiKoteppa		101	8	Machinery	SoilMoistureConservation	TCB	Ha	0.05741	1.400	14.616	75.563	0.080
							WasteWair	No	0.0500	2				0.100
							Forestry	Ha	0.15250	1.000				0.153
							Horticulture	Ha	0.22634	0.2000				0.045
	2746	GiraddiGuddappa		101	9	Machinery	SoilMoistureConservation	TCB	Ha	0.05741	1.400	14.616	75.563	0.080
							WasteWair	No	0.0500	2				0.100
							Forestry	Ha	0.15250	1.000				0.153
							Horticulture	Ha	0.22634	0.2000				0.045
	2747	KichadiBasappa		102	10	Machinery	SoilMoistureConservation	TCB	Ha	0.05741	1.660	14.616	75.563	0.095
							WasteWair	No	0.0500	0				0.000
							LRRS	No	2.500	1				2.500
							Forestry	Ha	0.15250	1.000				0.153
							Horticulture	Ha	0.22634	0.2000				0.045

	2748	MannanavarBhayamma		102	10	Machinery	SoilMoistureConservation	TCB	Ha	0.05741	0.200	14.616	75.563	0.011
								WasteWair	No	0.0500	1			0.050
								Forestry	Ha	0.15250	0.100			0.015
								Horticulture	Ha	0.22634	0.2000			0.045
	2749	HuddiShambhulinga		102	101	Machinery	SoilMoistureConservation	TCB	Ha	0.05741	0.800	14.616	75.563	0.046

VillageName	Farmer Code	FarmerName	Aadhar Card No	Survey Number	RateType(Manually /Machine ry)	ActivityType(SoilMoistureCo nervationActivity/Water HarvestingActivity)	ActivityName	Unit	UnitCost( InLakhs.)	Proposed Quantity	Latitude( Deg-Min- Sec)	Longitude (Deg-Min- Sec)	TotalCost (InLacs)	Site Photo
							WasteWair	No	0.0500	1			0.050	
							Forestry	Ha	0.15250	0.200			0.031	
							Horticulture	Ha	0.22634	0.2000			0.045	
	2750	RajanalliManjavva		102 12029	Machinery	SoilMoistureConservation	TCB	Ha	0.05741	0.800	14.616	75.563	0.046	
							WasteWair	No	0.0500	1			0.050	
							Forestry	Ha	0.15250	0.400			0.061	
	2751	KattimaniBasavva		102 12029	Machinery	SoilMoistureConservation	TCB	Ha	0.05741	0.800	14.616	75.563	0.046	
							WasteWair	No	0.0500	1			0.050	
							Forestry	Ha	0.15250	0.400			0.061	
							Horticulture	Ha	0.22634	0.0000			0.000	
	2752	HuggiShambhulinga		102 12029	Machinery	SoilMoistureConservation	TCB	Ha	0.05741	0.400	14.616	75.563	0.023	
							WasteWair	No	0.0500	1			0.050	
							Forestry	Ha	0.15250	0.200			0.031	
							Horticulture	Ha	0.22634	0.0000			0.000	
	2753	RajanalliSomappa		102 12029	Machinery	SoilMoistureConservation	TCB	Ha	0.05741	0.400	14.616	75.563	0.023	
							WasteWair	No	0.0500	1			0.050	
							Forestry	Ha	0.15250	0.200			0.031	
							Horticulture	Ha	0.22634	0.0000			0.000	
	2754	RajanalliBharathi		102 12029	Machinery	SoilMoistureConservation	TCB	Ha	0.05741	0.800	14.616	75.563	0.046	
							WasteWair	No	0.0500	1			0.050	
							Forestry	Ha	0.15250	0.400			0.061	
							Horticulture	Ha	0.22634	0.0000			0.000	
	2755	MannanavarKamalakshi		102 2	Machinery	SoilMoistureConservation	TCB	Ha	0.05741	0.750	14.616	75.563	0.043	
							WasteWair	No	0.0500	1			0.050	
							Forestry	Ha	0.15250	0.400			0.061	
							Horticulture	Ha	0.22634	0.0000			0.000	
	2756	ManannanavarGangappa		102 2	Machinery	SoilMoistureConservation	TCB	Ha	0.05741	0.750	14.616	75.563	0.043	
							WasteWair	No	0.0500	1			0.050	
							Forestry	Ha	0.15250	0.400			0.061	
							RubbleCheck	No	0.75	1			0.750	
	2757	ManannanavarNilappa		102 2	Machinery	SoilMoistureConservation	TCB	Ha	0.05741	0.750	14.616	75.563	0.043	
							WasteWair	No	0.0500	1			0.050	
							Forestry	Ha	0.15250	0.350			0.053	
							Horticulture	Ha	0.22634	0.0000			0.000	
	2758	ManannanavarJayappa		102 2	Machinery	SoilMoistureConservation	TCB	Ha	0.05741	3.030	14.616	75.563	0.174	
							WasteWair	No	0.0500	2			0.100	
							Forestry	Ha	0.15250	2.000			0.305	
							LRRS	No	2.500	1			2.500	
							RubbleCheck	No	0.75	1			0.750	
	2759	ManannanavarBhagyamma		102 2	Machinery	SoilMoistureConservation	TCB	Ha	0.05741	0.550	14.616	75.563	0.032	
							WasteWair	No	0.0500	1			0.050	
							Forestry	Ha	0.15250	0.400			0.061	
							Horticulture	Ha	0.22634	0.2000			0.045	
	2760	Guddannanavar Maradeppa		103 1	Machinery	SoilMoistureConservation	TCB	Ha	0.05741	3.840	14.616	75.563	0.220	
							WasteWair	No	0.0500	2			0.100	
							Forestry	Ha	0.15250	2.000			0.305	
							RubbleCheck	No	0.75	1			0.750	

							LRRS	No	2.500	1			2.500
							Horticulture	Ha	0.22634	1.0000			0.226
2761	RameshTandelrappaLapoji		103	2	Machinery	SoilMoistureConservation	TCB	Ha	0.05741	0.800	14.616	75.563	0.046
							WasteWair	No	0.0500	1			0.050
							Forestry	Ha	0.15250	0.400			0.061



VillageName	Farmer Code	FarmerName	Aadhar Card No	Survey Number	RateType(Manually /Machinery)	ActivityType(SoilMoistureConservationActivity/WaterHarvestingActivity)	ActivityName	Unit	UnitCost(InLakhs.)	Proposed Quantity	Latitude(Deg-Min-Sec)	Longitude (Deg-Min-Sec)	TotalCost (InLacs)	Site Photo
							Horticulture	Ha	0.22634	0.2000			0.045	
	2762	Guddannanavar Maradeppa		103	3	Machinery	SoilMoistureConservation	TCB	Ha	0.05741	1.600	14.616	75.563	0.092
							WasteWair	No	0.0500	1				0.050
							Forestry	Ha	0.15250	1.000				0.153
							RubbleCheck	No	0.75	1				0.750
							Horticulture	Ha	0.22634	0.2000				0.045
	2763	MalagiPuttappa		104	*	Machinery	SoilMoistureConservation	TCB	Ha	0.05741	6.290	14.616	75.563	0.361
							WasteWair	No	0.0500	2				0.100
							Forestry	Ha	0.15250	2.000				0.305
							WaterHarvestingActivity	CD	No	10	1			10.000
							WaterHarvestingActivity	FARMPOND	No	1.04	1			1.040
							Horticulture	Ha	0.22634	0.8000				0.181
	2764	BelavagiKrishanareddi		105	A	Machinery	SoilMoistureConservation	TCB	Ha	0.05741	4.420	14.616	75.563	0.254
							WasteWair	No	0.0500	2				0.100
							Forestry	Ha	0.15250	2.000				0.305
							RubbleCheck	No	0.75	2				1.500
							LRRS	No	2.500	1				2.500
							WaterHarvestingActivity	FARMPOND	No	1.04	1			1.040
							Horticulture	Ha	0.22634	1.0000				0.226
	2765	BelavagiHanumanthappa		105	B	Machinery	SoilMoistureConservation	TCB	Ha	0.05741	2.000	14.616	75.563	0.115
							WasteWair	No	0.0500	1				0.050
							Forestry	Ha	0.15250	1.000				0.153
							RubbleCheck	No	0.75	1				0.750
	2766	BelavagiVenkareddi		105	C	Machinery	SoilMoistureConservation	TCB	Ha	0.05741	2.000	14.616	75.563	0.115
							WasteWair	No	0.0500	0				0.000
							Forestry	Ha	0.15250	0.000				0.000
							RubbleCheck	No	0.75	1				0.750
	2767	GadiNagappaBinHonnappa		106	1	Machinery	SoilMoistureConservation	TCB	Ha	0.05741	0.800	14.616	75.563	0.046
							WasteWair	No	0.0500	1				0.050
							Forestry	Ha	0.15250	0.200				0.031
	2768	GadiKariyappa		106	2	Machinery	SoilMoistureConservation	TCB	Ha	0.05741	0.800	14.616	75.563	0.046
							WasteWair	No	0.0500	1				0.050
							Forestry	Ha	0.15250	1.000				0.153
							Horticulture	Ha	0.22634	0.2000				0.045
	2769	GadiHanumanthappaBinKannappa		106	3	Machinery	SoilMoistureConservation	TCB	Ha	0.05741	2.100	14.616	75.563	0.121
							WasteWair	No	0.0500	2				0.100
							Forestry	Ha	0.15250	1.000				0.153
							Horticulture	Ha	0.22634	0.0000				0.000
	2770	MaraduraGoneppa		107	1	Machinery	SoilMoistureConservation	TCB	Ha	0.05741	0.560	14.616	75.563	0.032
							WasteWair	No	0.0500	1				0.050
							Forestry	Ha	0.15250	0.400				0.061
							Horticulture	Ha	0.22634	0.0000				0.000
	2771	DoddamaniHanumanthappa		107	1	Machinery	SoilMoistureConservation	TCB	Ha	0.05741	1.200	14.616	75.563	0.069
							WasteWair	No	0.0500	2				0.100
							Forestry	Ha	0.15250	1.000				0.153
							Horticulture	Ha	0.22634	0.2000				0.045
	2772	MaraduraLakshamappa		107	1	Machinery	SoilMoistureConservation	TCB	Ha	0.05741	1.200	14.616	75.563	0.069

							WasteWair	No	0.0500	1			0.050	
							Forestry	Ha	0.15250	0.500			0.076	
							Horticulture	Ha	0.22634	0.2000			0.045	
	2773	MaraduraPanduranga		107	2	Machinery	SoilMoistureConservation	TCB	Ha	0.05741	0.780	14.616	75.563	0.045
							WasteWair	No	0.0500	1			0.050	

VillageName	Farmer Code	FarmerName	Aadhar Card No	Survey Number	RateType(Manually /Machine ry)	ActivityType(SoilMoistureCo nervationActivity/Water HarvestingActivity)	ActivityName	Unit	UnitCost( InLakhs.)	Proposed Quantity	Latitude( Deg-Min- Sec)	Longitude (Deg-Min- Sec)	TotalCost (InLacs)	Site Photo
							Forestry	Ha	0.15250	0.500			0.076	
							Horticulture	Ha	0.22634	0.0000			0.000	
	2774	HadimaniAshokappa		108	1೨	Machinery	SoilMoistureConservation	TCB	Ha	0.05741	0.800	14.616	75.563	0.046
							WasteWair	No	0.0500	1			0.050	
							Forestry	Ha	0.15250	0.400			0.061	
							Horticulture	Ha	0.22634	0.5000			0.113	
	2775	HadimaniShivappa		108	1೩	Machinery	SoilMoistureConservation	TCB	Ha	0.05741	0.900	14.616	75.563	0.052
							WasteWair	No	0.0500	0			0.000	
							Forestry	Ha	0.15250	0.200			0.031	
							Horticulture	Ha	0.22634	0.5000			0.113	
	2776	HadimaniKrishanappa		108	1೪	Machinery	SoilMoistureConservation	TCB	Ha	0.05741	1.100	14.616	75.563	0.063
							WasteWair	No	0.0500	0			0.000	
							Forestry	Ha	0.15250	0.200			0.031	
							Horticulture	Ha	0.22634	0.5000			0.113	
	2777	HadimaniPundalikappa		108	1೫	Machinery	SoilMoistureConservation	TCB	Ha	0.05741	0.800	14.616	75.563	0.046
							WasteWair	No	0.0500	0			0.000	
							Forestry	Ha	0.15250	0.300			0.046	
							Horticulture	Ha	0.22634	0.5000			0.113	
	2778	Hadimanibasavareddi		108	2	Machinery	SoilMoistureConservation	TCB	Ha	0.05741	1.680	14.616	75.563	0.096
							WasteWair	No	0.0500	2			0.100	
							Forestry	Ha	0.15250	1.000			0.153	
							RubbleCheck	No	0.75	1			0.750	
							Horticulture	Ha	0.22634	0.5000			0.113	
	2779	HadimaniVishnappa		108	2	Machinery	SoilMoistureConservation	TCB	Ha	0.05741	1.660	14.616	75.563	0.095
							WasteWair	No	0.0500	1			0.050	
							Forestry	Ha	0.15250	1.000			0.153	
							RubbleCheck	No	0.75	1			0.750	
	2780	DodamaniramappaBinKariyappa		109	1	Machinery	SoilMoistureConservation	TCB	Ha	0.05741	0.420	14.616	75.563	0.024
							WasteWair	No	0.0500	1			0.050	
							Forestry	Ha	0.15250	0.400			0.061	
							Horticulture	Ha	0.22634	0.3000			0.068	
	2781	RajanahalliRamappa		109	2	Machinery	SoilMoistureConservation	TCB	Ha	0.05741	0.820	14.616	75.563	0.047
							WasteWair	No	0.0500	1			0.050	
							Forestry	Ha	0.15250	0.500			0.076	
							Horticulture	Ha	0.22634	0.2000			0.045	
	2782	RajanahalliBharmappa		109	3	Machinery	SoilMoistureConservation	TCB	Ha	0.05741	0.700	14.616	75.563	0.040
							WasteWair	No	0.0500	1			0.050	
							Forestry	Ha	0.15250	0.400			0.061	
							Horticulture	Ha	0.22634	0.2000			0.045	
	2783	BelavigiVenkareddi		109	4	Machinery	SoilMoistureConservation	TCB	Ha	0.05741	3.600	14.616	75.563	0.207
							WasteWair	No	0.0500	2			0.100	
							Forestry	Ha	0.15250	2.000			0.305	
							RubbleCheck	No	0.75	3			2.250	
	2784	DodmaniShivappaBinKariyappa		109	5	Machinery	SoilMoistureConservation	TCB	Ha	0.05741	0.410	14.616	75.563	0.024
							WasteWair	No	0.0500	1			0.050	
							Forestry	Ha	0.15250	0.300			0.046	
							FodderDevelopm	Ha	0.050	0.200			0.010	

	2785	DodmaniBasappaBinKariyappa		109	6	Machinery	SoilMoistureConservation	TCB	Ha	0.05741	0.410	14.616	75.563	0.024
								WasteWair	No	0.0500	1			0.050
								Forestry	Ha	0.15250	0.300			0.046
								FodderDevelopm	Ha	0.050	0.200			0.010
	2786	SrikalameshavaradevaraVahivathudaraPatilHanuma		110	*	Machinery	SoilMoistureConservation	TCB	Ha	0.05741	4.240	14.616	75.563	0.243

VillageName	Farmer Code	FarmerName	Aadhar Card No	Survey Number	RateType(Manually /Machine ry)	ActivityType(SoilMoistureCo nervationActivity/Water HarvestingActivity)	ActivityName	Unit	UnitCost( InLakhs.)	Proposed Quantity	Latitude( Deg-Min- Sec)	Longitude (Deg-Min- Sec)	TotalCost (InLacs)	Site Photo
							WasteWair	No	0.0500	2			0.100	
							Forestry	Ha	0.15250	2.000			0.305	
						WaterHarvestingActivity	FARMPOND	No	1.04	1			1.040	
							RubbleCheck	No	0.75	2			1.500	
	2787	RajannahalliPrkashappa		111	2೨	Machinery	SoilMoistureConservation	TCB	Ha	0.05741	0.320	14.616	75.563	0.018
							Forestry	Ha	0.15250	0.200			0.031	
							Horticulture	Ha	0.22634	0.1000			0.023	
	2788	RajannahalliMallappa		111	2೩	Machinery	SoilMoistureConservation	TCB	Ha	0.05741	0.300	14.616	75.563	0.017
							WasteWair	No	0.0500	0			0.000	
							Forestry	Ha	0.15250	0.300			0.046	
							Horticulture	Ha	0.22634	0.1000			0.023	
	2789	RajannahalliMahadevappa		111	2೪	Machinery	SoilMoistureConservation	TCB	Ha	0.05741	0.310	14.616	75.563	0.018
							WasteWair	No	0.0500	0			0.000	
							Forestry	Ha	0.15250	0.300			0.046	
							Horticulture	Ha	0.22634	0.1000			0.023	
	2790	RajannahalliDharmappa		111	2೫	Machinery	SoilMoistureConservation	TCB	Ha	0.05741	0.300	14.616	75.563	0.017
							WasteWair	No	0.0500	0			0.000	
							Forestry	Ha	0.15250	0.300			0.046	
							RubbleCheck	No	0.75	1			0.750	
	2791	MailappaTandeNagappaMadaraUrphDoddamani		111	1	Machinery	SoilMoistureConservation	TCB	Ha	0.05741	0.320	14.616	75.563	0.018
							WasteWair	No	0.0500	0			0.000	
							Forestry	Ha	0.15250	0.200			0.031	
							Horticulture	Ha	0.22634	0.2000			0.045	
	2792	Goneppanavara Hanumanthappa		111	3	Machinery	SoilMoistureConservation	TCB	Ha	0.05741	2.000	14.616	75.563	0.115
							WasteWair	No	0.0500	2			0.100	
							Forestry	Ha	0.15250	1.000			0.153	
							Horticulture	Ha	0.22634	0.3000			0.068	
	2793	KshirasagaraNikhil		111	4	Machinery	SoilMoistureConservation	TCB	Ha	0.05741	2.000	14.616	75.563	0.115
							WasteWair	No	0.0500	2			0.100	
							Forestry	Ha	0.15250	1.000			0.153	
							Horticulture	Ha	0.22634	0.2000			0.045	
	2794	ManjappaBasappaDoddamaniUrphMadara		111	5	Machinery	SoilMoistureConservation	TCB	Ha	0.05741	0.310	14.616	75.563	0.018
							WasteWair	No	0.0500	0			0.000	
							Forestry	Ha	0.15250	0.200			0.031	
							Horticulture	Ha	0.22634	0.1000			0.023	
	2795	DoddamaniMahadevappaBinKariyappa		111	7	Machinery	SoilMoistureConservation	TCB	Ha	0.05741	0.640	14.616	75.563	0.037
							WasteWair	No	0.0500	1			0.050	
							Forestry	Ha	0.15250	0.300			0.046	
							Horticulture	Ha	0.22634	0.0000			0.000	
	2796	HadhimaniShivaramappa		112	1	Machinery	SoilMoistureConservation	TCB	Ha	0.05741	1.200	14.616	75.563	0.069
							WasteWair	No	0.0500	1			0.050	
							Forestry	Ha	0.15250	0.600			0.092	
							RubbleCheck	No	0.75	1			0.750	
	2797	HadhimaniNarayanappa		112	2	Machinery	SoilMoistureConservation	TCB	Ha	0.05741	0.500	14.616	75.563	0.029
							WasteWair	No	0.0500	1			0.050	
							Forestry	Ha	0.15250	0.400			0.061	
							Horticulture	Ha	0.22634	0.1000			0.023	

	2798	HadimaniChidanandappa	112	3	Machinery	SoilMoistureConservation	TCB	Ha	0.05741	1.730	14.616	75.563	0.099
							WasteWair	No	0.0500	1			0.050
							Forestry	Ha	0.15250	1.000			0.153
							RubbleCheck	No	0.75	1			0.750
	2799	BelavigiJakkappa	112	4	Machinery	SoilMoistureConservation	TCB	Ha	0.05741	1.200	14.616	75.563	0.069

VillageName	Farmer Code	FarmerName	Aadhar Card No	Survey Number	RateType(Manually /Machine ry)	ActivityType(SoilMoistureCo nervationActivity/Water HarvestingActivity)	ActivityName	Unit	UnitCost( InLakhs.)	Proposed Quantity	Latitude( Deg-Min- Sec)	Longitude (Deg-Min- Sec)	TotalCost (InLacs)	Site Photo
							WasteWair	No	0.0500	1			0.050	
							Forestry	Ha	0.15250	1.000			0.153	
							RubbleCheck	No	0.75	1			0.750	
	2800	HadhimaniNarayanappa		112	5	Machinery	SoilMoistureConservation	TCB	Ha	0.05741	1.160	14.616	75.563	0.067
							WasteWair	No	0.0500	1			0.050	
							Forestry	Ha	0.15250	0.600			0.092	
							LRRS	No	2.500	1			2.500	
	2801	HadhimaniShankrappa		112	6	Machinery	SoilMoistureConservation	TCB	Ha	0.05741	0.560	14.616	75.563	0.032
							WasteWair	No	0.0500	1			0.050	
							Forestry	Ha	0.15250	0.400			0.061	
							Horticulture	Ha	0.22634	0.1000			0.023	
	2802	DyavareddiHadhimani		112	7	Machinery	SoilMoistureConservation	TCB	Ha	0.05741	0.600	14.616	75.563	0.034
							WasteWair	No	0.0500	1			0.050	
							Forestry	Ha	0.15250	0.300			0.046	
							Horticulture	Ha	0.22634	0.0000			0.000	
	2803	PujannanavarMaruthiBinBasappa		113	1	Machinery	SoilMoistureConservation	TCB	Ha	0.05741	1.200	14.616	75.563	0.069
							WasteWair	No	0.0500	1			0.050	
							Forestry	Ha	0.15250	0.500			0.076	
							RubbleCheck	No	0.75	1			0.750	
	2804	UjannanavarChandrappa		113	2	Machinery	SoilMoistureConservation	TCB	Ha	0.05741	1.000	14.616	75.563	0.057
							WasteWair	No	0.0500	1			0.050	
							Forestry	Ha	0.15250	1.000			0.153	
							Horticulture	Ha	0.22634	0.1000			0.023	
	2805	RameshaTandeJakkappaPujannanavar		113	3	Machinery	SoilMoistureConservation	TCB	Ha	0.05741	0.530	14.616	75.563	0.030
							WasteWair	No	0.0500	1			0.050	
							Forestry	Ha	0.15250	0.200			0.031	
							Horticulture	Ha	0.22634	0.0000			0.000	
	2806	PujannanavarViresha		113	4	Machinery	SoilMoistureConservation	TCB	Ha	0.05741	0.700	14.616	75.563	0.040
							WasteWair	No	0.0500	1			0.050	
							Forestry	Ha	0.15250	0.500			0.076	
							Horticulture	Ha	0.22634	0.0000			0.000	
	2807	PujannanavarThammanna		113	5	Machinery	SoilMoistureConservation	TCB	Ha	0.05741	0.700	14.616	75.563	0.040
							WasteWair	No	0.0500	1			0.050	
							Forestry	Ha	0.15250	0.500			0.076	
							RubbleCheck	No	0.75	1			0.750	
	2808	UmehaTandeJakkappaPujannanavar		113	6	Machinery	SoilMoistureConservation	TCB	Ha	0.05741	0.530	14.616	75.563	0.030
							WasteWair	No	0.0500	1			0.050	
							Forestry	Ha	0.15250	0.500			0.076	
							Horticulture	Ha	0.22634	0.0000			0.000	
	2809	MallappaTandeJakkappaPujannanavar		113	7	Machinery	SoilMoistureConservation	TCB	Ha	0.05741	0.520	14.616	75.563	0.030
							WasteWair	No	0.0500	1			0.050	
							Forestry	Ha	0.15250	1.000			0.153	
							Horticulture	Ha	0.22634	0.0000			0.000	
	2810	HavanurMahntheshappa		114	1	Machinery	SoilMoistureConservation	TCB	Ha	0.05741	1.680	14.616	75.563	0.096
							WasteWair	No	0.0500	1			0.050	
							Forestry	Ha	0.15250	1.000			0.153	
							Horticulture	Ha	0.22634	0.3000			0.068	

	2811	KasavalaYelukoteppa		114	2	Machinery	SoilMoistureConservation	TCB	Ha	0.05741	1.680	14.616	75.563	0.096
								WasteWair	No	0.0500	1			0.050
								Forestry	Ha	0.15250	1.000			0.153
								Horticulture	Ha	0.22634	0.3000			0.068
	2812	UshaDambala		115	1	Machinery	SoilMoistureConservation	TCB	Ha	0.05741	0.400	14.616	75.563	0.023



VillageName	Farmer Code	FarmerName	Aadhar Card No	Survey Number	RateType(Manually /Machine ry)	ActivityType(SoilMoistureCo nervationActivity/Water HarvestingActivity)	ActivityName	Unit	UnitCost( InLakhs.)	Proposed Quantity	Latitude( Deg-Min- Sec)	Longitude (Deg-Min- Sec)	TotalCost (InLacs)	Site Photo
							WasteWair	No	0.0500	0			0.000	
							Forestry	Ha	0.15250	0.200			0.031	
							FodderDevelopm	Ha	0.050	0.200			0.010	
	2813	IravvaKomshappaKayakada		115	12	Machinery	SoilMoistureConservation	TCB	Ha	0.05741	0.400	14.616	75.563	0.023
							WasteWair	No	0.0500	0			0.000	
							Forestry	Ha	0.15250	0.400			0.061	
							FodderDevelopm	Ha	0.050	0.200			0.010	
	2814	ChalageriChinnappa		115	2	Machinery	SoilMoistureConservation	TCB	Ha	0.05741	3.120	14.616	75.563	0.179
							WasteWair	No	0.0500	2			0.100	
							Forestry	Ha	0.15250	1.000			0.153	
							Horticulture	Ha	0.22634	0.4000			0.091	
	2815	RamappaDasappaYereshimi		115	3	Machinery	SoilMoistureConservation	TCB	Ha	0.05741	0.400	14.616	75.563	0.023
							WasteWair	No	0.0500	1			0.050	
							Forestry	Ha	0.15250	0.300			0.046	
							Horticulture	Ha	0.22634	0.1000			0.023	
	2816	UgalathaKanakavvaKomSomappa		115	4	Machinery	SoilMoistureConservation	TCB	Ha	0.05741	0.800	14.616	75.563	0.046
							WasteWair	No	0.0500	1			0.050	
							Forestry	Ha	0.15250	0.500			0.076	
							Horticulture	Ha	0.22634	0.1000			0.023	
	2817	SuryappaPalagi		116	1	Machinery	SoilMoistureConservation	TCB	Ha	0.05741	1.200	14.616	75.563	0.069
							WasteWair	No	0.0500	1			0.050	
							Forestry	Ha	0.15250	0.500			0.076	
							Horticulture	Ha	0.22634	0.1000			0.023	
	2818	HadhimaniNarayanappa		116	2	Machinery	SoilMoistureConservation	TCB	Ha	0.05741	1.180	14.616	75.563	0.068
							WasteWair	No	0.0500	1			0.050	
							Forestry	Ha	0.15250	1.000			0.153	
							FodderDevelopm	Ha	0.050	0.100			0.005	
	2819	UdayaTandeShankargoudaPatil		116	3	Machinery	SoilMoistureConservation	TCB	Ha	0.05741	0.800	14.616	75.563	0.046
							WasteWair	No	0.0500	1			0.050	
							Forestry	Ha	0.15250	0.500			0.076	
							Horticulture	Ha	0.22634	0.0000			0.000	
	2820	UdayaTandeShankargoudaPatil		116	4	Machinery	SoilMoistureConservation	TCB	Ha	0.05741	0.400	14.616	75.563	0.023
							WasteWair	No	0.0500	0			0.000	
							Forestry	Ha	0.15250	0.200			0.031	
							Horticulture	Ha	0.22634	0.0000			0.000	
	2821	PalagiRamappa		116	5	Machinery	SoilMoistureConservation	TCB	Ha	0.05741	1.200	14.616	75.563	0.069
							WasteWair	No	0.0500	1			0.050	
							Forestry	Ha	0.15250	0.500			0.076	
							RubbleCheck	No	0.75	1			0.750	
	2822	MaraduraVenkappa		117	12	Machinery	SoilMoistureConservation	TCB	Ha	0.05741	1.350	14.616	75.563	0.078
							WasteWair	No	0.0500	1			0.050	
							Forestry	Ha	0.15250	1.000			0.153	
							RubbleCheck	No	0.75	1			0.750	
	2823	CMathadaKotravvaKomOmkarayya		117	12	Machinery	SoilMoistureConservation	TCB	Ha	0.05741	1.300	14.616	75.563	0.075
							WasteWair	No	0.0500	1			0.050	
							Forestry	Ha	0.15250	0.500			0.076	
							RubbleCheck	No	0.75	1			0.750	

	2824	AgasaraHasanSab		117	2	Machinery	SoilMoistureConservation	TCB	Ha	0.05741	0.620	14.616	75.563	0.036
								WasteWair	No	0.0500	1			0.050
								Forestry	Ha	0.15250	0.500			0.076
								Horticulture	Ha	0.22634	0.0000			0.000
	2825	AgasaraUrphKanadamaniBashuSab		117	2	Machinery	SoilMoistureConservation	TCB	Ha	0.05741	0.680	14.616	75.563	0.039

VillageName	Farmer Code	FarmerName	Aadhar Card No	Survey Number	RateType(Manually /Machine ry)	ActivityType(SoilMoistureCo nervationActivity/Water HarvestingActivity)	ActivityName	Unit	UnitCost( InLakhs.)	Proposed Quantity	Latitude( Deg-Min- Sec)	Longitude (Deg-Min- Sec)	TotalCost (InLacs)	Site Photo
							WasteWair	No	0.0500	1			0.050	
							Forestry	Ha	0.15250	0.500			0.076	
							Horticulture	Ha	0.22634	0.0000			0.000	
	2826	KunteentiLakshmappa		117	2	Machinery	SoilMoistureConservation	TCB	Ha	0.05741	0.620	14.616	75.563	0.036
							WasteWair	No	0.0500	1			0.050	
							Forestry	Ha	0.15250	0.200			0.031	
							Horticulture	Ha	0.22634	0.0000			0.000	
	2827	GiraddiNingappa		117	2	Machinery	SoilMoistureConservation	TCB	Ha	0.05741	0.660	14.616	75.563	0.038
							WasteWair	No	0.0500	1			0.050	
							Forestry	Ha	0.15250	0.500			0.076	
							Horticulture	Ha	0.22634	0.2000			0.045	
	2828	ArkachariChandrachari		117	3	Machinery	SoilMoistureConservation	TCB	Ha	0.05741	0.840	14.616	75.563	0.048
							WasteWair	No	0.0500	0			0.000	
							Forestry	Ha	0.15250	1.000			0.153	
							Horticulture	Ha	0.22634	0.8000			0.181	
	2829	ArkachariManuchari		117	3	Machinery	SoilMoistureConservation	TCB	Ha	0.05741	0.840	14.616	75.563	0.048
							WasteWair	No	0.0500	1			0.050	
							Forestry	Ha	0.15250	0.500			0.076	
							Horticulture	Ha	0.22634	0.3000			0.068	
	2830	ArkachariRamachari		117	3	Machinery	SoilMoistureConservation	TCB	Ha	0.05741	0.840	14.616	75.563	0.048
							WasteWair	No	0.0500	1			0.050	
							Forestry	Ha	0.15250	0.400			0.061	
							Horticulture	Ha	0.22634	0.3000			0.068	
	2831	Govinagovimatha Nanjudaswami		118	*	Machinery	SoilMoistureConservation	TCB	Ha	0.05741	5.300	14.616	75.563	0.304
							WasteWair	No	0.0500	2			0.100	
							Forestry	Ha	0.15250	2.000			0.305	
						WaterHarvestingActivity	FARMPOND	No	1.04	1			1.040	
							LRRS	No	2.500	1			2.500	
							RubbleCheck	No	0.75	1			0.750	
	2832	NiralagiYankappaBinRamappa		119	123	Machinery	SoilMoistureConservation	TCB	Ha	0.05741	1.240	14.616	75.563	0.071
							WasteWair	No	0.0500	0			0.000	
							Forestry	Ha	0.15250	0.000			0.000	
							Horticulture	Ha	0.22634	0.0000			0.000	
	2833	NiralagiLakshmappa		119	123	Machinery	SoilMoistureConservation	TCB	Ha	0.05741	1.240	14.616	75.563	0.071
							WasteWair	No	0.0500	1			0.050	
							Forestry	Ha	0.15250	1.000			0.153	
							LRRS	No	2.500	1			2.500	
	2834	BasavareddiRamappa		119	1A	Machinery	SoilMoistureConservation	TCB	Ha	0.05741	2.670	14.616	75.563	0.153
							WasteWair	No	0.0500	2			0.100	
							Forestry	Ha	0.15250	1.000			0.153	
						WaterHarvestingActivity	FARMPOND	No	1.04	1			1.040	
							RubbleCheck	No	0.75	1			0.750	
	2835	ChauraddiAshok		119	2	Machinery	SoilMoistureConservation	TCB	Ha	0.05741	0.520	14.616	75.563	0.030
							WasteWair	No	0.0500	0			0.000	
							Forestry	Ha	0.15250	0.300			0.046	
							Horticulture	Ha	0.22634	0.1000			0.023	
	2836	ChauraddiAshok		119	2	Machinery	SoilMoistureConservation	TCB	Ha	0.05741	1.060	14.616	75.563	0.061

							WasteWair	No	0.0500	1			0.050	
							Forestry	Ha	0.15250	1.000			0.153	
							Horticulture	Ha	0.22634	0.2000			0.045	
	2837	ChauraddiChandrappa		119	2	Machinery	SoilMoistureConservation	TCB	Ha	0.05741	0.500	14.616	75.563	0.029
							WasteWair	No	0.0500	1			0.050	

VillageName	Farmer Code	FarmerName	Aadhar Card No	Survey Number	RateType(Manually /Machine ry)	ActivityType(SoilMoistureCo nservervationActivity/Water HarvestingActivity)	ActivityName	Unit	UnitCost( InLakhs.)	Proposed Quantity	Latitude( Deg-Min- Sec)	Longitude (Deg-Min- Sec)	TotalCost (InLacs)	Site Photo
							Forestry	Ha	0.15250	0.300			0.046	
							Horticulture	Ha	0.22634	2.0000			0.453	
	2838	ChauraddiChandrappa		119	2	Machinery	SoilMoistureConservation	TCB	0.05741	1.070	14.616	75.563	0.061	
							WasteWair	No	0.0500	1			0.050	
							Forestry	Ha	0.15250	0.400			0.061	
							LRRS	No	2.500	1			2.500	
	2839	ChauraddiSuryappa		119	2	Machinery	SoilMoistureConservation	TCB	0.05741	0.500	14.616	75.563	0.029	
							WasteWair	No	0.0500	1			0.050	
							Forestry	Ha	0.15250	0.300			0.046	
							Horticulture	Ha	0.22634	0.1000			0.023	
	2840	ChauraddiSuryappa		119	2	Machinery	SoilMoistureConservation	TCB	0.05741	1.070	14.616	75.563	0.061	
							WasteWair	No	0.0500	1			0.050	
							Forestry	Ha	0.15250	1.000			0.153	
							Horticulture	Ha	0.22634	0.2000			0.045	
	2841	SirigeraDevathiDaraPatilHanumagouda		120	1	Machinery	SoilMoistureConservation	TCB	0.05741	4.630	14.616	75.563	0.266	
							WasteWair	No	0.0500	2			0.100	
							Forestry	Ha	0.15250	2.000			0.305	
							RubbleCheck	No	0.75	1			0.750	
	2842	PatilShivanagoudaHanumanthagouda		120	2A+B	Machinery	SoilMoistureConservation	TCB	0.05741	2.840	14.616	75.563	0.163	
							WasteWair	No	0.0500	2			0.100	
							Forestry	Ha	0.15250	1.000			0.153	
							WaterHarvestingActivity	FARMPOND	No	1.04			1	1.040
							RubbleCheck	No	0.75	1			0.750	
	2843	YogiKrishanappa		121	1+2+3	Machinery	SoilMoistureConservation	TCB	0.05741	2.090	14.616	75.563	0.120	
							WasteWair	No	0.0500	1			0.050	
							Forestry	Ha	0.15250	0.500			0.076	
							Horticulture	Ha	0.22634	0.5000			0.113	
	2844	YogiHemappa		121	1+2+3	Machinery	SoilMoistureConservation	TCB	0.05741	0.800	14.616	75.563	0.046	
							WasteWair	No	0.0500	1			0.050	
							Forestry	Ha	0.15250	0.400			0.061	
							Horticulture	Ha	0.22634	0.4000			0.091	
	2845	MulimaniGovindappa		121	4	Machinery	SoilMoistureConservation	TCB	0.05741	2.910	14.616	75.563	0.167	
							WasteWair	No	0.0500	2			0.100	
							Forestry	Ha	0.15250	1.000			0.153	
							Horticulture	Ha	0.22634	1.0000			0.226	
	2846	SjekavadalarSuresh		122	1	Machinery	SoilMoistureConservation	TCB	0.05741	1.690	14.616	75.563	0.097	
							WasteWair	No	0.0500	1			0.050	
							Forestry	Ha	0.15250	1.000			0.153	
							Horticulture	Ha	0.22634	0.5000			0.113	
	2847	GiraddiSadhashivareddi		122	2	Machinery	SoilMoistureConservation	TCB	0.05741	1.690	14.616	75.563	0.097	
							WasteWair	No	0.0500	1			0.050	
							Forestry	Ha	0.15250	0.500			0.076	
							Horticulture	Ha	0.22634	0.5000			0.113	
	2848	ItagiMallavvaKomDyavappa		123	1	Machinery	SoilMoistureConservation	TCB	0.05741	2.000	14.616	75.563	0.115	
							WasteWair	No	0.0500	1			0.050	
							Forestry	Ha	0.15250	1.000			0.153	
							Horticulture	Ha	0.22634	0.5000			0.113	

2849	MalleshappaRajappalligera	123	123	Machinery	SoilMoistureConservation	TCB	Ha	0.05741	1.190	14.616	75.563	0.068
						WasteWair	No	0.0500	1			0.050
						Forestry	Ha	0.15250	0.600			0.092
						Horticulture	Ha	0.22634	0.4000			0.091
2850	RajappaTandeHanumanthappalligera	123	123	Machinery	SoilMoistureConservation	TCB	Ha	0.05741	1.190	14.616	75.563	0.068

VillageName	Farmer Code	FarmerName	Aadhar Card No	Survey Number	RateType(Manually /Machine ry)	ActivityType(SoilMoistureCo nervationActivity/Water HarvestingActivity)	ActivityName	Unit	UnitCost( InLakhs.)	Proposed Quantity	Latitude( Deg-Min- Sec)	Longitude (Deg-Min- Sec)	TotalCost (InLacs)	Site Photo
							WasteWair	No	0.0500	1			0.050	
							Forestry	Ha	0.15250	0.600			0.092	
							Rechargefit	No	0.2500	1			0.250	
							Horticulture	Ha	0.22634	0.4000			0.091	
	2851	NesviShivappa		123	2A	Machinery	SoilMoistureConservation	TCB	Ha	0.05741	1.120	14.616	75.563	0.064
							WasteWair	No	0.0500	1			0.050	
							Forestry	Ha	0.15250	0.600			0.092	
							Horticulture	Ha	0.22634	0.1000			0.023	
	2852	KotegoudarGaneshagouda		123	2B	Machinery	SoilMoistureConservation	TCB	Ha	0.05741	1.120	14.616	75.563	0.064
							WasteWair	No	0.0500	1			0.050	
							Forestry	Ha	0.15250	0.600			0.092	
							Rechargefit	No	0.2500	1			0.250	
							Horticulture	Ha	0.22634	0.4000			0.091	
	2853	GadiCholappa		123	3	Machinery	SoilMoistureConservation	TCB	Ha	0.05741	1.300	14.616	75.563	0.075
							WasteWair	No	0.0500	1			0.050	
							Forestry	Ha	0.15250	0.600			0.092	
							Horticulture	Ha	0.22634	0.1000			0.023	
	2854	GadiBirappaMaridevappa		123	3	Machinery	SoilMoistureConservation	TCB	Ha	0.05741	1.500	14.616	75.563	0.086
							WasteWair	No	0.0500	1			0.050	
							Forestry	Ha	0.15250	0.600			0.092	
							Horticulture	Ha	0.22634	0.2000			0.045	
	2855	GiraddiHanumappa		124	1	Machinery	SoilMoistureConservation	TCB	Ha	0.05741	2.000	14.616	75.563	0.115
							WasteWair	No	0.0500	1			0.050	
							Forestry	Ha	0.15250	1.000			0.153	
							RubbleCheck	No	0.75	1			0.750	
							LRRS	No	2.500	1			2.500	
							Horticulture	Ha	0.22634	1.0000			0.226	
	2856	JyothiTamParlahadaraHavalldhar		124	2	Machinery	SoilMoistureConservation	TCB	Ha	0.05741	0.220	14.616	75.563	0.013
							WasteWair	No	0.0500	0			0.000	
							Forestry	Ha	0.15250	0.200			0.031	
							Horticulture	Ha	0.22634	0.0000			0.000	
	2857	GiraddiKanthesha		124	3	Machinery	SoilMoistureConservation	TCB	Ha	0.05741	0.450	14.616	75.563	0.026
							WasteWair	No	0.0500	1			0.050	
							Forestry	Ha	0.15250	0.200			0.031	
							Horticulture	Ha	0.22634	0.1000			0.023	
	2858	SriramaRaghavendaraKulkarni		124	4	Machinery	SoilMoistureConservation	TCB	Ha	0.05741	0.400	14.616	75.563	0.023
							WasteWair	No	0.0500	1			0.050	
							Forestry	Ha	0.15250	0.200			0.031	
							Horticulture	Ha	0.22634	0.0000			0.000	
	2859	Chetanagiraddi		124	5	Machinery	SoilMoistureConservation	TCB	Ha	0.05741	0.800	14.616	75.563	0.046
							WasteWair	No	0.0500	1			0.050	
							Forestry	Ha	0.15250	0.400			0.061	
							Horticulture	Ha	0.22634	0.0000			0.000	
	2860	LingareddyMadevappakomMahadevappa		125	1A+B	Machinery	SoilMoistureConservation	TCB	Ha	0.05741	1.600	14.616	75.563	0.092
							WasteWair	No	0.0500	1			0.050	
							Forestry	Ha	0.15250	1.000			0.153	
							LRRS	No	2.500	1			2.500	

	2861	GiraddiSanjivareddi		125	1C+2	Machinery	SoilMoistureConservation	TCB	Ha	0.05741	1.630	14.616	75.563	0.094
								WasteWair	No	0.0500	1			0.050
								Forestry	Ha	0.15250	1.000			0.153
								RubbleCheck	No	0.75	1			0.750
	2862	NarayanareddiUrphNarayanappaVenkareddiAjareddi		126	1	Machinery	SoilMoistureConservation	TCB	Ha	0.05741	1.400	14.616	75.563	0.080



VillageName	Farmer Code	FarmerName	Aadhar Card No	Survey Number	RateType(Manually /Machine ry)	ActivityType(SoilMoistureCo nervationActivity/Water HarvestingActivity)	ActivityName	Unit	UnitCost( InLakhs.)	Proposed Quantity	Latitude( Deg-Min- Sec)	Longitude (Deg-Min- Sec)	TotalCost (InLacs)	Site Photo
							WasteWair	No	0.0500	1			0.050	
							Forestry	Ha	0.15250	0.600			0.092	
							LRRS	No	2.500	1			2.500	
	2863	GudagurGirijavvaKomRamappa		126	2	Machinery	SoilMoistureConservation	TCB	Ha	0.05741	0.910	14.616	75.563	0.052
							WasteWair	No	0.0500	1			0.050	
							Forestry	Ha	0.15250	0.600			0.092	
							Horticulture	Ha	0.22634	0.1000			0.023	
	2864	ManjunathareddiUrphManjunathaTandeVenkareddiAjareddi		126	3	Machinery	SoilMoistureConservation	TCB	Ha	0.05741	0.800	14.616	75.563	0.046
							WasteWair	No	0.0500	1			0.050	
							Forestry	Ha	0.15250	0.600			0.092	
							Horticulture	Ha	0.22634	0.1000			0.023	
	2865	AmbaliNagappa		127	1A	Machinery	SoilMoistureConservation	TCB	Ha	0.05741	0.850	14.616	75.563	0.049
							WasteWair	No	0.0500	1			0.050	
							Forestry	Ha	0.15250	0.400			0.061	
							LRRS	No	2.500	1			2.500	
	2866	KichadiDurgappa		127	1B	Machinery	SoilMoistureConservation	TCB	Ha	0.05741	0.580	14.616	75.563	0.033
							WasteWair	No	0.0500	1			0.050	
							Forestry	Ha	0.15250	0.200			0.031	
							Horticulture	Ha	0.22634	0.0000			0.000	
	2867	HadhimaniManjappareddi		127	1B	Machinery	SoilMoistureConservation	TCB	Ha	0.05741	1.070	14.616	75.563	0.061
							WasteWair	No	0.0500	1			0.050	
							Forestry	Ha	0.15250	0.200			0.031	
							RubbleCheck	No	0.75	1			0.750	
	2868	AmbaliNagappa		127	1C	Machinery	SoilMoistureConservation	TCB	Ha	0.05741	0.270	14.616	75.563	0.016
							WasteWair	No	0.0500	0			0.000	
							Forestry	Ha	0.15250	0.200			0.031	
							Horticulture	Ha	0.22634	0.0000			0.000	
	2869	KichadiDurgappa		127	1D	Machinery	SoilMoistureConservation	TCB	Ha	0.05741	0.620	14.616	75.563	0.036
							WasteWair	No	0.0500	1			0.050	
							Forestry	Ha	0.15250	0.400			0.061	
							Horticulture	Ha	0.22634	0.0000			0.000	
	2870	MalagiKarbasappa		127	2	Machinery	SoilMoistureConservation	TCB	Ha	0.05741	0.400	14.616	75.563	0.023
							WasteWair	No	0.0500	1			0.050	
							Forestry	Ha	0.15250	0.400			0.061	
							Horticulture	Ha	0.22634	0.0000			0.000	
	2871	MalagiKariyappa		127	3	Machinery	SoilMoistureConservation	TCB	Ha	0.05741	0.400	14.616	75.563	0.023
							WasteWair	No	0.0500	1			0.050	
							Forestry	Ha	0.15250	0.200			0.031	
							Horticulture	Ha	0.22634	0.0000			0.000	
	2872	MalagiSiddappa		127	4	Machinery	SoilMoistureConservation	TCB	Ha	0.05741	0.490	14.616	75.563	0.028
							WasteWair	No	0.0500	1			0.050	
							Forestry	Ha	0.15250	0.300			0.046	
							Horticulture	Ha	0.22634	0.0000			0.000	
	2873	BannihattiMukappa		128	1	Machinery	SoilMoistureConservation	TCB	Ha	0.05741	0.990	14.616	75.563	0.057
							WasteWair	No	0.0500	1			0.050	
							Forestry	Ha	0.15250	1.000			0.153	
							Horticulture	Ha	0.22634	0.2000			0.045	

	2874	BannihattiKoteppaBinThirakappa		128	2	Machinery	SoilMoistureConservation	TCB	Ha	0.05741	0.520	14.616	75.563	0.030
								WasteWair	No	0.0500	1			0.050
								Forestry	Ha	0.15250	0.300			0.046
								Nalarevitment	RMT	0.0500	20			1.000
	2875	BannihattiKariyappaBinThirakappa		128	3	Machinery	SoilMoistureConservation	TCB	Ha	0.05741	0.520	14.616	75.563	0.030

VillageName	Farmer Code	FarmerName	Aadhar Card No	Survey Number	RateType(Manually /Machine ry)	ActivityType(SoilMoistureCo nervationActivity/Water HarvestingActivity)	ActivityName	Unit	UnitCost( InLakhs.)	Proposed Quantity	Latitude( Deg-Min- Sec)	Longitude (Deg-Min- Sec)	TotalCost (InLacs)	Site Photo
							WasteWair	No	0.0500	1			0.050	
							Forestry	Ha	0.15250	0.200			0.031	
							Nalarevitment	RMT	0.0500	20			1.000	
	2876	Barkikariyappa		129	1	Machinery	SoilMoistureConservation	TCB	0.05741	1.200	14.616	75.563	0.069	
							WasteWair	No	0.0500	1			0.050	
							Forestry	Ha	0.15250	1.000			0.153	
							WaterWay	RMT	0.005	60			0.300	
							Horticulture	Ha	0.22634	0.6000			0.136	
	2877	BarkiRamappa		129	2	Machinery	SoilMoistureConservation	TCB	0.05741	1.150	14.616	75.563	0.066	
							WasteWair	No	0.0500	1			0.050	
							Forestry	Ha	0.15250	1.000			0.153	
							Rose	Ha	0.52452	0.200			0.105	
							WaterWay	RMT	0.005	100			0.500	
							Horticulture	Ha	0.22634	1.0000			0.226	
	2878	PatilViresha		130	29	Machinery	SoilMoistureConservation	TCB	0.05741	1.000	14.616	75.563	0.057	
							WasteWair	No	0.0500	1			0.050	
							Forestry	Ha	0.15250	0.600			0.092	
							WaterWay	RMT	0.005	80			0.400	
	2879	PatilPrabhuKumar		130	29	Machinery	SoilMoistureConservation	TCB	0.05741	1.220	14.616	75.563	0.070	
							WasteWair	No	0.0500	1			0.050	
							Forestry	Ha	0.15250	0.500			0.076	
							WaterWay	RMT	0.005	100			0.500	
	2880	Patil Marulasiddanagouda		130	20	Machinery	SoilMoistureConservation	TCB	0.05741	2.140	14.616	75.563	0.123	
							WasteWair	No	0.0500	1			0.050	
							Forestry	Ha	0.15250	0.500			0.076	
							WaterWay	RMT	0.005	200			1.000	
	2881	KadaramandalagiGangavvaKomRamappa		130	1	Machinery	SoilMoistureConservation	TCB	0.05741	0.400	14.616	75.563	0.023	
							WasteWair	No	0.0500	1			0.050	
							Forestry	Ha	0.15250	0.200			0.031	
							WaterWay	RMT	0.005	30			0.150	
	2882	GuttalaMahadevakkaKomMahadevappa		130	3	Machinery	SoilMoistureConservation	TCB	0.05741	0.880	14.616	75.563	0.051	
							WasteWair	No	0.0500	1			0.050	
							Forestry	Ha	0.15250	1.000			0.153	
							WaterWay	RMT	0.005	100			0.500	
	2883	GuttalaMaltheshaBinMaradeppa		130	4	Machinery	SoilMoistureConservation	TCB	0.05741	0.880	14.616	75.563	0.051	
							WasteWair	No	0.0500	1			0.050	
							Forestry	Ha	0.15250	0.400			0.061	
							WaterWay	RMT	0.005	100			0.500	
	2884	GuttalaRevanasiddappaBinMaradeppa		130	5	Machinery	SoilMoistureConservation	TCB	0.05741	0.880	14.616	75.563	0.051	
							WasteWair	No	0.0500	1			0.050	
							Forestry	Ha	0.15250	0.500			0.076	
							WaterWay	RMT	0.005	100			0.500	
	2885	BalagoudarUmeshagouda		131	1	Machinery	SoilMoistureConservation	TCB	0.05741	1.600	14.616	75.563	0.092	
							WasteWair	No	0.0500	1			0.050	
							Forestry	Ha	0.15250	1.000			0.153	
							WaterWay	RMT	0.005	160			0.800	
	2886	YalageraAnjaneya		131	2	Machinery	SoilMoistureConservation	TCB	0.05741	1.600	14.616	75.563	0.092	

							WasteWair	No	0.0500	1			0.050
							Forestry	Ha	0.15250	1.000			0.153
							Horticulture	Ha	0.22634	1.0000			0.226
							WaterWay	RMT	0.005	250			1.250
	2887	PrabhuKumarTandeChannagoudaPatil	131	3	Machinery	SoilMoistureConservation	TCB	Ha	0.05741	2.680	14.616	75.563	0.154

VillageName	Farmer Code	FarmerName	Aadhar Card No	Survey Number	RateType(Manually /Machine ry)	ActivityType(SoilMoistureCo nervationActivity/Water HarvestingActivity)	ActivityName	Unit	UnitCost( InLakhs.)	Proposed Quantity	Latitude( Deg-Min- Sec)	Longitude (Deg-Min- Sec)	TotalCost (InLacs)	Site Photo
							WasteWair	No	0.0500	1			0.050	
							Forestry	Ha	0.15250	2.000			0.305	
							WaterWay	RMT	0.005	240			1.200	
	2888	ShrthiKomSrinivasaAjareddi		132	1	Machinery	SoilMoistureConservation	TCB	Ha	0.05741	0.800	14.616	75.563	0.046
							WasteWair	No	0.0500	1			0.050	
							Forestry	Ha	0.15250	0.400			0.061	
							Horticulture	Ha	0.22634	0.1000			0.023	
	2889	NandihalliUrphYadagoudaShivappa		132	2	Machinery	SoilMoistureConservation	TCB	Ha	0.05741	3.220	14.616	75.563	0.185
							WasteWair	No	0.0500	1			0.050	
							Forestry	Ha	0.15250	2.000			0.305	
							WaterWay	RMT	0.005	300			1.500	
	2890	GudaguraGirijavvaKomRamappa		132	3	Machinery	SoilMoistureConservation	TCB	Ha	0.05741	1.580	14.616	75.563	0.091
							WasteWair	No	0.0500	1			0.050	
							Forestry	Ha	0.15250	1.000			0.153	
							WaterWay	RMT	0.005	200			1.000	
	2891	SharadavvaKomVenkareddiBelavagi		132	4	Machinery	SoilMoistureConservation	TCB	Ha	0.05741	0.800	14.616	75.563	0.046
							WasteWair	No	0.0500	1			0.050	
							Forestry	Ha	0.15250	0.500			0.076	
							WaterWay	RMT	0.005	60			0.300	
	2892	KotegoudarShakunthala		133	1	Machinery	SoilMoistureConservation	TCB	Ha	0.05741	0.640	14.616	75.563	0.037
							WasteWair	No	0.0500	0			0.000	
							Forestry	Ha	0.15250	0.400			0.061	
							Horticulture	Ha	0.22634	0.1000			0.023	
	2893	KotgoudarSiddanagouda		133	1	Machinery	SoilMoistureConservation	TCB	Ha	0.05741	0.640	14.616	75.563	0.037
							WasteWair	No	0.0500	0			0.000	
							Forestry	Ha	0.15250	0.500			0.076	
							Horticulture	Ha	0.22634	0.4000			0.091	
	2894	DoddamaniVijaya		133	2	Machinery	SoilMoistureConservation	TCB	Ha	0.05741	0.400	14.616	75.563	0.023
							WasteWair	No	0.0500	0			0.000	
							Forestry	Ha	0.15250	0.500			0.076	
							Horticulture	Ha	0.22634	0.3000			0.068	
	2895	HosamaniRaghu		133	2	Machinery	SoilMoistureConservation	TCB	Ha	0.05741	0.400	14.616	75.563	0.023
							WasteWair	No	0.0500	0			0.000	
							Forestry	Ha	0.15250	0.200			0.031	
							Horticulture	Ha	0.22634	0.3000			0.068	
	2896	HosamaniPadmavathi		133	2	Machinery	SoilMoistureConservation	TCB	Ha	0.05741	0.750	14.616	75.563	0.043
							WasteWair	No	0.0500	0			0.000	
							Forestry	Ha	0.15250	0.600			0.092	
							Horticulture	Ha	0.22634	0.3000			0.068	
	2897	Kumblura Lakshmanareddi		133	2	Machinery	SoilMoistureConservation	TCB	Ha	0.05741	0.550	14.616	75.563	0.032
							WasteWair	No	0.0500	1			0.050	
							Forestry	Ha	0.15250	0.400			0.061	
							Horticulture	Ha	0.22634	0.4000			0.091	
	2898	RudragoudaPatil		133	1	Machinery	SoilMoistureConservation	TCB	Ha	0.05741	0.550	14.616	75.563	0.032
							WasteWair	No	0.0500	0			0.000	
							Forestry	Ha	0.15250	0.400			0.061	
							Horticulture	Ha	0.22634	0.2000			0.045	

	2899	HosamaniPadmavathi	133	2	Machinery	SoilMoistureConservation	TCB	Ha	0.05741	0.750	14.616	75.563	0.043
							WasteWair	No	0.0500	1			0.050
							Forestry	Ha	0.15250	1.000			0.153
							Horticulture	Ha	0.22634	0.0000			0.000
	2900	BharamagoudaPatil	133	3	Machinery	SoilMoistureConservation	TCB	Ha	0.05741	0.400	14.616	75.563	0.023

VillageName	Farmer Code	FarmerName	Aadhar Card No	Survey Number	RateType(Manually /Machine ry)	ActivityType(SoilMoistureCo nervationActivity/Water HarvestingActivity)	ActivityName	Unit	UnitCost( InLakhs.)	Proposed Quantity	Latitude( Deg-Min- Sec)	Longitude (Deg-Min- Sec)	TotalCost (InLacs)	Site Photo
							WasteWair	No	0.0500	1			0.050	
							Forestry	Ha	0.15250	0.400			0.061	
							Horticulture	Ha	0.22634	0.2000			0.045	
	2901	SomanagoudaPatil		133	4	Machinery	SoilMoistureConservation	TCB	Ha	0.05741	0.400	14.616	75.563	0.023
							WasteWair	No	0.0500	0			0.000	
							Forestry	Ha	0.15250	0.400			0.061	
							Horticulture	Ha	0.22634	0.2000			0.045	
	2902	DombaraNingappa		134	1	Machinery	SoilMoistureConservation	TCB	Ha	0.05741	1.420	14.616	75.563	0.082
							WasteWair	No	0.0500	1			0.050	
							Forestry	Ha	0.15250	1.000			0.153	
							Horticulture	Ha	0.22634	0.0000			0.000	
	2903	BajareddiHanumareddi		134	2	Machinery	SoilMoistureConservation	TCB	Ha	0.05741	1.570	14.616	75.563	0.090
							WasteWair	No	0.0500	1			0.050	
							Forestry	Ha	0.15250	0.600			0.092	
							Horticulture	Ha	0.22634	0.2000			0.045	
	2904	Govinakoppamatha Nanjaundaswami		135	*	Machinery	SoilMoistureConservation	TCB	Ha	0.05741	0.560	14.616	75.563	0.032
							WasteWair	No	0.0500	1			0.050	
							Forestry	Ha	0.15250	0.200			0.031	
							Horticulture	Ha	0.22634	0.1000			0.023	
	2905	HanumappaTandeChanbasappaKasavalada		136	1	Machinery	SoilMoistureConservation	TCB	Ha	0.05741	1.340	14.616	75.563	0.077
							WasteWair	No	0.0500	1			0.050	
							Forestry	Ha	0.15250	0.600			0.092	
							Horticulture	Ha	0.22634	0.3000			0.068	
	2906	ViranagoudaTandeBharamagoudaBalanagoudarUrphPatil		136	2	Machinery	SoilMoistureConservation	TCB	Ha	0.05741	0.540	14.616	75.563	0.031
							WasteWair	No	0.0500	1			0.050	
							Forestry	Ha	0.15250	0.300			0.046	
							Horticulture	Ha	0.22634	0.0000			0.000	
	2907	ViranagoudaTandeBharamagoudaBalangoudaUrphPatil		136	3	Machinery	SoilMoistureConservation	TCB	Ha	0.05741	0.500	14.616	75.563	0.029
							WasteWair	No	0.0500	1			0.050	
							Forestry	Ha	0.15250	0.300			0.046	
							Horticulture	Ha	0.22634	0.1000			0.023	
	2908	BalangodarChanbasagouda		137	1	Machinery	SoilMoistureConservation	TCB	Ha	0.05741	0.200	14.616	75.563	0.011
							WasteWair	No	0.0500	1			0.050	
							Forestry	Ha	0.15250	0.100			0.015	
							Horticulture	Ha	0.22634	0.2000			0.045	
	2909	PatilUrphBalanagoudarShanthamma		137	2	Machinery	SoilMoistureConservation	TCB	Ha	0.05741	0.340	14.616	75.563	0.020
							WasteWair	No	0.0500	0			0.000	
							Forestry	Ha	0.15250	0.300			0.046	
							Horticulture	Ha	0.22634	0.2000			0.045	
	2910	BalanagoudaTandeBharamagoudaBalanagoudarUrphPatil		137	3	Machinery	SoilMoistureConservation	TCB	Ha	0.05741	0.170	14.616	75.563	0.010
							WasteWair	No	0.0500	0			0.000	
							Forestry	Ha	0.15250	0.100			0.015	
							Horticulture	Ha	0.22634	0.1000			0.023	
	2911	BalanagoudaTandeBharamagoudaBalangoudarUrphPatil		137	4	Machinery	SoilMoistureConservation	TCB	Ha	0.05741	0.190	14.616	75.563	0.011
							WasteWair	No	0.0500	0			0.000	
							Forestry	Ha	0.15250	0.200			0.031	
							Horticulture	Ha	0.22634	0.0000			0.000	

	2912	BalanagoudaTandeBharamagoudaBalangoudarUrphPatil	137	5	Machinery	SoilMoistureConservation	TCB	Ha	0.05741	0.170	14.616	75.563	0.010
							WasteWair	No	0.0500	0			0.000
							Forestry	Ha	0.15250	0.100			0.015
							Horticulture	Ha	0.22634	0.0000			0.000
	2913	ChannabasangoudaTandeBharamagoudaBalangoudarUrphPati	138	1	Machinery	SoilMoistureConservation	TCB	Ha	0.05741	1.200	14.616	75.563	0.069



VillageName	Farmer Code	FarmerName	Aadhar Card No	Survey Number	RateType(Manually /Machine ry)	ActivityType(SoilMoistureCo nervationActivity/Water HarvestingActivity)	ActivityName	Unit	UnitCost( InLakhs.)	Proposed Quantity	Latitude( Deg-Min- Sec)	Longitude (Deg-Min- Sec)	TotalCost (InLacs)	Site Photo
							WasteWair	No	0.0500	1			0.050	
							Forestry	Ha	0.15250	0.600			0.092	
							Horticulture	Ha	0.22634	0.1000			0.023	
	2914	PatilUrphBalangoudaBanangouda		138	2	Machinery	SoilMoistureConservation	TCB	Ha	0.05741	0.380	14.616	75.563	0.022
							WasteWair	No	0.0500	1			0.050	
							Forestry	Ha	0.15250	0.200			0.031	
							Horticulture	Ha	0.22634	0.0000			0.000	
	2915	BelavigiKumarappa		140	1	Machinery	SoilMoistureConservation	TCB	Ha	0.05741	0.900	14.616	75.563	0.052
							WasteWair	No	0.0500	1			0.050	
							Forestry	Ha	0.15250	0.400			0.061	
							WaterWay	RMT	0.005	200			1.000	
	2916	BelavigiChandrappa		140	2	Machinery	SoilMoistureConservation	TCB	Ha	0.05741	1.190	14.616	75.563	0.068
							WasteWair	No	0.0500	1			0.050	
							Forestry	Ha	0.15250	0.600			0.092	
							WaterWay	RMT	0.005	120			0.600	
	2917	BelavigiManjappa		140	3	Machinery	SoilMoistureConservation	TCB	Ha	0.05741	0.900	14.616	75.563	0.052
							WasteWair	No	0.0500	1			0.050	
							Forestry	Ha	0.15250	0.600			0.092	
							WaterWay	RMT	0.005	150			0.750	
	2918	VirabhadrappaShivappaBaligar		141	1+2	Machinery	SoilMoistureConservation	TCB	Ha	0.05741	1.270	14.616	75.563	0.073
							WasteWair	No	0.0500	1			0.050	
							Forestry	Ha	0.15250	1.000			0.153	
							WaterWay	RMT	0.005	200			1.000	
							Horticulture	Ha	0.22634	1.0000			0.226	
	2919	VirabhadrappaShivappaBaligar		142	*	Machinery	SoilMoistureConservation	TCB	Ha	0.05741	0.600	14.616	75.563	0.034
							WasteWair	No	0.0500	0			0.000	
							Forestry	Ha	0.15250	0.400			0.061	
							Horticulture	Ha	0.22634	0.6000			0.136	
							WaterWay	RMT	0.005	150			0.750	
	2920	VirabhadrappaShivappaBaligar		143	*	Machinery	SoilMoistureConservation	TCB	Ha	0.05741	0.550	14.616	75.563	0.032
							WasteWair	No	0.0500	0			0.000	
							Forestry	Ha	0.15250	0.400			0.061	
							Horticulture	Ha	0.22634	0.5000			0.113	
							WaterWay	RMT	0.005	125			0.625	
	2921	SomanagoudaPatil		144	1	Machinery	SoilMoistureConservation	TCB	Ha	0.05741	0.130	14.616	75.563	0.007
							WasteWair	No	0.0500	0			0.000	
							Forestry	Ha	0.15250	0.100			0.015	
							WaterWay	RMT	0.005	20			0.100	
	2922	SomanagoudaPatil		144	2	Machinery	SoilMoistureConservation	TCB	Ha	0.05741	0.140	14.616	75.563	0.008
							WasteWair	No	0.0500	0			0.000	
							Forestry	Ha	0.15250	0.100			0.015	
							WaterWay	RMT	0.005	20			0.100	
	2923	BharmagoudaPatil		144	3	Machinery	SoilMoistureConservation	TCB	Ha	0.05741	0.130	14.616	75.563	0.007
							WasteWair	No	0.0500	0			0.000	
							Forestry	Ha	0.15250	0.100			0.015	
							WaterWay	RMT	0.005	20			0.100	
	2924	BharmagoudaPatil		144	4	Machinery	SoilMoistureConservation	TCB	Ha	0.05741	0.140	14.616	75.563	0.008

								WasteWair	No	0.0500	0			0.000
								Forestry	Ha	0.15250	0.100			0.015
								WaterWay	RMT	0.005	20			0.100
	2925	MulimaniBirappa		145	1	Machinery	SoilMoistureConservation	TCB	Ha	0.05741	0.230	14.616	75.563	0.013
								WasteWair	No	0.0500	0			0.000

VillageName	Farmer Code	FarmerName	Aadhar Card No	Survey Number	RateType(Manually /Machine ry)	ActivityType(SoilMoistureCo nervationActivity/Water HarvestingActivity)	ActivityName	Unit	UnitCost( InLakhs.)	Proposed Quantity	Latitude( Deg-Min- Sec)	Longitude (Deg-Min- Sec)	TotalCost (InLacs)	Site Photo
							Forestry	Ha	0.15250	0.200			0.031	
							Horticulture	Ha	0.22634	0.2000			0.045	
							WaterWay	RMT	0.005	30			0.150	
	2926	MulimaniBirappa		145	2	Machinery	SoilMoistureConservation	TCB	0.05741	0.240	14.616	75.563	0.014	
							WasteWair	No	0.0500	0			0.000	
							Forestry	Ha	0.15250	0.200			0.031	
							Horticulture	Ha	0.22634	0.2000			0.045	
							WaterWay	RMT	0.005	30			0.150	
	2927	HavanurRamappa		146	1	Machinery	SoilMoistureConservation	TCB	0.05741	0.330	14.616	75.563	0.019	
							WasteWair	No	0.0500	0			0.000	
							Forestry	Ha	0.15250	0.200			0.031	
							WaterWay	RMT	0.005	30			0.150	
	2928	HavanurNingappa		146	2	Machinery	SoilMoistureConservation	TCB	0.05741	0.320	14.616	75.563	0.018	
							WasteWair	No	0.0500	0			0.000	
							Forestry	Ha	0.15250	0.300			0.046	
							WaterWay	RMT	0.005	50			0.250	
	2929	MulimaniBirappa		147	*	Machinery	SoilMoistureConservation	TCB	0.05741	0.440	14.616	75.563	0.025	
							WasteWair	No	0.0500	1			0.050	
							Forestry	Ha	0.15250	0.400			0.061	
							WaterWay	RMT	0.005	150			0.750	
	2930	KotegoudarSiddanagouda		148	*	Machinery	SoilMoistureConservation	TCB	0.05741	0.950	14.616	75.563	0.055	
							WasteWair	No	0.0500	1			0.050	
							Forestry	Ha	0.15250	1.000			0.153	
							Nalarevitment	RMT	0.0500	30			1.500	
							WaterWay	RMT	0.005	150			0.750	
	2931	SalageriNatarajaUrphRaju		149	1a	Machinery	SoilMoistureConservation	TCB	0.05741	0.710	14.616	75.563	0.041	
							WasteWair	No	0.0500	1			0.050	
							Forestry	Ha	0.15250	0.400			0.061	
							Horticulture	Ha	0.22634	0.3000			0.068	
	2932	JadhavaJothibaBinNingappa		149	1b	Machinery	SoilMoistureConservation	TCB	0.05741	0.000	14.616	75.563	0.000	
							WasteWair	No	0.0500	0			0.000	
							Forestry	Ha	0.15250	0.100			0.015	
							Horticulture	Ha	0.22634	0.1000			0.023	
	2933	SalageriDevika		149	2a	Machinery	SoilMoistureConservation	TCB	0.05741	1.290	14.616	75.563	0.074	
							WasteWair	No	0.0500	1			0.050	
							Forestry	Ha	0.15250	1.000			0.153	
							Horticulture	Ha	0.22634	0.3000			0.068	
	2934	JadhavaJothibaBinNingappa		149	2b	Machinery	SoilMoistureConservation	TCB	0.05741	0.000	14.616	75.563	0.000	
							WasteWair	No	0.0500	0			0.000	
							Forestry	Ha	0.15250	0.100			0.015	
							Horticulture	Ha	0.22634	0.1000			0.023	
	2935	JadavaVasudevaBinNingappa		149	3	Machinery	SoilMoistureConservation	TCB	0.05741	0.200	14.616	75.563	0.011	
							WasteWair	No	0.0500	1			0.050	
							Forestry	Ha	0.15250	0.100			0.015	
							Horticulture	Ha	0.22634	0.0000			0.000	
	2936	JadavaVasudevaBinNingappa		149	4	Machinery	SoilMoistureConservation	TCB	0.05741	0.470	14.616	75.563	0.027	
							WasteWair	No	0.0500	1			0.050	

							Forestry	Ha	0.15250	0.400			0.061
							Horticulture	Ha	0.22634	0.2000			0.045
2937	JadhavaAshokBinNingappa		149	5	Machinery	SoilMoistureConservation	TCB	Ha	0.05741	0.660	14.616	75.563	0.038
							WasteWair	No	0.0500	1			0.050
							Forestry	Ha	0.15250	0.400			0.061

VillageName	Farmer Code	FarmerName	Aadhar Card No	Survey Number	RateType(Manually /Machine ry)	ActivityType(SoilMoistureCo nservationActivity/Water HarvestingActivity)	ActivityName	Unit	UnitCost( InLakhs.)	Proposed Quantity	Latitude( Deg-Min- Sec)	Longitude (Deg-Min- Sec)	TotalCost (InLacs)	Site Photo
							Horticulture	Ha	0.22634	0.1000			0.023	
	2938	JadhavaJothibaBinNingappa		149	6	Machinery	SoilMoistureConservation	TCB	Ha	0.05741	0.660	14.616	75.563	0.038
							WasteWair	No	0.0500	1				0.050
							Forestry	Ha	0.15250	0.600				0.092
							Horticulture	Ha	0.22634	0.2000				0.045
	2939	PalagiShithammaKomRamachandrappa		151	1	Machinery	SoilMoistureConservation	TCB	Ha	0.05741	1.030	14.616	75.563	0.059
							WasteWair	No	0.0500	1				0.050
							Forestry	Ha	0.15250	0.500				0.076
							WaterWay	RMT	0.005	150				0.750
	2940	KammaraKuberappa		151	2೨+2೩	Machinery	SoilMoistureConservation	TCB	Ha	0.05741	0.800	14.616	75.563	0.046
							WasteWair	No	0.0500	1				0.050
							Forestry	Ha	0.15250	0.600				0.092
							WaterWay	RMT	0.005	150				0.750
	2941	BattalalakshamavvaKomNagappa		151	2೨+2೩	Machinery	SoilMoistureConservation	TCB	Ha	0.05741	1.150	14.616	75.563	0.066
							WasteWair	No	0.0500	1				0.050
							Forestry	Ha	0.15250	0.600				0.092
							WaterWay	RMT	0.005	100				0.500
	2942	BattalaRamappa		151	2೨+೨೩	Machinery	SoilMoistureConservation	TCB	Ha	0.05741	1.650	14.616	75.563	0.095
							WasteWair	No	0.0500	1				0.050
							Forestry	Ha	0.15250	0.400				0.061
							Horticulture	Ha	0.22634	0.0000				0.000
	2943	MahadevakkaKomMahadevappaLingareddi		151	2೨+೨೩	Machinery	SoilMoistureConservation	TCB	Ha	0.05741	2.450	14.616	75.563	0.141
							WasteWair	No	0.0500	1				0.050
							Forestry	Ha	0.15250	0.500				0.076
							Horticulture	Ha	0.22634	0.0000				0.000
	2944	BattalaShivappa		151	3	Machinery	SoilMoistureConservation	TCB	Ha	0.05741	0.660	14.616	75.563	0.038
							WasteWair	No	0.0500	1				0.050
							Forestry	Ha	0.15250	0.400				0.061
							Horticulture	Ha	0.22634	0.3000				0.068
	2945	KambaliArjuna		151	4	Machinery	SoilMoistureConservation	TCB	Ha	0.05741	1.610	14.616	75.563	0.092
							WasteWair	No	0.0500	1				0.050
							Forestry	Ha	0.15250	1.000				0.153
							WaterWay	RMT	0.005	150				0.750
	2946	GiraddiDuavakkaLaksmappa		151	5	Machinery	SoilMoistureConservation	TCB	Ha	0.05741	1.030	14.616	75.563	0.059
							WasteWair	No	0.0500	1				0.050
							Forestry	Ha	0.15250	1.000				0.153
							Horticulture	Ha	0.22634	0.4000				0.091
	2947	BattalaManjunatha		151	6	Machinery	SoilMoistureConservation	TCB	Ha	0.05741	0.690	14.616	75.563	0.040
							WasteWair	No	0.0500	1				0.050
							Forestry	Ha	0.15250	0.500				0.076
							Horticulture	Ha	0.22634	0.3000				0.068
	2948	BattalaVijayalakshimi		151	6	Machinery	SoilMoistureConservation	TCB	Ha	0.05741	0.660	14.616	75.563	0.038
							WasteWair	No	0.0500	1				0.050
							Forestry	Ha	0.15250	0.600				0.092
							Horticulture	Ha	0.22634	0.3000				0.068
	2949	BannihattiKariyappa		152	*	Machinery	SoilMoistureConservation	TCB	Ha	0.05741	1.390	14.616	75.563	0.080
							WasteWair	No	0.0500	1				0.050

								Forestry	Ha	0.15250	1.000			0.153
								WaterWay	RMT	0.005	200			1.000
								Horticulture	Ha	0.22634	1.0000			0.226
	2950	AlageriYallareddi		153	223	Machinery	SoilMoistureConservation	TCB	Ha	0.05741	0.800	14.616	75.563	0.046
								WasteWair	No	0.0500	1			0.050

VillageName	Farmer Code	FarmerName	Aadhar Card No	Survey Number	RateType(Manually /Machine ry)	ActivityType(SoilMoistureCo nservationActivity/Water HarvestingActivity)	ActivityName	Unit	UnitCost( InLakhs.)	Proposed Quantity	Latitude( Deg-Min- Sec)	Longitude (Deg-Min- Sec)	TotalCost (InLacs)	Site Photo
							Forestry	Ha	0.15250	0.400			0.061	
							Horticulture	Ha	0.22634	0.1000			0.023	
	2951	SolabannanavarJayamma		153	1	Machinery	SoilMoistureConservation	TCB	0.05741	1.070	14.616	75.563	0.061	
							WasteWair	No	0.0500	1			0.050	
							Forestry	Ha	0.15250	0.300			0.046	
							LRRS	No	2.500	1			2.500	
	2952	Solabannanavar Hemareddi		153	1	Machinery	SoilMoistureConservation	TCB	0.05741	1.060	14.616	75.563	0.061	
							WasteWair	No	0.0500	0			0.000	
							Forestry	Ha	0.15250	0.400			0.061	
							LRRS	No	2.500	1			2.500	
	2953	Solabannanavara Jayamma		153	2a	Machinery	SoilMoistureConservation	TCB	0.05741	0.990	14.616	75.563	0.057	
							WasteWair	No	0.0500	1			0.050	
							Forestry	Ha	0.15250	0.400			0.061	
							WaterHarvestingActivity	CD	10	1			10.000	
	2954	Solabannanavar Hemareddi		153	2a	Machinery	SoilMoistureConservation	TCB	0.05741	1.800	14.616	75.563	0.103	
							WasteWair	No	0.0500	1			0.050	
							Forestry	Ha	0.15250	1.000			0.153	
							LRRS	No	2.500	1			2.500	
	2955	HalageriSridhara		154	2b	Machinery	SoilMoistureConservation	TCB	0.05741	1.200	14.616	75.563	0.069	
							WasteWair	No	0.0500	1			0.050	
							Forestry	Ha	0.15250	0.300			0.046	
							WaterWay	RMT	0.005	150			0.750	
	2956	HalageriSudhakara		154	2b	Machinery	SoilMoistureConservation	TCB	0.05741	0.270	14.616	75.563	0.016	
							WasteWair	No	0.0500	0			0.000	
							Forestry	Ha	0.15250	0.100			0.015	
							Horticulture	Ha	0.22634	0.1000			0.023	
	2957	HalageriSudhakara		154	3a	Machinery	SoilMoistureConservation	TCB	0.05741	0.960	14.616	75.563	0.055	
							WasteWair	No	0.0500	1			0.050	
							Forestry	Ha	0.15250	0.200			0.031	
							WaterHarvestingActivity	CD	10	1			10.000	
							Horticulture	Ha	0.22634	0.1000			0.023	
	2958	MaraduraGoneppa		154	1	Machinery	SoilMoistureConservation	TCB	0.05741	1.200	14.616	75.563	0.069	
							WasteWair	No	0.0500	1			0.050	
							Forestry	Ha	0.15250	0.500			0.076	
							LRRS	No	2.500	1			2.500	
	2959	BidriHanumappa		154	4	Machinery	SoilMoistureConservation	TCB	0.05741	2.440	14.616	75.563	0.140	
							WasteWair	No	0.0500	1			0.050	
							Forestry	Ha	0.15250	1.000			0.153	
							WaterWay	RMT	0.005	200			1.000	
	2960	BannihattiGuddappa		155	1a	Machinery	SoilMoistureConservation	TCB	0.05741	0.400	14.616	75.563	0.023	
							WasteWair	No	0.0500	0			0.000	
							Forestry	Ha	0.15250	0.200			0.031	
							WaterWay	RMT	0.005	60			0.300	
	2961	BannihattiKariyappa		155	1a	Machinery	SoilMoistureConservation	TCB	0.05741	0.400	14.616	75.563	0.023	
							WasteWair	No	0.0500	0			0.000	
							Forestry	Ha	0.15250	0.300			0.046	
							WaterWay	RMT	0.005	100			0.500	

	2962	BannihattiMallappa	155	1	Machinery	SoilMoistureConservation	TCB	Ha	0.05741	0.210	14.616	75.563	0.012
							WasteWair	No	0.0500	0			0.000
							Forestry	Ha	0.15250	0.300			0.046
							Horticulture	Ha	0.22634	0.1000			0.023
	2963	BannihattiGuddappa	155	3	Machinery	SoilMoistureConservation	TCB	Ha	0.05741	0.400	14.616	75.563	0.023



VillageName	Farmer Code	FarmerName	Aadhar Card No	Survey Number	RateType(Manually /Machine ry)	ActivityType(SoilMoistureCo nervationActivity/Water HarvestingActivity)	ActivityName	Unit	UnitCost( InLakhs.)	Proposed Quantity	Latitude( Deg-Min- Sec)	Longitude (Deg-Min- Sec)	TotalCost (InLacs)	Site Photo
							WasteWair	No	0.0500	0			0.000	
							Forestry	Ha	0.15250	0.400			0.061	
							WaterWay	RMT	0.005	100			0.500	
	2964	BannihattiKariyappa		155	3#	Machinery	SoilMoistureConservation	TCB	Ha	0.05741	0.350	14.616	75.563	0.020
							WasteWair	No	0.0500	0			0.000	
							Forestry	Ha	0.15250	0.300			0.046	
							WaterWay	RMT	0.005	50			0.250	
	2965	BannihattiMallappa		155	320	Machinery	SoilMoistureConservation	TCB	Ha	0.05741	0.400	14.616	75.563	0.023
							WasteWair	No	0.0500	0			0.000	
							Forestry	Ha	0.15250	0.200			0.031	
							WaterWay	RMT	0.005	100			0.500	
	2966	DoddamaniRathnavvaKomNilappa		155	2	Machinery	SoilMoistureConservation	TCB	Ha	0.05741	0.780	14.616	75.563	0.045
							WasteWair	No	0.0500	0			0.000	
							Forestry	Ha	0.15250	0.400			0.061	
							WaterWay	RMT	0.005	100			0.500	
	2967	DoddamaniRamappa		155	2	Machinery	SoilMoistureConservation	TCB	Ha	0.05741	0.660	14.616	75.563	0.038
							WasteWair	No	0.0500	0			0.000	
							Forestry	Ha	0.15250	0.300			0.046	
							WaterWay	RMT	0.005	120			0.600	
	2968	BasavarajaBinThirakappaBannihatti		155	4	Machinery	SoilMoistureConservation	TCB	Ha	0.05741	0.580	14.616	75.563	0.033
							WasteWair	No	0.0500	0			0.000	
							Forestry	Ha	0.15250	0.600			0.092	
							WaterWay	RMT	0.005	120			0.600	
	2969	MahamadSabKatenalli		156	1	Machinery	SoilMoistureConservation	TCB	Ha	0.05741	0.210	14.616	75.563	0.012
							WasteWair	No	0.0500	0			0.000	
							Forestry	Ha	0.15250	0.200			0.031	
							Nalarevitment	RMT	0.0500	50			2.500	
							WaterWay	RMT	0.005	50			0.250	
	2970	BabuSabKatenalli		156	10	Machinery	SoilMoistureConservation	TCB	Ha	0.05741	0.210	14.616	75.563	0.012
							Forestry	Ha	0.15250	0.200			0.031	
							Nalarevitment	RMT	0.0500	50			2.500	
							WaterWay	RMT	0.005	50			0.250	
	2971	SharipSabKatenalli		156	11	Machinery	SoilMoistureConservation	TCB	Ha	0.05741	0.210	14.616	75.563	0.012
							Forestry	Ha	0.15250	0.200			0.031	
							Nalarevitment	RMT	0.0500	50			2.500	
							WaterWay	RMT	0.005	50			0.250	
	2972	KarimSabKatenalli		156	12	Machinery	SoilMoistureConservation	TCB	Ha	0.05741	0.210	14.616	75.563	0.012
							Forestry	Ha	0.15250	0.200			0.031	
							Nalarevitment	RMT	0.0500	50			2.500	
							WaterWay	RMT	0.005	50			0.250	
	2973	HavanurSrikanthaBinHanumanthappa		156	13	Machinery	SoilMoistureConservation	TCB	Ha	0.05741	0.310	14.616	75.563	0.018
							Forestry	Ha	0.15250	0.200			0.031	
							Nalarevitment	RMT	0.0500	50			2.500	
							WaterWay	RMT	0.005	50			0.250	
	2974	BatterMallappa		156	2+4	Machinery	SoilMoistureConservation	TCB	Ha	0.05741	2.090	14.616	75.563	0.120
							WasteWair	No	0.0500	1			0.050	
							Forestry	Ha	0.15250	1.000			0.153	

						WaterHarvestingActivity	CD	No	10	1			10.000	
							WaterWay	RMT	0.005	150			0.750	
2975		HavanurNingappa		156	5	Machinery	SoilMoistureConservation	TCB	Ha	0.05741	0.630	14.616	75.563	0.036
							WasteWair	No	0.0500		0			0.000
							Forestry	Ha	0.15250		0.300			0.046

VillageName	Farmer Code	FarmerName	Aadhar Card No	Survey Number	RateType(Manually /Machine ry)	ActivityType(SoilMoistureCo nservationActivity/Water HarvestingActivity)	ActivityName	Unit	UnitCost( InLakhs.)	Proposed Quantity	Latitude( Deg-Min- Sec)	Longitude (Deg-Min- Sec)	TotalCost (InLacs)	Site Photo
							WaterWay	RMT	0.005	30			0.150	
	2976	HanvanurRamappaBinHanumanthappa		156	7	Machinery	SoilMoistureConservation	TCB	Ha	0.05741	0.310	14.616	75.563	0.018
							WasteWair	No	0.0500	0				0.000
							Forestry	Ha	0.15250	0.300				0.046
							WaterWay	RMT	0.005	30				0.150
	2977	HaleMadaraKariyammaKomKariyappa		156	9	Machinery	SoilMoistureConservation	TCB	Ha	0.05741	0.480	14.616	75.563	0.028
							WasteWair	No	0.0500	1				0.050
							Forestry	Ha	0.15250	1.000				0.153
							Horticulture	Ha	0.22634	0.2000				0.045
	2978	BattalaManjunatha		164	1	Machinery	SoilMoistureConservation	TCB	Ha	0.05741	0.960	14.616	75.563	0.055
							WasteWair	No	0.0500	1				0.050
							Forestry	Ha	0.15250	0.600				0.092
							LRRS	No	2.500	1				2.500
							Horticulture	Ha	0.22634	0.8000				0.181
	2979	KunthiMentiMallappa		164	2	Machinery	SoilMoistureConservation	TCB	Ha	0.05741	0.840	14.616	75.563	0.048
							WasteWair	No	0.0500	1				0.050
							Forestry	Ha	0.15250	0.400				0.061
							Horticulture	Ha	0.22634	0.1000				0.023
	2980	AjareddiSrinivasBinVenkaraddi		164	3	Machinery	SoilMoistureConservation	TCB	Ha	0.05741	1.100	14.616	75.563	0.063
							WasteWair	No	0.0500	1				0.050
							Forestry	Ha	0.15250	0.500				0.076
							Horticulture	Ha	0.22634	0.1000				0.023
	2981	BattalaShivappaBinVishanppa		164	4	Machinery	SoilMoistureConservation	TCB	Ha	0.05741	1.080	14.616	75.563	0.062
							WasteWair	No	0.0500	1				0.050
							Forestry	Ha	0.15250	1.000				0.153
							Horticulture	Ha	0.22634	0.1000				0.023
	2982	KuntiDharmappa		164	5	Machinery	SoilMoistureConservation	TCB	Ha	0.05741	1.170	14.616	75.563	0.067
							WasteWair	No	0.0500	1				0.050
							Forestry	Ha	0.15250	0.600				0.092
							Horticulture	Ha	0.22634	0.1000				0.023
	2983	HoliyachiSundaravvaKomChinnappa		164	6	Machinery	SoilMoistureConservation	TCB	Ha	0.05741	0.860	14.616	75.563	0.049
							WasteWair	No	0.0500	1				0.050
							Forestry	Ha	0.15250	0.600				0.092
							Horticulture	Ha	0.22634	0.1000				0.023
	2984	BattalaVijayalakshi		164	7	Machinery	SoilMoistureConservation	TCB	Ha	0.05741	0.820	14.616	75.563	0.047
							WasteWair	No	0.0500	1				0.050
							Forestry	Ha	0.15250	0.600				0.092
							Horticulture	Ha	0.22634	0.1000				0.023
	2985	KuntiDharmanppa		164	8	Machinery	SoilMoistureConservation	TCB	Ha	0.05741	0.790	14.616	75.563	0.045
							WasteWair	No	0.0500	1				0.050
							Forestry	Ha	0.15250	0.400				0.061
							Horticulture	Ha	0.22634	0.0000				0.000
	2986	KunthiMentiMallappa		164	9	Machinery	SoilMoistureConservation	TCB	Ha	0.05741	0.690	14.616	75.563	0.040
							WasteWair	No	0.0500	1				0.050
							Forestry	Ha	0.15250	0.600				0.092
							Horticulture	Ha	0.22634	0.0000				0.000
	2987	BasavaredderaBasavareddi		165	1	Machinery	SoilMoistureConservation	TCB	Ha	0.05741	1.220	14.616	75.563	0.070

							WasteWair	No	0.0500	1			0.050	
							Forestry	Ha	0.15250	0.600			0.092	
							Horticulture	Ha	0.22634	0.0000			0.000	
	2988	BasavareddiManjappa		165	2	Machinery	SoilMoistureConservation	TCB	Ha	0.05741	1.210	14.616	75.563	0.069
							WasteWair	No	0.0500	1			0.050	

VillageName	Farmer Code	FarmerName	Aadhar Card No	Survey Number	RateType(Manually /Machine ry)	ActivityType(SoilMoistureCo nervationActivity/Water HarvestingActivity)	ActivityName	Unit	UnitCost( InLakhs.)	Proposed Quantity	Latitude( Deg-Min- Sec)	Longitude (Deg-Min- Sec)	TotalCost (InLacs)	Site Photo
							Forestry	Ha	0.15250	0.600			0.092	
							Horticulture	Ha	0.22634	0.0000			0.000	
	2989	KaddiyavaraPraksha		167	1	Machinery	SoilMoistureConservation	TCB	0.05741	2.400	14.616	75.563	0.138	
							WasteWair	No	0.0500	2			0.100	
							Forestry	Ha	0.15250	1.000			0.153	
							Horticulture	Ha	0.22634	0.2000			0.045	
	2990	KaddiyavaraVasudeva		167	2	Machinery	SoilMoistureConservation	TCB	0.05741	3.570	14.616	75.563	0.205	
							WasteWair	No	0.0500	2			0.100	
							Forestry	Ha	0.15250	2.000			0.305	
							LRRS	No	2.500	1			2.500	
							Horticulture	Ha	0.22634	1.0000			0.226	
	2991	MadaraUrphDoddamaniNagappaBinMailappa		276	1	Machinery	SoilMoistureConservation	TCB	0.05741	0.400	14.616	75.563	0.023	
							WasteWair	No	0.0500	1			0.050	
							Forestry	Ha	0.15250	0.200			0.031	
							Horticulture	Ha	0.22634	0.2000			0.045	
	2992	ChamatiGuddappa		276	10	Machinery	SoilMoistureConservation	TCB	0.05741	1.410	14.616	75.563	0.081	
							WasteWair	No	0.0500	1			0.050	
							Forestry	Ha	0.15250	1.000			0.153	
							Horticulture	Ha	0.22634	0.6000			0.136	
	2993	MadaraUrphKattimaniMallappa		276	11	Machinery	SoilMoistureConservation	TCB	0.05741	0.800	14.616	75.563	0.046	
							WasteWair	No	0.0500	1			0.050	
							Forestry	Ha	0.15250	0.400			0.061	
							Horticulture	Ha	0.22634	0.2000			0.045	
	2994	MadaraUrphKattimaniBasavaraja		276	12	Machinery	SoilMoistureConservation	TCB	0.05741	0.400	14.616	75.563	0.023	
							WasteWair	No	0.0500	1			0.050	
							Forestry	Ha	0.15250	0.200			0.031	
							Horticulture	Ha	0.22634	0.2000			0.045	
	2995	MadaraUrphKattimaniChandrappa		276	13	Machinery	SoilMoistureConservation	TCB	0.05741	0.800	14.616	75.563	0.046	
							WasteWair	No	0.0500	1			0.050	
							Forestry	Ha	0.15250	0.400			0.061	
							Horticulture	Ha	0.22634	0.1000			0.023	
	2996	MadaraUrphDoddamaniKariyappaBinMailappa		276	2	Machinery	SoilMoistureConservation	TCB	0.05741	0.470	14.616	75.563	0.027	
							WasteWair	No	0.0500	1			0.050	
							Forestry	Ha	0.15250	0.300			0.046	
							Horticulture	Ha	0.22634	0.2000			0.045	
	2997	MadaraRamappa		276	3	Machinery	SoilMoistureConservation	TCB	0.05741	1.200	14.616	75.563	0.069	
							WasteWair	No	0.0500	1			0.050	
							Forestry	Ha	0.15250	0.500			0.076	
							Horticulture	Ha	0.22634	1.0000			0.226	
	2998	MadaraLakshmapa		276	3	Machinery	SoilMoistureConservation	TCB	0.05741	1.200	14.616	75.563	0.069	
							WasteWair	No	0.0500	1			0.050	
							Forestry	Ha	0.15250	0.500			0.076	
							Horticulture	Ha	0.22634	0.3000			0.068	
	2999	MadaraUrphDoddamaniHanumanthappaBinMailappa		276	4	Machinery	SoilMoistureConservation	TCB	0.05741	0.400	14.616	75.563	0.023	
							WasteWair	No	0.0500	1			0.050	
							Forestry	Ha	0.15250	0.200			0.031	
							Horticulture	Ha	0.22634	0.2000			0.045	

	3000	MadaraUrphDoddamaniHonnappaBinMailappa		276	5	Machinery	SoilMoistureConservation	TCB	Ha	0.05741	0.400	14.616	75.563	0.023
								WasteWair	No	0.0500	1			0.050
								Forestry	Ha	0.15250	0.200			0.031
								Horticulture	Ha	0.22634	0.2000			0.045
	3001	MadaraUrphDoddamaniSomappaBinMilappa		276	6	Machinery	SoilMoistureConservation	TCB	Ha	0.05741	0.470	14.616	75.563	0.027

VillageName	Farmer Code	FarmerName	Aadhar Card No	Survey Number	RateType(Manually /Machine ry)	ActivityType(SoilMoistureCo nervationActivity/Water HarvestingActivity)	ActivityName	Unit	UnitCost( InLakhs.)	Proposed Quantity	Latitude( Deg-Min- Sec)	Longitude (Deg-Min- Sec)	TotalCost (InLacs)	Site Photo
							WasteWair	No	0.0500	1			0.050	
							Forestry	Ha	0.15250	0.200			0.031	
							Horticulture	Ha	0.22634	0.4000			0.091	
	3002	MadaraUrphDoddamaniGuddappaBinMailappa		276	7	Machinery	SoilMoistureConservation	TCB	Ha	0.05741	0.460	14.616	75.563	0.026
							WasteWair	No	0.0500	1			0.050	
							Forestry	Ha	0.15250	0.300			0.046	
							Horticulture	Ha	0.22634	0.4000			0.091	
	3003	MadaraUrphKattimaniHanumappa		276	8	Machinery	SoilMoistureConservation	TCB	Ha	0.05741	0.200	14.616	75.563	0.011
							WasteWair	No	0.0500	0			0.000	
							Forestry	Ha	0.15250	0.200			0.031	
							Horticulture	Ha	0.22634	0.2000			0.045	
	3004	MadaraUrphKattimaniBasavaraja		276	9	Machinery	SoilMoistureConservation	TCB	Ha	0.05741	0.400	14.616	75.563	0.023
							WasteWair	No	0.0500	1			0.050	
							Forestry	Ha	0.15250	0.300			0.046	
							Horticulture	Ha	0.22634	0.2000			0.045	
	3005	KurakandiThirakappa		277	1	Machinery	SoilMoistureConservation	TCB	Ha	0.05741	0.670	14.616	75.563	0.038
							WasteWair	No	0.0500	1			0.050	
							Forestry	Ha	0.15250	0.300			0.046	
							Horticulture	Ha	0.22634	0.2000			0.045	
	3006	DombaraJagadisha		277	2	Machinery	SoilMoistureConservation	TCB	Ha	0.05741	0.770	14.616	75.563	0.044
							WasteWair	No	0.0500	1			0.050	
							Forestry	Ha	0.15250	0.200			0.031	
							Horticulture	Ha	0.22634	0.7000			0.158	
	3007	KurakandiThirakappa		277	3	Machinery	SoilMoistureConservation	TCB	Ha	0.05741	1.150	14.616	75.563	0.066
							WasteWair	No	0.0500	1			0.050	
							Forestry	Ha	0.15250	0.500			0.076	
							Horticulture	Ha	0.22634	0.4000			0.091	
	3008	HavanuraGuddappaBinHanumanthappa		277	4	Machinery	SoilMoistureConservation	TCB	Ha	0.05741	0.920	14.616	75.563	0.053
							WasteWair	No	0.0500	1			0.050	
							Forestry	Ha	0.15250	0.400			0.061	
							Horticulture	Ha	0.22634	0.2000			0.045	
	3009	BidariMaulaSab		277	5	Machinery	SoilMoistureConservation	TCB	Ha	0.05741	0.850	14.616	75.563	0.049
							WasteWair	No	0.0500	1			0.050	
							Forestry	Ha	0.15250	0.400			0.061	
							Horticulture	Ha	0.22634	0.2000			0.045	
	3010	SannagaeshappaUrphBabuTandeSadashivappaBanakar		277	6	Machinery	SoilMoistureConservation	TCB	Ha	0.05741	1.580	14.616	75.563	0.091
							WasteWair	No	0.0500	2			0.100	
							Forestry	Ha	0.15250	0.500			0.076	
							Horticulture	Ha	0.22634	0.3000			0.068	
	3011	DombaraYamanappa		277	7	Machinery	SoilMoistureConservation	TCB	Ha	0.05741	0.760	14.616	75.563	0.044
							WasteWair	No	0.0500	1			0.050	
							Forestry	Ha	0.15250	0.400			0.061	
							Horticulture	Ha	0.22634	0.7000			0.158	
	3012	DombaraSuresha		277	8	Machinery	SoilMoistureConservation	TCB	Ha	0.05741	0.760	14.616	75.563	0.044
							WasteWair	No	0.0500	1			0.050	
							Forestry	Ha	0.15250	0.200			0.031	
							Horticulture	Ha	0.22634	0.6000			0.136	

	3013	HavanauraDharamappaBinHanumanthappa		277	9	Machinery	SoilMoistureConservation	TCB	Ha	0.05741	0.810	14.616	75.563	0.047
								WasteWair	No	0.0500	1			0.050
								Forestry	Ha	0.15250	0.500			0.076
								Horticulture	Ha	0.22634	0.6000			0.136
Yerekuppi	3014	ChareddiSuryappa		68	1+2+3es	Machinery	SoilMoistureConservation	TCB	Ha	0.05741	1.580	14.588	75.594	0.091



VillageName	Farmer Code	FarmerName	Aadhar Card No	Survey Number	RateType(Manually /Machine ry)	ActivityType(SoilMoistureCo nervationActivity/Water HarvestingActivity)	ActivityName	Unit	UnitCost( InLakhs.)	Proposed Quantity	Latitude( Deg-Min- Sec)	Longitude (Deg-Min- Sec)	TotalCost (InLacs)	Site Photo
4D4C2G2a							WasteWair	No	0.0500	1			0.050	
							Forestry	Ha	0.15250	0.300			0.046	
							Horticulture	Ha	0.22634	0.0000			0.000	
	3015	GiriradderaSushilammaKomVishanappa		68 1+2+323	Machinery	SoilMoistureConservation	TCB	Ha	0.05741	0.410	14.588	75.594	0.024	
							WasteWair	No	0.0500	0			0.000	
							Forestry	Ha	0.15250	0.200			0.031	
							Horticulture	Ha	0.22634	0.0000			0.000	
	3016	KalakattiYallavva		68 *	Machinery	SoilMoistureConservation	TCB	Ha	0.05741	0.870	14.588	75.594	0.050	
							WasteWair	No	0.0500	0			0.000	
							Forestry	Ha	0.15250	0.100			0.015	
							Horticulture	Ha	0.22634	0.2000			0.045	
	3017	Solabannavar mukundappa		68 *	Machinery	SoilMoistureConservation	TCB	Ha	0.05741	0.880	14.588	75.594	0.051	
							WasteWair	No	0.0500	1			0.050	
							Forestry	Ha	0.15250	0.300			0.046	
							Horticulture	Ha	0.22634	0.0000			0.000	
	3018	ChalageriKrishanappaBinBhimappa		68 423	Machinery	SoilMoistureConservation	TCB	Ha	0.05741	0.620	14.588	75.594	0.036	
							WasteWair	No	0.0500	1			0.050	
							Forestry	Ha	0.15250	0.200			0.031	
							Horticulture	Ha	0.22634	0.0000			0.000	
	3019	GiraddiHemaraddiBinBasavareddi		68 5	Machinery	SoilMoistureConservation	TCB	Ha	0.05741	0.600	14.588	75.594	0.034	
							WasteWair	No	0.0500	1			0.050	
							Forestry	Ha	0.15250	0.200			0.031	
							Horticulture	Ha	0.22634	0.0000			0.000	
	3020	Solabanavara Mukundappa		68 8	Machinery	SoilMoistureConservation	TCB	Ha	0.05741	0.710	14.588	75.594	0.041	
							WasteWair	No	0.0500	1			0.050	
							Forestry	Ha	0.15250	0.100			0.015	
							Horticulture	Ha	0.22634	0.0000			0.000	
	3021	RangreddiSarojaKomMallareddi		69 1	Machinery	SoilMoistureConservation	TCB	Ha	0.05741	1.360	14.588	75.594	0.078	
							WasteWair	No	0.0500	1			0.050	
							Forestry	Ha	0.15250	0.300			0.046	
							Horticulture	Ha	0.22634	0.0000			0.000	
	3022	ChareddiNiveditha		69 2	Machinery	SoilMoistureConservation	TCB	Ha	0.05741	1.600	14.588	75.594	0.092	
							WasteWair	No	0.0500	1			0.050	
							Forestry	Ha	0.15250	0.300			0.046	
							Horticulture	Ha	0.22634	0.0000			0.000	
	3023	GiraddiDyavaraddi		69 3	Machinery	SoilMoistureConservation	TCB	Ha	0.05741	1.650	14.588	75.594	0.095	
							WasteWair	No	0.0500	2			0.100	
							Forestry	Ha	0.15250	0.300			0.046	
							Horticulture	Ha	0.22634	0.0000			0.000	
	3024	GiraddiThirakappa		69 3	Machinery	SoilMoistureConservation	TCB	Ha	0.05741	1.300	14.588	75.594	0.075	
							WasteWair	No	0.0500	1			0.050	
							Forestry	Ha	0.15250	0.200			0.031	
							Horticulture	Ha	0.22634	0.0000			0.000	
	3025	BasavaradderNilammaKomHanumareddi		70	Machinery	SoilMoistureConservation	TCB	Ha	0.05741	1.670	14.588	75.594	0.096	
							WasteWair	No	0.0500	1			0.050	
							Forestry	Ha	0.15250	0.300			0.046	
							Horticulture	Ha	0.22634	0.0000			0.000	

	3026	BasavaradderaKasavvaKomDyavareddi		70		Machinery	SoilMoistureConservation	TCB	Ha	0.05741	2.000	14.588	75.594	0.115
								WasteWair	No	0.0500	1			0.050
								Forestry	Ha	0.15250	1.000			0.153
								Horticulture	Ha	0.22634	0.0000			0.000
	3027	BasavareddiVenkareddi		70		Machinery	SoilMoistureConservation	TCB	Ha	0.05741	2.100	14.588	75.594	0.121

VillageName	Farmer Code	FarmerName	Aadhar Card No	Survey Number	RateType(Manually /Machine ry)	ActivityType(SoilMoistureCo nervationActivity/Water HarvestingActivity)	ActivityName	Unit	UnitCost( InLakhs.)	Proposed Quantity	Latitude( Deg-Min- Sec)	Longitude (Deg-Min- Sec)	TotalCost (InLacs)	Site Photo
							WasteWair	No	0.0500	2			0.100	
							Forestry	Ha	0.15250	0.400			0.061	
							Horticulture	Ha	0.22634	0.0000			0.000	
	3028	BasavaredderaKasavvaKomDyavareddi		70 1e9	Machinery	SoilMoistureConservation	TCB	Ha	0.05741	2.000	14.588	75.594	0.115	
							WasteWair	No	0.0500	0			0.000	
							Forestry	Ha	0.15250	0.000			0.000	
							Horticulture	Ha	0.22634	0.0000			0.000	
	3029	BasavaredderaPundalikappa		70 1e9+2e9	Machinery	SoilMoistureConservation	TCB	Ha	0.05741	2.310	14.588	75.594	0.133	
							WasteWair	No	0.0500	0			0.000	
							Forestry	Ha	0.15250	1.000			0.153	
							Horticulture	Ha	0.22634	0.0000			0.000	
	3030	BasavareddiVenkareddi		70 2e9	Machinery	SoilMoistureConservation	TCB	Ha	0.05741	2.100	14.588	75.594	0.121	
							WasteWair	No	0.0500	0			0.000	
							Forestry	Ha	0.15250	0.000			0.000	
							Horticulture	Ha	0.22634	0.0000			0.000	
	3031	Kasavva		71	Machinery	SoilMoistureConservation	TCB	Ha	0.05741	0.370	14.588	75.594	0.021	
							WasteWair	No	0.0500	0			0.000	
							Forestry	Ha	0.15250	0.200			0.031	
							Horticulture	Ha	0.22634	0.0000			0.000	
	3032	MallappaBinVirupakshappaKuntiMenti		71	Machinery	SoilMoistureConservation	TCB	Ha	0.05741	0.900	14.588	75.594	0.052	
							WasteWair	No	0.0500	1			0.050	
							Forestry	Ha	0.15250	0.300			0.046	
							Horticulture	Ha	0.22634	0.0000			0.000	
	3033	KuntiMentiPaddavva		71	Machinery	SoilMoistureConservation	TCB	Ha	0.05741	0.570	14.588	75.594	0.033	
							WasteWair	No	0.0500	1			0.050	
							Forestry	Ha	0.15250	0.100			0.015	
							Horticulture	Ha	0.22634	0.0000			0.000	
	3034	KuntiMentiBasappa		71	Machinery	SoilMoistureConservation	TCB	Ha	0.05741	0.590	14.588	75.594	0.034	
							WasteWair	No	0.0500	0			0.000	
							Forestry	Ha	0.15250	0.200			0.031	
							Horticulture	Ha	0.22634	0.0000			0.000	
	3035	KuntiMentiShivappa		71	Machinery	SoilMoistureConservation	TCB	Ha	0.05741	0.570	14.588	75.594	0.033	
							WasteWair	No	0.0500	1			0.050	
							Forestry	Ha	0.15250	0.200			0.031	
							Horticulture	Ha	0.22634	0.0000			0.000	
	3036	KuntimantiDharmappa		71 1e9	Machinery	SoilMoistureConservation	TCB	Ha	0.05741	0.370	14.588	75.594	0.021	
							WasteWair	No	0.0500	0			0.000	
							Forestry	Ha	0.15250	0.100			0.015	
							Horticulture	Ha	0.22634	0.0000			0.000	
	3037	KuntimantiGovindappa		71 3	Machinery	SoilMoistureConservation	TCB	Ha	0.05741	0.930	14.588	75.594	0.053	
							WasteWair	No	0.0500	1			0.050	
							Forestry	Ha	0.15250	0.200			0.031	
							Horticulture	Ha	0.22634	0.0000			0.000	
	3038	HalageriThirakappa		72 1	Machinery	SoilMoistureConservation	TCB	Ha	0.05741	1.940	14.588	75.594	0.111	
							WasteWair	No	0.0500	1			0.050	
							Forestry	Ha	0.15250	0.200			0.031	
							Horticulture	Ha	0.22634	0.0000			0.000	

	3039	HalageriThirakappa		72	1	Machinery	SoilMoistureConservation	TCB	Ha	0.05741	1.940	14.588	75.594	0.111
								WasteWair	No	0.0500	0			0.000
								Forestry	Ha	0.15250	0.000			0.000
								Horticulture	Ha	0.22634	0.0000			0.000
	3040	KuntimentiMallappa		72	2	Machinery	SoilMoistureConservation	TCB	Ha	0.05741	1.940	14.588	75.594	0.111

VillageName	Farmer Code	FarmerName	Aadhar Card No	Survey Number	RateType(Manually /Machine ry)	ActivityType(SoilMoistureCo nervationActivity/Water HarvestingActivity)	ActivityName	Unit	UnitCost( InLakhs.)	Proposed Quantity	Latitude( Deg-Min- Sec)	Longitude (Deg-Min- Sec)	TotalCost (InLacs)	Site Photo
							WasteWair	No	0.0500	2			0.100	
							Forestry	Ha	0.15250	0.300			0.046	
							Horticulture	Ha	0.22634	0.0000			0.000	
	3041	KaddiyavaraPrakasha		73	1	Machinery	SoilMoistureConservation	TCB	Ha	0.05741	2.560	14.588	75.594	0.147
							WasteWair	No	0.0500	1			0.050	
							Forestry	Ha	0.15250	0.000			0.000	
							Horticulture	Ha	0.22634	0.0000			0.000	
	3042	VenkaraddiBinVasappaGiraddi		73	2	Machinery	SoilMoistureConservation	TCB	Ha	0.05741	0.800	14.588	75.594	0.046
							WasteWair	No	0.0500	1			0.050	
							Forestry	Ha	0.15250	0.400			0.061	
							Horticulture	Ha	0.22634	0.0000			0.000	
	3043	GiraddiBasavareddi		73	3	Machinery	SoilMoistureConservation	TCB	Ha	0.05741	1.280	14.588	75.594	0.073
							WasteWair	No	0.0500	2			0.100	
							Forestry	Ha	0.15250	0.200			0.031	
							Horticulture	Ha	0.22634	0.0000			0.000	
	3044	GiraddiBasavareddi		73	4	Machinery	SoilMoistureConservation	TCB	Ha	0.05741	0.480	14.588	75.594	0.028
							WasteWair	No	0.0500	0			0.000	
							Forestry	Ha	0.15250	0.200			0.031	
							Horticulture	Ha	0.22634	0.0000			0.000	
	3045	BattalaVasanthareddi		74	1	Machinery	SoilMoistureConservation	TCB	Ha	0.05741	1.600	14.588	75.594	0.092
							WasteWair	No	0.0500	2			0.100	
							Forestry	Ha	0.15250	0.400			0.061	
							Horticulture	Ha	0.22634	0.0000			0.000	
	3046	BattalaSuresha		74	2	Machinery	SoilMoistureConservation	TCB	Ha	0.05741	1.600	14.588	75.594	0.092
							WasteWair	No	0.0500	0			0.000	
							Forestry	Ha	0.15250	0.000			0.000	
							Horticulture	Ha	0.22634	0.0000			0.000	
	3047	YogiRaghavendraBinNamareddi		74	3	Machinery	SoilMoistureConservation	TCB	Ha	0.05741	1.360	14.588	75.594	0.078
							WasteWair	No	0.0500	1			0.050	
							Forestry	Ha	0.15250	0.200			0.031	
							Horticulture	Ha	0.22634	0.0000			0.000	
	3048	YogiVenkappa		74	4	Machinery	SoilMoistureConservation	TCB	Ha	0.05741	1.600	14.588	75.594	0.092
							WasteWair	No	0.0500	1			0.050	
							Forestry	Ha	0.15250	0.300			0.046	
							Horticulture	Ha	0.22634	0.0000			0.000	
	3049	HoliyachiLakshmappa		75	1e9	Machinery	SoilMoistureConservation	TCB	Ha	0.05741	1.350	14.588	75.594	0.078
							WasteWair	No	0.0500	1			0.050	
							Forestry	Ha	0.15250	0.500			0.076	
							Horticulture	Ha	0.22634	0.0000			0.000	
	3050	YogiSunanda		75	1e9	Machinery	SoilMoistureConservation	TCB	Ha	0.05741	2.630	14.588	75.594	0.151
							WasteWair	No	0.0500	1			0.050	
							Forestry	Ha	0.15250	1.000			0.153	
							Horticulture	Ha	0.22634	0.0000			0.000	
	3051	ChareddiMohana		75	2e9	Machinery	SoilMoistureConservation	TCB	Ha	0.05741	0.890	14.588	75.594	0.051
							WasteWair	No	0.0500	0			0.000	
							Forestry	Ha	0.15250	1.000			0.153	
							Horticulture	Ha	0.22634	0.0000			0.000	

	3052	ChareddiKarbasavareddi		75	2e9	Machinery	SoilMoistureConservation	TCB	Ha	0.05741	0.870	14.588	75.594	0.050
								WasteWair	No	0.0500	0			0.000
								Forestry	Ha	0.15250	0.400			0.061
								Horticulture	Ha	0.22634	0.4000			0.091
	3053	ChaureddiJagadevareddi		75	2e9	Machinery	SoilMoistureConservation	TCB	Ha	0.05741	0.920	14.588	75.594	0.053

VillageName	Farmer Code	FarmerName	Aadhar Card No	Survey Number	RateType(Manually /Machine ry)	ActivityType(SoilMoistureCo nervationActivity/Water HarvestingActivity)	ActivityName	Unit	UnitCost( InLakhs.)	Proposed Quantity	Latitude( Deg-Min- Sec)	Longitude (Deg-Min- Sec)	TotalCost (InLacs)	Site Photo
							WasteWair	No	0.0500	1			0.050	
							Forestry	Ha	0.15250	0.200			0.031	
							Horticulture	Ha	0.22634	0.0000			0.000	
	3054	ChaureddiMohana		75	2೩	Machinery	SoilMoistureConservation	TCB	Ha	0.05741	0.910	14.588	75.594	0.052
							WasteWair	No	0.0500	0			0.000	
							Forestry	Ha	0.15250	1.000			0.153	
							Horticulture	Ha	0.22634	1.0000			0.226	
	3055	ChaureddiKarbasavareddi		75	2೩	Machinery	SoilMoistureConservation	TCB	Ha	0.05741	0.930	14.588	75.594	0.053
							WasteWair	No	0.0500	0			0.000	
							Forestry	Ha	0.15250	1.000			0.153	
							Horticulture	Ha	0.22634	0.0000			0.000	
	3056	ChaureddiJagadevareddi		75	2೩	Machinery	SoilMoistureConservation	TCB	Ha	0.05741	0.890	14.588	75.594	0.051
							WasteWair	No	0.0500	0			0.000	
							Forestry	Ha	0.15250	0.400			0.061	
							Horticulture	Ha	0.22634	0.0000			0.000	
	3057	HoliyachiBasappa		75	3	Machinery	SoilMoistureConservation	TCB	Ha	0.05741	1.440	14.588	75.594	0.083
							WasteWair	No	0.0500	1			0.050	
							Forestry	Ha	0.15250	0.200			0.031	
							Horticulture	Ha	0.22634	0.0000			0.000	
	3058	UdagattiChandrayya		76		Machinery	SoilMoistureConservation	TCB	Ha	0.05741	0.540	14.588	75.594	0.031
							WasteWair	No	0.0500	1			0.050	
							Forestry	Ha	0.15250	0.200			0.031	
							Horticulture	Ha	0.22634	0.0000			0.000	
	3059	ChalageriHanumavvaKomLakshmappa		76	1	Machinery	SoilMoistureConservation	TCB	Ha	0.05741	0.420	14.588	75.594	0.024
							WasteWair	No	0.0500	1			0.050	
							Forestry	Ha	0.15250	0.200			0.031	
							Horticulture	Ha	0.22634	0.0000			0.000	
	3060	YogiManjunathaBinVenkappa		76	2	Machinery	SoilMoistureConservation	TCB	Ha	0.05741	0.400	14.588	75.594	0.023
							WasteWair	No	0.0500	1			0.050	
							Forestry	Ha	0.15250	0.200			0.031	
							Horticulture	Ha	0.22634	0.0000			0.000	
	3061	SiranalliSarasavthevva		76	3	Machinery	SoilMoistureConservation	TCB	Ha	0.05741	0.590	14.588	75.594	0.034
							WasteWair	No	0.0500	1			0.050	
							Forestry	Ha	0.15250	0.200			0.031	
							Horticulture	Ha	0.22634	0.0000			0.000	
	3062	HorakeriKrishanppaBinRamappa		76	3	Machinery	SoilMoistureConservation	TCB	Ha	0.05741	0.590	14.588	75.594	0.034
							WasteWair	No	0.0500	1			0.050	
							Forestry	Ha	0.15250	0.300			0.046	
							Horticulture	Ha	0.22634	0.0000			0.000	
	3063	YogiNingareddi		76	4+5೩	Machinery	SoilMoistureConservation	TCB	Ha	0.05741	1.200	14.588	75.594	0.069
							WasteWair	No	0.0500	1			0.050	
							Forestry	Ha	0.15250	0.000			0.000	
							Horticulture	Ha	0.22634	0.0000			0.000	
	3064	YogiSomappaBinAdivappa		76	4+5೩	Machinery	SoilMoistureConservation	TCB	Ha	0.05741	0.600	14.588	75.594	0.034
							WasteWair	No	0.0500	1			0.050	
							Forestry	Ha	0.15250	0.300			0.046	
							Horticulture	Ha	0.22634	0.0000			0.000	

	3065	YogijanammaKomLakshamappa		76	6+7 <sub>23</sub>	Machinery	SoilMoistureConservation	TCB	Ha	0.05741	0.800	14.588	75.594	0.046
								WasteWair	No	0.0500	2			0.100
								Forestry	Ha	0.15250	0.300			0.046
								Horticulture	Ha	0.22634	0.0000			0.000
	3066	ThulasavvaChalageri		76	8	Machinery	SoilMoistureConservation	TCB	Ha	0.05741	0.200	14.588	75.594	0.011



VillageName	Farmer Code	FarmerName	Aadhar Card No	Survey Number	RateType(Manually /Machine ry)	ActivityType(SoilMoistureCo nervationActivity/Water HarvestingActivity)	ActivityName	Unit	UnitCost( InLakhs.)	Proposed Quantity	Latitude( Deg-Min- Sec)	Longitude (Deg-Min- Sec)	TotalCost (InLacs)	Site Photo
							WasteWair	No	0.0500	0			0.000	
							Forestry	Ha	0.15250	0.100			0.015	
							Horticulture	Ha	0.22634	0.0000			0.000	
	3067	RamappaChalageri		76	9	Machinery	SoilMoistureConservation	TCB	Ha	0.05741	0.220	14.588	75.594	0.013
							WasteWair	No	0.0500	0			0.000	
							Forestry	Ha	0.15250	0.100			0.015	
							Horticulture	Ha	0.22634	0.0000			0.000	
	3068	VaderahalliYallavva		77	1	Machinery	SoilMoistureConservation	TCB	Ha	0.05741	0.920	14.588	75.594	0.053
							WasteWair	No	0.0500	2			0.100	
							Forestry	Ha	0.15250	0.500			0.076	
							Horticulture	Ha	0.22634	0.0000			0.000	
	3069	VaderahalliYallavva		77	2	Machinery	SoilMoistureConservation	TCB	Ha	0.05741	0.800	14.588	75.594	0.046
							WasteWair	No	0.0500	0			0.000	
							Forestry	Ha	0.15250	1.000			0.153	
							Horticulture	Ha	0.22634	0.0000			0.000	
	3070	YogiKasavvaKomHanumareddi		77	3	Machinery	SoilMoistureConservation	TCB	Ha	0.05741	1.960	14.588	75.594	0.113
							WasteWair	No	0.0500	2			0.100	
							Forestry	Ha	0.15250	1.000			0.153	
							Horticulture	Ha	0.22634	0.0000			0.000	
	3071	VaderahalliRenukaKomHalappa		77	4	Machinery	SoilMoistureConservation	TCB	Ha	0.05741	1.020	14.588	75.594	0.059
							WasteWair	No	0.0500	2			0.100	
							Forestry	Ha	0.15250	0.500			0.076	
							Horticulture	Ha	0.22634	0.0000			0.000	
	3072	VaderahalliRenukaKomHalappa		77	5	Machinery	SoilMoistureConservation	TCB	Ha	0.05741	0.980	14.588	75.594	0.056
							WasteWair	No	0.0500	2			0.100	
							Forestry	Ha	0.15250	0.500			0.076	
							Horticulture	Ha	0.22634	0.0000			0.000	
Ranebennur	3073	HanumappaTandeChanbasappaKasavalada		336	1a	Machinery	SoilMoistureConservation	TCB	Ha	0.05741		14.567	75.603	0.000
4D4C2G2a							WasteWair	No	0.0500	2			0.100	
							Forestry	Ha	0.15250	0.000			0.000	
							Horticulture	Ha	0.22634	2.0000			0.453	
	3074	GaddadaguliChanbasappa		336	1a	Machinery	SoilMoistureConservation	TCB	Ha	0.05741		14.567	75.603	0.000
							WasteWair	No	0.0500	0			0.000	
							Forestry	Ha	0.15250	0.000			0.000	
							Horticulture	Ha	0.22634	2.0000			0.453	
	3075	SalageriNingappa		336	2a	Machinery	SoilMoistureConservation	TCB	Ha	0.05741		14.567	75.603	0.000
							WasteWair	No	0.0500	0			0.000	
							Forestry	Ha	0.15250	0.000			0.000	
							Horticulture	Ha	0.22634	2.0000			0.453	
	3076	NingappaTandeSiddappaSalageri		336	2a	Machinery	SoilMoistureConservation	TCB	Ha	0.05741		14.567	75.603	0.000
							WasteWair	No	0.0500	0			0.000	
							Forestry	Ha	0.15250	0.000			0.000	
							Horticulture	Ha	0.22634	0.0000			0.000	
	3077	DShivaprakasahBinDattathreyaTandi		337	1	Machinery	SoilMoistureConservation	TCB	Ha	0.05741		14.567	75.603	0.000
							WasteWair	No	0.0500	2			0.100	
							Forestry	Ha	0.15250	0.000			0.000	
							Horticulture	Ha	0.22634	0.0000			0.000	

	3078	VishvarupaMadava		337	2	Machinery	SoilMoistureConservation	TCB	Ha	0.05741		14.567	75.603	0.000
								WasteWair	No	0.0500	2			0.100
								Forestry	Ha	0.15250	0.000			0.000
								Horticulture	Ha	0.22634	0.0000			0.000
	3079	RajeshwaraNatarajaVishvarupa		337	3	Machinery	SoilMoistureConservation	TCB	Ha	0.05741		14.567	75.603	0.000

VillageName	Farmer Code	FarmerName	Aadhar Card No	Survey Number	RateType(Manually /Machine ry)	ActivityType(SoilMoistureCo nervationActivity/Water HarvestingActivity)	ActivityName	Unit	UnitCost (InLakhs.)	Proposed Quantity	Latitude( Deg-Min- Sec)	Longitude (Deg-Min- Sec)	TotalCost (InLacs)	Site Photo
							WasteWair	No	0.0500	2			0.100	
							Forestry	Ha	0.15250	0.000			0.000	
							Horticulture	Ha	0.22634	0.0000			0.000	
	3080	KoppadaSannabasappa		337	4	Machinery	SoilMoistureConservation	TCB	Ha	0.05741		14.567	75.603	0.000
							WasteWair	No	0.0500	0			0.000	
							Forestry	Ha	0.15250	0.000			0.000	
							Horticulture	Ha	0.22634	0.0000			0.000	
	3081	SomashekaraTandeSidlingappaGoudashivannanavar		337	5	Machinery	SoilMoistureConservation	TCB	Ha	0.05741		14.567	75.603	0.000
							WasteWair	No	0.0500	2			0.100	
							Forestry	Ha	0.15250	0.000			0.000	
							Horticulture	Ha	0.22634	0.0000			0.000	
	3082	SriramaBinDattathreyaTande		337	6	Machinery	SoilMoistureConservation	TCB	Ha	0.05741		14.567	75.603	0.000
							WasteWair	No	0.0500	2			0.100	
							Forestry	Ha	0.15250	0.000			0.000	
							Horticulture	Ha	0.22634	0.0000			0.000	
	3083	VishvanathaNatarajaVishvarupa		337	7	Machinery	SoilMoistureConservation	TCB	Ha	0.05741		14.567	75.603	0.000
							WasteWair	No	0.0500	2			0.100	
							Forestry	Ha	0.15250	0.000			0.000	
							Horticulture	Ha	0.22634	0.0000			0.000	
	3084	HadimaniKarbasappa		338	2A	Machinery	SoilMoistureConservation	TCB	Ha	0.05741		14.567	75.603	0.000
							WasteWair	No	0.0500	2			0.100	
							Forestry	Ha	0.15250	0.000			0.000	
							Horticulture	Ha	0.22634	0.0000			0.000	
	3085	MuktenahalliSunithaKomiranna		338	2B	Machinery	SoilMoistureConservation	TCB	Ha	0.05741		14.567	75.603	0.000
							WasteWair	No	0.0500	2			0.100	
							Forestry	Ha	0.15250	0.000			0.000	
							Horticulture	Ha	0.22634	0.0000			0.000	
	3086	MajjagiShankrappa		338	1A	Machinery	SoilMoistureConservation	TCB	Ha	0.05741		14.567	75.603	0.000
							WasteWair	No	0.0500	2			0.100	
							Forestry	Ha	0.15250	0.000			0.000	
							Horticulture	Ha	0.22634	0.0000			0.000	
	3087	MajjagiShankrappa		338	1B	Machinery	SoilMoistureConservation	TCB	Ha	0.05741		14.567	75.603	0.000
							WasteWair	No	0.0500	2			0.100	
							Forestry	Ha	0.15250	0.000			0.000	
							Horticulture	Ha	0.22634	0.0000			0.000	
	3088	GaudasivannanavarMalkappaUrphMallikarjunaBinHemappa		339	2B	Machinery	SoilMoistureConservation	TCB	Ha	0.05741		14.567	75.603	0.000
							WasteWair	No	0.0500	2			0.100	
							Forestry	Ha	0.15250	0.000			0.000	
							Horticulture	Ha	0.22634	0.0000			0.000	
	3089	DShivaprakashaBinDattathreyaTande		339	1	Machinery	SoilMoistureConservation	TCB	Ha	0.05741		14.567	75.603	0.000
							WasteWair	No	0.0500	2			0.100	
							Forestry	Ha	0.15250	0.000			0.000	
							Horticulture	Ha	0.22634	0.0000			0.000	
	3090	Goudashivannanavar Somashekara		339	2A	Machinery	SoilMoistureConservation	TCB	Ha	0.05741		14.567	75.603	0.000
							WasteWair	No	0.0500	2			0.100	
							Forestry	Ha	0.15250	0.000			0.000	
							Horticulture	Ha	0.22634	0.0000			0.000	

	3091	SriramaBinDatthathreyaTande		339	3	Machinery	SoilMoistureConservation	TCB	Ha	0.05741		14.567	75.603	0.000
								WasteWair	No	0.0500	2			0.100
								Forestry	Ha	0.15250	0.000			0.000
								Horticulture	Ha	0.22634	0.0000			0.000
	3092	KoppadaDundeppa		340	3	Machinery	SoilMoistureConservation	TCB	Ha	0.05741		14.567	75.603	0.000

VillageName	Farmer Code	FarmerName	Aadhar Card No	Survey Number	RateType(Manually /Machine ry)	ActivityType(SoilMoistureCo nervationActivity/Water HarvestingActivity)	ActivityName	Unit	UnitCost( InLakhs.)	Proposed Quantity	Latitude( Deg-Min- Sec)	Longitude (Deg-Min- Sec)	TotalCost (InLacs)	Site Photo
							WasteWair	No	0.0500	2			0.100	
							Forestry	Ha	0.15250	0.000			0.000	
							Horticulture	Ha	0.22634	0.0000			0.000	
	3093	AradhyamathaLatha		340	3ಃ	Machinery	SoilMoistureConservation	TCB	Ha	0.05741		14.567	75.603	0.000
							WasteWair	No	0.0500	0			0.000	
							Forestry	Ha	0.15250	0.000			0.000	
							Horticulture	Ha	0.22634	0.0000			0.000	
	3094	NChitradurga		340	3೨೦	Machinery	SoilMoistureConservation	TCB	Ha	0.05741		14.567	75.603	0.000
							WasteWair	No	0.0500	0			0.000	
							Forestry	Ha	0.15250	0.000			0.000	
							Horticulture	Ha	0.22634	0.0000			0.000	
	3095	YalavattiYashodaKomDyamappa		340	1	Machinery	SoilMoistureConservation	TCB	Ha	0.05741		14.567	75.603	0.000
							WasteWair	No	0.0500	0			0.000	
							Forestry	Ha	0.15250	0.000			0.000	
							Horticulture	Ha	0.22634	0.0000			0.000	
	3096	KoppadaDundeppa		340	2	Machinery	SoilMoistureConservation	TCB	Ha	0.05741		14.567	75.603	0.000
							WasteWair	No	0.0500	2			0.100	
							Forestry	Ha	0.15250	0.000			0.000	
							Horticulture	Ha	0.22634	0.0000			0.000	
	3097	MalagiKuberappa		340	3ಃ	Machinery	SoilMoistureConservation	TCB	Ha	0.05741		14.567	75.603	0.000
							WasteWair	No	0.0500	0			0.000	
							Forestry	Ha	0.15250	0.000			0.000	
							Horticulture	Ha	0.22634	0.0000			0.000	
	3098	MalagiMaradeppa		340	3ಃ	Machinery	SoilMoistureConservation	TCB	Ha	0.05741		14.567	75.603	0.000
							WasteWair	No	0.0500	0			0.000	
							Forestry	Ha	0.15250	0.000			0.000	
							Horticulture	Ha	0.22634	2.0000			0.453	
	3099	MakanuraDevendrappa		340	7	Machinery	SoilMoistureConservation	TCB	Ha	0.05741		14.567	75.603	0.000
							WasteWair	No	0.0500	0			0.000	
							Forestry	Ha	0.15250	0.000			0.000	
							Horticulture	Ha	0.22634	0.0000			0.000	
	3100	YalavattiUmaKomBasappa		340	9	Machinery	SoilMoistureConservation	TCB	Ha	0.05741		14.567	75.603	0.000
							WasteWair	No	0.0500	2			0.100	
							Forestry	Ha	0.15250	0.000			0.000	
							Horticulture	Ha	0.22634	0.0000			0.000	
	3101	SankappaGuddada		343	3ಃ	Machinery	SoilMoistureConservation	TCB	Ha	0.05741		14.567	75.603	0.000
							WasteWair	No	0.0500	2			0.100	
							Forestry	Ha	0.15250	0.000			0.000	
							Horticulture	Ha	0.22634	0.0000			0.000	
	3102	KichadiDuragappa		343	3ಃ	Machinery	SoilMoistureConservation	TCB	Ha	0.05741		14.567	75.603	0.000
							WasteWair	No	0.0500	2			0.100	
							Forestry	Ha	0.15250	0.000			0.000	
							Horticulture	Ha	0.22634	0.0000			0.000	
	3103	GuddadaRajeshkara		343	3ಃ	Machinery	SoilMoistureConservation	TCB	Ha	0.05741		14.567	75.603	0.000
							WasteWair	No	0.0500	0			0.000	
							Forestry	Ha	0.15250	0.000			0.000	
							Horticulture	Ha	0.22634	0.0000			0.000	

	3104	KichadiDuragappa		343	323	Machinery	SoilMoistureConservation	TCB	Ha	0.05741		14.567	75.603	0.000
								WasteWair	No	0.0500	1			0.050
								Forestry	Ha	0.15250	0.000			0.000
								Horticulture	Ha	0.22634	0.0000			0.000
	3105	MagodaVasantha		343	1	Machinery	SoilMoistureConservation	TCB	Ha	0.05741		14.567	75.603	0.000

VillageName	Farmer Code	FarmerName	Aadhar Card No	Survey Number	RateType(Manually /Machinery)	ActivityType(SoilMoistureConservationActivity/Water HarvestingActivity)	ActivityName	Unit	UnitCost(InLakhs.)	Proposed Quantity	Latitude(Deg-Min-Sec)	Longitude (Deg-Min-Sec)	TotalCost (InLacs)	Site Photo
							WasteWair	No	0.0500	2			0.100	
							Forestry	Ha	0.15250	0.000			0.000	
							Horticulture	Ha	0.22634	0.0000			0.000	
	3106	MajjagiShankrappa		343	2	Machinery	SoilMoistureConservation	TCB	Ha	0.05741		14.567	75.603	0.000
							WasteWair	No	0.0500	2			0.100	
							Forestry	Ha	0.15250	0.400			0.061	
							Horticulture	Ha	0.22634	0.0000			0.000	
	3107	KarbasappaGuddada		343	4	Machinery	SoilMoistureConservation	TCB	Ha	0.05741		14.567	75.603	0.000
							WasteWair	No	0.0500	2			0.100	
							Forestry	Ha	0.15250	0.000			0.000	
							Horticulture	Ha	0.22634	0.0000			0.000	
	3108	BenakappaGuddada		343	5	Machinery	SoilMoistureConservation	TCB	Ha	0.05741		14.567	75.603	0.000
							WasteWair	No	0.0500	2			0.100	
							Forestry	Ha	0.15250	0.000			0.000	
							Horticulture	Ha	0.22634	0.0000			0.000	
	3109	BasvarajaTandeAjjappaGulannanavar		344	1	Machinery	SoilMoistureConservation	TCB	Ha	0.05741		14.567	75.603	0.000
							WasteWair	No	0.0500	2			0.100	
							Forestry	Ha	0.15250	0.000			0.000	
							Horticulture	Ha	0.22634	0.0000			0.000	
	3110	HuggiBasavanneppa		344	2	Machinery	SoilMoistureConservation	TCB	Ha	0.05741		14.567	75.603	0.000
							WasteWair	No	0.0500	2			0.100	
							Forestry	Ha	0.15250	0.000			0.000	
							Horticulture	Ha	0.22634	0.0000			0.000	
	3111	GuddadaNataraja		344	3	Machinery	SoilMoistureConservation	TCB	Ha	0.05741	0	14.567	75.603	0.000
							WasteWair	No	0.0500	2			0.100	
							Forestry	Ha	0.15250	0.000			0.000	
							Horticulture	Ha	0.22634	0.0000			0.000	
	3112	MakanuraMahadevappa		344	4	Machinery	SoilMoistureConservation	TCB	Ha	0.05741	0	14.567	75.603	0.000
							WasteWair	No	0.0500	1			0.050	
							Forestry	Ha	0.15250	1.000			0.153	
							Horticulture	Ha	0.22634	0.4000			0.091	
	3113	HuggiKusuma		344	5	Machinery	SoilMoistureConservation	TCB	Ha	0.05741	0	14.567	75.603	0.000
							WasteWair	No	0.0500	2			0.100	
							Forestry	Ha	0.15250	2.000			0.305	
							Horticulture	Ha	0.22634	0.0000			0.000	

4.Net Planning and Projectactivities

Rs in lakhs

[Chapter-IV]4.5DetailsofVegetativeCoverActivities

PlantationType:HorticulturteActivities

VillageName	FarmerName:	Farmer Code	Aadhar CardNo.	RateType(Manually/Machinery)	SurveyNo:	Total Area (Ha.)	Proposed Area(Ha.)	Activity/Model/Plant/CropName:	NumberofPlantsPerHa	No.of plants	Methodofirrigation(Drip/Ring/Surface)	Sourceofirrigation(Canal/Rainfed/Well)	AreaasperTypeOfLand(Ha.)		Ownershipof Land(CommunityLand/PrivateLand/Other)	Latitude(Deg-Min-Sec)	Longitude (Deg-Min-Sec)
													WasteLand	Cultivable			
Hulihalli,Yerekuppi, Ranebennur4D4C2 G2a	CHAPTER4.4 ALLFARMERS			Manually		56.00	56.00	COCONUT,SAPOTA,CURRY LEAF,GUAVA ,MANGO,LEMON	100	5600	DRIP Irrigation	BOREWELL	0	56.00	PrivateLand		



## [Chapter-IV]4.5ADetailsofVegetativeCoverActivities

**PlantationType:AfforestationActivities**

VillageName	FarmerName:	FarmerCode	AadharCardNo.	RateType(Manually/Machinery)	SurveyNo:	TotalArea (Ha.)	Proposed Area(Ha.)	Activity/Model/Plant/CropName:	Numberof PlantsPer Ha	No.ofplants	Methodofirrigation(Drip/Ring/Surface)	Sourceofirrigation (Canal/Rainfed/Well)	AreaasperTypeOfLand(Ha.)		Ownershipof Land(CommunityLand/PrivateLand/OtherLand)
													WasteLand	Cultivable	
Hulihalli,Yerekuppi, Ranebennur4D4C2G2a	CHAPTER4.4 ALLFARMERS			Manually		76.00	76.00	TEAK,SILVER OAK,MAHAGHONI,BAMBOO	100	7600	DRIP Irrigation	BOREWELL	0	76.00	PrivateLand

## [Chapter-IV]4.5B.DetailsofVegetativeCoverActivities

**PlantationType:Fodderdevelopment**

VillageName	FarmerName:	FarmerCode	AadharCardNo.	RateType(Manually/Machinery)	SurveyNo:	TotalArea (Ha.)	Proposed Area(Ha.)	Activity/Model/Plant/CropName:	Numberof PlantsPer Ha	No.ofplants	Methodofirrigation(Drip/Ring/Surface)	Sourceofirrigation (Canal/Rainfed/Well)	AreaasperTypeOfLand(Ha.)		Ownershipof Land(CommunityLand/PrivateLand/OtherLand)
													WasteLand	Cultivable	
Hulihalli,Yerekuppi, Ranebennur4D4C2G2a	CHAPTER4.4 ALLFARMERS			Manually		2.00	2.00	PLANTINGOFF ODDERCROPVIZNAPIERGRASS&LUCERN	10000	20000	DRIP Irrigation	BOREWELL	0	2.00	PrivateLand

## [Chapter-IV]4.5CDetailsofVegetativeCoverActivities

**PlantationType:NurseryActivities**

VillageName	FarmerName:	FarmerCode	AadharCardNo.	RateType(Manually/Machinery)	SurveyNo:	TotalArea (Ha.)	Proposed Area(Ha.)	Activity/Model/Plant/CropName:	Numberof PlantsPer Ha	No.ofplants	Methodofirrigation(Drip/Ring/Surface)	Sourceofirrigation (Canal/Rainfed/Well)	AreaasperTypeOfLand(Ha.)		Ownershipof Land(CommunityLand/PrivateLand/OtherLand)
													WasteLand	Cultivable	
Hulihalli,Yerekuppi, Ranebennur 4D4C2G2a	CHAPTER4.4 ALLFARMERS														



4.NetPlanningandProjectactivities

Rsinlakhs

Itisforallreaches(upper,middleandlower)andalsoforPrivate,Commonanddraingelineareas  
[Chapter-IV]4.1,4.1ABaselineData-VillageWiseSurveyNumbers&FarmerWiseSurveyNumbers

MICROCODE	NameofFarmer	Farmer Code	SurveyNo	Area (Ha)
Joisarahalli	mahēśappatandehanumappaaurphahanumantappaōlēkāra.	3114	156 2೧	0.71
4D4C5T1a	Ham'migiurphayaligāraratnavva	3115	156 1	0.6
	benakanakoṇḍakumāra	3116	156 2೨	0.77
	karāḍimalayappa	3117	156 3	3.64
	cauḍappaḷavarabasavantappabingurusāntappa	3118	156 4	0.44
	saṇṇamanisōmaśēkhara	3119	164 2೩	0.8
	ānvērigurusāntappa	3120	164 2೪	0.6
	hoṭṭigauḍramallanagaḍa	3121	164 2೫	1.23
	ānvērimaṇṇabasappa	3122	164 3	1.08
	ānvērigurusāntappa	3123	164 4	0.18
	Kaḍlērappuṭṭappabincannabasappa	3124	165 1	0.55
	kaḍlēradyāmappabincannabasappa	3125	165 10	0.56
	cauḍappaḷavaraajjappabinhanumantappa	3126	165 11	0.6
	horakērigurusāntappa	3127	165 2	1.04
	suśīlam'mahirēmaṭha.	3128	165 3	1.23
	Kaḍlēraśivappabincannabasappa	3129	165 4	0.12
	cauḍappaḷavaracannagaḍabinhanumantappa	3130	165 5	0.6
	Cauḍappaḷavaraśivamūrtappagaḍa	3131	165 6	1.6
	CHODAPPALAVARMALKAPPABINBASAVANEPPA	3132	165 7	0.3
	KADLERSHEKAPPABINCHANNABASAPPA	3133	165 8	0.45
	KADLERSHEKAPPABINCHANNABASAPPA	3134	165 9	0.55
	ham'magisōmavva	3135	166 1	0.8
	guṇḍappaḷavarasāvakkakōmnāgappa	3136	166 10	0.18
	jōgēraṣaṇmukhappabinsiddappauppaśivappa	3137	166 11	0.23
	jōgēraīrappabinphakkīrappa	3138	166 12	0.23
	karigāraīrappabinhanumantappa	3139	166 13	0.95
	Kōṇanavaraminnavvakōmguḍḍappa	3140	166 2	0.18
	hoṭṭigauḍrarāmanagaḍa	3141	166 3	1.3
	hoṭṭigauḍaramallanagaḍa	3142	166 4	1.3
	karigāramallēśappabinhanumantappa	3143	166 5	1.45
	karigārakariyappa	3144	166 6	1.45
	karigāraīrappabinhanumantappa	3145	166 7	0.5
	karigārabīrappa	3146	166 8	1.45
	karjagihanumavvakōmniṅgappa	3147	166 9	0.18
	hullattirāmappa	3148	167 1+2	0.4

MICROCODE	NameofFarmer	Farmer Code	SurveyNo	
	cauḍappaḷavaraniṅanagaḷa	3149	1671+2	3
	hullattiḥanumantappa	3150	1671+2	1.21
	hullattiguruṣāntappa	3151	1671+2	0.4
	GADIGEPPACHOU DAPPALAVAR	3152	1671+2ḍ	1.6
	Basavantappaurphabasanagaḷacaḷappaḷavara.	3153	167	3 1.88
	Kaḍūracinnavva	3154	168	1 2.43
	cauḍappaḷavaracandrappabiniṣivarudrappa	3155	168	2 1.8
	cauḍappaḷavarahē mavvakōṅgadigeppa	3156	168	3 1.8
	cauḍappaḷavaraśoka	3157	168	4 1.86
	cauḍappaḷavararamaliyappa	3158	168	5 1.86
	hosamaniguruṣāntappa	3159	169	1 0.8
	hosamanipravirābingadigeppa	3160	169	10 0.52
	hosamanicandrappa	3161	169	2 0.81
	hosamanikumārābingadigeppa	3162	169	3 0.4
	hosamaniaśoka	3163	169	4 0.9
	Hoṭṭigaḍṛabharāmagauḍa	3164	169	5 1
	hoṭṭigaḍṛacanābasanagaḷa	3165	169	6 0.99
	hosamanimaliyappa	3166	169	7 1.15
	hosamanikarabasappa	3167	169	8 0.81
	hosamanigadigeppabinbasappa	3168	169	9 0.51

kannāḷaurphahosamaniujjappa	3169	1703	೨+3೩	0.52
kannāḷaurphahosamaniguruśāntappa	3170	1703	೨+3೩	0.61
kannāḷaurphahosamanihuccappa	3171	1703	೨+3೩	0.55
cauḍappaḷavarahanumantappa	3172	170	1	2.44
cauḍappaḷavaradēvindrappa	3173	170	2	0.38
kannāḷaurphahosamanigaṅgādhara	3174	1703	೨+3೩	0.52
cauppaḷavarahanumantappa	3175	170	4	1.16
Cauḍappaḷavarajagadīśa	3176	170	5	0.39
lalitāmāsaṅgi.	3177	170	6	0.39
Hosamanicanabasappa	3178	171	1	2.4
guruśāntappaśiḍēnūraurpahorakēri.	3179	171	2	0.91
Hosamanikarabasappa	3180	171	3	2
hosamanikarabasappa	3181	171	4	1.43
hosamanināgappa	3182	171	5	0.57
surēśaśiḍēnūraurpahorakēri.	3183	171	6	0.8
CHOU DAPPALAVARSHEKARGOUDA	3184	1723	೨	0.38
Cauḍappaḷavaralōkanagaḍa	3185	1723	೩	0.35
cauḍappaḷavaralekkavva	3186	1725	೩	0.71
cauḍappaḷavaragadippagaḍa	3187	172	1	0.33

MICROCODE	NameofFarmer	Farmer Code	SurveyNo	Area (Ha)	
	cauḍappaḷavaravīrabasavvakōmrāmanagaḍa	3188	172	1	0.66
	bharamagaḍahosamani.	3189	172	2	0.54
	Cauḍappaḷavaraśēkhanagaḍa	3190	172	3	0.38
	cauḍappaḷavarakarabasappabinhanumantappa	3191	172	3	0.47
	cauḍappaḷavaragaṅgappa	3192	172	4	1.31
	pāṭīlaśīdliṅgappa	3193	172	5	0.65
	cauḍappaḷavaralōkanagaḍa	3194	173	4	2.02
	cauḍappaḷavaragadiḡepḡagaḍa	3195	173	1	0.36
	Cauḍappaḷavaravīrabasavvakōmrāmanagaḍa	3196	173	1	0.73
	nāganagaḍatandabasappacauḍappaḷavara	3197	173	2	0.4
	cauḍappaḷavaramaliyappa	3198	173	3	0.42
	cauḍappaḷavaraśēkhanagaḍa	3199	173	4	1.09
	cauḍappaḷavaraśēkhanagaḍa	3200	173	4	0.96
	cauḍappaḷavaracandrappatandēśivarudrappa	3201	173	5	0.39
	nāganagaḍabasappa.Cauḍappaḷavara..	3202	173	6	0.39
	Cauḍappaḷavaraprēmīlam'ma	3203	173	7	0.42
	cauḍappaḷavaramaliyappa	3204	174	1	1.6
	cauḍappaḷavaraśēkhanagaḍa	3205	174	2	4.58
	hoṭṭiḡaḍraakkam'makōmlakṡmaṅa	3206	174	3	0.49
	cauḍappaḷavaraśēkhanagaḍa	3207	174	4	1.6
	hoṭṭiḡaḍrarāmappabinpuṭṭappa	3208	174	5	0.49
	Horakērikarabasappa	3209	175	1	1.16
	kadlēraphakkīrappa	3210	175	2+4	2.4
	horakērikarabasappa	3211	175	5	0.82
	cauḍappaḷavarānāḡappaurphanāganagaḍa	3212	175	5	0.42
	cauḍappaḷavarānāḡappaurphanāganagaḍa	3213	175	6	2.28
	cannagaḍraurphadūḷamaradakumāra	3214	176	1	2.03
	ānavērimallappa	3215	176	2	0.65
	sāradaparamēśappa	3216	176	3	1.29
	ḡoḷḷimaradaurphasāradacanabasappa	3217	176	4	1.15
	nāḡappaurphanāganagaḍa.Tandebasappa.Cauḍappaḷavara..				0.246
	Cauḍappaḷaravamalkappabinbasavaṅēḡpa				0.246
	Sāradanāḡappa	3220	176	6	1.29
	nandihalliprēmavva	3221	176	7	0.65
	ānavēriguruśāntappa	3222	176	8	0.65
	cauḍappaḷavaraguruśāntappa	3223	177	1	0.59
	cauḍappaḷavaragadiḡepḡagaḍa	3224	177	2	0.46
	cauḍappaḷavaravīrabasavvakōmrāmanagaḍa	3225	177	2	0.93
	cauḍappaḷavarakannagaḍa	3226	177	3	1.52

MICROCODE	NameofFarmer	Farmer Code	SurveyNo	Area (Ha)	
	cauḍappalavaraśivanagaḍa	3227	177	3	0.2
	pāṭīlaśidliṅgappa	3228	177	4	2.85
	cauḍappalavaraśivamāteppagaḍa	3229	177	5	0.45
	cauḍappalavaraujjappabinbasavaṅṅeppa	3230	177	6	0.45
	cauḍappalavaracanabasappabinbasavaṅṅeppa	3231	177	7	0.45
	muddappalavaraurpabaṅakārabasavarāja	3232	178	1	0.46
	pāṭīlanāganagaḍabinmaḷiśāntagaḍa	3233	178	2	0.8
	kuṭṭūraānandappa	3234	179	1	0.59
	kuṭṭuramaḷiyappa	3235	179	2	0.5
	kuṭṭūraānandappa	3236	180	*	0.4
	Pāṭīlaajjappagaḍa	3237	182	1	0.3
	kannagaḍraguruśāntappa	3238	182	2	0.23
	cauḍappalavaramaḷiśāntappa	3239	183	1	0.13
	horakēriguruśāntappa	3240	184	1	0.21
	horakēriguruśāntappa	3241	184	2+3	0.29
	horakēribhīmappa	3242	184	11	0.56
	horakērigadigeppa	3243	184	12	0.6
	horakērigadigeppa	3244	184	2+3	0.7
	Horakērihanumantappa	3245	184	2+3	0.57
	horakērināgappa	3246	184	4	1.44
	horakērilalitā	3247	184	5	1.6
	horakēribhīmappa	3248	184	6	0.32
	horakērihanumantappa	3249	184	6	0.16
	horakērigadigeppa	3250	184	7+8	0.52
	horakērigururāja	3251	184	7+8	0.64
	horakērigadigeppa	3252	184	9+10	0.57
	Śaṅkrīkoppakumāra	3253	185	*	1
	horakērigadigeppa	3254	186	*	0.3
	cauḍappalavaragaḍippagaḍa	3255	187	*	0.14
	cauḍappalavaravīrabasavvakōmrāmanagaḍa	3256	187	*	0.28
	saṅkappaḷavararamēśa	3257	188	1	0.4
	saṅkappaḷavarahanumagaḍa	3258	188	2	0.35
	pāṭīlaajjappagaḍa	3259	189	*	0.65
	sāradahonnavva	3260	190	1	0.12
	sāradasōmanagaḍa	3261	190	2	0.16
	sāradahonnavva	3262	190	3	0.18
	doḍḍakannagaḍravijayabinmuraḍappa	3263	191	*	0.56
	Doḍḍakannagaḍravijayabinmuraḍappa	3264	192	*	0.49
	karaḍimaliyappa	3265	193	*	0.44

MICROCODE	NameofFarmer	Farmer Code	SurveyNo		Area (Ha)
	sāradahonnavva	3266	194	1+2+3	1.06
	karaḍimaliyappa	3267	194	4	0.16
	karaḍimaliyappa	3268	194	6	0.15
	Hanumagaḍaśaṅkrappaṛpaśaṅkaragaḍaśarādaṛpaḍoḷḷamarada	3269	194	7	0.16
	hanumagaḍaśaṅkrappaṛpaśaṅkaragaḍaśarādaṛpaḍoḷḷamarada	3270	194	8	0.2
	ujjappaḷavarahēmappabinhanumantappa	3271	195	1ṣ	0.56
	ujjappaḷavarānāgarāja	3272	195	1ḡ	0.56
	ujjappaḷavaracannabasavvakōṅguruśāntappa	3273	195	1ḙ	0.56
	ujjappaḷavarabasavantappa	3274	195	2	0.6
	caḍappaḷavaraguruśāntappabinpuṭṭanagaḍa	3275	195	3	0.47
	ujjappaḷavaramaṅappa	3276	195	4	0.68
	ujjappaḷavaracannappa	3277	195	5	0.2
	ujjappaḷavarakaraliṅappa	3278	195	6	0.2
	Ujjappaḷavaramahādēvappa	3279	195	7	0.2
	kannagaḍṛabasanagaḍa	3280	196	2ḙ	0.65
	hoṭṭigaḍṛarāmanagaḍa	3281	196	3ḙ	0.4
	hoṭṭigaḍṛabasaṁma	3282	196	3ḙ	1.02
	hoṭṭigaḍṛasaṅṅagaḍa	3283	196	3ḡ	1.09
	caḍappaḷavaramuraḍappa	3284	196	5ḙ	0.3
	caḍappaḷavaraguruśāntappabinpuṭṭanagaḍa	3285	196	5ḡ	1.13
	hoṭṭigaḍṛanāgappa	3286	196	1	0.2
	hoṭṭigaḍṛavīrabhadrappa	3287	196	1	0.2
	hoṭṭigaḍṛaśaṅkrappa	3288	196	1	0.2
	doḍḍakannagaḍṛamahēśappa	3289	196	2ṣ	1.46
	muddappaḷavarabasavarāja	3290	196	2ḡ	0.78
	hoṭṭigaḍṛamaṅṅanagaḍa	3291	196	3ḙ	0.62
	hoṭṭigaḍṛasaṅṅagaḍa	3292	196	4A	0.77
	caḍappaḷavaramuraḍappa	3293	196	4A	0.78
	kannagaḍṛasuṭṭilā	3294	196	4ḡ	0.79
	caḍappaḷavaramuraḍappa	3295	196	5ḙ	0.3
	Caḍappaḷavaraguruśāntappabinpuṭṭanagaḍa	3296	196	5ḡ	1.13
	mādarahonnavva	3297	200	4	0.4
	bārkihanumantappabinbasappa	3298	201	1	0.5
	māsaṅagiguruśāntappa	3299	201	2ḙ	1.5
	māsaṅagimūkappa	3300	201	2ḙ	1.12
	māsaṅagimūkappa	3301	201	2ḙ	1.5
	Māsaṅagisaṭṭīśa	3302	201	3	0.9
	bārkināgappabinbasappa	3303	201	5	1.01
	masaṅagināgarājabinmūkappa	3304	201	6	1.05



MICROCODE	Nameoffarmer	Farmer Code		SurveyNo	Are
	masanagināgarājabinmūkappa	3305	201	7	0.22
	māsanagikaruṅākarabinmūkappa	3306	201	8	1.18
	bārkīnāgappabinbasappa	3307	201	9	0.19
	bārkīrāghavēndrabincandrappa	3308	201		0.13
	śētasānadisaiyadali	3309	202	1	0.8
	śētasānadisapurābī	3310	203	1	0.6
	śētasānadisaiyadali	3311	203	1	0.13
	śētasānadīcamanasāba	3312	203	2	1.43
	bārkīrāghavēndrabincandrappa	3313	204		0.77
	Māsanagijagadīśa	3314	204		1.54
	muddappaḷavaraūrphabaṅakāramalakappa	3315	204		0.88
	Muddappaḷavaraūrphabaṅakāraguruśāntappa	3316	204		0.88
	māsanagijagadīśa	3317	204		1.54
	muddappaḷavaraūrphabaṅakāraguruśāntappa	3318	204		0.88
	muddappaḷavaragadigeppa	3319	204	2	0.65
	muddappaḷavarapuṭṭappa	3320	204	2	0.66
	muddappaḷavaraśyāmalākōmbasavaṅgeppa	3321	204	2	1.31
	kṣavaradaūrphakāyakadamaṅappa	3322	205		0.82
	cannagaḍḍaramaḷīśāntagaḍḍabinbasanagaḍḍa	3323	205	1	1.75
	muddappaḷavaragadigeppa	3324	205	2	0.38
	muddappaḷavarapuṭṭappa	3325	205	2	0.39
	Muddappaḷavaraśyāmalākōmbasavaṅgeppa	3326	205	2	0.77
	kṣavaradaūrphakāyakadamalakappa	3327	205		0.62
	hanumantappakuravatti..	3328	205	4	0.2
	Cannagaḍḍarakaribasam'makōmrāmanagaḍḍa	3329	205	5	1.65
	gōraṅṭṭigiriyaḅva	3330	206	1	1.91
	cannagaḍḍa.Tandeśāṅkrappaūrphaśāṅkaragaḍḍa.Sāradaūrphaḍḍoḷḷam	3331	206	2	2.1
	Nēkārasarasvatikōmīcandrappa	3332	206	3	1
	kuṭṭūrahāḷḷappa	3333	206	4	2.14
	śāṅkrappatandekoṭṭrappanēkāra.	3334	206	5	1
	Bārkīnāgappabinbasappa	3335	207		1.34
	bārkīśivappabinnāgappa	3336	207		0.79
	nāgam'makōmbhīmappabārki..	3337	207		0.99
	Hālivāṅadacikrappabinhonnappa	3338	207		1.3
	sāradamaḷiyappa	3339	207		2
	Doḍḍapuṭṭappaḷavaraguruśāntappabincannappa	3340	207		1.83
	doḍḍapuṭṭappaḷavarajyōti	3341	207		1.8
	bārkīphakkīrappabinnāgappa	3342	207	3	0.79

MICROCODE	NameofFarmer	Farmer Code	SurveyNo		Area (Ha)
	muddem'manavarasumākōmbasanagaḍa	3343	208	1+2	1.59
	hoṭṭigaḍḍraṭṭaṇṇa	3344	208	1+2	0.53
	karēgaḍḍarasāntavva	3345	208	1+2	1.15
	hanumappatandebharamappabārki..	3346	208	1+2	1.18
	Sāradamaliyappa	3347	208	1+2	3.07
	hoṭṭigaḍḍraṭṭaṇṇa	3348	208	1+2	1.13
	muddappaḷavaracanabasavva	3349	211	4e	0.79
	Cannagaḍḍraprakāśabincannagaḍa	3350	211	1	0.94
	cannagaḍḍrarāmanagaḍabinliṅganagaḍa	3351	211	2	0.54
	cannagaḍḍracannabasanagaḍabinśivanagaḍa	3352	211	3	0.6
	muddappaḷavarānāgarājabinukkundappa	3353	211	4e	0.39
	cannagaḍḍrarāmanagaḍabinliṅganagaḍa	3354	211	5	1.43
	cannagaḍḍrasanagaḍabinbasanagaḍa	3355	211	6	1.17
	cannagaḍḍrasaṇṇagaḍabinbasanagaḍa	3356	211	7	0.8
	muddappaḷavaragaḍigeppabinukkundappa	3357	211	8	0.39
	kāyakadaguruśāntappa	3358	212	1e	0.42
	karabasapparēvaṇeppakāyakada	3359	212	1e	0.43
	kāyakadarēvanappa	3360	212	1e	0.42
	Kāyakadaśivappa	3361	212	1e	0.42
	kāyakadajaṭṭappa	3362	212	1e	0.42
	kāyakadaḍḍappa	3363	212	1e	2.11
	muddem'manavaragaḥgavvakōmrāmanagaḍa	3364	212	2	0.57
	cannagaḍḍramadhukara	3365	212	2	0.6
	muddem'manavaragaḥgavvakōmrāmanagaḍa	3366	212	2	0.53
	muddem'manavaragaḥgavvakōmrāmanagaḍa	3367	212	2	0.4
	muddem'manavarabasanagaḍa	3368	212	2	0.3
	muddem'manavaramaṭṭappa	3369	212	2	0.4
	muddem'manavarakumārabinśivanagaḍa	3370	212	2	0.55
	muddem'manavaraniṅganagaḍabinśivanagaḍa	3371	212	3	0.55
	kannagaḍḍraānandappabinśivanagaḍa	3372	213	1e	0.33
	koḷḷiśiddappa	3373	213	1e	0.54
	Kannagaḍḍraānandappabinśivanagaḍa	3374	213	1e	0.27
	kannagaḍḍragadigeppagaḍabinśivanagaḍa	3375	213	1e	0.66
	hālivāṇadabasavarājabinhonnappa	3376	213	1e	0.3
	koḷḷiśiddappa	3377	213	1e	0.54
	bārkibharamappa	3378	213	2	0.56
	bārkihanumantappa	3379	213	2	0.56
	bārkibasavva	3380	213	2	0.54

MICROCODE	NameofFarmer	Farmer Code	SurveyNo		Area (Ha)
	bārkiyallappa	3381	213	2	0.55
	ujjappaḷavaramaḷappa	3382	213	3	0.99
	ujjappaḷavaraśivānandappa	3383	213	4	0.6
	ujjappaḷavaragadigeppa	3384	213	4	0.59
	hālivānadānāgarājabinhonnappa	3385	213	6	0.3
	koḷḷēraśivakka	3386	214	2᳚	0.93
	muddem'manavarasambuliṅgappa	3387	214	1	2.3
	koḷḷērabasappa	3388	214	2᳚	0.97
	Koḷḷērabasappa	3389	214	2᳚	0.97
	kicaḍisāvavvakōṃjayappa	3390	214	2᳚+2᳚	1.6
	bārkibharamappabinnāgappa	3391	214	2᳚+2᳚	1.75
	Koḷḷinilavva	3392	214	2᳚	1.29
	kumbāralakṣmappabinbhīmappa	3393	215	3᳚	1.63
	kumbāralakṣmappabinbhīmappa	3394	215	3᳚	0.97
	hoṭṭigauḍraguruśāntappa	3395	215	1᳚	0.44
	muddem'manavarabasanagaḍa	3396	215	1᳚	1.78
	piṅṅārabuḍānasāba	3397	215	2	1.34
	koḷḷērabasappabinbharamappa	3398	215	4᳚	0.2
	basavarājatandenḷakanṭhappadēvaraguḍa.	3399	215	4᳚	0.58
	Śāntavvakōḷḷēra.	3400	215	5	0.84
	Muddappaḷavarakamalavvakōṃbasavarājappa	3401	215	6	0.44
	piṅṅāradoḍḍabuḍānasāba	3402	215	7	1.34
	piṅṅāradoḍḍabuḍānasāba	3403	215	7	1.34
	Koḷḷēraśivappabinbharamappa	3404	215	8	0.34
	rēvaṅasiddappakōḷḷēra.	3405	215	9	0.6
	Bārkikāntēśa	3406	216	1᳚	0.51
	bārkiparasappabinbharamappa	3407	216	1᳚	0.5
	śēkhappatandenāgappabārki.	3408	216	10	0.2
	Bārkirāghavēndrabincandrappa	3409	216	11	0.54
	bārkiśēkhappabinnāgappa	3410	216	12	0.52
	bārkihanumantappabinbasappa	3412	216	2	0.39
	bārkirāghavēndrabincandrappa	3413	216	3	0.74
	bārakērahanamappa	3414	216	4	0.55
	bārkiabasappa	3415	216	5	0.71
	hanumappabārki.	3416	216	6	0.4
	Bārkitirakappabinnāgappa	3417	216	7	0.54
	hanumappabārki.	3418	216	8	0.11
	Bārkitirakappabinnāgappa	3419	216	9	0.19

MICROCODE	NameofFarmer	Farmer Code	SurveyNo		Area (Ha)
	maḷēmaṭhanandeppayya	3420	217	2೉	0.36
	maḷēmaṭhaśēkharayya	3421	217	2೧	0.27
	maḷēmaṭhaniṅgayya	3422	217	1	0.77
	maḷēmaṭhagurusāntayya	3423	217	4	0.5
	maḷīmaṭhahēmayya	3424	217	6	0.4
	maḷīmaṭhahēmayyabinmahādēvayya	3425	217	7	0.67
	aṅgaḍicandrappa	3426	218	1	0.9
	<b>hullattirudrappa</b>	3427	218	11	0.6
	Muddem'manavaraśambhuliṅgappa	3428	218	12	0.56
	<b>ujjappaḷavaraśivānandappa</b>	3429	218	2	0.2
	<b>ujjappaḷavaragadigeppa</b>	3430	218	3	0.2
	aṅgaḍigaṅgādharrappa	3431	218	4	1.1
	aṅgaḍimalkappa	3432	218	5	0.54
	<b>hullattirudrappa</b>	3433	218	6	0.66
	aṅgaḍikumāra	3434	218	7	0.78
	aṅgaḍīśambhuliṅgappa	3435	218	8	0.99
	<b>basappatandebharamappabārki.</b>	3436	218	9	1.8
	<b>Basappatandebharamappabārki.</b>	3437	218	9	1.8
	<b>Ujjappaḷavarahēmappabinhanumantappa</b>	3438	219	1೉	0.73
	<b>ujjappaḷavarānāgarāja</b>	3439	219	1೧	1.35
	<b>ujjappaḷavarakuruvatteppabinśaṅkrappa</b>	3440	219	2೉	0.16
	<b>Ujjappaḷavarahēmappabinhanumantappa</b>	3441	219	1೉	0.73
	ujjappanavaraujjappa	3442	219	2೉	1.34
	ujjappaḷavaragurusāntavva	3443	219	2೉	1.22
	ujjappaḷavaramaliśāntappa	3444	219	2೧	1.2
	<b>ujjappaḷavaracannabasavvakōṃgurusāntappa</b>	3445	219	3	0.81
	<b>ujjappaḷavaracannabasavvakōṃgurusāntappa</b>	3446	219	4	0.55
	ujjappaḷavaramallēśappabinhanumantappa	3447	219	5	0.6
	saṅkaṅṅanavararatnavva	3448	220	3೪	0.4
	ujjappaḷavaranamantappa	3449	220	1	1.15
	kaḍlērāmādēvappabinniṅgappa	3450	220	2೧	1.21
	<b>muddem'manavarabasanagaḍa</b>	3451	220	3	1.22
	hoṭṭigaudraparamēśvarappa	3452	220	3೪	1.66
	Kaḍlērabharamavvakōṃniṅgappa	3453	220	3೪x-2	0.39
	<b>muddem'manavarakumārabinśivanagaḍa</b>	3454	220	3೪	0.53
	muddem'manavarahonnava	3455	220	3೪	0.4
	<b>muddem'manavarabasanagaḍa</b>	3456	220	3೪	0.6
	muddem'manavaraguranagaḍa	3457	220	3೪	0.21

MICROCODE	NameofFarmer	Farmer Code	SurveyNo	Area (Ha)
	muddem'manavaramajappa	3458	220 3೩	0.6
	muddappaļavarasuļilavva	3459	220 3೩	0.4
	muddem'manavaraniņganagaḁabinļivanagaḁa	3460	220 4	0.54
	cannagaḁracannagaḁa	3461	221 1	1.1
	cannagaḁraruḁpākōmaļōka	3462	221 2	0.88
	cannagaḁrahanumagaḁabinļivanagaḁa	3463	221 3೩+6	1.23
	cannagaḁrakaribasam'makōmrāmanagaḁa	3464	221 3೩+6	1.39
	Muddem'manavaramallanagaḁa	3465	221 3೩	2.48
	cannagaḁraļivanagaḁa	3466	221 4	0.64
	cannagaḁrarāmanagaḁabinliņganagaḁa	3467	221 5	0.5
	cannagaḁrarāmanagaḁabinliņganagaḁa	3468	221 7	2.03
	tippagaḁḁiūrphamuddappaļavaracannagaḁra	3469	221 8	0.48
	cannagaḁraprakāļabincannagaḁa	3470	221 9	0.4
	taļavāraakarabasavvakōmhavaļeppa	3471	222 1	0.52
	hanumantappahonnappataļavāra.	3472	222 10	0.92
	Taļavārakariyappatippanna	3473	222 2	0.31
	doḁḁamanihanamappa	3474	222 3	1.51
	hoḁḁigaḁracandraḁaḁabinbaļanagaḁa	3475	222 4	2.16
	cannappauijappaļavara.	3476	222 5	0.82
	Gadiḁeppatandeguruļāntappauijappaļavara.	3477	222 6	0.78
	Taļavāragōvindappa	3478	222 7	0.8
	hoḁḁigaḁramallavva	3479	222 8	0.18
	hoḁḁigaḁramallavva	3480	222 9	2.4
	taļavārahanamappa	3481	223 2೩	0.64
	cannagaḁracannagaḁabinliņganagaḁa	3482	223 1	1.6
	uijappaļavarakuruvatteppabinļānkrappa	3483	223 3+2೩	1.06
	uijappaļavarabasavantappa	3484	223 3+2೩	1.2
	hoḁḁigaḁraguruļāntappabinpuḁḁappa	3485	223 4	0.55
	Hoḁḁigaḁraniņgappabinpuḁḁappa	3486	223 5	0.55
	hoḁḁigaḁragadiḁeppabinpuḁḁappa	3487	223 6	0.55
	ļanmukhappa.Tandeparamēļvarappa.Hoḁḁigaḁra..	3488	224 1೩	0.83
	Hoḁḁigaḁrairavva	3489	224 1೩	0.82
	hoḁḁigaḁrapāram'ma	3490	224 1೩	0.82
	hoḁḁigaḁrasuļilavva	3491	224 1೩	0.83
	hoḁḁigaḁraakkam'makōmlakļmaņa	3492	224 2	0.93
	hoḁḁigaḁrarāmappatandepuḁḁappa	3493	224 3	0.93
	Hoḁḁigaḁraļānkrappa	3494	225 *	1.65
	saḁiūrphahoḁḁigaḁraļāmbhu	3495	226 *	0.81

MICROCODE	NameofFarmer	Farmer Code	SurveyNo		Area (Ha)
	hullattirāmappa	3496	227	*	0.44
	hullattihanumantappa	3497	228	1	0.44
	hullattibasappa	3498	228	2	0.44
	hullattigurusāntappa	3499	228	3	0.44
	hullattigadigevva	3500	228	4	0.44
	sātiurpahottigauḍraśivakkakōmbharamagaḍa	3501	229	*	1.53
	hoṭṭigauḍranāgavvakōmrāmanagaḍa	3502	230	*	1.56
	hoṭṭigauḍrahanumagaḍa	3503	231	*	1.09
	hoṭṭigauḍrahanumagaḍa	3504	232	*	0.17
	hoṭṭigauḍranāgavvakōmrāmanagaḍa	3505	233	1	0.88
	Hullattirudrappa	3506	233	2	0.22
	hoṭṭigauḍrahanumagaḍa	3507	234	*	0.66
	sātiurpahottigauḍraśambhu	3508	235	*	0.63
	hullattibasappa	3509	236	*	1.86
	sātiurpahottigauḍramaliśāntagaḍa	3510	237	*	1.16
	hoṭṭigauḍramahadēvappabinbasanagaḍa	3511	238	*	1.8
	hoṭṭigauḍrairavva	3512	239	2Ḅ	0.36
	hoṭṭigauḍracandragaḍa	3513	239	2ḅ	0.36
	hoṭṭigauḍrapāram'ma	3514	239	2Ḇ	0.38
	ṣaṇmukhappa.Tandeparameśvarappa.Hoṭṭigauḍra..	3515	239	2ḇ	0.36
	Sātiurpahottigauḍramaliśāntagaḍa	3516	240	1	0.48
	hoṭṭigauḍranāgavvakōmrāmanagaḍa	3517	240	3	0.18
	hoṭṭigauḍrasaṅgamēśabincanabasanagaḍa	3518	240	4ḅ	0.73
	Hoṭṭigauḍrabharamagaḍa	3519	240	4Ḇ	0.73
	hoṭṭigauḍraśaṅkrappa	3520	240	5	0.17
	hoṭṭigauḍrapāram'ma	3521	240	6ḇ	0.13
	hoṭṭigauḍrasaṅgamēśa	3522	240	7	0.15
	hoṭṭigauḍrabharamagaḍabinbasanagaḍa	3523	240	8	0.15
	mādaraurphahalagērimallappa	3524	241	1ḇ	0.24
	halagēriurphamādaraniḷavvakōmmailappa	3525	241	2	0.43
	mādigēraurphahalagēranilappa	3526	241	3	0.29
	mādaraurpahahalagērimailappa	3527	241	5	1.45
	mādarahonnappa	3528	242	10ḅ	0.17
	mādarabasappa	3529	242	10Ḇ	0.17
	mādarabasappa	3530	242	5+6ḇ	0.44
	mādarabasappa	3531	242	7+8ḅ	0.47
	Mādarahonnappa	3532	242	1	0.16
	taḷagērimādaramalla	3533	242	11	0.12

MICROCODE	NameofFarmer	Farmer Code	SurveyNo		Area (Ha)
	talagērimādaramallappa	3534	242	2	0.16
	mādaracauḍappa	3535	242	3	0.2
	talagērimādaramallappa	3536	242	4	0.17
	mādarahonnappa	3537	242	5+6A	0.33
	mādarahonnappa	3538	242	7+8B	0.32
	talagērimādaramallappa	3539	242	9	0.38
	mādaraniḷappa	3540	243	*	1
	taḷavārahanumantappa	3541	244	10 <sup>9</sup>	0.12
	taḷavārakannappabinbharamappa	3542	244	10 <sup>9</sup>	0.17
	taḷavārahonnappa	3543	244	4 <sup>2</sup>	0.38
	muddem'manavaraśambuliṅgappa	3544	244	6 <sup>9</sup> +6 <sup>0</sup>	0.42
	Hotṭigauḍragurusāntappa	3545	244	8 <sup>9</sup>	0.57
	hotṭigauḍragurusāntappa	3546	244	8 <sup>2</sup>	0.36
	cannagauḍracannagauḍabinliṅganagauḍa	3547	244	1	0.74
	hotṭigauḍragurusāntappa	3548	244	11	0.72
	hotṭigauḍragurusāntappa	3549	244	12	0.36
	hotṭigauḍragurusāntappa	3550	244	13	0.32

MICROCODE	Name of Farmer	Farmer Code		Survey No		Area(Ha)
	ujjappa avaraśekhappa	3551	2442+3+4A	1.71		
	muddem'manavaraśambuliᅅgappa	3552	244 5	0.47		
	muddem'manavaraśambuliᅅgappa	3553	2446ᅅ+6ᅅ	0.42		
	taᅅavāarakamaᅅaᅅma	3554	244 7	0.5		
	hoᅅᅅigaᅅdraᅅguruśāᅅtappa	3555	2448ᅅ	0.57		
	Hoᅅᅅigaᅅdraᅅguruśāᅅtappa	3556	2448ᅅ	0.36		
	hoᅅᅅigaᅅdraᅅguruśāᅅtappa	3557	244 9	0.26		
	baᅅakāramōhaᅅakumaᅅraᅅbiᅅguruśāᅅtappa	3558	2451ᅅ	0.57		
	hāᅅliᅅvāᅅᅅadanāᅅgappa	3559	2451ᅅ	0.67		
	ujjappa avarakuruᅅatteppa	3560	2452ᅅ+2ᅅ	0.13		
	ujjappa avarabaᅅavantaᅅpa	3561	2452ᅅ+2ᅅ	0.12		
	ujjappaᅅavarabaᅅtaᅅpa	3562	2452ᅅ+2ᅅ	0.13		
	raᅅeśabaᅅakāra.	3563	2453ᅅ+5+	1.33		
	Pāᅅᅅilaᅅcannaᅅauᅅa	3564	2454ᅅ	0.34		
	kaᅅriᅅāraᅅbᅅraᅅpa	3565	2457ᅅ	0.21		
	hoᅅᅅigaᅅdraᅅurphaᅅpāᅅᅅilaᅅgaᅅᅅāᅅdhara	3566	2452ᅅ+2ᅅ	0.81		
	ujjappa avarabaᅅavantaᅅpa	3567	2452ᅅ+2ᅅ	0.12		
	maᅅᅅappa.ᅅaᅅdeᅅiddappa.Muddem'manavara..	3568	24536+5+6	1.25		
	Pāᅅᅅilaᅅcannaᅅauᅅa	3569	2454ᅅ+4ᅅ	0.98		
	muddem'manavaraśᅅdhara	3570	2461ᅅ	1.29		



muddem'manavaraśivappa	3571	2461		1.32
muddem'manavaraparvatagauḍa	3572	2463	1	1
muddem'manavaraśaṅkram'ma	3573	2463	2	1
muddem'manavarasatīśa	3574	2463	3	1.02
Muddem'manavaraujanēśibinśidliṅgappa	3575	246	2	0.96
muddem'manavaraudayakumāra	3576	2463		3.21
muddem'manavaraudayakumāra	3577	2463		3.21
muddem'manavarabasavarājabinśidliṅgappa	3578	246	4	0.96
baṅakāramōhanakumārabingurusāntappa	3579	246	5	1.23
kambaḷināgappa	3580	2541		1.67
kambaḷiajjappabinbīrappa	3581	2541		0.22
kambaḷibīrappa	3582	254	2	1.01
kambaḷirāmappa	3583	254	2	1.01
muddem'manavarabasanagauḍa	3584	254	2	1.2
Kambaḷināgappa	3585	254	5	0.42
kambaḷihanumantappabinbīrappa	3586	254	6	0.42
kambaḷināgappabinbīrappa	3587	254	7	0.2
kambaḷiniṅgappabinbīrappa	3588	254	8	0.41

#### 4. Net Planning and Project Activities

Rsinlakhs

#### [Chapter-IV] 4.3 Baseline Data - Details of Existing Soil Moisture Conservation and Water Harvesting Activities

Village Name	Survey No.	Activity Type:	Activity Name:	Unit	Per Unit Runoff Stored (TCM)	Existing No. of structures	Latitude (Degree-Min-Sec)	Longitude (Degree-Min-Sec)	Is In Used (Yes/No)	Program Name	Year of Construction (YYYY-YY)
Joisaraharahalli	216	Water Harvesting Activities	Farm Pond	1	0.7	1	14.581	75.539	Yes	NREGA	2015-16
	208		Farm Pond	1	0.7	1	14.573	75.538	Yes	NREGA	2015-17
	254		Farm Pond	1	0.7	1	14.590	75.540	Yes	NREGA	2015-18
	89		Open Well	1	0.4	1	14.587	75.55	Yes	Old	1940-41
	102		Open Well	1	0.4	1	14.585	75.556	Yes	Old	1940-41
Total					2.9						

4.NetPlanningandProjectactivities

Rsinlakhs

[Chapter-IV]4.4DetailsofProposedSoilMoistureConservationandWaterHarvestingActivities

Joisarahalli4D4C5T1a

VillageName	Farmer Code	FarmerName	Aadhar CardNo	Survey Number	RateType(Manually /Machine ry)	ActivityType(SoilMoistureCo nservationActivity/Water HarvestingActivity)	ActivityName	Unit	UnitCost( InLakhs.)	Proposed Quantity	Latitude( Deg-Min- Sec)	Longitude (Deg-Min- Sec)	TotalCost (InLacs)	Site Photo
Joisarahalli 4D4C5T1a	3114	mahēśappatandehanumappauphahanumantap		156 22	Machinery	SoilMoistureConservation	TCB	Ha	0.04493	0.710	14.585	75.546	0.03190	
							WasteWeir	No	0.050	1			0.05000	
							Forestry	Ha	0.1525	0.300			0.04575	
							Horticulture	Ha	0.22634	0.000			0.00000	
	3115	Ham'migiurphayaligāraratnavva		156 1	Machinery	SoilMoistureConservation	TCB	Ha	0.04493	0.600	14.585	75.546	0.02696	
							WasteWeir	No	0.050	2			0.10000	
							Forestry	Ha	0.1525	0.200			0.03050	
							Horticulture	Ha	0.22634	0.000			0.00000	
	3116	benakanakonḍakumāra		156 23	Machinery	SoilMoistureConservation	TCB	Ha	0.04493	0.770	14.585	75.546	0.03460	
							WasteWeir	No	0.050	2			0.10000	
							Forestry	Ha	0.1525	0.200			0.03050	
							Horticulture	Ha	0.22634	0.000			0.00000	
	3117	karaḍimalayappa		156 3	Machinery	SoilMoistureConservation	TCB	Ha	0.04493	3.640	14.585	75.546	0.16355	
							WasteWeir	No	0.050	2			0.10000	
							Forestry	Ha	0.1525	1.500			0.22875	
						WaterHarvestingActivity	FarmPond	No	1.041	1			1.04100	
							Horticulture	Ha	0.22634	0.000			0.00000	
	3118	cauḍappaḷavarabasavantappabingurusāntappa		156 4	Machinery	SoilMoistureConservation	TCB	Ha	0.04493	0.440	14.585	75.546	0.01977	
							WasteWeir	No	0.050	1			0.05000	
							Forestry	Ha	0.1525	0.100			0.01525	
							Horticulture	Ha	0.22634	0.000			0.00000	
	3119	saṅṅamanisōmaśēkhara		164 24	Machinery	SoilMoistureConservation	TCB	Ha	0.04493	0.800	14.585	75.546	0.03594	
							WasteWeir	No	0.050	2			0.10000	
							LRRS	No	2.5	1			2.50000	
							Forestry	Ha	0.1525	0.300			0.04575	
							Horticulture	Ha	0.22634	0.500			0.11317	
	3120	ānvērigurusāntappa		164 25	Machinery	SoilMoistureConservation	TCB	Ha	0.04493	0.600	14.585	75.546	0.02696	
							WasteWeir	No	0.050	0			0.00000	
							Forestry	Ha	0.1525	0.300			0.04575	
							Horticulture	Ha	0.22634	0.500			0.11317	
	3121	hoṭṭigaḍramallanagaḍa		164 26	Machinery	SoilMoistureConservation	TCB	Ha	0.04493	1.230	14.585	75.546	0.05526	
							WasteWeir	No	0.050	2			0.10000	
							Forestry	Ha	0.1525	0.500			0.07625	
							Horticulture	Ha	0.22634	1.000			0.22634	
	3122	ānvērimaṅṅabasappa		164 3	Machinery	SoilMoistureConservation	TCB	Ha	0.04493	1.080	14.585	75.546	0.04852	
							WasteWeir	No	0.050	2			0.10000	
							Forestry	Ha	0.1525	0.400			0.06100	
							Horticulture	Ha	0.22634	0.600			0.13580	
	3123	ānvērigurusāntappa		164 4	Machinery	SoilMoistureConservation	TCB	Ha	0.04493	0.180	14.585	75.546	0.00809	
							WasteWeir	No	0.050	2			0.10000	
							Forestry	Ha	0.1525	0.200			0.03050	
							Horticulture	Ha	0.22634	0.300			0.06790	
	3124	Kaḍlērapuṭṭappabincannabasappa		165 1	Machinery	SoilMoistureConservation	TCB	Ha	0.04493	0.550	14.585	75.546	0.02471	
							WasteWeir	No	0.050	2			0.10000	

								Forestry	Ha	0.1525	0.300			0.04575
								Horticulture	Ha	0.22634	0.500			0.11317
	3125	kaḷḷēradyaṁappabincannabasappa		165	10	Machinery	SoilMoistureConservation	TCB	Ha	0.04493	0.560	14.585	75.546	0.02516
								WasteWeir	No	0.050	2			0.10000
								Forestry	Ha	0.1525	0.200			0.03050
								Horticulture	Ha	0.22634	0.300			0.06790

VillageName	Farmer Code	FarmerName	Aadhar CardNo	Survey Number	RateType(Manually /Machine ry)	ActivityType(SoilMoistureCo nervationActivity/Water HarvestingActivity)	ActivityName	Unit	UnitCost( InLakhs.)	Proposed Quantity	Latitude( Deg-Min- Sec)	Longitude (Deg-Min- Sec)	TotalCost (InLacs)	Site Photo
	3126	caudappaļavaraajjappabinhanumantappa	165	11	Machinery	SoilMoistureConservation	TCB	Ha	0.04493	0.600	14.585	75.546	0.02696	
							WasteWeir	No	0.050	2			0.10000	
							Forestry	Ha	0.1525	0.200			0.03050	
							Horticulture	Ha	0.22634	0.300			0.06790	
	3127	horakēriguruśāntappa	165	2	Machinery	SoilMoistureConservation	TCB	Ha	0.04493	1.040	14.585	75.546	0.04673	
							WasteWeir	No	0.050	2			0.10000	
							Forestry	Ha	0.1525	0.500			0.07625	
							Horticulture	Ha	0.22634	0.800			0.18107	
	3128	suśīlam'mahirēmaṭha.	165	3	Machinery	SoilMoistureConservation	TCB	Ha	0.04493	1.230	14.585	75.546	0.05526	
							WasteWeir	No	0.050	2			0.10000	
							Forestry	Ha	0.1525	0.800			0.12200	
							Horticulture	Ha	0.22634	1.200			0.27161	
	3129	Kaḍlērāśivappabincannabasappa	165	4	Machinery	SoilMoistureConservation	TCB	Ha	0.04493	0.120	14.585	75.546	0.00539	
							WasteWeir	No	0.050	0			0.00000	
							Forestry	Ha	0.1525	0.200			0.03050	
							Horticulture	Ha	0.22634	0.300			0.06790	
	3130	caudappaļavaracannagaudabinhanumantappa	165	5	Machinery	SoilMoistureConservation	TCB	Ha	0.04493	0.600	14.585	75.546	0.02696	
							WasteWeir	No	0.050	2			0.10000	
							Forestry	Ha	0.1525	0.300			0.04575	
							Horticulture	Ha	0.22634	0.500			0.11317	
	3131	Caudappaļavaraśivamūrtappagauda	165	6	Machinery	SoilMoistureConservation	TCB	Ha	0.04493	1.600	14.585	75.546	0.07189	
							WasteWeir	No	0.050	2			0.10000	
							Forestry	Ha	0.1525	1.000			0.15250	
							Horticulture	Ha	0.22634	2.000			0.45268	
	3132	CHODAPPALAVARMALKAPPABINBASAVANEPPA	165	7	Machinery	SoilMoistureConservation	TCB	Ha	0.04493	0.300	14.585	75.546	0.01348	
							WasteWeir	No	0.050	0			0.00000	
							Forestry	Ha	0.1525	0.200			0.03050	
							Horticulture	Ha	0.22634	0.300			0.06790	
	3133	KADLERSHEKAPPABINCHANNABASAPPA	165	8	Machinery	SoilMoistureConservation	TCB	Ha	0.04493	0.450	14.585	75.546	0.02022	
							WasteWeir	No	0.050	1			0.05000	
							Forestry	Ha	0.1525	0.500			0.07625	
							Horticulture	Ha	0.22634	0.800			0.18107	
	3134	KADLERSHEKAPPABINCHANNABASAPPA	165	9	Machinery	SoilMoistureConservation	TCB	Ha	0.04493	0.550	14.585	75.546	0.02471	
							WasteWeir	No	0.050	1			0.05000	
							Forestry	Ha	0.1525	0.500			0.07625	
							Horticulture	Ha	0.22634	0.800			0.18107	
	3135	ham'magisōmavva	166	1	Machinery	SoilMoistureConservation	TCB	Ha	0.04493	0.800	14.585	75.546	0.03594	
							WasteWeir	No	0.050	1			0.05000	
							Forestry	Ha	0.1525	0.500			0.07625	
							Horticulture	Ha	0.22634	0.800			0.18107	
	3136	guṇḍappaļavarasāvakkakōmnāgappa	166	10	Machinery	SoilMoistureConservation	TCB	Ha	0.04493	0.180	14.585	75.546	0.00809	
							WasteWeir	No	0.050	2			0.10000	
							Forestry	Ha	0.1525	0.500			0.07625	
							Horticulture	Ha	0.22634	0.300			0.06790	
	3137	jōgēraśanmukhappabiniśiddappaurpaśivappa	166	11	Machinery	SoilMoistureConservation	TCB	Ha	0.04493	0.230	14.585	75.546	0.01033	
							WasteWeir	No	0.050	1			0.05000	
							Forestry	Ha	0.1525	0.200			0.03050	

							Horticulture	Ha	0.22634	0.300			0.06790
3138	jögēraīrappabinphakkīrappa		166	12	Machinery	SoilMoistureConservation	TCB	Ha	0.04493	0.230	14.585	75.546	0.01033
							WasteWeir	No	0.050	0			0.00000
							Forestry	Ha	0.1525	0.500			0.07625
							Horticulture	Ha	0.22634	0.800			0.18107

VillageName	Farmer Code	FarmerName	Aadhar CardNo	Survey Number	RateType(Manually /Machine ry)	ActivityType(SoilMoistureCo nservationActivity/Water HarvestingActivity)	ActivityName	Unit	UnitCost( InLakhs.)	Proposed Quantity	Latitude( Deg-Min- Sec)	Longitude (Deg-Min- Sec)	TotalCost (InLacs)	Site Photo
	3139	karigārairappabinhanumantappa		166	13	Machinery	SoilMoistureConservation	TCB	Ha	0.04493	0.950	14.585	75.546	0.04268
							WasteWeir	No	0.050	0				0.00000
							LRRS	No	2.5	1				2.50000
							Forestry	Ha	0.1525	0.500				0.07625
	3140	Kōnanavaraminnavakōmguḍḍappa		166	2	Machinery	SoilMoistureConservation	TCB	Ha	0.04493	0.180	14.585	75.546	0.00809
							WasteWeir	No	0.050	0				0.00000
							Forestry	Ha	0.1525	0.200				0.03050
							Horticulture	Ha	0.22634	0.300				0.06790
	3141	hoṭṭigauḍrarāmanagaḍḍa		166	3	Machinery	SoilMoistureConservation	TCB	Ha	0.04493	1.300	14.585	75.546	0.05841
							WasteWeir	No	0.050	1				0.05000
							Forestry	Ha	0.1525	0.500				0.07625
							Horticulture	Ha	0.22634	1.000				0.22634
	3142	hoṭṭigauḍaramallanagaḍḍa		166	4	Machinery	SoilMoistureConservation	TCB	Ha	0.04493	1.300	14.585	75.546	0.05841
							WasteWeir	No	0.050	1				0.05000
							LRRS	No	2.5	1				2.50000
							Forestry	Ha	0.1525	0.300				0.04575
	3143	karigāramallēśappabinhanumantappa		166	5	Machinery	SoilMoistureConservation	TCB	Ha	0.04493	1.450	14.585	75.546	0.06515
							WasteWeir	No	0.050	1				0.05000
							WaterHarvestingActivity	FarmPond	No	1.041	1			1.04100
							Forestry	Ha	0.1525	1.000				0.15250
	3144	karigārakariyappa		166	6	Machinery	SoilMoistureConservation	TCB	Ha	0.04493	1.450	14.585	75.546	0.06515
							WasteWeir	No	0.050	2				0.10000
							WaterHarvestingActivity	FarmPond	No	1.041	1			1.04100
							Forestry	Ha	0.1525	0.250				0.03813
							Horticulture	Ha	0.22634	0.300				0.06790
	3145	karigārairappabinhanumantappa		166	7	Machinery	SoilMoistureConservation	TCB	Ha	0.04493	0.500	14.585	75.546	0.02247
							WasteWeir	No	0.050	2				0.10000
							Forestry	Ha	0.1525	0.500				0.07625
							Horticulture	Ha	0.22634	1.000				0.22634
	3146	karigārabīrappa		166	8	Machinery	SoilMoistureConservation	TCB	Ha	0.04493	1.450	14.585	75.546	0.06515
							WasteWeir	No	0.050	2				0.10000
							Forestry	Ha	0.1525	1.000				0.15250
							Horticulture	Ha	0.22634	0.500				0.11317
	3147	karjagihanumavvakōmniṅgappa		166	9	Machinery	SoilMoistureConservation	TCB	Ha	0.04493	0.180	14.585	75.546	0.00809
							WasteWeir	No	0.050	0				0.00000
							Forestry	Ha	0.1525	0.200				0.03050
							Horticulture	Ha	0.22634	0.200				0.04527
	3148	hullattirāmappa		167	1+2	Machinery	SoilMoistureConservation	TCB	Ha	0.04493	0.400	14.585	75.546	0.01797
							WasteWeir	No	0.050	1				0.05000
							Forestry	Ha	0.1525	0.500				0.07625
							Horticulture	Ha	0.22634	0.600				0.13580
	3149	cauḍappaḷavaraniṅganagaḍḍa		167	1+2	Machinery	SoilMoistureConservation	TCB	Ha	0.04493	3.000	14.585	75.546	0.13479
							WasteWeir	No	0.050	2				0.10000
							LRRS	No	2.5	1				2.50000
							Forestry	Ha	0.1525	2.000				0.30500
							Horticulture	Ha	0.22634	3.000				0.67902
	3150	hullattihanumantappa		167	1+2	Machinery	SoilMoistureConservation	TCB	Ha	0.04493	1.210	14.585	75.546	0.05437

								WasteWeir	No	0.050	1			0.05000
								Forestry	Ha	0.1525	1.000			0.15250
								Horticulture	Ha	0.22634	1.500			0.33951
	3151	hullattigurušántappa		167	1+2	Machinery	SoilMoistureConservation	TCB	Ha	0.04493	0.400	14.585	75.546	0.01797
								WasteWeir	No	0.050	1			0.05000



VillageName	Farmer Code	FarmerName	Aadhar CardNo	Survey Number	RateType(Manually /Machine ry)	ActivityType(SoilMoistureCo nservationActivity/Water HarvestingActivity)	ActivityName	Unit	UnitCost( InLakhs.)	Proposed Quantity	Latitude( Deg-Min- Sec)	Longitude (Deg-Min- Sec)	TotalCost (InLacs)	Site Photo
							Forestry	Ha	0.1525	0.200			0.03050	
							Horticulture	Ha	0.22634	0.300			0.06790	
	3152	GADIGEPPACHOU DAPPALAVAR	167	1+2#	Machinery	SoilMoistureConservation	TCB	Ha	0.04493	1.600	14.585	75.546	0.07189	
							WasteWeir	No	0.050	2			0.10000	
							Forestry	Ha	0.1525	1.000			0.15250	
							Horticulture	Ha	0.22634	2.000			0.45268	
	3153	Basavantappa urphabasanaga ucaudappa lav	167	3	Machinery	SoilMoistureConservation	TCB	Ha	0.04493	1.880	14.585	75.546	0.08447	
							WasteWeir	No	0.050	2			0.10000	
							Forestry	Ha	0.1525	1.000			0.15250	
							Horticulture	Ha	0.22634	2.000			0.45268	
	3154	Kaḍuracinnava	168	1	Machinery	SoilMoistureConservation	TCB	Ha	0.04493	2.430	14.585	75.546	0.10918	
							WasteWeir	No	0.050	3			0.15000	
							Forestry	Ha	0.1525	1.500			0.22875	
							Horticulture	Ha	0.22634	2.500			0.56585	
	3155	cauḍappa lavaracandrappabinsivarudrappa	168	2	Machinery	SoilMoistureConservation	TCB	Ha	0.04493	1.800	14.585	75.546	0.08087	
							WasteWeir	No	0.050	2			0.10000	
							Forestry	Ha	0.1525	1.000			0.15250	
							Horticulture	Ha	0.22634	1.500			0.33951	
	3156	cauḍappa lavarahēmavvakōṅgadigeppa	168	3	Machinery	SoilMoistureConservation	TCB	Ha	0.04493	1.800	14.585	75.546	0.08087	
							WasteWeir	No	0.050	2			0.10000	
							Forestry	Ha	0.1525	1.000			0.15250	
							Horticulture	Ha	0.22634	1.500			0.33951	
	3157	cauḍappa lavaraaśōka	168	4	Machinery	SoilMoistureConservation	TCB	Ha	0.04493	1.860	14.585	75.546	0.08357	
							WasteWeir	No	0.050	2			0.10000	
							Forestry	Ha	0.1525	1.500			0.22875	
							Horticulture	Ha	0.22634	1.000			0.22634	
	3158	cauḍappa lanavaramaliyappa	168	5	Machinery	SoilMoistureConservation	TCB	Ha	0.04493	1.860	14.585	75.546	0.08357	
							WasteWeir	No	0.050	2			0.10000	
							Forestry	Ha	0.1525	1.000			0.15250	
							Horticulture	Ha	0.22634	1.500			0.33951	
	3159	hosamaniguruśāntappa	169	1	Machinery	SoilMoistureConservation	TCB	Ha	0.04493	0.800	14.585	75.546	0.03594	
							WasteWeir	No	0.050	2			0.10000	
							LRRS	No	2.5	1			2.50000	
							Forestry	Ha	0.1525	0.500			0.07625	
							Horticulture	Ha	0.22634	0.800			0.18107	
	3160	hosamanipravīṅgabingadigeppa	169	10	Machinery	SoilMoistureConservation	TCB	Ha	0.04493	0.520	14.585	75.546	0.02336	
							WasteWeir	No	0.050	1			0.05000	
							Forestry	Ha	0.1525	0.300			0.04575	
							Horticulture	Ha	0.22634	0.800			0.18107	
	3161	hosamanicandrappa	169	2	Machinery	SoilMoistureConservation	TCB	Ha	0.04493	0.810	14.585	75.546	0.03639	
							WasteWeir	No	0.050	1			0.05000	
							Forestry	Ha	0.1525	0.500			0.07625	
							Horticulture	Ha	0.22634	0.800			0.18107	
	3162	hosamanikumārabingadigeppa	169	3	Machinery	SoilMoistureConservation	TCB	Ha	0.04493	0.400	14.585	75.546	0.01797	
							WasteWeir	No	0.050	1			0.05000	
							Forestry	Ha	0.1525	0.200			0.03050	
							Horticulture	Ha	0.22634	0.300			0.06790	

	3163	hosamaniaśoka		169	4	Machinery	SoilMoistureConservation	TCB	Ha	0.04493	0.900	14.585	75.546	0.04044
								WasteWeir	No	0.050	2			0.10000
								Forestry	Ha	0.1525	0.500			0.07625
								Horticulture	Ha	0.22634	0.800			0.18107
	3164	Hoŕigauḁrabharamagauḁa		169	5	Machinery	SoilMoistureConservation	TCB	Ha	0.04493	1.000	14.585	75.546	0.04493

VillageName	Farmer Code	FarmerName	Aadhar CardNo	Survey Number	RateType(Manually /Machine ry)	ActivityType(SoilMoistureCo nervationActivity/Water HarvestingActivity)	ActivityName	Unit	UnitCost( InLakhs.)	Proposed Quantity	Latitude( Deg-Min- Sec)	Longitude (Deg-Min- Sec)	TotalCost (InLacs)	Site Photo
							WasteWeir	No	0.050	2			0.10000	
							Forestry	Ha	0.1525	0.500			0.07625	
							Horticulture	Ha	0.22634	1.000			0.22634	
	3165	hoṭṭigaḍṛacanabasanagaḍa	169	6	Machinery	SoilMoistureConservation	TCB	Ha	0.04493	0.990	14.585	75.546	0.04448	
							WasteWeir	No	0.050	1			0.05000	
							Forestry	Ha	0.1525	0.400			0.06100	
							Horticulture	Ha	0.22634	0.300			0.06790	
	3166	hosamanimaliyappa	169	7	Machinery	SoilMoistureConservation	TCB	Ha	0.04493	1.150	14.585	75.546	0.05167	
							WasteWeir	No	0.050	1			0.05000	
							Forestry	Ha	0.1525	0.500			0.07625	
							Horticulture	Ha	0.22634	0.300			0.06790	
	3167	hosamanikarabasappa	169	8	Machinery	SoilMoistureConservation	TCB	Ha	0.04493	0.810	14.585	75.546	0.03639	
							WasteWeir	No	0.050	1			0.05000	
							Forestry	Ha	0.1525	0.300			0.04575	
							Horticulture	Ha	0.22634	0.400			0.09054	
	3168	hosamanigadigeppabinbasappa	169	9	Machinery	SoilMoistureConservation	TCB	Ha	0.04493	0.510	14.585	75.546	0.02291	
							WasteWeir	No	0.050	1			0.05000	
							Forestry	Ha	0.1525	0.500			0.07625	
							Horticulture	Ha	0.22634	0.800			0.18107	
	3169	kannāḷaurphahosamaniujappa	170	3ḷ+3ḷ	Machinery	SoilMoistureConservation	TCB	Ha	0.04493	0.520	14.585	75.546	0.02336	
							WasteWeir	No	0.050	2			0.10000	
							Forestry	Ha	0.1525	0.500			0.07625	
							Horticulture	Ha	0.22634	0.800			0.18107	
	3170	kannāḷaurphahosamaniguruśāntappa	170	3ḷ+3ḷ	Machinery	SoilMoistureConservation	TCB	Ha	0.04493	0.610	14.585	75.546	0.02741	
							WasteWeir	No	0.050	1			0.05000	
							Forestry	Ha	0.1525	0.500			0.07625	
							Horticulture	Ha	0.22634	0.800			0.18107	
	3171	kannāḷaurphahosamanihuccappa	170	3ḷ+3ḷ	Machinery	SoilMoistureConservation	TCB	Ha	0.04493	0.550	14.585	75.546	0.02471	
							WasteWeir	No	0.050	1			0.05000	
							Forestry	Ha	0.1525	0.500			0.07625	
							Horticulture	Ha	0.22634	0.800			0.18107	
	3172	caḍappaḷavarahanumantappa	170	1	Machinery	SoilMoistureConservation	TCB	Ha	0.04493	2.440	14.585	75.546	0.10963	
							WasteWeir	No	0.050	2			0.10000	
							Forestry	Ha	0.1525	1.000			0.15250	
							Horticulture	Ha	0.22634	2.000			0.45268	
	3173	caḍappaḷavaradēvindrappa	170	2	Machinery	SoilMoistureConservation	TCB	Ha	0.04493	0.380	14.585	75.546	0.01707	
							WasteWeir	No	0.050	1			0.05000	
							Forestry	Ha	0.1525	0.200			0.03050	
							Horticulture	Ha	0.22634	0.300			0.06790	
	3174	kannāḷaurphahosamanigaṅgādhara	170	3ḷ+3ḷ	Machinery	SoilMoistureConservation	TCB	Ha	0.04493	0.520	14.585	75.546	0.02336	
							WasteWeir	No	0.050	0			0.00000	
							Forestry	Ha	0.1525	0.500			0.07625	
							Horticulture	Ha	0.22634	0.700			0.15844	
	3175	caḍappaḷavarahanumantappa	170	4	Machinery	SoilMoistureConservation	TCB	Ha	0.04493	1.160	14.585	75.546	0.05212	
							WasteWeir	No	0.050	1			0.05000	
							Forestry	Ha	0.1525	0.500			0.07625	
							Horticulture	Ha	0.22634	0.800			0.18107	

	3176	Cauḁappaḁavarajaḁaḁīṣa		170	5	Machinery	SoilMoistureConservation	TCB	Ha	0.04493	0.390	14.585	75.546	0.01752
								WasteWeir	No	0.050	0			0.00000
								Forestry	Ha	0.1525	0.200			0.03050
								Horticulture	Ha	0.22634	0.400			0.09054
	3177	lalitāmāsaḁaḁi.		170	6	Machinery	SoilMoistureConservation	TCB	Ha	0.04493	0.390	14.585	75.546	0.01752

VillageName	Farmer Code	FarmerName	Aadhar CardNo	Survey Number	RateType(Manually /Machine ry)	ActivityType(SoilMoistureCo nervationActivity/Water HarvestingActivity)	ActivityName	Unit	UnitCost( InLakhs.)	Proposed Quantity	Latitude( Deg-Min- Sec)	Longitude (Deg-Min- Sec)	TotalCost (InLacs)	Site Photo
							WasteWeir	No	0.050	0			0.00000	
							Forestry	Ha	0.1525	0.300			0.04575	
							Horticulture	Ha	0.22634	0.400			0.09054	
	3178	Hosamanicanabasappa		171	1	Machinery	SoilMoistureConservation	TCB	Ha	0.04493	2.400	14.585	75.546	0.10783
							WasteWeir	No	0.050	0			0.00000	
							LRRS	No	2.5	1			2.50000	
							Forestry	Ha	0.1525	1.500			0.22875	
							Horticulture	Ha	0.22634	3.000			0.67902	
	3179	guruśāntappaśiḍēnūraupahorakēri.		171	2	Machinery	SoilMoistureConservation	TCB	Ha	0.04493	0.910	14.585	75.546	0.04089
							WasteWeir	No	0.050	2			0.10000	
							LRRS	No	2.5	1			2.50000	
							Forestry	Ha	0.1525	0.500			0.07625	
							Horticulture	Ha	0.22634	0.800			0.18107	
	3180	Hosamanikarabasappa		171	3	Machinery	SoilMoistureConservation	TCB	Ha	0.04493	2.000	14.585	75.546	0.08986
							WasteWeir	No	0.050	2			0.10000	
							LRRS	No	2.5	1			2.50000	
							Forestry	Ha	0.1525	1.000			0.15250	
							Horticulture	Ha	0.22634	2.000			0.45268	
	3181	hosamanikarabasappa		171	4	Machinery	SoilMoistureConservation	TCB	Ha	0.04493	1.430	14.585	75.546	0.06425
							WasteWeir	No	0.050	2			0.10000	
							Forestry	Ha	0.1525	1.000			0.15250	
							Horticulture	Ha	0.22634	1.500			0.33951	
	3182	hosamanināgappa		171	5	Machinery	SoilMoistureConservation	TCB	Ha	0.04493	0.570	14.585	75.546	0.02561
							WasteWeir	No	0.050	1			0.05000	
							Forestry	Ha	0.1525	0.500			0.07625	
							Horticulture	Ha	0.22634	0.800			0.18107	
	3183	surēśaśiḍēnūraupahorakēri.		171	6	Machinery	SoilMoistureConservation	TCB	Ha	0.04493	0.800	14.585	75.546	0.03594
							WasteWeir	No	0.050	1			0.05000	
							Forestry	Ha	0.1525	0.500			0.07625	
							Horticulture	Ha	0.22634	0.800			0.18107	
	3184	CHOUAPPALAVARSHEKARGOUDA		172	3a	Machinery	SoilMoistureConservation	TCB	Ha	0.04493	0.380	14.585	75.546	0.01707
							WasteWeir	No	0.050	1			0.05000	
							Forestry	Ha	0.1525	0.200			0.03050	
							Horticulture	Ha	0.22634	0.300			0.06790	
	3185	Cauḍappaḷavaralōkanagaḍa		172	3b	Machinery	SoilMoistureConservation	TCB	Ha	0.04493	0.350	14.585	75.546	0.01573
							WasteWeir	No	0.050	0			0.00000	
							Forestry	Ha	0.1525	0.200			0.03050	
							Horticulture	Ha	0.22634	0.300			0.06790	
	3186	cauḍappaḷavaralēkkavva		172	5b	Machinery	SoilMoistureConservation	TCB	Ha	0.04493	0.710	14.585	75.546	0.03190
							WasteWeir	No	0.050	1			0.05000	
							Forestry	Ha	0.1525	0.300			0.04575	
							Horticulture	Ha	0.22634	0.500			0.11317	
	3187	cauḍappaḷavaragadippagaḍa		172	1	Machinery	SoilMoistureConservation	TCB	Ha	0.04493	0.330	14.585	75.546	0.01483
							WasteWeir	No	0.050	0			0.00000	
							Forestry	Ha	0.1525	0.200			0.03050	
							Horticulture	Ha	0.22634	0.300			0.06790	
	3188	cauḍappaḷavaravīrabasavvakōmrāmanagaḍa		172	1	Machinery	SoilMoistureConservation	TCB	Ha	0.04493	0.660	14.585	75.546	0.02965

								WasteWeir	No	0.050	1			0.05000
								Forestry	Ha	0.1525	0.300			0.04575
								Horticulture	Ha	0.22634	0.500			0.11317
	3189	bharamagaudahosamani.		172	2	Machinery	SoilMoistureConservation	TCB	Ha	0.04493	0.540	14.585	75.546	0.02426
								WasteWeir	No	0.050	1			0.05000

VillageName	Farmer Code	FarmerName	Aadhar CardNo	Survey Number	RateType(Manually /Machine ry)	ActivityType(SoilMoistureCo nervationActivity/Water HarvestingActivity)	ActivityName	Unit	UnitCost (InLakhs.)	Proposed Quantity	Latitude( Deg-Min- Sec)	Longitude (Deg-Min- Sec)	TotalCost (InLacs)	Site Photo
							Forestry	Ha	0.1525	0.500			0.07625	
							Horticulture	Ha	0.22634	0.300			0.06790	
	3190	Cauḍappaḷavaraśēkhanagaḍa		172	3ḡ	Machinery	SoilMoistureConservation	TCB	Ha	0.04493	0.380	14.585	75.546	0.01707
							WasteWeir	No	0.050	1			0.05000	
							Forestry	Ha	0.1525	0.200			0.03050	
							Horticulture	Ha	0.22634	0.300			0.06790	
	3191	cauḍappaḷavarakarabasappabinhanumantappa		172	3ḡ	Machinery	SoilMoistureConservation	TCB	Ha	0.04493	0.470	14.585	75.546	0.02112
							WasteWeir	No	0.050	2			0.10000	
							Forestry	Ha	0.1525	0.500			0.07625	
							Horticulture	Ha	0.22634	0.800			0.18107	
	3192	cauḍappaḷavaragaḅgappa		172	4	Machinery	SoilMoistureConservation	TCB	Ha	0.04493	1.310	14.585	75.546	0.05886
							WasteWeir	No	0.050	2			0.10000	
							Forestry	Ha	0.1525	1.500			0.22875	
							Horticulture	Ha	0.22634	2.000			0.45268	
	3193	pāḷiśidḷḅgappa		172	5ḡ	Machinery	SoilMoistureConservation	TCB	Ha	0.04493	0.650	14.585	75.546	0.02920
							WasteWeir	No	0.050	1			0.05000	
							Forestry	Ha	0.1525	0.500			0.07625	
							Horticulture	Ha	0.22634	0.800			0.18107	
	3194	cauḍappaḷavaralōkanagaḍa		173	4ḡ	Machinery	SoilMoistureConservation	TCB	Ha	0.04493	2.020	14.585	75.546	0.09076
							WasteWeir	No	0.050	2			0.10000	
							Forestry	Ha	0.1525	1.500			0.22875	
							Horticulture	Ha	0.22634	3.000			0.67902	
	3195	cauḍappaḷavaragadiḡḡagappa		173	1	Machinery	SoilMoistureConservation	TCB	Ha	0.04493	0.360	14.585	75.546	0.01617
							WasteWeir	No	0.050	0			0.00000	
							Forestry	Ha	0.1525	0.200			0.03050	
							Horticulture	Ha	0.22634	0.300			0.06790	
	3196	Cauḍappaḷavaravīrabasavvakōḅrāmanagaḍa		173	1	Machinery	SoilMoistureConservation	TCB	Ha	0.04493	0.730	14.585	75.546	0.03280
							WasteWeir	No	0.050	1			0.05000	
							Forestry	Ha	0.1525	0.500			0.07625	
							Horticulture	Ha	0.22634	0.600			0.13580	
	3197	nāganagaḍatandabasappacauḍappaḷavara		173	2	Machinery	SoilMoistureConservation	TCB	Ha	0.04493	0.400	14.585	75.546	0.01797
							WasteWeir	No	0.050	1			0.05000	
							Forestry	Ha	0.1525	0.300			0.04575	
							Horticulture	Ha	0.22634	0.500			0.11317	
	3198	cauḍappaḷavaramalḷiyappa		173	3	Machinery	SoilMoistureConservation	TCB	Ha	0.04493	0.420	14.585	75.546	0.01887
							WasteWeir	No	0.050	1			0.05000	
							Forestry	Ha	0.1525	0.300			0.04575	
							Horticulture	Ha	0.22634	0.500			0.11317	
	3199	cauḍappaḷavaraśēkhanagaḍa		173	4ḡ	Machinery	SoilMoistureConservation	TCB	Ha	0.04493	1.090	14.585	75.546	0.04897
							WasteWeir	No	0.050	2			0.10000	
							Forestry	Ha	0.1525	0.500			0.07625	
							Horticulture	Ha	0.22634	0.800			0.18107	
	3200	cauḍappaḷavaraśēkhanagaḍa		173	4ḡ	Machinery	SoilMoistureConservation	TCB	Ha	0.04493	0.960	14.585	75.546	0.04313
							WasteWeir	No	0.050	1			0.05000	
							Forestry	Ha	0.1525	0.500			0.07625	
							Horticulture	Ha	0.22634	0.800			0.18107	
	3201	cauḍappaḷavaracandrappatandeśivarudrappa		173	5	Machinery	SoilMoistureConservation	TCB	Ha	0.04493	0.390	14.585	75.546	0.01752

								WasteWeir	No	0.050	0			0.00000
								Forestry	Ha	0.1525	0.200			0.03050
								Horticulture	Ha	0.22634	0.400			0.09054
	3202	nāganagaudabasappa.Caudappalavara..	173	6	Machinery	SoilMoistureConservation	TCB	Ha	0.04493	0.390	14.585	75.546		0.01752
								WasteWeir	No	0.050	0			0.00000



VillageName	Farmer Code	FarmerName	Aadhar CardNo	Survey Number	RateType(Manually /Machine ry)	ActivityType(SoilMoistureCo nervationActivity/Water HarvestingActivity)	ActivityName	Unit	UnitCost( InLakhs.)	Proposed Quantity	Latitude( Deg-Min- Sec)	Longitude (Deg-Min- Sec)	TotalCost (InLacs)	Site Photo
							Forestry	Ha	0.1525	0.200			0.03050	
							Horticulture	Ha	0.22634	0.400			0.09054	
	3203	Cauḍappaḷavaraprēmīlam'ma	173	7	Machinery	SoilMoistureConservation	TCB	Ha	0.04493	0.420	14.585	75.546	0.01887	
							WasteWeir	No	0.050	1			0.05000	
							Forestry	Ha	0.1525	0.300			0.04575	
							Horticulture	Ha	0.22634	0.400			0.09054	
	3204	cauḍappaḷavaramaliyappa	174	1	Machinery	SoilMoistureConservation	TCB	Ha	0.04493	1.600	14.585	75.546	0.07189	
							WasteWeir	No	0.050	1			0.05000	
							LRRS	No	2.5	1			2.50000	
							Forestry	Ha	0.1525	2.000			0.30500	
							Horticulture	Ha	0.22634	1.000			0.22634	
	3205	cauḍappaḷavaraśēkhanagaḍa	174	2	Machinery	SoilMoistureConservation	TCB	Ha	0.04493	4.580	14.585	75.546	0.20578	
							WasteWeir	No	0.050	4			0.20000	
							Forestry	Ha	0.1525	3.000			0.45750	
							Horticulture	Ha	0.22634	5.000			1.13170	
	3206	hoṭṭigaḍraakkam'makoṃlakṣmaṇa	174	3	Machinery	SoilMoistureConservation	TCB	Ha	0.04493	0.490	14.585	75.546	0.02202	
							WasteWeir	No	0.050	3			0.15000	
							Forestry	Ha	0.1525	0.500			0.07625	
							Horticulture	Ha	0.22634	0.700			0.15844	
	3207	cauḍappaḷavaraśēkhanagaḍa	174	4	Machinery	SoilMoistureConservation	TCB	Ha	0.04493	1.600	14.585	75.546	0.07189	
							WasteWeir	No	0.050	2			0.10000	
							Forestry	Ha	0.1525	1.000			0.15250	
							Horticulture	Ha	0.22634	2.000			0.45268	
	3208	hoṭṭigaḍrarāmappabinpuṭṭappa	174	5	Machinery	SoilMoistureConservation	TCB	Ha	0.04493	0.490	14.585	75.546	0.02202	
							WasteWeir	No	0.050	1			0.05000	
							Forestry	Ha	0.1525	0.400			0.06100	
							Horticulture	Ha	0.22634	0.600			0.13580	
	3209	Horakērikarabasappa	175	1	Machinery	SoilMoistureConservation	TCB	Ha	0.04493	1.160	14.585	75.546	0.05212	
							WasteWeir	No	0.050	1			0.05000	
							Forestry	Ha	0.1525	0.500			0.07625	
							Horticulture	Ha	0.22634	0.800			0.18107	
	3210	kaḍḷēraphakkīrappa	175	2+4	Machinery	SoilMoistureConservation	TCB	Ha	0.04493	2.400	14.585	75.546	0.10783	
							WasteWeir	No	0.050	1			0.05000	
							Forestry	Ha	0.1525	1.500			0.22875	
							Horticulture	Ha	0.22634	3.000			0.67902	
	3211	horakērikarabasappa	175	5	Machinery	SoilMoistureConservation	TCB	Ha	0.04493	0.820	14.585	75.546	0.03684	
							WasteWeir	No	0.050	2			0.10000	
							Forestry	Ha	0.1525	0.500			0.07625	
							Horticulture	Ha	0.22634	0.800			0.18107	
	3212	cauḍappaḷavaranaḡappaurphanāganagaḍa	175	5	Machinery	SoilMoistureConservation	TCB	Ha	0.04493	0.420	14.585	75.546	0.01887	
							WasteWeir	No	0.050	1			0.05000	
							Forestry	Ha	0.1525	0.300			0.04575	
							Horticulture	Ha	0.22634	0.600			0.13580	
	3213	cauḍappaḷavaranaḡappaurphanāganagaḍa	175	6	Machinery	SoilMoistureConservation	TCB	Ha	0.04493	2.280	14.585	75.546	0.10244	
							WasteWeir	No	0.050	3			0.15000	
							Forestry	Ha	0.1525	1.500			0.22875	
							Horticulture	Ha	0.22634	3.000			0.67902	

	3214	cannagaḍraurphadūlamarakumāra	176	1	Machinery	SoilMoistureConservation	TCB	Ha	0.04493	2.030	14.585	75.546	0.09121
							WasteWeir	No	0.050	1			0.05000
							LRRS	No	2.5	1			2.50000
						WaterHarvestingActivity	FarmPond	No	1.041	1			1.04100
							Forestry	Ha	0.1525	1.500			0.22875

VillageName	Farmer Code	FarmerName	Aadhar CardNo	Survey Number	RateType(Manually /Machine ry)	ActivityType(SoilMoistureCo nervationActivity/Water HarvestingActivity)	ActivityName	Unit	UnitCost( InLakhs.)	Proposed Quantity	Latitude( Deg-Min- Sec)	Longitude (Deg-Min- Sec)	TotalCost (InLacs)	Site Photo
							Horticulture	Ha	0.22634	2.000			0.45268	
	3215	ānavērimallappa		176	2	Machinery	SoilMoistureConservation	TCB	Ha	0.04493	0.650	14.585	75.546	0.02920
							WasteWeir	No	0.050	1				0.05000
							Forestry	Ha	0.1525	0.300				0.04575
							Horticulture	Ha	0.22634	0.600				0.13580
	3216	sāradaparamēšappa		176	3	Machinery	SoilMoistureConservation	TCB	Ha	0.04493	1.290	14.585	75.546	0.05796
							WasteWeir	No	0.050	2				0.10000
							Forestry	Ha	0.1525	1.000				0.15250
							Horticulture	Ha	0.22634	2.000				0.45268
	3217	ḡoḷḷimaradaurphasāradacanabasappa		176	4	Machinery	SoilMoistureConservation	TCB	Ha	0.04493	1.150	14.585	75.546	0.05167
							WasteWeir	No	0.050	1				0.05000
							LRRS	No	2.5	1				2.50000
							Forestry	Ha	0.1525	0.500				0.07625
							Horticulture	Ha	0.22634	0.800				0.18107
	3218	nāgappaurphanāganagaḡa. Tandebasappa. Ca		176	4	Machinery	SoilMoistureConservation	TCB	Ha	0.04493	1.000	14.585	75.546	0.04493
							WasteWeir	No	0.050	1				0.05000
							Forestry	Ha	0.1525	0.500				0.07625
							Horticulture	Ha	0.22634	0.800				0.18107
	3219	Cauḡappaḷaravamalkappabinbasavaṇēppa		176	5	Machinery	SoilMoistureConservation	TCB	Ha	0.04493	0.570	14.585	75.546	0.02561
							WasteWeir	No	0.050	1				0.05000
							Forestry	Ha	0.1525	0.300				0.04575
							Horticulture	Ha	0.22634	0.800				0.18107
	3220	Sāradanāgappa		176	6	Machinery	SoilMoistureConservation	TCB	Ha	0.04493	1.290	14.585	75.546	0.05796
							WasteWeir	No	0.050	2				0.10000
							Forestry	Ha	0.1525	1.000				0.15250
							Horticulture	Ha	0.22634	1.500				0.33951
	3221	nandihalliprēmavva		176	7	Machinery	SoilMoistureConservation	TCB	Ha	0.04493	0.650	14.585	75.546	0.02920
							WasteWeir	No	0.050	1				0.05000
							Forestry	Ha	0.1525	0.300				0.04575
							Horticulture	Ha	0.22634	0.600				0.13580
	3222	ānavēriguruśāntappa		176	8	Machinery	SoilMoistureConservation	TCB	Ha	0.04493	0.650	14.585	75.546	0.02920
							WasteWeir	No	0.050	2				0.10000
							Forestry	Ha	0.1525	0.300				0.04575
							Horticulture	Ha	0.22634	0.600				0.13580
	3223	cauḡappaḷavaraguruśāntappa		177	1	Machinery	SoilMoistureConservation	TCB	Ha	0.04493	0.590	14.585	75.546	0.02651
							WasteWeir	No	0.050	1				0.05000
							Forestry	Ha	0.1525	0.300				0.04575
							Horticulture	Ha	0.22634	0.600				0.13580
	3224	cauḡappaḷavaragadigeppagaḡa		177	2	Machinery	SoilMoistureConservation	TCB	Ha	0.04493	0.460	14.585	75.546	0.02067
							WasteWeir	No	0.050	2				0.10000
							Forestry	Ha	0.1525	0.300				0.04575
							Horticulture	Ha	0.22634	0.600				0.13580
	3225	cauḡappaḷavaravīrabasavvakōmrāmanagaḡa		177	2	Machinery	SoilMoistureConservation	TCB	Ha	0.04493	0.930	14.585	75.546	0.04178
							WasteWeir	No	0.050	1				0.05000
							Forestry	Ha	0.1525	0.500				0.07625
							Horticulture	Ha	0.22634	0.800				0.18107
	3226	cauḡappaḷavarakannagaḡa		177	3	Machinery	SoilMoistureConservation	TCB	Ha	0.04493	1.520	14.585	75.546	0.06829

								WasteWeir	No	0.050	2			0.10000
								Forestry	Ha	0.1525	1.000			0.15250
								Horticulture	Ha	0.22634	1.500			0.33951
	3227	caudappalavaraśivanagaḍa		177	3	Machinery	SoilMoistureConservation	TCB	Ha	0.04493	0.200	14.585	75.546	0.00899
								WasteWeir	No	0.050	0			0.00000

VillageName	Farmer Code	FarmerName	Aadhar CardNo	Survey Number	RateType(Manually /Machine ry)	ActivityType(SoilMoistureCo nervationActivity/Water HarvestingActivity)	ActivityName	Unit	UnitCost( InLakhs.)	Proposed Quantity	Latitude( Deg-Min- Sec)	Longitude (Deg-Min- Sec)	TotalCost (InLacs)	Site Photo
							Forestry	Ha	0.1525	0.100			0.01525	
							Horticulture	Ha	0.22634	0.500			0.11317	
	3228	pāṭīlaśidlingappa		177	4	Machinery	SoilMoistureConservation	TCB	Ha	0.04493	2.850	14.585	75.546	0.12805
							WasteWeir	No	0.050	4			0.20000	
							WaterHarvestingActivity	FarmPond	No	1.041	1			1.04100
							Forestry	Ha	0.1525	1.500			0.22875	
							Horticulture	Ha	0.22634	3.000			0.67902	
	3229	cauḍappaḷavarasivamārteppagaūḍa		177	5	Machinery	SoilMoistureConservation	TCB	Ha	0.04493	0.450	14.585	75.546	0.02022
							WasteWeir	No	0.050	1			0.05000	
							Forestry	Ha	0.1525	0.300			0.04575	
							Horticulture	Ha	0.22634	0.600			0.13580	
	3230	cauḍappaḷavaraujjappabinbasavaṇṇeppa		177	6	Machinery	SoilMoistureConservation	TCB	Ha	0.04493	0.450	14.585	75.546	0.02022
							WasteWeir	No	0.050	2			0.10000	
							Forestry	Ha	0.1525	0.300			0.04575	
							Horticulture	Ha	0.22634	0.600			0.13580	
	3231	cauḍappaḷavaracanabasappabinbasavaṇṇeppa		177	7	Machinery	SoilMoistureConservation	TCB	Ha	0.04493	0.450	14.585	75.546	0.02022
							WasteWeir	No	0.050	1			0.05000	
							Forestry	Ha	0.1525	0.300			0.04575	
							Horticulture	Ha	0.22634	0.500			0.11317	
	3232	muddappaḷavaraurpabanakārabasavarāja		178	1	Machinery	SoilMoistureConservation	TCB	Ha	0.04493	0.460	14.585	75.546	0.02067
							WasteWeir	No	0.050	2			0.10000	
							Forestry	Ha	0.1525	0.300			0.04575	
							Horticulture	Ha	0.22634	0.500			0.11317	
	3233	pāṭīlanāganagaūḍabinmalīśāntagaūḍa		178	2	Machinery	SoilMoistureConservation	TCB	Ha	0.04493	0.800	14.585	75.546	0.03594
							WasteWeir	No	0.050	2			0.10000	
							Forestry	Ha	0.1525	0.500			0.07625	
							Horticulture	Ha	0.22634	0.800			0.18107	
	3234	kuṭṭūraānandappa		179	1	Machinery	SoilMoistureConservation	TCB	Ha	0.04493	0.590	14.585	75.546	0.02651
							WasteWeir	No	0.050	2			0.10000	
							Forestry	Ha	0.1525	0.500			0.07625	
							Horticulture	Ha	0.22634	0.300			0.06790	
	3235	kuṭṭūramaliyappa		179	2	Machinery	SoilMoistureConservation	TCB	Ha	0.04493	0.500	14.585	75.546	0.02247
							WasteWeir	No	0.050	1			0.05000	
							Forestry	Ha	0.1525	0.200			0.03050	
							Horticulture	Ha	0.22634	0.300			0.06790	
	3236	kuṭṭūraānandappa		180	*	Machinery	SoilMoistureConservation	TCB	Ha	0.04493	0.400	14.585	75.546	0.01797
							WasteWeir	No	0.050	1			0.05000	
							Forestry	Ha	0.1525	0.300			0.04575	
							Horticulture	Ha	0.22634	0.200			0.04527	
	3237	Pāṭīlaajjappagaūḍa		182	1	Machinery	SoilMoistureConservation	TCB	Ha	0.04493	0.300	14.585	75.546	0.01348
							WasteWeir	No	0.050	1			0.05000	
							Forestry	Ha	0.1525	0.300			0.04575	
							Horticulture	Ha	0.22634	0.100			0.02263	
	3238	kannagaūḍraguruśāntappa		182	2	Machinery	SoilMoistureConservation	TCB	Ha	0.04493	0.230	14.585	75.546	0.01033
							WasteWeir	No	0.050	1			0.05000	
							Forestry	Ha	0.1525	0.200			0.03050	
							Horticulture	Ha	0.22634	0.300			0.06790	

	3239	caḍappalavaramaliśāntappa		183	1	Machinery	SoilMoistureConservation	TCB	Ha	0.04493	0.130	14.585	75.546	0.00584
								WasteWeir	No	0.050	0			0.00000
								Forestry	Ha	0.1525	0.500			0.07625
								Horticulture	Ha	0.22634	0.000			0.00000
	3240	horakēriguruśāntappa		184	1	Machinery	SoilMoistureConservation	TCB	Ha	0.04493	0.210	14.585	75.546	0.00944

VillageName	Farmer Code	FarmerName	Aadhar CardNo	Survey Number	RateType(Manually /Machine ry)	ActivityType(SoilMoistureCo nervationActivity/Water HarvestingActivity)	ActivityName	Unit	UnitCost( InLakhs.)	Proposed Quantity	Latitude( Deg-Min- Sec)	Longitude (Deg-Min- Sec)	TotalCost (InLacs)	Site Photo
							WasteWeir	No	0.050	1			0.05000	
							Forestry	Ha	0.1525	0.100			0.01525	
							Horticulture	Ha	0.22634	0.500			0.11317	
	3241	horakērigurusāntappa	184	2+3௪+2+3	Machinery	SoilMoistureConservation	TCB	Ha	0.04493	0.290	14.585	75.546	0.01303	
							WasteWeir	No	0.050	1			0.05000	
							Forestry	Ha	0.1525	0.150			0.02288	
							Horticulture	Ha	0.22634	0.300			0.06790	
	3242	horakēribhīmappa	184	11	Machinery	SoilMoistureConservation	TCB	Ha	0.04493	0.560	14.585	75.546	0.02516	
							WasteWeir	No	0.050	1			0.05000	
							Forestry	Ha	0.1525	0.500			0.07625	
							Horticulture	Ha	0.22634	0.800			0.18107	
	3243	horakērigadigeppa	184	12	Machinery	SoilMoistureConservation	TCB	Ha	0.04493	0.600	14.585	75.546	0.02696	
							WasteWeir	No	0.050	1			0.05000	
							Forestry	Ha	0.1525	0.300			0.04575	
							Horticulture	Ha	0.22634	0.600			0.13580	
	3244	horakērigadigeppa	184	2+3௪+2+3	Machinery	SoilMoistureConservation	TCB	Ha	0.04493	0.700	14.585	75.546	0.03145	
							WasteWeir	No	0.050	1			0.05000	
							Forestry	Ha	0.1525	0.300			0.04575	
							Horticulture	Ha	0.22634	0.600			0.13580	
	3245	Horakērihanumantappa	184	2+3௪+2+3	Machinery	SoilMoistureConservation	TCB	Ha	0.04493	0.570	14.585	75.546	0.02561	
							WasteWeir	No	0.050	1			0.05000	
							Forestry	Ha	0.1525	0.300			0.04575	
							Horticulture	Ha	0.22634	0.600			0.13580	
	3246	horakērināgappa	184	4	Machinery	SoilMoistureConservation	TCB	Ha	0.04493	1.440	14.585	75.546	0.06470	
							WasteWeir	No	0.050	2			0.10000	
							Forestry	Ha	0.1525	1.000			0.15250	
							Horticulture	Ha	0.22634	1.500			0.33951	
	3247	horakērilalitā	184	5	Machinery	SoilMoistureConservation	TCB	Ha	0.04493	1.600	14.585	75.546	0.07189	
							WasteWeir	No	0.050	2			0.10000	
							LRRS	No	2.5	1			2.50000	
							Forestry	Ha	0.1525	0.500			0.07625	
							Horticulture	Ha	0.22634	0.800			0.18107	
	3248	horakēribhīmappa	184	6௪	Machinery	SoilMoistureConservation	TCB	Ha	0.04493	0.320	14.585	75.546	0.01438	
							WasteWeir	No	0.050	1			0.05000	
							Forestry	Ha	0.1525	0.200			0.03050	
							Horticulture	Ha	0.22634	0.400			0.09054	
	3249	horakērihanumantappa	184	6௨	Machinery	SoilMoistureConservation	TCB	Ha	0.04493	0.160	14.585	75.546	0.00719	
							WasteWeir	No	0.050	1			0.05000	
							Forestry	Ha	0.1525	0.150			0.02288	
							Horticulture	Ha	0.22634	0.100			0.02263	
	3250	horakērigadigeppa	184	7+8௪	Machinery	SoilMoistureConservation	TCB	Ha	0.04493	0.520	14.585	75.546	0.02336	
							WasteWeir	No	0.050	1			0.05000	
							Forestry	Ha	0.1525	0.500			0.07625	
							Horticulture	Ha	0.22634	0.600			0.13580	
	3251	horakērigururāja	184	7+8௨	Machinery	SoilMoistureConservation	TCB	Ha	0.04493	0.640	14.585	75.546	0.02876	
							WasteWeir	No	0.050	1			0.05000	
							Forestry	Ha	0.1525	0.300			0.04575	

							Horticulture	Ha	0.22634	0.600			0.13580	
3252	horakērigadigeppa			184	9+10	Machinery	SoilMoistureConservation	TCB	Ha	0.04493	0.570	14.585	75.546	0.02561
							WasteWeir	No	0.050	1			0.05000	
							Forestry	Ha	0.1525	0.300			0.04575	
							Horticulture	Ha	0.22634	0.600			0.13580	



VillageName	Farmer Code	FarmerName	Aadhar CardNo	Survey Number	RateType(Manually /Machine ry)	ActivityType(SoilMoistureCon servationActivity/Water HarvestingActivity)	ActivityName	Unit	UnitCost( InLakhs.)	Proposed Quantity	Latitude( Deg-Min- Sec)	Longitude (Deg-Min- Sec)	TotalCost (InLacs)	Site Photo
	3253	Šankrikoppakumāra		185	*	Machinery	SoilMoistureConservation	TCB	Ha	0.04493	1.000	14.585	75.546	0.04493
							WasteWeir	No	0.050	1			0.05000	
							Forestry	Ha	0.1525	0.500			0.07625	
							Horticulture	Ha	0.22634	0.800			0.18107	
	3254	horakērigadigeppa		186	*	Machinery	SoilMoistureConservation	TCB	Ha	0.04493	0.300	14.585	75.546	0.01348
							WasteWeir	No	0.050	0			0.00000	
							Forestry	Ha	0.1525	0.500			0.07625	
							Horticulture	Ha	0.22634	0.500			0.11317	
	3255	cauḍappaḷavaragadippagaḍa		187	*	Machinery	SoilMoistureConservation	TCB	Ha	0.04493	0.140	14.585	75.546	0.00629
							WasteWeir	No	0.050	0			0.00000	
							Forestry	Ha	0.1525	0.500			0.07625	
							Horticulture	Ha	0.22634	0.500			0.11317	
	3256	cauḍappaḷavaravīrabasavvakōmrāmanagaḍa		187	*	Machinery	SoilMoistureConservation	TCB	Ha	0.04493	0.280	14.585	75.546	0.01258
							WasteWeir	No	0.050	0			0.00000	
							Forestry	Ha	0.1525	0.500			0.07625	
							Horticulture	Ha	0.22634	0.500			0.11317	
	3257	saṅkappaḷavararamēša		188	1	Machinery	SoilMoistureConservation	TCB	Ha	0.04493	0.400	14.585	75.546	0.01797
							WasteWeir	No	0.050	1			0.05000	
							Forestry	Ha	0.1525	0.300			0.04575	
							Horticulture	Ha	0.22634	0.500			0.11317	
	3258	saṅkappaḷavarahanumagaḍa		188	2	Machinery	SoilMoistureConservation	TCB	Ha	0.04493	0.350	14.585	75.546	0.01573
							WasteWeir	No	0.050	1			0.05000	
							Forestry	Ha	0.1525	0.200			0.03050	
							Horticulture	Ha	0.22634	0.150			0.03395	
	3259	pāṭṭaiajappagaḍa		189	*	Machinery	SoilMoistureConservation	TCB	Ha	0.04493	0.650	14.585	75.546	0.02920
							WasteWeir	No	0.050	1			0.05000	
							Forestry	Ha	0.1525	0.300			0.04575	
							Horticulture	Ha	0.22634	0.500			0.11317	
	3260	sāradahonnavva		190	1	Machinery	SoilMoistureConservation	TCB	Ha	0.04493	0.120	14.585	75.546	0.00539
							WasteWeir	No	0.050	0			0.00000	
							Forestry	Ha	0.1525	0.500			0.07625	
							Horticulture	Ha	0.22634	0.500			0.11317	
	3261	sāradasōmanagaḍa		190	2	Machinery	SoilMoistureConservation	TCB	Ha	0.04493	0.160	14.585	75.546	0.00719
							WasteWeir	No	0.050	0			0.00000	
							Forestry	Ha	0.1525	0.500			0.07625	
							Horticulture	Ha	0.22634	0.500			0.11317	
	3262	sāradahonnavva		190	3	Machinery	SoilMoistureConservation	TCB	Ha	0.04493	0.180	14.585	75.546	0.00809
							WasteWeir	No	0.050	0			0.00000	
							Forestry	Ha	0.1525	0.500			0.07625	
							Horticulture	Ha	0.22634	0.500			0.11317	
	3263	doḍḍakannagaḍravijayabinmuraḍappa		191	*	Machinery	SoilMoistureConservation	TCB	Ha	0.04493	0.560	14.585	75.546	0.02516
							WasteWeir	No	0.050	1			0.05000	
							Forestry	Ha	0.1525	0.300			0.04575	
							Horticulture	Ha	0.22634	0.500			0.11317	
	3264	Doḍḍakannagaḍravijayabinmuraḍappa		192	*	Machinery	SoilMoistureConservation	TCB	Ha	0.04493	0.490	14.585	75.546	0.02202
							WasteWeir	No	0.050	1			0.05000	
							Forestry	Ha	0.1525	0.300			0.04575	

							Horticulture	Ha	0.22634	0.500			0.11317
3265	karadimaliyappa		193	*	Machinery	SoilMoistureConservation	TCB	Ha	0.04493	0.440	14.585	75.546	0.01977
							WasteWeir	No	0.050	1			0.05000
							Forestry	Ha	0.1525	0.300			0.04575
							Horticulture	Ha	0.22634	0.500			0.11317

VillageName	Farmer Code	FarmerName	Aadhar CardNo	Survey Number	RateType(Manually /Machine ry)	ActivityType(SoilMoistureCo nervationActivity/Water HarvestingActivity)	ActivityName	Unit	UnitCost( InLakhs.)	Proposed Quantity	Latitude( Deg-Min- Sec)	Longitude (Deg-Min- Sec)	TotalCost (InLacs)	Site Photo
	3266	sāradahonnava		194	1+2+3	Machinery	SoilMoistureConservation	TCB	Ha	0.04493	1.060	14.585	75.546	0.04763
							WasteWeir	No	0.050	2				0.10000
							Forestry	Ha	0.1525	0.500				0.07625
							Horticulture	Ha	0.22634	0.800				0.18107
	3267	karāḍimaliyappa		194	4	Machinery	SoilMoistureConservation	TCB	Ha	0.04493	0.160	14.585	75.546	0.00719
							WasteWeir	No	0.050	0				0.00000
							Forestry	Ha	0.1525	0.500				0.07625
							Horticulture	Ha	0.22634	0.000				0.00000
	3268	karāḍimaliyappa		194	6	Machinery	SoilMoistureConservation	TCB	Ha	0.04493	0.150	14.585	75.546	0.00674
							WasteWeir	No	0.050	0				0.00000
							Forestry	Ha	0.1525	0.500				0.07625
							Horticulture	Ha	0.22634	0.000				0.00000
	3269	Hanumagaḍaḍaṣaṅkrappaṛpaṣaṅkaragaḍaḍaṣār		194	7	Machinery	SoilMoistureConservation	TCB	Ha	0.04493	0.160	14.585	75.546	0.00719
							WasteWeir	No	0.050	0				0.00000
							Forestry	Ha	0.1525	0.500				0.07625
							Horticulture	Ha	0.22634	0.000				0.00000
	3270	hanumagaḍaḍaṣaṅkrappaṛpaṣaṅkaragaḍaḍaṣār		194	8	Machinery	SoilMoistureConservation	TCB	Ha	0.04493	0.200	14.585	75.546	0.00899
							WasteWeir	No	0.050	0				0.00000
							Forestry	Ha	0.1525	0.100				0.01525
							Horticulture	Ha	0.22634	0.000				0.00000
	3271	ujjappaḷavarahēmapabinhanumantappa		195	1ḥ	Machinery	SoilMoistureConservation	TCB	Ha	0.04493	0.560	14.585	75.546	0.02516
							WasteWeir	No	0.050	1				0.05000
							Forestry	Ha	0.1525	0.500				0.07625
							Horticulture	Ha	0.22634	0.800				0.18107
	3272	ujjappaḷavaranaḡarāja		195	1ḡ	Machinery	SoilMoistureConservation	TCB	Ha	0.04493	0.560	14.585	75.546	0.02516
							WasteWeir	No	0.050	1				0.05000
							Forestry	Ha	0.1525	0.500				0.07625
							Horticulture	Ha	0.22634	0.800				0.18107
	3273	ujjappaḷavaracannabasavvakōṅguruṣāntappa		195	1ḙ	Machinery	SoilMoistureConservation	TCB	Ha	0.04493	0.560	14.585	75.546	0.02516
							WasteWeir	No	0.050	1				0.05000
							Forestry	Ha	0.1525	0.500				0.07625
							Horticulture	Ha	0.22634	0.800				0.18107
	3274	ujjappaḷavarabasavantappa		195	2	Machinery	SoilMoistureConservation	TCB	Ha	0.04493	0.600	14.585	75.546	0.02696
							WasteWeir	No	0.050	1				0.05000
							Forestry	Ha	0.1525	0.300				0.04575
							Horticulture	Ha	0.22634	0.600				0.13580
	3275	caḍappaḷavaraguruṣāntappabinpuṭṭanagaḍa		195	3	Machinery	SoilMoistureConservation	TCB	Ha	0.04493	0.470	14.585	75.546	0.02112
							WasteWeir	No	0.050	1				0.05000
							Forestry	Ha	0.1525	0.300				0.04575
							Horticulture	Ha	0.22634	0.600				0.13580
	3276	ujjappaḷavaramaṅṅappa		195	4	Machinery	SoilMoistureConservation	TCB	Ha	0.04493	0.680	14.585	75.546	0.03055
							WasteWeir	No	0.050	1				0.05000
							Forestry	Ha	0.1525	0.300				0.04575
							Horticulture	Ha	0.22634	0.600				0.13580
	3277	ujjappaḷavaracannappa		195	5	Machinery	SoilMoistureConservation	TCB	Ha	0.04493	0.200	14.585	75.546	0.00899
							WasteWeir	No	0.050	0				0.00000
							Forestry	Ha	0.1525	0.000				0.00000

							Horticulture	Ha	0.22634	0.100			0.02263
3278	ujjappalavarakaralingappa		195	6	Machinery	SoilMoistureConservation	TCB	Ha	0.04493	0.200	14.585	75.546	0.00899
							WasteWeir	No	0.050	0			0.00000
							Forestry	Ha	0.1525	0.000			0.00000
							Horticulture	Ha	0.22634	0.100			0.02263

VillageName	Farmer Code	FarmerName	Aadhar CardNo	Survey Number	RateType(Manually /Machine ry)	ActivityType(SoilMoistureCo nservationActivity/Water HarvestingActivity)	ActivityName	Unit	UnitCost( InLakhs.)	Proposed Quantity	Latitude( Deg-Min- Sec)	Longitude (Deg-Min- Sec)	TotalCost (InLacs)	Site Photo
	3279	UjjappaLavaramahadēvappa		195	7	Machinery	SoilMoistureConservation	TCB	Ha	0.04493	0.200	14.585	75.546	0.00899
							WasteWeir	No	0.050	0				0.00000
							Forestry	Ha	0.1525	0.000				0.00000
							Horticulture	Ha	0.22634	0.100				0.02263
	3280	kannagaḍḍarabasanagaḍḍa		196	2	Machinery	SoilMoistureConservation	TCB	Ha	0.04493	0.650	14.585	75.546	0.02920
							WasteWeir	No	0.050	1				0.05000
							Forestry	Ha	0.1525	0.300				0.04575
							Horticulture	Ha	0.22634	0.600				0.13580
	3281	hoṭṭigaḍḍararāmanagaḍḍa		196	3	Machinery	SoilMoistureConservation	TCB	Ha	0.04493	0.400	14.585	75.546	0.01797
							WasteWeir	No	0.050	2				0.10000
							Forestry	Ha	0.1525	0.500				0.07625
							Horticulture	Ha	0.22634	0.800				0.18107
	3282	hoṭṭigaḍḍarabasa'mma		196	3	Machinery	SoilMoistureConservation	TCB	Ha	0.04493	1.020	14.585	75.546	0.04583
							WasteWeir	No	0.050	1				0.05000
							Forestry	Ha	0.1525	0.300				0.04575
							Horticulture	Ha	0.22634	0.500				0.11317
	3283	hoṭṭigaḍḍarasannaḍḍa		196	3	Machinery	SoilMoistureConservation	TCB	Ha	0.04493	1.090	14.585	75.546	0.04897
							WasteWeir	No	0.050	1				0.05000
							Forestry	Ha	0.1525	0.300				0.04575
							Horticulture	Ha	0.22634	0.500				0.11317
	3284	caḍḍappaḷavaramuraḍḍa		196	5	Machinery	SoilMoistureConservation	TCB	Ha	0.04493	0.300	14.585	75.546	0.01348
							WasteWeir	No	0.050	0				0.00000
							Forestry	Ha	0.1525	0.100				0.01525
							Horticulture	Ha	0.22634	0.000				0.00000
	3285	caḍḍappaḷavaraguruśāntappaḷinpuṭṭanagaḍḍa		196	5	Machinery	SoilMoistureConservation	TCB	Ha	0.04493	1.130	14.585	75.546	0.05077
							WasteWeir	No	0.050	2				0.10000
							Forestry	Ha	0.1525	0.500				0.07625
							Horticulture	Ha	0.22634	0.800				0.18107
	3286	hoṭṭigaḍḍaranāḡappa		196	1	Machinery	SoilMoistureConservation	TCB	Ha	0.04493	0.200	14.585	75.546	0.00899
							WasteWeir	No	0.050	0				0.00000
							Forestry	Ha	0.1525	0.500				0.07625
							Horticulture	Ha	0.22634	0.000				0.00000
	3287	hoṭṭigaḍḍaravīrabhadrappa		196	1	Machinery	SoilMoistureConservation	TCB	Ha	0.04493	0.200	14.585	75.546	0.00899
							WasteWeir	No	0.050	0				0.00000
							Forestry	Ha	0.1525	0.100				0.01525
							Horticulture	Ha	0.22634	0.000				0.00000
	3288	hoṭṭigaḍḍarasaḅkrappa		196	1	Machinery	SoilMoistureConservation	TCB	Ha	0.04493	0.200	14.585	75.546	0.00899
							WasteWeir	No	0.050	0				0.00000
							Forestry	Ha	0.1525	0.100				0.01525
							Horticulture	Ha	0.22634	0.000				0.00000
	3289	doḍḍakannagaḍḍaramahēśappa		196	2	Machinery	SoilMoistureConservation	TCB	Ha	0.04493	1.460	14.585	75.546	0.06560
							WasteWeir	No	0.050	2				0.10000
							Forestry	Ha	0.1525	1.000				0.15250
							Horticulture	Ha	0.22634	1.500				0.33951
	3290	muddappaḷavarabasavarāja		196	2	Machinery	SoilMoistureConservation	TCB	Ha	0.04493	0.780	14.585	75.546	0.03505
							WasteWeir	No	0.050	1				0.05000
							Forestry	Ha	0.1525	0.300				0.04575

							Horticulture	Ha	0.22634	0.500			0.11317
3291	hotigaudramañanagauda		196	3	Machinery	SoilMoistureConservation	TCB	Ha	0.04493	0.620	14.585	75.546	0.02786
							WasteWeir	No	0.050	0			0.00000
							Forestry	Ha	0.1525	0.600			0.09150
							Horticulture	Ha	0.22634	0.300			0.06790

VillageName	Farmer Code	FarmerName	Aadhar CardNo	Survey Number	RateType(Manually /Machine ry)	ActivityType(SoilMoistureCon servationActivity/Water HarvestingActivity)	ActivityName	Unit	UnitCost( InLakhs.)	Proposed Quantity	Latitude( Deg-Min- Sec)	Longitude (Deg-Min- Sec)	TotalCost (InLacs)	Site Photo
	3292	hoṭṭigaḍrasannaḡaḍa		196 4A	Machinery	SoilMoistureConservation	TCB	Ha	0.04493	0.770	14.585	75.546	0.03460	
							WasteWeir	No	0.050	0			0.00000	
							Forestry	Ha	0.1525	0.600			0.09150	
							Horticulture	Ha	0.22634	0.300			0.06790	
	3293	caḍappaḷavaramuraḍappa		196 4A	Machinery	SoilMoistureConservation	TCB	Ha	0.04493	0.780	14.585	75.546	0.03505	
							WasteWeir	No	0.050	0			0.00000	
							Forestry	Ha	0.1525	0.300			0.04575	
							Horticulture	Ha	0.22634	0.600			0.13580	
	3294	kannaḡaḍrasuśilā		196 4a	Machinery	SoilMoistureConservation	TCB	Ha	0.04493	0.790	14.585	75.546	0.03549	
							WasteWeir	No	0.050	0			0.00000	
							Forestry	Ha	0.1525	0.300			0.04575	
							Horticulture	Ha	0.22634	0.600			0.13580	
	3295	caḍappaḷavaramuraḍappa		196 5a	Machinery	SoilMoistureConservation	TCB	Ha	0.04493	0.300	14.585	75.546	0.01348	
							WasteWeir	No	0.050	0			0.00000	
							Forestry	Ha	0.1525	0.100			0.01525	
							Horticulture	Ha	0.22634	0.000			0.00000	
	3296	Caḍappaḷavaraguruśāntappabinpuṭṭanagaḍa		196 5a	Machinery	SoilMoistureConservation	TCB	Ha	0.04493	1.130	14.585	75.546	0.05077	
							WasteWeir	No	0.050	1			0.05000	
							Forestry	Ha	0.1525	1.000			0.15250	
							Horticulture	Ha	0.22634	0.500			0.11317	
	3297	mādarahonnaḡva		200 4	Machinery	SoilMoistureConservation	TCB	Ha	0.04493	0.400	14.585	75.546	0.01797	
							WasteWeir	No	0.050	1			0.05000	
							Forestry	Ha	0.1525	0.500			0.07625	
							Horticulture	Ha	0.22634	0.300			0.06790	
	3298	bārkihanumantappabinbasappa		201 1	Machinery	SoilMoistureConservation	TCB	Ha	0.04493	0.500	14.585	75.546	0.02247	
							WasteWeir	No	0.050	2			0.10000	
							Forestry	Ha	0.1525	1.500			0.22875	
							Horticulture	Ha	0.22634	0.800			0.18107	
	3299	māsaḡaḡiguruśāntappa		201 2a	Machinery	SoilMoistureConservation	TCB	Ha	0.04493	1.500	14.585	75.546	0.06740	
							WasteWeir	No	0.050	2			0.10000	
							Forestry	Ha	0.1525	1.500			0.22875	
							Horticulture	Ha	0.22634	1.000			0.22634	
	3300	māsaḡaḡimūkappa		201 2a	Machinery	SoilMoistureConservation	TCB	Ha	0.04493	1.120	14.585	75.546	0.05032	
							WasteWeir	No	0.050	2			0.10000	
							Forestry	Ha	0.1525	1.500			0.22875	
							Horticulture	Ha	0.22634	1.000			0.22634	
	3301	māsaḡaḡimūkappa		201 2a	Machinery	SoilMoistureConservation	TCB	Ha	0.04493	1.500	14.585	75.546	0.06740	
							WasteWeir	No	0.050	2			0.10000	
							Forestry	Ha	0.1525	1.500			0.22875	
							Horticulture	Ha	0.22634	1.000			0.22634	
	3302	Māsaḡaḡisaṭiśa		201 3	Machinery	SoilMoistureConservation	TCB	Ha	0.04493	0.900	14.585	75.546	0.04044	
							WasteWeir	No	0.050	2			0.10000	
							Forestry	Ha	0.1525	0.800			0.12200	
							Horticulture	Ha	0.22634	0.500			0.11317	
	3303	bārkinaḡappabinbasappa		201 5	Machinery	SoilMoistureConservation	TCB	Ha	0.04493	1.010	14.585	75.546	0.04538	
							WasteWeir	No	0.050	1			0.05000	
							Forestry	Ha	0.1525	0.800			0.12200	

							Horticulture	Ha	0.22634	0.500			0.11317
3304	masanagināgarājabinmūkappa		201	6	Machinery	SoilMoistureConservation	TCB	Ha	0.04493	1.050	14.585	75.546	0.04718
							WasteWeir	No	0.050	1			0.05000
							Forestry	Ha	0.1525	0.800			0.12200
							Horticulture	Ha	0.22634	0.500			0.11317



VillageName	Farmer Code	FarmerName	Aadhar CardNo	Survey Number	RateType(Manually /Machine ry)	ActivityType(SoilMoistureCo nservationActivity/Water HarvestingActivity)	ActivityName	Unit	UnitCost( InLakhs.)	Proposed Quantity	Latitude( Deg-Min- Sec)	Longitude (Deg-Min- Sec)	TotalCost (InLacs)	Site Photo
	3305	masanaginagarajabinmukappa		201	7	Machinery	SoilMoistureConservation	TCB	Ha	0.04493	0.220	14.585	75.546	0.00988
							WasteWeir	No	0.050	1				0.05000
							Forestry	Ha	0.1525	0.100				0.01525
							Horticulture	Ha	0.22634	0.500				0.11317
	3306	masanagikarunakarabinmukappa		201	8	Machinery	SoilMoistureConservation	TCB	Ha	0.04493	1.180	14.585	75.546	0.05302
							WasteWeir	No	0.050	2				0.10000
							Forestry	Ha	0.1525	0.800				0.12200
							Horticulture	Ha	0.22634	0.500				0.11317
	3307	barkinagappabinbasappa		201	9	Machinery	SoilMoistureConservation	TCB	Ha	0.04493	0.190	14.585	75.546	0.00854
							WasteWeir	No	0.050	0				0.00000
							Forestry	Ha	0.1525	0.100				0.01525
							Horticulture	Ha	0.22634	0.150				0.03395
	3308	barkiraghavendrabinandrappa		201	1	Machinery	SoilMoistureConservation	TCB	Ha	0.04493	0.130	14.585	75.546	0.00584
							WasteWeir	No	0.050	0				0.00000
							Forestry	Ha	0.1525	0.150				0.02288
							Horticulture	Ha	0.22634	0.100				0.02263
	3309	setasanadisaiyadali		202	1	Machinery	SoilMoistureConservation	TCB	Ha	0.04493	0.800	14.585	75.546	0.03594
							WasteWeir	No	0.050	1				0.05000
							Forestry	Ha	0.1525	0.500				0.07625
							Horticulture	Ha	0.22634	0.200				0.04527
	3310	setasanadisapurabi		203	1	Machinery	SoilMoistureConservation	TCB	Ha	0.04493	0.600	14.585	75.546	0.02696
							WasteWeir	No	0.050	1				0.05000
							Forestry	Ha	0.1525	0.500				0.07625
							Horticulture	Ha	0.22634	0.300				0.06790
	3311	setasanadisaiyadali		203	1	Machinery	SoilMoistureConservation	TCB	Ha	0.04493	0.130	14.585	75.546	0.00584
							WasteWeir	No	0.050	0				0.00000
							Forestry	Ha	0.1525	0.100				0.01525
							Horticulture	Ha	0.22634	0.000				0.00000
	3312	setasanadicamanasaba		203	2	Machinery	SoilMoistureConservation	TCB	Ha	0.04493	1.430	14.585	75.546	0.06425
							WasteWeir	No	0.050	1				0.05000
							Forestry	Ha	0.1525	0.800				0.12200
							Horticulture	Ha	0.22634	0.700				0.15844
	3313	barkiraghavendrabinandrappa		204	1	Machinery	SoilMoistureConservation	TCB	Ha	0.04493	0.770	14.585	75.546	0.03460
							WasteWeir	No	0.050	1				0.05000
							Forestry	Ha	0.1525	0.800				0.12200
							Horticulture	Ha	0.22634	0.500				0.11317
	3314	Masanagijagadisa		204	1	Machinery	SoilMoistureConservation	TCB	Ha	0.04493	1.540	14.585	75.546	0.06919
							WasteWeir	No	0.050	2				0.10000
							Forestry	Ha	0.1525	1.500				0.22875
							Horticulture	Ha	0.22634	1.000				0.22634
	3315	muddappaavaraurphabanakaramala kappa		204	1	Machinery	SoilMoistureConservation	TCB	Ha	0.04493	0.880	14.585	75.546	0.03954
							WasteWeir	No	0.050	2				0.10000
							Forestry	Ha	0.1525	0.500				0.07625
							Horticulture	Ha	0.22634	0.800				0.18107
	3316	Muddappaavaraurphabanakaragurusantappa		204	1	Machinery	SoilMoistureConservation	TCB	Ha	0.04493	0.880	14.585	75.546	0.03954
							WasteWeir	No	0.050	1				0.05000
							Forestry	Ha	0.1525	0.800				0.12200

							Horticulture	Ha	0.22634	0.500			0.11317
3317	māsanagijagadiša		204	1#	Machinery	SoilMoistureConservation	TCB	Ha	0.04493	1.540	14.585	75.546	0.06919
							WasteWeir	No	0.050	1			0.05000
							LRRS	No	2.5	1			2.50000

VillageName	Farmer Code	FarmerName	Aadhar CardNo	Survey Number	RateType(Manually /Machine ry)	ActivityType(SoilMoistureConservationActivity/Water HarvestingActivity)	ActivityName	Unit	UnitCost( InLakhs.)	Proposed Quantity	Latitude( Deg-Min- Sec)	Longitude (Deg-Min- Sec)	TotalCost (InLacs)	Site Photo
							Forestry	Ha	0.1525	1.500			0.22875	
							Horticulture	Ha	0.22634	1.000			0.22634	
	3318	muddappaḷavaraūrphabaṅakāraguruśāntappa	204	123	Machinery	SoilMoistureConservation	TCB	Ha	0.04493	0.880	14.585	75.546	0.03954	
							WasteWeir	No	0.050	1			0.05000	
							Forestry	Ha	0.1525	1.500			0.22875	
							Horticulture	Ha	0.22634	1.000			0.22634	
	3319	muddappaḷavaragadigeppa	204	2	Machinery	SoilMoistureConservation	TCB	Ha	0.04493	0.650	14.585	75.546	0.02920	
							WasteWeir	No	0.050	1			0.05000	
						WaterHarvestingActivity	FarmPond	No	1.041	1			1.04100	
							Forestry	Ha	0.1525	0.800			0.12200	
							Horticulture	Ha	0.22634	0.500			0.11317	
	3320	muddappaḷavarapuṭṭappa	204	2	Machinery	SoilMoistureConservation	TCB	Ha	0.04493	0.660	14.585	75.546	0.02965	
							WasteWeir	No	0.050	1			0.05000	
							Forestry	Ha	0.1525	0.500			0.07625	
							Horticulture	Ha	0.22634	0.300			0.06790	
	3321	muddappaḷavaraśyāmalākōmbasavaṅṅeppa	204	2	Machinery	SoilMoistureConservation	TCB	Ha	0.04493	1.310	14.585	75.546	0.05886	
							WasteWeir	No	0.050	2			0.10000	
							Forestry	Ha	0.1525	0.800			0.12200	
							Horticulture	Ha	0.22634	0.500			0.11317	
	3322	kṣavaradaūrphakāyakadamaṅṅappa	205	39	Machinery	SoilMoistureConservation	TCB	Ha	0.04493	0.820	14.585	75.546	0.03684	
							WasteWeir	No	0.050	1			0.05000	
							Forestry	Ha	0.1525	0.500			0.07625	
							Horticulture	Ha	0.22634	0.800			0.18107	
	3323	cannagaḍḍramaliśāntagaḍḍabinbasanagaḍḍa	205	1	Machinery	SoilMoistureConservation	TCB	Ha	0.04493	1.750	14.585	75.546	0.07863	
							WasteWeir	No	0.050	2			0.10000	
							Forestry	Ha	0.1525	1.500			0.22875	
							Horticulture	Ha	0.22634	1.000			0.22634	
	3324	muddappaḷavaragadigeppa	205	2	Machinery	SoilMoistureConservation	TCB	Ha	0.04493	0.380	14.585	75.546	0.01707	
							WasteWeir	No	0.050	0			0.00000	
							Forestry	Ha	0.1525	0.100			0.01525	
							Horticulture	Ha	0.22634	0.150			0.03395	
	3325	muddappaḷavarapuṭṭappa	205	2	Machinery	SoilMoistureConservation	TCB	Ha	0.04493	0.390	14.585	75.546	0.01752	
							WasteWeir	No	0.050	0			0.00000	
							Forestry	Ha	0.1525	0.200			0.03050	
							Horticulture	Ha	0.22634	0.100			0.02263	
	3326	Muddappaḷavaraśyāmalākōmbasavaṅṅeppa	205	2	Machinery	SoilMoistureConservation	TCB	Ha	0.04493	0.770	14.585	75.546	0.03460	
							WasteWeir	No	0.050	1			0.05000	
							Forestry	Ha	0.1525	0.200			0.03050	
							Horticulture	Ha	0.22634	0.300			0.06790	
	3327	kṣavaradaūrphakāyakadamalakappa	205	323	Machinery	SoilMoistureConservation	TCB	Ha	0.04493	0.620	14.585	75.546	0.02786	
							WasteWeir	No	0.050	1			0.05000	
							Forestry	Ha	0.1525	0.500			0.07625	
							Horticulture	Ha	0.22634	0.200			0.04527	
	3328	hanumantappakuravatti..	205	4	Machinery	SoilMoistureConservation	TCB	Ha	0.04493	0.200	14.585	75.546	0.00899	
							WasteWeir	No	0.050	1			0.05000	
							Forestry	Ha	0.1525	0.200			0.03050	
							Horticulture	Ha	0.22634	0.100			0.02263	

	3329	Cannagaḍrakaribasam'makōmrānagaḍa	205	5	Machinery	SoilMoistureConservation	TCB	Ha	0.04493	1.650	14.585	75.546	0.07413
							WasteWeir	No	0.050	2			0.10000
							Forestry	Ha	0.1525	1.500			0.22875
							Horticulture	Ha	0.22634	1.000			0.22634

VillageName	Farmer Code	FarmerName	Aadhar CardNo	Survey Number	RateType(Manually /Machine ry)	ActivityType(SoilMoistureCo nservationActivity/Water HarvestingActivity)	ActivityName	Unit	UnitCost( InLakhs.)	Proposed Quantity	Latitude( Deg-Min- Sec)	Longitude (Deg-Min- Sec)	TotalCost (InLacs)	Site Photo
	3330	gōraṅṅṅiriyavva		206	1	Machinery	SoilMoistureConservation	TCB	Ha	0.04493	1.910	14.585	75.546	0.08582
							WasteWeir	No	0.050	2				0.10000
							Forestry	Ha	0.1525	1.500				0.22875
							Horticulture	Ha	0.22634	1.000				0.22634
	3331	cannagaṅṅa. Tandeśaṅṅkrappaurphaśaṅṅkaragau		206	2	Machinery	SoilMoistureConservation	TCB	Ha	0.04493	2.100	14.585	75.546	0.09435
							WasteWeir	No	0.050	2				0.10000
							Forestry	Ha	0.1525	2.000				0.30500
							Horticulture	Ha	0.22634	1.000				0.22634
	3332	Nēkārasarasvatikōmṅcandrappa		206	3	Machinery	SoilMoistureConservation	TCB	Ha	0.04493	1.000	14.585	75.546	0.04493
							WasteWeir	No	0.050	1				0.05000
							Forestry	Ha	0.1525	0.800				0.12200
							Horticulture	Ha	0.22634	0.500				0.11317
	3333	kuṅṅūrahāṅṅappa		206	4	Machinery	SoilMoistureConservation	TCB	Ha	0.04493	2.140	14.585	75.546	0.09615
							WasteWeir	No	0.050	3				0.15000
							Forestry	Ha	0.1525	2.000				0.30500
							Horticulture	Ha	0.22634	1.000				0.22634
	3334	śaṅṅkrappatandekotrappanēkāra.		206	5	Machinery	SoilMoistureConservation	TCB	Ha	0.04493	1.000	14.585	75.546	0.04493
							WasteWeir	No	0.050	1				0.05000
							Forestry	Ha	0.1525	0.800				0.12200
							Horticulture	Ha	0.22634	0.500				0.11317
	3335	Bārkīnāṅṅappabinbasappa		207	1ṅ+2ṅ	Machinery	SoilMoistureConservation	TCB	Ha	0.04493	1.340	14.585	75.546	0.06021
							WasteWeir	No	0.050	2				0.10000
							Forestry	Ha	0.1525	0.600				0.09150
							Horticulture	Ha	0.22634	0.400				0.09054
	3336	bārkīśivappabinnāṅṅappa		207	1ṅ+1ṅ	Machinery	SoilMoistureConservation	TCB	Ha	0.04493	0.790	14.585	75.546	0.03549
							WasteWeir	No	0.050	1				0.05000
							Forestry	Ha	0.1525	0.500				0.07625
							Horticulture	Ha	0.22634	0.300				0.06790
	3337	nāṅṅam'makōmbhīmapabārkī..		207	1ṅ	Machinery	SoilMoistureConservation	TCB	Ha	0.04493	0.990	14.585	75.546	0.04448
							WasteWeir	No	0.050	2				0.10000
							Forestry	Ha	0.1525	1.500				0.22875
							Horticulture	Ha	0.22634	1.000				0.22634
	3338	Hāṅṅivānadacikrappabinhonnappa		207	1ṅ	Machinery	SoilMoistureConservation	TCB	Ha	0.04493	1.300	14.585	75.546	0.05841
							WasteWeir	No	0.050	3				0.15000
							Forestry	Ha	0.1525	3.000				0.45750
							Horticulture	Ha	0.22634	1.500				0.33951
	3339	sāradamaṅṅiyappa		207	2ṅ	Machinery	SoilMoistureConservation	TCB	Ha	0.04493	2.000	14.585	75.546	0.08986
							WasteWeir	No	0.050	2				0.10000
							Forestry	Ha	0.1525	1.500				0.22875
							Horticulture	Ha	0.22634	1.000				0.22634
	3340	Doḅḅapuṅṅappaṅṅavaraguruśāntappabincannappa		207	2ṅ	Machinery	SoilMoistureConservation	TCB	Ha	0.04493	1.830	14.585	75.546	0.08222
							WasteWeir	No	0.050	2				0.10000
							Forestry	Ha	0.1525	2.000				0.30500
							Horticulture	Ha	0.22634	1.000				0.22634
	3341	doḅḅapuṅṅappaṅṅavarajyōṅṅi		207	2ṅ	Machinery	SoilMoistureConservation	TCB	Ha	0.04493	1.800	14.585	75.546	0.08087
							WasteWeir	No	0.050	2				0.10000
							WaterHarvestingActivity	FarmPond	No	1.041	1			1.04100

							Forestry	Ha	0.1525	2.000			0.30500	
							Horticulture	Ha	0.22634	1.000			0.22634	
	3342	bärkiphakkīrappabinnāgappa		207	3	Machinery	SoilMoistureConservation	TCB	Ha	0.04493	0.790	14.585	75.546	0.03549
							WasteWeir	No	0.050		1			0.05000

VillageName	Farmer Code	FarmerName	Aadhar CardNo	Survey Number	RateType(Manually /Machine ry)	ActivityType(SoilMoistureCo nservationActivity/Water HarvestingActivity)	ActivityName	Unit	UnitCost( InLakhs.)	Proposed Quantity	Latitude( Deg-Min- Sec)	Longitude (Deg-Min- Sec)	TotalCost (InLacs)	Site Photo
							Forestry	Ha	0.1525	0.600			0.09150	
							Horticulture	Ha	0.22634	0.300			0.06790	
	3343	muddem'manavarasumākōmbasanagauda	208	1+2	Machinery	SoilMoistureConservation	TCB	Ha	0.04493	1.590	14.585	75.546	0.07144	
							WasteWeir	No	0.050	1			0.05000	
							Forestry	Ha	0.1525	1.500			0.22875	
							Horticulture	Ha	0.22634	1.000			0.22634	
	3344	hoṭṭigauḍrairaṇṇa	208	1+2	Machinery	SoilMoistureConservation	TCB	Ha	0.04493	0.530	14.585	75.546	0.02381	
							WasteWeir	No	0.050	1			0.05000	
							Forestry	Ha	0.1525	0.500			0.07625	
							Horticulture	Ha	0.22634	0.300			0.06790	
	3345	karēgauḍarasaṅtavva	208	1+2	Machinery	SoilMoistureConservation	TCB	Ha	0.04493	1.150	14.585	75.546	0.05167	
							WasteWeir	No	0.050	1			0.05000	
							Forestry	Ha	0.1525	0.800			0.12200	
							Horticulture	Ha	0.22634	0.500			0.11317	
	3346	hanumappatandebharamappabārki..	208	1+2	Machinery	SoilMoistureConservation	TCB	Ha	0.04493	1.180	14.585	75.546	0.05302	
							WasteWeir	No	0.050	1			0.05000	
							Forestry	Ha	0.1525	0.800			0.12200	
							Horticulture	Ha	0.22634	0.500			0.11317	
	3347	Sāradamaḷiyappa	208	1+2	Machinery	SoilMoistureConservation	TCB	Ha	0.04493	3.070	14.585	75.546	0.13794	
							WasteWeir	No	0.050	2			0.10000	
							WaterHarvestingActivity	FarmPond	No	1.041	1		1.04100	
							Forestry	Ha	0.1525	3.000			0.45750	
							Horticulture	Ha	0.22634	2.000			0.45268	
	3348	hoṭṭigauḍrairaṇṇa	208	1+2	Machinery	SoilMoistureConservation	TCB	Ha	0.04493	1.130	14.585	75.546	0.05077	
							WasteWeir	No	0.050	1			0.05000	
							Forestry	Ha	0.1525	0.800			0.12200	
							Horticulture	Ha	0.22634	0.500			0.11317	
	3349	muddappalavaracanabasavva	211	4 <sup>9</sup>	Machinery	SoilMoistureConservation	TCB	Ha	0.04493	0.790	14.585	75.546	0.03549	
							WasteWeir	No	0.050	1			0.05000	
							Forestry	Ha	0.1525	0.600			0.09150	
							Horticulture	Ha	0.22634	0.300			0.06790	
	3350	Cannagauḍraprakāśabincannagauda	211	1	Machinery	SoilMoistureConservation	TCB	Ha	0.04493	0.940	14.585	75.546	0.04223	
							WasteWeir	No	0.050	1			0.05000	
							Forestry	Ha	0.1525	0.500			0.07625	
							Horticulture	Ha	0.22634	0.800			0.18107	
	3351	cannagauḍrarāmanagauḍabinliṅganagauda	211	2	Machinery	SoilMoistureConservation	TCB	Ha	0.04493	0.540	14.585	75.546	0.02426	
							WasteWeir	No	0.050	1			0.05000	
							Forestry	Ha	0.1525	0.500			0.07625	
							Horticulture	Ha	0.22634	0.300			0.06790	
	3352	cannagauḍracannabasanagauḍabinśivanagaud	211	3	Machinery	SoilMoistureConservation	TCB	Ha	0.04493	0.600	14.585	75.546	0.02696	
							WasteWeir	No	0.050	1			0.05000	
							Forestry	Ha	0.1525	0.800			0.12200	
							Horticulture	Ha	0.22634	0.500			0.11317	
	3353	muddappalavarānāgarājabinukkundappa	211	4 <sup>2</sup>	Machinery	SoilMoistureConservation	TCB	Ha	0.04493	0.390	14.585	75.546	0.01752	
							WasteWeir	No	0.050	0			0.00000	
							Forestry	Ha	0.1525	0.500			0.07625	
							Horticulture	Ha	0.22634	0.200			0.04527	

	3354	cannagaḍḍararāmanagaḍḍabinliṅganagaḍḍa	211	5	Machinery	SoilMoistureConservation	TCB	Ha	0.04493	1.430	14.585	75.546	0.06425
							WasteWeir	No	0.050	1			0.05000
							Forestry	Ha	0.1525	1.500			0.22875
							Horticulture	Ha	0.22634	1.000			0.22634



VillageName	Farmer Code	FarmerName	Aadhar CardNo	Survey Number	RateType(Manually /Machine ry)	ActivityType(SoilMoistureCo nservationActivity/Water HarvestingActivity)	ActivityName	Unit	UnitCost( InLakhs.)	Proposed Quantity	Latitude( Deg-Min- Sec)	Longitude (Deg-Min- Sec)	TotalCost (InLacs)	Site Photo
	3355	cannagaudrasanagaugaabinbasanagauga		211	6	Machinery	SoilMoistureConservation	TCB	Ha	0.04493	1.170	14.585	75.546	0.05257
							WasteWeir	No	0.050	1				0.05000
							Forestry	Ha	0.1525	0.800				0.12200
							Horticulture	Ha	0.22634	0.500				0.11317
	3356	cannagaudrasanagaugaabinbasanagauga		211	7	Machinery	SoilMoistureConservation	TCB	Ha	0.04493	0.800	14.585	75.546	0.03594
							WasteWeir	No	0.050	1				0.05000
							Forestry	Ha	0.1525	0.800				0.12200
							Horticulture	Ha	0.22634	0.500				0.11317
	3357	muddappaavaragadigeppabinukkundappa		211	8	Machinery	SoilMoistureConservation	TCB	Ha	0.04493	0.390	14.585	75.546	0.01752
							WasteWeir	No	0.050	0				0.00000
							Forestry	Ha	0.1525	0.500				0.07625
							Horticulture	Ha	0.22634	0.300				0.06790
	3358	kāyakadagurusāntappa		212	1e	Machinery	SoilMoistureConservation	TCB	Ha	0.04493	0.420	14.585	75.546	0.01887
							WasteWeir	No	0.050	0				0.00000
							Forestry	Ha	0.1525	0.500				0.07625
							Horticulture	Ha	0.22634	0.300				0.06790
	3359	karabasapparēvanēppakāyakada		212	1e	Machinery	SoilMoistureConservation	TCB	Ha	0.04493	0.430	14.585	75.546	0.01932
							WasteWeir	No	0.050	1				0.05000
							Forestry	Ha	0.1525	0.500				0.07625
							Horticulture	Ha	0.22634	0.300				0.06790
	3360	kāyakadarēvanēppa		212	1e	Machinery	SoilMoistureConservation	TCB	Ha	0.04493	0.420	14.585	75.546	0.01887
							WasteWeir	No	0.050	1				0.05000
							Forestry	Ha	0.1525	0.500				0.07625
							Horticulture	Ha	0.22634	0.300				0.06790
	3361	Kāyakadaśivappa		212	1e	Machinery	SoilMoistureConservation	TCB	Ha	0.04493	0.420	14.585	75.546	0.01887
							WasteWeir	No	0.050	0				0.00000
							Forestry	Ha	0.1525	0.500				0.07625
							Horticulture	Ha	0.22634	0.300				0.06790
	3362	kāyakadajatteppa		212	1e	Machinery	SoilMoistureConservation	TCB	Ha	0.04493	0.420	14.585	75.546	0.01887
							WasteWeir	No	0.050	1				0.05000
							Forestry	Ha	0.1525	0.500				0.07625
							Horticulture	Ha	0.22634	0.300				0.06790
	3363	kāyakadapuṭṭappa		212	1e	Machinery	SoilMoistureConservation	TCB	Ha	0.04493	2.110	14.585	75.546	0.09480
							WasteWeir	No	0.050	2				0.10000
							WaterHarvestingActivity	FarmPond	No	1.041	1			1.04100
							Forestry	Ha	0.1525	0.500				0.07625
							Horticulture	Ha	0.22634	0.300				0.06790
	3364	muddem'manavaragaṅgavvakōmrāmanagauga		212	2	Machinery	SoilMoistureConservation	TCB	Ha	0.04493	0.570	14.585	75.546	0.02561
							WasteWeir	No	0.050	1				0.05000
							Forestry	Ha	0.1525	0.500				0.07625
							Horticulture	Ha	0.22634	0.300				0.06790
	3365	cannagaudramadhukara		212	2	Machinery	SoilMoistureConservation	TCB	Ha	0.04493	0.600	14.585	75.546	0.02696
							WasteWeir	No	0.050	0				0.00000
							Forestry	Ha	0.1525	0.300				0.04575
							Horticulture	Ha	0.22634	0.200				0.04527
	3366	muddem'manavaragaṅgavvakōmrāmanagauga		212	2	Machinery	SoilMoistureConservation	TCB	Ha	0.04493	0.530	14.585	75.546	0.02381
							WasteWeir	No	0.050	1				0.05000

								Forestry	Ha	0.1525	0.500			0.07625
								Horticulture	Ha	0.22634	0.300			0.06790
	3367	muddeṁmanavaragaṅgavvakōṁrāmanagaṁḁa	212	2	Machinery	SoilMoistureConservation		TCB	Ha	0.04493	0.400	14.585	75.546	0.01797
								WasteWeir	No	0.050	1			0.05000

VillageName	Farmer Code	FarmerName	Aadhar CardNo	Survey Number	RateType(Manually /Machinery)	ActivityType(SoilMoistureConservationActivity/Water HarvestingActivity)	ActivityName	Unit	UnitCost(InLakhs.)	Proposed Quantity	Latitude(Deg-Min-Sec)	Longitude (Deg-Min-Sec)	TotalCost (InLacs)	Site Photo
							Forestry	Ha	0.1525	0.500			0.07625	
							Horticulture	Ha	0.22634	0.300			0.06790	
	3368	muddem'manavarabasanagauda		212	2	Machinery	SoilMoistureConservation	TCB	Ha	0.04493	0.300	14.585	75.546	0.01348
							WasteWeir	No	0.050	0			0.00000	
							Forestry	Ha	0.1525	0.200			0.03050	
							Horticulture	Ha	0.22634	0.100			0.02263	
	3369	muddem'manavaramajappa		212	2	Machinery	SoilMoistureConservation	TCB	Ha	0.04493	0.400	14.585	75.546	0.01797
							WasteWeir	No	0.050	0			0.00000	
							Forestry	Ha	0.1525	0.300			0.04575	
							Horticulture	Ha	0.22634	0.200			0.04527	
	3370	muddem'manavarakumarabinsivanagauda		212	2	Machinery	SoilMoistureConservation	TCB	Ha	0.04493	0.550	14.585	75.546	0.02471
							WasteWeir	No	0.050	0			0.00000	
							Forestry	Ha	0.1525	0.500			0.07625	
							Horticulture	Ha	0.22634	0.300			0.06790	
	3371	muddem'manavaranihanagaudabinsivanagaud		212	3	Machinery	SoilMoistureConservation	TCB	Ha	0.04493	0.550	14.585	75.546	0.02471
							WasteWeir	No	0.050	0			0.00000	
							Forestry	Ha	0.1525	0.200			0.03050	
							Horticulture	Ha	0.22634	0.100			0.02263	
	3372	kannagaudraanandappabinsivanagauda		213	1a	Machinery	SoilMoistureConservation	TCB	Ha	0.04493	0.330	14.585	75.546	0.01483
							WasteWeir	No	0.050	0			0.00000	
							Forestry	Ha	0.1525	0.300			0.04575	
							Horticulture	Ha	0.22634	0.200			0.04527	
	3373	kolliśiddappa		213	1b	Machinery	SoilMoistureConservation	TCB	Ha	0.04493	0.540	14.585	75.546	0.02426
							WasteWeir	No	0.050	0			0.00000	
							Forestry	Ha	0.1525	0.300			0.04575	
							Horticulture	Ha	0.22634	0.200			0.04527	
	3374	Kannagaudraanandappabinsivanagauda		213	1c	Machinery	SoilMoistureConservation	TCB	Ha	0.04493	0.270	14.585	75.546	0.01213
							WasteWeir	No	0.050	0			0.00000	
							Forestry	Ha	0.1525	0.100			0.01525	
							Horticulture	Ha	0.22634	0.000			0.00000	
	3375	kannagaudragadigepagauḍabinsivanagauda		213	1d	Machinery	SoilMoistureConservation	TCB	Ha	0.04493	0.660	14.585	75.546	0.02965
							WasteWeir	No	0.050	0			0.00000	
							Forestry	Ha	0.1525	0.300			0.04575	
							Horticulture	Ha	0.22634	0.200			0.04527	
	3376	hālivānadabasavarājabinhonnappa		213	1e	Machinery	SoilMoistureConservation	TCB	Ha	0.04493	0.300	14.585	75.546	0.01348
							WasteWeir	No	0.050	0			0.00000	
							Forestry	Ha	0.1525	0.300			0.04575	
							Horticulture	Ha	0.22634	0.200			0.04527	
	3377	kolliśiddappa		213	1f	Machinery	SoilMoistureConservation	TCB	Ha	0.04493	0.540	14.585	75.546	0.02426
							WasteWeir	No	0.050	1			0.05000	
							Forestry	Ha	0.1525	0.500			0.07625	
							Horticulture	Ha	0.22634	0.300			0.06790	
	3378	bārkibharamappa		213	2	Machinery	SoilMoistureConservation	TCB	Ha	0.04493	0.560	14.585	75.546	0.02516
							WasteWeir	No	0.050	1			0.05000	
							Forestry	Ha	0.1525	0.500			0.07625	
							Horticulture	Ha	0.22634	0.300			0.06790	
	3379	bārkihanumantappa		213	2	Machinery	SoilMoistureConservation	TCB	Ha	0.04493	0.560	14.585	75.546	0.02516

								WasteWeir	No	0.050	1			0.05000
								Forestry	Ha	0.1525	0.500			0.07625
								Horticulture	Ha	0.22634	0.300			0.06790
	3380	bārkibasavva		213	2	Machinery	SoilMoistureConservation	TCB	Ha	0.04493	0.540	14.585	75.546	0.02426

VillageName	Farmer Code	FarmerName	Aadhar CardNo	Survey Number	RateType(Manually /Machine ry)	ActivityType(SoilMoistureConservationActivity/Water HarvestingActivity)	ActivityName	Unit	UnitCost(InLakhs.)	Proposed Quantity	Latitude(Deg-Min-Sec)	Longitude (Deg-Min-Sec)	TotalCost (InLacs)	Site Photo
							WasteWeir	No	0.050	1			0.05000	
							Forestry	Ha	0.1525	0.500			0.07625	
							Horticulture	Ha	0.22634	0.300			0.06790	
	3381	bārkiyallappa		213	2	Machinery	SoilMoistureConservation	TCB	Ha	0.04493	0.550	14.585	75.546	0.02471
							WasteWeir	No	0.050	1			0.05000	
							Forestry	Ha	0.1525	0.500			0.07625	
							Horticulture	Ha	0.22634	0.300			0.06790	
	3382	ujjappaḷavaramaḷappa		213	3	Machinery	SoilMoistureConservation	TCB	Ha	0.04493	0.990	14.585	75.546	0.04448
							WasteWeir	No	0.050	1			0.05000	
							Forestry	Ha	0.1525	0.500			0.07625	
							Horticulture	Ha	0.22634	0.300			0.06790	
	3383	ujjappaḷavaraśivānandappa		213	4	Machinery	SoilMoistureConservation	TCB	Ha	0.04493	0.600	14.585	75.546	0.02696
							WasteWeir	No	0.050	1			0.05000	
							Forestry	Ha	0.1525	0.500			0.07625	
							Horticulture	Ha	0.22634	0.300			0.06790	
	3384	ujjappaḷavaragadigeppa		213	4	Machinery	SoilMoistureConservation	TCB	Ha	0.04493	0.590	14.585	75.546	0.02651
							WasteWeir	No	0.050	1			0.05000	
							Forestry	Ha	0.1525	0.500			0.07625	
							Horticulture	Ha	0.22634	0.300			0.06790	
	3385	hālivāṇadanāgarājabinhonnappa		213	6	Machinery	SoilMoistureConservation	TCB	Ha	0.04493	0.300	14.585	75.546	0.01348
							WasteWeir	No	0.050	0			0.00000	
							Forestry	Ha	0.1525	0.100			0.01525	
							Horticulture	Ha	0.22634	0.500			0.11317	
	3386	koḷḷēraśivakka		214	2	Machinery	SoilMoistureConservation	TCB	Ha	0.04493	0.930	14.585	75.546	0.04178
							WasteWeir	No	0.050	1			0.05000	
							Forestry	Ha	0.1525	0.800			0.12200	
							Horticulture	Ha	0.22634	0.500			0.11317	
	3387	muddem'manavarasambuliṅappa		214	1	Machinery	SoilMoistureConservation	TCB	Ha	0.04493	2.300	14.585	75.546	0.10334
							WasteWeir	No	0.050	3			0.15000	
							Forestry	Ha	0.1525	2.000			0.30500	
							Horticulture	Ha	0.22634	1.000			0.22634	
	3388	koḷḷērabasappa		214	2	Machinery	SoilMoistureConservation	TCB	Ha	0.04493	0.970	14.585	75.546	0.04358
							WasteWeir	No	0.050	2			0.10000	
							Forestry	Ha	0.1525	1.500			0.22875	
							Horticulture	Ha	0.22634	1.000			0.22634	
	3389	Koḷḷērabasappa		214	2	Machinery	SoilMoistureConservation	TCB	Ha	0.04493	0.970	14.585	75.546	0.04358
							WasteWeir	No	0.050	2			0.10000	
							Forestry	Ha	0.1525	1.500			0.22875	
							Horticulture	Ha	0.22634	1.000			0.22634	
	3390	kicaḷisāvavvakōṃjayappa		214	2 + 2	Machinery	SoilMoistureConservation	TCB	Ha	0.04493	1.600	14.585	75.546	0.07189
							WasteWeir	No	0.050	3			0.15000	
							Forestry	Ha	0.1525	2.000			0.30500	
							Horticulture	Ha	0.22634	1.500			0.33951	
	3391	bārkiḷbaramappabinnāgappa		214	2 + 2	Machinery	SoilMoistureConservation	TCB	Ha	0.04493	1.750	14.585	75.546	0.07863
							WasteWeir	No	0.050	1			0.05000	
							Forestry	Ha	0.1525	0.600			0.09150	
							Horticulture	Ha	0.22634	0.400			0.09054	

	3392	Koljinilavva		214	208	Machinery	SoilMoistureConservation	TCB	Ha	0.04493	1.290	14.585	75.546	0.05796
								WasteWeir	No	0.050	1			0.05000
								Forestry	Ha	0.1525	2.000			0.30500
								Horticulture	Ha	0.22634	0.150			0.03395

VillageName	Farmer Code	FarmerName	Aadhar CardNo	Survey Number	RateType(Manually /Machine ry)	ActivityType(SoilMoistureConservationActivity/Water HarvestingActivity)	ActivityName	Unit	UnitCost(InLakhs.)	Proposed Quantity	Latitude(Deg-Min-Sec)	Longitude (Deg-Min-Sec)	TotalCost (InLacs)	Site Photo
	3393	kumbāralakṣmappabinbhīmappa		215	3	Machinery	SoilMoistureConservation	TCB	Ha	0.04493	1.630	14.585	75.546	0.07324
							WasteWeir	No	0.050	2				0.10000
							WaterHarvestingActivity	FarmPond	No	1.041	1			1.04100
							Forestry	Ha	0.1525	0.400				0.06100
							Horticulture	Ha	0.22634	0.200				0.04527
	3394	kumbāralakṣmappabinbhīmappa		215	3	Machinery	SoilMoistureConservation	TCB	Ha	0.04493	0.970	14.585	75.546	0.04358
							WasteWeir	No	0.050	1				0.05000
							Forestry	Ha	0.1525	0.150				0.02288
							Horticulture	Ha	0.22634	0.100				0.02263
	3395	hoṭṭigauḍragurusāntappa		215	1	Machinery	SoilMoistureConservation	TCB	Ha	0.04493	0.440	14.585	75.546	0.01977
							WasteWeir	No	0.050	1				0.05000
							Forestry	Ha	0.1525	0.150				0.02288
							Horticulture	Ha	0.22634	0.100				0.02263
	3396	muddeṃ'manavarabasanagaḍḍa		215	1	Machinery	SoilMoistureConservation	TCB	Ha	0.04493	1.780	14.585	75.546	0.07998
							WasteWeir	No	0.050	1				0.05000
							WaterHarvestingActivity	FarmPond	No	1.041	1			1.04100
							Forestry	Ha	0.1525	0.300				0.04575
							Horticulture	Ha	0.22634	0.200				0.04527
	3397	piṅṅarabudānasāba		215	2	Machinery	SoilMoistureConservation	TCB	Ha	0.04493	1.340	14.585	75.546	0.06021
							WasteWeir	No	0.050	1				0.05000
							Forestry	Ha	0.1525	0.300				0.04575
							Horticulture	Ha	0.22634	0.250				0.05659
	3398	koḷḷērabasappabinbharamappa		215	4	Machinery	SoilMoistureConservation	TCB	Ha	0.04493	0.200	14.585	75.546	0.00899
							WasteWeir	No	0.050	0				0.00000
							Forestry	Ha	0.1525	0.150				0.02288
							Horticulture	Ha	0.22634	0.100				0.02263
	3399	basavarājatandenṭakāṅṅhappadēvaraguḍḍa.		215	4	Machinery	SoilMoistureConservation	TCB	Ha	0.04493	0.580	14.585	75.546	0.02606
							WasteWeir	No	0.050	1				0.05000
							Forestry	Ha	0.1525	0.150				0.02288
							Horticulture	Ha	0.22634	0.100				0.02263
	3400	Śāntavvakoḷḷēra.		215	5	Machinery	SoilMoistureConservation	TCB	Ha	0.04493	0.840	14.585	75.546	0.03774
							WasteWeir	No	0.050	1				0.05000
							Forestry	Ha	0.1525	0.100				0.01525
							Horticulture	Ha	0.22634	0.250				0.05659
	3401	Muddappaḷavarakamalavvakōmbasavarājappa		215	6	Machinery	SoilMoistureConservation	TCB	Ha	0.04493	0.440	14.585	75.546	0.01977
							WasteWeir	No	0.050	1				0.05000
							Forestry	Ha	0.1525	0.200				0.03050
							Horticulture	Ha	0.22634	0.100				0.02263
	3402	piṅṅaradoḍḍabudānasāba		215	7	Machinery	SoilMoistureConservation	TCB	Ha	0.04493	1.340	14.585	75.546	0.06021
							WasteWeir	No	0.050	1				0.05000
							Forestry	Ha	0.1525	0.250				0.03813
							Horticulture	Ha	0.22634	0.100				0.02263
	3403	piṅṅaradoḍḍabudānasāba		215	7	Machinery	SoilMoistureConservation	TCB	Ha	0.04493	1.340	14.585	75.546	0.06021
							WasteWeir	No	0.050	1				0.05000
							Forestry	Ha	0.1525	0.250				0.03813
							Horticulture	Ha	0.22634	0.300				0.06790
	3404	Koḷḷēraśivappabinbharamappa		215	8	Machinery	SoilMoistureConservation	TCB	Ha	0.04493	0.340	14.585	75.546	0.01528

								WasteWeir	No	0.050	0			0.00000
								Forestry	Ha	0.1525	0.100			0.01525
								Horticulture	Ha	0.22634	0.150			0.03395
	3405	rēvanasiddappakoḷḷēra.		215	9	Machinery	SoilMoistureConservation	TCB	Ha	0.04493	0.600	14.585	75.546	0.02696



VillageName	Farmer Code	FarmerName	Aadhar CardNo	Survey Number	RateType(Manually /Machine ry)	ActivityType(SoilMoistureConservationActivity/Water HarvestingActivity)	ActivityName	Unit	UnitCost(InLakhs.)	Proposed Quantity	Latitude(Deg-Min-Sec)	Longitude (Deg-Min-Sec)	TotalCost (InLacs)	Site Photo
							WasteWeir	No	0.050	1			0.05000	
							Forestry	Ha	0.1525	0.150			0.02288	
							Horticulture	Ha	0.22634	0.100			0.02263	
	3406	Bārkikāntēśa		216	1	Machinery	SoilMoistureConservation	TCB	Ha	0.04493	0.510	14.585	75.546	0.02291
							WasteWeir	No	0.050	1			0.05000	
							Forestry	Ha	0.1525	0.100			0.01525	
							Horticulture	Ha	0.22634	0.150			0.03395	
	3407	bārkīparasappabīnbharamappa		216	1	Machinery	SoilMoistureConservation	TCB	Ha	0.04493	0.500	14.585	75.546	0.02247
							WasteWeir	No	0.050	1			0.05000	
							Forestry	Ha	0.1525	0.250			0.03813	
							Horticulture	Ha	0.22634	0.100			0.02263	
	3408	śēkhappatandenāgappabārki.		216	10	Machinery	SoilMoistureConservation	TCB	Ha	0.04493	0.200	14.585	75.546	0.00899
							WasteWeir	No	0.050	0			0.00000	
							Forestry	Ha	0.1525	0.200			0.03050	
							Horticulture	Ha	0.22634	0.100			0.02263	
	3409	Bārkirāghavēndrabīncandrappa		216	11	Machinery	SoilMoistureConservation	TCB	Ha	0.04493	0.540	14.585	75.546	0.02426
							WasteWeir	No	0.050	1			0.05000	
							Forestry	Ha	0.1525	0.150			0.02288	
							Horticulture	Ha	0.22634	0.100			0.02263	
	3410	bārkiśēkhappabīnnāgappa		216	12	Machinery	SoilMoistureConservation	TCB	Ha	0.04493	0.520	14.585	75.546	0.02336
							WasteWeir	No	0.050	1			0.05000	
							Forestry	Ha	0.1525	0.120			0.01830	
							Horticulture	Ha	0.22634	0.100			0.02263	
	3412	bārkihanumantappabīnbasappa		216	2	Machinery	SoilMoistureConservation	TCB	Ha	0.04493	0.390	14.585	75.546	0.01752
							WasteWeir	No	0.050	0			0.00000	
							Forestry	Ha	0.1525	0.200			0.03050	
							Horticulture	Ha	0.22634	0.150			0.03395	
	3413	bārkirāghavēndrabīncandrappa		216	3	Machinery	SoilMoistureConservation	TCB	Ha	0.04493	0.740	14.585	75.546	0.03325
							WasteWeir	No	0.050	0			0.00000	
							Forestry	Ha	0.1525	0.250			0.03813	
							Horticulture	Ha	0.22634	0.150			0.03395	
	3414	bārakērahanamappa		216	4	Machinery	SoilMoistureConservation	TCB	Ha	0.04493	0.550	14.585	75.546	0.02471
							WasteWeir	No	0.050	1			0.05000	
							Forestry	Ha	0.1525	0.150			0.02288	
							Horticulture	Ha	0.22634	0.100			0.02263	
	3415	bārkiśasappa		216	5	Machinery	SoilMoistureConservation	TCB	Ha	0.04493	0.710	14.585	75.546	0.03190
							WasteWeir	No	0.050	1			0.05000	
							Forestry	Ha	0.1525	0.150			0.02288	
							Horticulture	Ha	0.22634	0.100			0.02263	
	3416	hanumappabārki.		216	6	Machinery	SoilMoistureConservation	TCB	Ha	0.04493	0.400	14.585	75.546	0.01797
							WasteWeir	No	0.050	1			0.05000	
							Forestry	Ha	0.1525	0.150			0.02288	
							Horticulture	Ha	0.22634	0.100			0.02263	
	3417	Bārkitirakappabīnnāgappa		216	7	Machinery	SoilMoistureConservation	TCB	Ha	0.04493	0.540	14.585	75.546	0.02426
							WasteWeir	No	0.050	1			0.05000	
							Forestry	Ha	0.1525	0.150			0.02288	
							Horticulture	Ha	0.22634	0.100			0.02263	

	3418	hanumappabārki.		216	8	Machinery	SoilMoistureConservation	TCB	Ha	0.04493	0.110	14.585	75.546	0.00494
								WasteWeir	No	0.050	0			0.00000
								Forestry	Ha	0.1525	0.100			0.01525
								Horticulture	Ha	0.22634	0.000			0.00000

VillageName	Farmer Code	FarmerName	Aadhar CardNo	Survey Number	RateType(Manually /Machine ry)	ActivityType(SoilMoistureCo nservationActivity/Water HarvestingActivity)	ActivityName	Unit	UnitCost( InLakhs.)	Proposed Quantity	Latitude( Deg-Min- Sec)	Longitude (Deg-Min- Sec)	TotalCost (InLacs)	Site Photo
	3419	Bārkitirakappinnāgappa		216	9	Machinery	SoilMoistureConservation	TCB	Ha	0.04493	0.190	14.585	75.546	0.00854
							WasteWeir	No	0.050	0				0.00000
							Forestry	Ha	0.1525	0.100				0.01525
							Horticulture	Ha	0.22634	0.000				0.00000
	3420	maḷēmaṭhanandeppayya		217	29	Machinery	SoilMoistureConservation	TCB	Ha	0.04493	0.360	14.585	75.546	0.01617
							WasteWeir	No	0.050	0				0.00000
							Forestry	Ha	0.1525	0.200				0.03050
							Horticulture	Ha	0.22634	0.100				0.02263
	3421	maḷēmaṭhasēkharayya		217	20	Machinery	SoilMoistureConservation	TCB	Ha	0.04493	0.270	14.585	75.546	0.01213
							WasteWeir	No	0.050	0				0.00000
							Forestry	Ha	0.1525	0.150				0.02288
							Horticulture	Ha	0.22634	0.000				0.00000
	3422	maḷēmaṭhaniṅgayya		217	1	Machinery	SoilMoistureConservation	TCB	Ha	0.04493	0.770	14.585	75.546	0.03460
							WasteWeir	No	0.050	1				0.05000
							Forestry	Ha	0.1525	0.800				0.12200
							Horticulture	Ha	0.22634	0.500				0.11317
	3423	maḷēmaṭhaguruśāntayya		217	4	Machinery	SoilMoistureConservation	TCB	Ha	0.04493	0.500	14.585	75.546	0.02247
							WasteWeir	No	0.050	1				0.05000
							Forestry	Ha	0.1525	0.250				0.03813
							Horticulture	Ha	0.22634	1.000				0.22634
	3424	maḷīmaṭhahēmayya		217	6	Machinery	SoilMoistureConservation	TCB	Ha	0.04493	0.400	14.585	75.546	0.01797
							WasteWeir	No	0.050	1				0.05000
							Forestry	Ha	0.1525	0.200				0.03050
							Horticulture	Ha	0.22634	0.100				0.02263
	3425	maḷīmaṭhahēmayyabinmahādēvayya		217	7	Machinery	SoilMoistureConservation	TCB	Ha	0.04493	0.670	14.585	75.546	0.03010
							WasteWeir	No	0.050	1				0.05000
							Forestry	Ha	0.1525	0.300				0.04575
							Horticulture	Ha	0.22634	0.200				0.04527
	3426	aṅgaḍicandrappa		218	1	Machinery	SoilMoistureConservation	TCB	Ha	0.04493	0.900	14.585	75.546	0.04044
							WasteWeir	No	0.050	1				0.05000
							Forestry	Ha	0.1525	1.500				0.22875
							Horticulture	Ha	0.22634	1.000				0.22634
	3427	hullattirudrappa		218	11	Machinery	SoilMoistureConservation	TCB	Ha	0.04493	0.600	14.585	75.546	0.02696
							WasteWeir	No	0.050	1				0.05000
							Forestry	Ha	0.1525	1.500				0.22875
							Horticulture	Ha	0.22634	1.000				0.22634
	3428	Muddem'manavaraśambhulingappa		218	12	Machinery	SoilMoistureConservation	TCB	Ha	0.04493	0.560	14.585	75.546	0.02516
							WasteWeir	No	0.050	1				0.05000
							Forestry	Ha	0.1525	2.000				0.30500
							Horticulture	Ha	0.22634	1.000				0.22634
	3429	ujjappaḷavaraśivānandappa		218	2	Machinery	SoilMoistureConservation	TCB	Ha	0.04493	0.200	14.585	75.546	0.00899
							WasteWeir	No	0.050	0				0.00000
							Forestry	Ha	0.1525	0.200				0.03050
							Horticulture	Ha	0.22634	0.100				0.02263
	3430	ujjappaḷavaragadigeppa		218	3	Machinery	SoilMoistureConservation	TCB	Ha	0.04493	0.200	14.585	75.546	0.00899
							WasteWeir	No	0.050	0				0.00000
							Forestry	Ha	0.1525	0.100				0.01525

							Horticulture	Ha	0.22634	0.500			0.11317
3431	aṅgaḍigaṅgāḍharappa		218	4	Machinery	SoilMoistureConservation	TCB	Ha	0.04493	1.100	14.585	75.546	0.04942
							WasteWeir	No	0.050	1			0.05000
							Forestry	Ha	0.1525	2.000			0.30500

VillageName	Farmer Code	FarmerName	Aadhar CardNo	Survey Number	RateType(Manually /Machine ry)	ActivityType(SoilMoistureCo nservationActivity/Water HarvestingActivity)	ActivityName	Unit	UnitCost( InLakhs.)	Proposed Quantity	Latitude( Deg-Min- Sec)	Longitude (Deg-Min- Sec)	TotalCost (InLacs)	Site Photo
							Horticulture	Ha	0.22634	1.000			0.22634	
	3432	aᅇgaᅇimalkappa		218	5	Machinery	SoilMoistureConservation	TCB	Ha	0.04493	0.540	14.585	75.546	0.02426
							WasteWeir	No	0.050	1				0.05000
							Forestry	Ha	0.1525	0.800				0.12200
							Horticulture	Ha	0.22634	0.500				0.11317
	3433	hullattirudrappa		218	6	Machinery	SoilMoistureConservation	TCB	Ha	0.04493	0.660	14.585	75.546	0.02965
							WasteWeir	No	0.050	1				0.05000
							Forestry	Ha	0.1525	0.800				0.12200
							Horticulture	Ha	0.22634	0.500				0.11317
	3434	aᅇgaᅇikumāra		218	7	Machinery	SoilMoistureConservation	TCB	Ha	0.04493	0.780	14.585	75.546	0.03505
							WasteWeir	No	0.050	1				0.05000
							Forestry	Ha	0.1525	0.800				0.12200
							Horticulture	Ha	0.22634	0.500				0.11317
	3435	aᅇgaᅇisambhuliᅇgappa		218	8	Machinery	SoilMoistureConservation	TCB	Ha	0.04493	0.990	14.585	75.546	0.04448
							WasteWeir	No	0.050	2				0.10000
							Forestry	Ha	0.1525	0.800				0.12200
							Horticulture	Ha	0.22634	0.500				0.11317
	3436	basappatandebharamappabārki.		218	9	Machinery	SoilMoistureConservation	TCB	Ha	0.04493	1.800	14.585	75.546	0.08087
							WasteWeir	No	0.050	2				0.10000
							Forestry	Ha	0.1525	2.000				0.30500
							Horticulture	Ha	0.22634	1.000				0.22634
	3437	Basappatandebharamappabārki.		218	9	Machinery	SoilMoistureConservation	TCB	Ha	0.04493	1.800	14.585	75.546	0.08087
							WasteWeir	No	0.050	3				0.15000
							Forestry	Ha	0.1525	2.000				0.30500
							Horticulture	Ha	0.22634	1.000				0.22634
	3438	Ujjappaᅇavarahēmapᅇabinhanumantappa		219	1ᅇ	Machinery	SoilMoistureConservation	TCB	Ha	0.04493	0.730	14.585	75.546	0.03280
							WasteWeir	No	0.050	1				0.05000
							Forestry	Ha	0.1525	0.800				0.12200
							Horticulture	Ha	0.22634	0.500				0.11317
	3439	ujjappaᅇavaranaᅇgarāᅇa		219	1ᅇ	Machinery	SoilMoistureConservation	TCB	Ha	0.04493	1.350	14.585	75.546	0.06066
							WasteWeir	No	0.050	2				0.10000
							Forestry	Ha	0.1525	1.500				0.22875
							Horticulture	Ha	0.22634	1.000				0.22634
	3440	ujjappaᅇavarakuruvatᅇppabinsāᅇkrap pa		219	2ᅇ	Machinery	SoilMoistureConservation	TCB	Ha	0.04493	0.160	14.585	75.546	0.00719
							WasteWeir	No	0.050	0				0.00000
							Forestry	Ha	0.1525	0.100				0.01525
							Horticulture	Ha	0.22634	0.000				0.00000
	3441	Ujjappaᅇavarahēmapᅇabinhanumantappa		219	1ᅇ	Machinery	SoilMoistureConservation	TCB	Ha	0.04493	0.730	14.585	75.546	0.03280
							WasteWeir	No	0.050	1				0.05000
							Forestry	Ha	0.1525	0.800				0.12200
							Horticulture	Ha	0.22634	0.500				0.11317
	3442	ujjappaᅇavaraujjappa		219	2ᅇ	Machinery	SoilMoistureConservation	TCB	Ha	0.04493	1.340	14.585	75.546	0.06021
							WasteWeir	No	0.050	2				0.10000
							Forestry	Ha	0.1525	0.600				0.09150
							Horticulture	Ha	0.22634	0.300				0.06790
	3443	ujjappaᅇavaraguruᅇāntavva		219	2ᅇ	Machinery	SoilMoistureConservation	TCB	Ha	0.04493	1.220	14.585	75.546	0.05481
							WasteWeir	No	0.050	2				0.10000

								Forestry	Ha	0.1525	1.500			0.22875
								Horticulture	Ha	0.22634	1.000			0.22634
	3444	ujjappalavaramaḷiṣāntappa		219	2ᵂ	Machinery	SoilMoistureConservation	TCB	Ha	0.04493	1.200	14.585	75.546	0.05392
								WasteWeir	No	0.050	2			0.10000

VillageName	Farmer Code	FarmerName	Aadhar CardNo	Survey Number	RateType(Manually /Machine ry)	ActivityType(SoilMoistureCon nservationActivity/Water HarvestingActivity)	ActivityName	Unit	UnitCost( InLakhs.)	Proposed Quantity	Latitude( Deg-Min- Sec)	Longitude (Deg-Min- Sec)	TotalCost (InLacs)	Site Photo
							Forestry	Ha	0.1525	2.500			0.38125	
							Horticulture	Ha	0.22634	1.000			0.22634	
	3445	ujjappaḷavaracannabasavvakōṃguruśāntappa		219	3	Machinery	SoilMoistureConservation	TCB	Ha	0.04493	0.810	14.585	75.546	0.03639
							WasteWeir	No	0.050	2			0.10000	
							Forestry	Ha	0.1525	2.000			0.30500	
							Horticulture	Ha	0.22634	1.000			0.22634	
	3446	ujjappaḷavaracannabasavvakōṃguruśāntappa		219	4	Machinery	SoilMoistureConservation	TCB	Ha	0.04493	0.550	14.585	75.546	0.02471
							WasteWeir	No	0.050	1			0.05000	
							Forestry	Ha	0.1525	0.800			0.12200	
							Horticulture	Ha	0.22634	0.300			0.06790	
	3447	ujjappaḷavararamallēśappabinhanumantappa		219	5	Machinery	SoilMoistureConservation	TCB	Ha	0.04493	0.600	14.585	75.546	0.02696
							WasteWeir	No	0.050	1			0.05000	
							Forestry	Ha	0.1525	0.800			0.12200	
							Horticulture	Ha	0.22634	0.500			0.11317	
	3448	saṅkaṅṅanavararatnavva		220	3ḡ	Machinery	SoilMoistureConservation	TCB	Ha	0.04493	0.400	14.585	75.546	0.01797
							WasteWeir	No	0.050	1			0.05000	
							Forestry	Ha	0.1525	0.500			0.07625	
							Horticulture	Ha	0.22634	0.300			0.06790	
	3449	ujjappaḷavarahanamantappa		220	1	Machinery	SoilMoistureConservation	TCB	Ha	0.04493	1.150	14.585	75.546	0.05167
							WasteWeir	No	0.050	2			0.10000	
							Forestry	Ha	0.1525	2.000			0.30500	
							Horticulture	Ha	0.22634	1.000			0.22634	
	3450	kaḷḷēramādēvappabinniṅgappa		220	2ḳ	Machinery	SoilMoistureConservation	TCB	Ha	0.04493	1.210	14.585	75.546	0.05437
							WasteWeir	No	0.050	2			0.10000	
							Forestry	Ha	0.1525	0.800			0.12200	
							Horticulture	Ha	0.22634	0.200			0.04527	
	3451	muddem'manavarabasanagaḷḷa		220	3	Machinery	SoilMoistureConservation	TCB	Ha	0.04493	1.220	14.585	75.546	0.05481
							WasteWeir	No	0.050	2			0.10000	
							Forestry	Ha	0.1525	2.000			0.30500	
							Horticulture	Ha	0.22634	1.000			0.22634	
	3452	hoṭṭigauḍraparamēśvarappa		220	3ḡḡ	Machinery	SoilMoistureConservation	TCB	Ha	0.04493	1.660	14.585	75.546	0.07458
							WasteWeir	No	0.050	2			0.10000	
							Forestry	Ha	0.1525	2.000			0.30500	
							Horticulture	Ha	0.22634	1.500			0.33951	
	3453	Kaḷḷērabharamavvakōṃniṅgappa		220	3ḡḡx-2	Machinery	SoilMoistureConservation	TCB	Ha	0.04493	0.390	14.585	75.546	0.01752
							WasteWeir	No	0.050	0			0.00000	
							Forestry	Ha	0.1525	0.300			0.04575	
							Horticulture	Ha	0.22634	0.100			0.02263	
	3454	muddem'manavarakumārabiṅśivanagaḷḷa		220	3ḡ	Machinery	SoilMoistureConservation	TCB	Ha	0.04493	0.530	14.585	75.546	0.02381
							WasteWeir	No	0.050	1			0.05000	
							Forestry	Ha	0.1525	0.500			0.07625	
							Horticulture	Ha	0.22634	0.300			0.06790	
	3455	muddem'manavarahonnavva		220	3ḡḡ	Machinery	SoilMoistureConservation	TCB	Ha	0.04493	0.400	14.585	75.546	0.01797
							WasteWeir	No	0.050	1			0.05000	
							Forestry	Ha	0.1525	0.200			0.03050	
							Horticulture	Ha	0.22634	0.100			0.02263	
	3456	muddem'manavarabasanagaḷḷa		220	3ḡḡ	Machinery	SoilMoistureConservation	TCB	Ha	0.04493	0.600	14.585	75.546	0.02696

								WasteWeir	No	0.050	1			0.05000
								Forestry	Ha	0.1525	0.100			0.01525
								Horticulture	Ha	0.22634	0.800			0.18107
	3457	muddem'manavaraguranagaḍa		220	3ḡḡ	Machinery	SoilMoistureConservation	TCB	Ha	0.04493	0.210	14.585	75.546	0.00944



VillageName	Farmer Code	FarmerName	Aadhar CardNo	Survey Number	RateType(Manually /Machine ry)	ActivityType(SoilMoistureConservationActivity/Water HarvestingActivity)	ActivityName	Unit	UnitCost(InLakhs.)	Proposed Quantity	Latitude(Deg-Min-Sec)	Longitude (Deg-Min-Sec)	TotalCost (InLacs)	Site Photo
							WasteWeir	No	0.050	0			0.00000	
							Forestry	Ha	0.1525	0.800			0.12200	
							Horticulture	Ha	0.22634	0.300			0.06790	
	3458	muddem'manavaramajappa		220	3೩	Machinery	SoilMoistureConservation	TCB	Ha	0.04493	0.600	14.585	75.546	0.02696
							WasteWeir	No	0.050	1			0.05000	
							Forestry	Ha	0.1525	1.000			0.15250	
							Horticulture	Ha	0.22634	0.800			0.18107	
	3459	muddappaavarasuśilavva		220	3೨	Machinery	SoilMoistureConservation	TCB	Ha	0.04493	0.400	14.585	75.546	0.01797
							WasteWeir	No	0.050	1			0.05000	
							Forestry	Ha	0.1525	0.500			0.07625	
							Horticulture	Ha	0.22634	0.300			0.06790	
	3460	muddem'manavaraniṅganagaḍabinśivanagaḍ		220	4	Machinery	SoilMoistureConservation	TCB	Ha	0.04493	0.540	14.585	75.546	0.02426
							WasteWeir	No	0.050	1			0.05000	
							Forestry	Ha	0.1525	0.500			0.07625	
							Horticulture	Ha	0.22634	0.300			0.06790	
	3461	cannagaḍracannagaḍa		221	1	Machinery	SoilMoistureConservation	TCB	Ha	0.04493	1.100	14.585	75.546	0.04942
							WasteWeir	No	0.050	1			0.05000	
							Forestry	Ha	0.1525	1.500			0.22875	
							Horticulture	Ha	0.22634	1.000			0.22634	
	3462	cannagaḍrarūpākōmāśōka		221	2	Machinery	SoilMoistureConservation	TCB	Ha	0.04493	0.880	14.585	75.546	0.03954
							WasteWeir	No	0.050	2			0.10000	
							Forestry	Ha	0.1525	2.000			0.30500	
							Horticulture	Ha	0.22634	1.000			0.22634	
	3463	cannagaḍrahanumagaḍabinśivanagaḍa		221	3೨+6೨	Machinery	SoilMoistureConservation	TCB	Ha	0.04493	1.230	14.585	75.546	0.05526
							WasteWeir	No	0.050	2			0.10000	
							Forestry	Ha	0.1525	2.000			0.30500	
							Horticulture	Ha	0.22634	1.000			0.22634	
	3464	cannagaḍrakaribasam'makōmrāma nagaḍa		221	3೨+6೨	Machinery	SoilMoistureConservation	TCB	Ha	0.04493	1.390	14.585	75.546	0.06245
							WasteWeir	No	0.050	2			0.10000	
							Forestry	Ha	0.1525	2.500			0.38125	
							Horticulture	Ha	0.22634	1.000			0.22634	
	3465	Muddem'manavaramallanagaḍa		221	3೨	Machinery	SoilMoistureConservation	TCB	Ha	0.04493	2.480	14.585	75.546	0.11143
							WasteWeir	No	0.050	3			0.15000	
							WaterHarvestingActivity	FarmPond	No	1.041	1			1.04100
							Forestry	Ha	0.1525	0.500			0.07625	
							Horticulture	Ha	0.22634	0.300			0.06790	
	3466	cannagaḍraśivanagaḍa		221	4	Machinery	SoilMoistureConservation	TCB	Ha	0.04493	0.640	14.585	75.546	0.02876
							WasteWeir	No	0.050	1			0.05000	
							Forestry	Ha	0.1525	0.500			0.07625	
							Horticulture	Ha	0.22634	0.300			0.06790	
	3467	cannagaḍrarāmanagaḍabinliṅganagaḍa		221	5	Machinery	SoilMoistureConservation	TCB	Ha	0.04493	0.500	14.585	75.546	0.02247
							WasteWeir	No	0.050	1			0.05000	
							Forestry	Ha	0.1525	0.500			0.07625	
							Horticulture	Ha	0.22634	0.300			0.06790	
	3468	cannagaḍrarāmanagaḍabinliṅganagaḍa		221	7	Machinery	SoilMoistureConservation	TCB	Ha	0.04493	2.030	14.585	75.546	0.09121
							WasteWeir	No	0.050	2			0.10000	
							Forestry	Ha	0.1525	0.800			0.12200	

							Horticulture	Ha	0.22634	0.200			0.04527
3469	tippagunḍiūrphamuddappalavaracannagaḍra	221	8	Machinery	SoilMoistureConservation	TCB	Ha	0.04493	0.480	14.585	75.546		0.02157
						WasteWeir	No	0.050	1				0.05000
						Forestry	Ha	0.1525	0.500				0.07625

VillageName	Farmer Code	FarmerName	Aadhar CardNo	Survey Number	RateType(Manually /Machine ry)	ActivityType(SoilMoistureConservationActivity/Water HarvestingActivity)	ActivityName	Unit	UnitCost( InLakhs.)	Proposed Quantity	Latitude( Deg-Min- Sec)	Longitude (Deg-Min- Sec)	TotalCost (InLacs)	Site Photo
							Horticulture	Ha	0.22634	0.300			0.06790	
	3470	cannagaḍḍraprakāśabincannagaḍḍa		221	9	Machinery	SoilMoistureConservation	TCB	Ha	0.04493	0.400	14.585	75.546	0.01797
							WasteWeir	No	0.050	1			0.05000	
							Forestry	Ha	0.1525	0.800			0.12200	
							Horticulture	Ha	0.22634	0.200			0.04527	
	3471	taḷavāarakarabasavvakōmhavaḷeppa		222	1	Machinery	SoilMoistureConservation	TCB	Ha	0.04493	0.520	14.585	75.546	0.02336
							WasteWeir	No	0.050	1			0.05000	
							Forestry	Ha	0.1525	0.500			0.07625	
							Horticulture	Ha	0.22634	0.300			0.06790	
	3472	hanumantappahonnappataḷavāra.		222	10	Machinery	SoilMoistureConservation	TCB	Ha	0.04493	0.920	14.585	75.546	0.04134
							WasteWeir	No	0.050	1			0.05000	
							Forestry	Ha	0.1525	0.500			0.07625	
							Horticulture	Ha	0.22634	0.300			0.06790	
	3473	Taḷavāarakariyappatippaṇṇa		222	2	Machinery	SoilMoistureConservation	TCB	Ha	0.04493	0.310	14.585	75.546	0.01393
							WasteWeir	No	0.050	0			0.00000	
							Forestry	Ha	0.1525	0.500			0.07625	
							Horticulture	Ha	0.22634	0.300			0.06790	
	3474	doḍḍamanihanamappa		222	3	Machinery	SoilMoistureConservation	TCB	Ha	0.04493	1.510	14.585	75.546	0.06784
							WasteWeir	No	0.050	2			0.10000	
							Forestry	Ha	0.1525	2.000			0.30500	
							Horticulture	Ha	0.22634	1.000			0.22634	
	3475	hoṭṭigaḍḍracandraḡaḍḍabinbasanaga ḡa		222	4	Machinery	SoilMoistureConservation	TCB	Ha	0.04493	2.160	14.585	75.546	0.09705
							WasteWeir	No	0.050	1			0.05000	
							WaterHarvestingActivity	FarmPond	No	1.041	1			1.04100
							Forestry	Ha	0.1525	0.500			0.07625	
							Horticulture	Ha	0.22634	0.300			0.06790	
	3476	cannappaujjappaḷavara.		222	5	Machinery	SoilMoistureConservation	TCB	Ha	0.04493	0.820	14.585	75.546	0.03684
							WasteWeir	No	0.050	1			0.05000	
							Forestry	Ha	0.1525	0.800			0.12200	
							Horticulture	Ha	0.22634	0.500			0.11317	
	3477	Gadigeppatandeguruśāntappaujjappaḷavara.		222	6	Machinery	SoilMoistureConservation	TCB	Ha	0.04493	0.780	14.585	75.546	0.03505
							WasteWeir	No	0.050	0			0.00000	
							Forestry	Ha	0.1525	0.800			0.12200	
							Horticulture	Ha	0.22634	0.600			0.13580	
	3478	Taḷavāragōvindappa		222	7	Machinery	SoilMoistureConservation	TCB	Ha	0.04493	0.800	14.585	75.546	0.03594
							WasteWeir	No	0.050	1			0.05000	
							Forestry	Ha	0.1525	0.500			0.07625	
							Horticulture	Ha	0.22634	0.300			0.06790	
	3479	hoṭṭigaḍḍramallavva		222	8	Machinery	SoilMoistureConservation	TCB	Ha	0.04493	0.180	14.585	75.546	0.00809
							WasteWeir	No	0.050	0			0.00000	
							Forestry	Ha	0.1525	0.100			0.01525	
							Horticulture	Ha	0.22634	0.300			0.06790	
	3480	hoṭṭigaḍḍramallavva		222	9	Machinery	SoilMoistureConservation	TCB	Ha	0.04493	2.400	14.585	75.546	0.10783
							WasteWeir	No	0.050	0			0.00000	
							Forestry	Ha	0.1525	0.200			0.03050	
							Horticulture	Ha	0.22634	0.100			0.02263	
	3481	taḷavārahanamappa		223	2	Machinery	SoilMoistureConservation	TCB	Ha	0.04493	0.640	14.585	75.546	0.02876

								WasteWeir	No	0.050	0			0.00000
								Forestry	Ha	0.1525	0.800			0.12200
								Horticulture	Ha	0.22634	0.300			0.06790
	3482	cannagaudracannagaudabinlinganagauda	223	1	Machinery	SoilMoistureConservation	TCB	Ha	0.04493	1.600	14.585	75.546		0.07189
								WasteWeir	No	0.050	1			0.05000

VillageName	Farmer Code	FarmerName	Aadhar CardNo	Survey Number	RateType(Manually /Machine ry)	ActivityType(SoilMoistureCo nservationActivity/Water HarvestingActivity)	ActivityName	Unit	UnitCost( InLakhs.)	Proposed Quantity	Latitude( Deg-Min- Sec)	Longitude (Deg-Min- Sec)	TotalCost (InLacs)	Site Photo
							Forestry	Ha	0.1525	2.000			0.30500	
							Horticulture	Ha	0.22634	1.000			0.22634	
	3483	ujjappalavarakuruvatteppabinśankrappa		223	3+2	Machinery	SoilMoistureConservation	TCB	Ha	0.04493	1.060	14.585	75.546	0.04763
							WasteWeir	No	0.050	2			0.10000	
							Forestry	Ha	0.1525	1.500			0.22875	
							Horticulture	Ha	0.22634	1.000			0.22634	
	3484	ujjappalavarabasavantappa		223	3+2	Machinery	SoilMoistureConservation	TCB	Ha	0.04493	1.200	14.585	75.546	0.05392
							WasteWeir	No	0.050	1			0.05000	
							Forestry	Ha	0.1525	1.500			0.22875	
							Horticulture	Ha	0.22634	1.000			0.22634	
	3485	hoṭṭigaḍḍraguruśāntappabinpuṭṭappa		223	4	Machinery	SoilMoistureConservation	TCB	Ha	0.04493	0.550	14.585	75.546	0.02471
							WasteWeir	No	0.050	0			0.00000	
							Forestry	Ha	0.1525	0.800			0.12200	
							Horticulture	Ha	0.22634	0.300			0.06790	
	3486	Hoṭṭigaḍḍraniḡappabinpuṭṭappa		223	5	Machinery	SoilMoistureConservation	TCB	Ha	0.04493	0.550	14.585	75.546	0.02471
							WasteWeir	No	0.050	1			0.05000	
							Forestry	Ha	0.1525	0.800			0.12200	
							Horticulture	Ha	0.22634	0.500			0.11317	
	3487	hoṭṭigaḍḍragadiḡeppabinpuṭṭappa		223	6	Machinery	SoilMoistureConservation	TCB	Ha	0.04493	0.550	14.585	75.546	0.02471
							WasteWeir	No	0.050	0			0.00000	
							Forestry	Ha	0.1525	0.800			0.12200	
							Horticulture	Ha	0.22634	0.500			0.11317	
	3488	śānmukhappa.Tandeparamēśvarappa.Hoṭṭiga		224	1	Machinery	SoilMoistureConservation	TCB	Ha	0.04493	0.830	14.585	75.546	0.03729
							WasteWeir	No	0.050	1			0.05000	
							Forestry	Ha	0.1525	0.800			0.12200	
							Horticulture	Ha	0.22634	0.300			0.06790	
	3489	Hoṭṭigaḍḍraīravva		224	1	Machinery	SoilMoistureConservation	TCB	Ha	0.04493	0.820	14.585	75.546	0.03684
							WasteWeir	No	0.050	1			0.05000	
							Forestry	Ha	0.1525	0.800			0.12200	
							Horticulture	Ha	0.22634	0.300			0.06790	
	3490	hoṭṭigaḍḍrapāram'ma		224	1	Machinery	SoilMoistureConservation	TCB	Ha	0.04493	0.820	14.585	75.546	0.03684
							WasteWeir	No	0.050	1			0.05000	
							Forestry	Ha	0.1525	2.000			0.30500	
							Horticulture	Ha	0.22634	1.000			0.22634	
	3491	hoṭṭigaḍḍrasuśīlavva		224	1	Machinery	SoilMoistureConservation	TCB	Ha	0.04493	0.830	14.585	75.546	0.03729
							WasteWeir	No	0.050	1			0.05000	
							Forestry	Ha	0.1525	2.000			0.30500	
							Horticulture	Ha	0.22634	1.000			0.22634	
	3492	hoṭṭigaḍḍraakkam'makoṃlakṣmaṇa		224	2	Machinery	SoilMoistureConservation	TCB	Ha	0.04493	0.930	14.585	75.546	0.04178
							WasteWeir	No	0.050	2			0.10000	
							Forestry	Ha	0.1525	0.800			0.12200	
							Horticulture	Ha	0.22634	0.500			0.11317	
	3493	hoṭṭigaḍḍrarāmappatandepuṭṭappa		224	3	Machinery	SoilMoistureConservation	TCB	Ha	0.04493	0.930	14.585	75.546	0.04178
							WasteWeir	No	0.050	2			0.10000	
							Forestry	Ha	0.1525	0.800			0.12200	
							Horticulture	Ha	0.22634	0.500			0.11317	
	3494	Hoṭṭigaḍḍraśānkrapa		225	*	Machinery	SoilMoistureConservation	TCB	Ha	0.04493	1.650	14.585	75.546	0.07413

								WasteWeir	No	0.050	2			0.10000
								Forestry	Ha	0.1525	0.300			0.04575
								Horticulture	Ha	0.22634	0.200			0.04527
	3495	sāñīrphahottīgaudraśambhu		226	*	Machinery	SoilMoistureConservation	TCB	Ha	0.04493	0.810	14.585	75.546	0.03639
								WasteWeir	No	0.050	2			0.10000

VillageName	Farmer Code	FarmerName	Aadhar CardNo	Survey Number	RateType(Manually /Machinery)	ActivityType(SoilMoistureConservationActivity/Water HarvestingActivity)	ActivityName	Unit	UnitCost(InLakhs.)	Proposed Quantity	Latitude(Deg-Min-Sec)	Longitude(Deg-Min-Sec)	TotalCost(InLacs)	Site Photo
							Forestry	Ha	0.1525	0.500			0.07625	
							Horticulture	Ha	0.22634	0.300			0.06790	
	3496	hullattirāmappa		227	*	Machinery	SoilMoistureConservation	TCB	Ha	0.04493	0.440	14.585	75.546	0.01977
							WasteWeir	No	0.050	1			0.05000	
							Forestry	Ha	0.1525	0.200			0.03050	
							Horticulture	Ha	0.22634	0.300			0.06790	
	3497	hullattihanumantappa		228	1	Machinery	SoilMoistureConservation	TCB	Ha	0.04493	0.440	14.585	75.546	0.01977
							WasteWeir	No	0.050	1			0.05000	
							Forestry	Ha	0.1525	0.500			0.07625	
							Horticulture	Ha	0.22634	0.200			0.04527	
	3498	hullattibasappa		228	2	Machinery	SoilMoistureConservation	TCB	Ha	0.04493	0.440	14.585	75.546	0.01977
							WasteWeir	No	0.050	1			0.05000	
							Forestry	Ha	0.1525	0.500			0.07625	
							Horticulture	Ha	0.22634	0.300			0.06790	
	3499	hullattiguruśāntappa		228	3	Machinery	SoilMoistureConservation	TCB	Ha	0.04493	0.440	14.585	75.546	0.01977
							WasteWeir	No	0.050	2			0.10000	
							Forestry	Ha	0.1525	0.300			0.04575	
							Horticulture	Ha	0.22634	0.100			0.02263	
	3500	hullattigadigevva		228	4	Machinery	SoilMoistureConservation	TCB	Ha	0.04493	0.440	14.585	75.546	0.01977
							WasteWeir	No	0.050	1			0.05000	
							Forestry	Ha	0.1525	0.500			0.07625	
							Horticulture	Ha	0.22634	0.300			0.06790	
	3501	sāṭiurpahottigauḍraśivakkakōmbharamagaḍa		229	*	Machinery	SoilMoistureConservation	TCB	Ha	0.04493	1.530	14.585	75.546	0.06874
							WasteWeir	No	0.050	2			0.10000	
							Forestry	Ha	0.1525	1.000			0.15250	
							Horticulture	Ha	0.22634	0.500			0.11317	
	3502	hoṭṭigauḍranāgavvakōmrāmanagaḍa		230	*	Machinery	SoilMoistureConservation	TCB	Ha	0.04493	1.560	14.585	75.546	0.07009
							WasteWeir	No	0.050	2			0.10000	
							Forestry	Ha	0.1525	2.000			0.30500	
							Horticulture	Ha	0.22634	1.000			0.22634	
	3503	hoṭṭigauḍrahanumagaḍa		231	*	Machinery	SoilMoistureConservation	TCB	Ha	0.04493	1.090	14.585	75.546	0.04897
							WasteWeir	No	0.050	1			0.05000	
							Forestry	Ha	0.1525	0.500			0.07625	
							Horticulture	Ha	0.22634	0.300			0.06790	
	3504	hoṭṭigauḍrahanumagaḍa		232	*	Machinery	SoilMoistureConservation	TCB	Ha	0.04493	0.170	14.585	75.546	0.00764
							WasteWeir	No	0.050	1			0.05000	
							Forestry	Ha	0.1525	0.000			0.00000	
							Horticulture	Ha	0.22634	0.000			0.00000	
	3505	hoṭṭigauḍranāgavvakōmrāmanagaḍ	a	233	1	Machinery	SoilMoistureConservation	TCB	Ha	0.04493	0.880	14.585	75.546	0.03954
							WasteWeir	No	0.050	1			0.05000	
							Forestry	Ha	0.1525	0.200			0.03050	
							Horticulture	Ha	0.22634	0.100			0.02263	
	3506	Hullattirudrappa		233	2	Machinery	SoilMoistureConservation	TCB	Ha	0.04493	0.220	14.585	75.546	0.00988
							WasteWeir	No	0.050	0			0.00000	
							Forestry	Ha	0.1525	0.100			0.01525	
							Horticulture	Ha	0.22634	0.000			0.00000	
	3507	hoṭṭigauḍrahanumagaḍa		234	*	Machinery	SoilMoistureConservation	TCB	Ha	0.04493	0.660	14.585	75.546	0.02965

								WasteWeir	No	0.050	1			0.05000
								Forestry	Ha	0.1525	0.200			0.03050
								Horticulture	Ha	0.22634	0.100			0.02263
	3508	sāñīrphahottīgaudraśambhu		235	*	Machinery	SoilMoistureConservation	TCB	Ha	0.04493	0.630	14.585	75.546	0.02831



VillageName	Farmer Code	FarmerName	Aadhar CardNo	Survey Number	RateType(Manually /Machine ry)	ActivityType(SoilMoistureCo nservationActivity/Water HarvestingActivity)	ActivityName	Unit	UnitCost( InLakhs.)	Proposed Quantity	Latitude( Deg-Min- Sec)	Longitude (Deg-Min- Sec)	TotalCost (InLacs)	Site Photo
							WasteWeir	No	0.050	1			0.05000	
							Forestry	Ha	0.1525	1.000			0.15250	
							Horticulture	Ha	0.22634	0.800			0.18107	
	3509	hullattibasappa		236	*	Machinery	SoilMoistureConservation	TCB	Ha	0.04493	1.860	14.585	75.546	0.08357
							WasteWeir	No	0.050	2			0.10000	
							Forestry	Ha	0.1525	1.500			0.22875	
							Horticulture	Ha	0.22634	1.000			0.22634	
	3510	sāṭiūrphahotṭigauḍramaliśāntagaḍa		237	*	Machinery	SoilMoistureConservation	TCB	Ha	0.04493	1.160	14.585	75.546	0.05212
							WasteWeir	No	0.050	1			0.05000	
							Forestry	Ha	0.1525	0.800			0.12200	
							Horticulture	Ha	0.22634	0.200			0.04527	
	3511	hotṭigauḍramahadēvappabinbasanagaḍa		238	*	Machinery	SoilMoistureConservation	TCB	Ha	0.04493	1.800	14.585	75.546	0.08087
							WasteWeir	No	0.050	2			0.10000	
							WaterHarvestingActivity	FarmPond	No	1.041	1			1.04100
							Forestry	Ha	0.1525	0.500			0.07625	
							Horticulture	Ha	0.22634	0.300			0.06790	
	3512	hotṭigauḍraṭravva		239	2ḍ	Machinery	SoilMoistureConservation	TCB	Ha	0.04493	0.360	14.585	75.546	0.01617
							WasteWeir	No	0.050	0			0.00000	
							Forestry	Ha	0.1525	0.500			0.07625	
							Horticulture	Ha	0.22634	0.300			0.06790	
							Horticulture	Ha	0.22634	0.000			0.00000	
	3513	hotṭigauḍracandraḡaḍa		239	2ḡ	Machinery	SoilMoistureConservation	TCB	Ha	0.04493	0.360	14.585	75.546	0.01617
							WasteWeir	No	0.050	0			0.00000	
							Forestry	Ha	0.1525	0.200			0.03050	
							Horticulture	Ha	0.22634	0.100			0.02263	
	3514	hotṭigauḍrapāram'ma		239	2ḡ	Machinery	SoilMoistureConservation	TCB	Ha	0.04493	0.380	14.585	75.546	0.01707
							WasteWeir	No	0.050	0			0.00000	
							Forestry	Ha	0.1525	0.200			0.03050	
							Horticulture	Ha	0.22634	0.100			0.02263	
	3515	ṣaṇmukhappa.Tandeparamēśvarappa.Hotṭigau		239	2ḡ	Machinery	SoilMoistureConservation	TCB	Ha	0.04493	0.360	14.585	75.546	0.01617
							WasteWeir	No	0.050	0			0.00000	
							Forestry	Ha	0.1525	0.200			0.03050	
							Horticulture	Ha	0.22634	0.100			0.02263	
	3516	Sāṭiūrphahotṭigauḍramaliśāntagaḍa		240	1	Machinery	SoilMoistureConservation	TCB	Ha	0.04493	0.480	14.585	75.546	0.02157
							WasteWeir	No	0.050	1			0.05000	
							Forestry	Ha	0.1525	0.800			0.12200	
							Horticulture	Ha	0.22634	0.500			0.11317	
	3517	hotṭigauḍranāḡavvakōmrāmanagaḍa		240	3	Machinery	SoilMoistureConservation	TCB	Ha	0.04493	0.180	14.585	75.546	0.00809
							WasteWeir	No	0.050	0			0.00000	
							Forestry	Ha	0.1525	0.100			0.01525	
							Horticulture	Ha	0.22634	0.500			0.11317	
	3518	hotṭigauḍrasaṅgamēśabinanabasana aḡaḍa		240	4ḡ	Machinery	SoilMoistureConservation	TCB	Ha	0.04493	0.730	14.585	75.546	0.03280
							WasteWeir	No	0.050	1			0.05000	
							Forestry	Ha	0.1525	0.500			0.07625	
							Horticulture	Ha	0.22634	0.300			0.06790	
	3519	Hotṭigauḍrabharamagaḍa		240	4ḡ	Machinery	SoilMoistureConservation	TCB	Ha	0.04493	0.730	14.585	75.546	0.03280
							WasteWeir	No	0.050	1			0.05000	

								Forestry	Ha	0.1525	0.500			0.07625
								Horticulture	Ha	0.22634	0.300			0.06790
	3520	hořigauđrařankrappa		240	5	Machinery	SoilMoistureConservation	TCB	Ha	0.04493	0.170	14.585	75.546	0.00764
								WasteWeir	No	0.050	0			0.00000

VillageName	Farmer Code	FarmerName	Aadhar CardNo	Survey Number	RateType(Manually /Machinery)	ActivityType(SoilMoistureConservationActivity/Water HarvestingActivity)	ActivityName	Unit	UnitCost(InLakhs.)	Proposed Quantity	Latitude(Deg-Min-Sec)	Longitude (Deg-Min-Sec)	TotalCost (InLacs)	Site Photo
							Forestry	Ha	0.1525	0.500			0.07625	
							Horticulture	Ha	0.22634	0.300			0.06790	
	3521	hoṭṭigaṇḍrapāram'ma		240	6೨೩	Machinery	SoilMoistureConservation	TCB	Ha	0.04493	0.130	14.585	75.546	0.00584
							WasteWeir	No	0.050	0			0.00000	
							Forestry	Ha	0.1525	0.100			0.01525	
							Horticulture	Ha	0.22634	0.500			0.11317	
	3522	hoṭṭigaṇḍrasaṅgamēṣa		240	7	Machinery	SoilMoistureConservation	TCB	Ha	0.04493	0.150	14.585	75.546	0.00674
							WasteWeir	No	0.050	0			0.00000	
							Forestry	Ha	0.1525	0.100			0.01525	
							Horticulture	Ha	0.22634	0.000			0.00000	
	3523	hoṭṭigaṇḍrabharamagaṇḍabinbasanagaṇḍa		240	8	Machinery	SoilMoistureConservation	TCB	Ha	0.04493	0.150	14.585	75.546	0.00674
							WasteWeir	No	0.050	0			0.00000	
							Forestry	Ha	0.1525	0.200			0.03050	
							Horticulture	Ha	0.22634	0.000			0.00000	
	3524	mādarauṛphahalagērimailappa		241	1೨೩	Machinery	SoilMoistureConservation	TCB	Ha	0.04493	0.240	14.585	75.546	0.01078
							WasteWeir	No	0.050	0			0.00000	
							Forestry	Ha	0.1525	0.200			0.03050	
							Horticulture	Ha	0.22634	0.100			0.02263	
	3525	halagēriṛphamādaraniḷavvakōṃmailappa		241	2	Machinery	SoilMoistureConservation	TCB	Ha	0.04493	0.430	14.585	75.546	0.01932
							WasteWeir	No	0.050	0			0.00000	
							Forestry	Ha	0.1525	0.200			0.03050	
							Horticulture	Ha	0.22634	0.100			0.02263	
	3526	mādigēraṛphahalagēranīlappa		241	3	Machinery	SoilMoistureConservation	TCB	Ha	0.04493	0.290	14.585	75.546	0.01303
							WasteWeir	No	0.050	0			0.00000	
							Forestry	Ha	0.1525	0.500			0.07625	
							Horticulture	Ha	0.22634	0.300			0.06790	
	3527	mādaraurpahahalagērimailappa		241	5	Machinery	SoilMoistureConservation	TCB	Ha	0.04493	1.450	14.585	75.546	0.06515
							WasteWeir	No	0.050	1			0.05000	
							Forestry	Ha	0.1525	0.800			0.12200	
							Horticulture	Ha	0.22634	0.300			0.06790	
	3528	mādarahonnappa		242	10೯೨	Machinery	SoilMoistureConservation	TCB	Ha	0.04493	0.170	14.585	75.546	0.00764
							WasteWeir	No	0.050	0			0.00000	
							Forestry	Ha	0.1525	0.100			0.01525	
							Horticulture	Ha	0.22634	0.100			0.02263	
	3529	mādarabasappa		242	10೨೩	Machinery	SoilMoistureConservation	TCB	Ha	0.04493	0.170	14.585	75.546	0.00764
							WasteWeir	No	0.050	0			0.00000	
							Forestry	Ha	0.1525	0.150			0.02288	
							Horticulture	Ha	0.22634	0.100			0.02263	
	3530	mādarabasappa		242	5+6೨೩	Machinery	SoilMoistureConservation	TCB	Ha	0.04493	0.440	14.585	75.546	0.01977
							WasteWeir	No	0.050	0			0.00000	
							Forestry	Ha	0.1525	1.000			0.15250	
							Horticulture	Ha	0.22634	0.800			0.18107	
	3531	mādarabasappa		242	7+8೯೨	Machinery	SoilMoistureConservation	TCB	Ha	0.04493	0.470	14.585	75.546	0.02112
							WasteWeir	No	0.050	0			0.00000	
							Forestry	Ha	0.1525	0.500			0.07625	
							Horticulture	Ha	0.22634	0.300			0.06790	
	3532	Mādarahonnappa		242	1	Machinery	SoilMoistureConservation	TCB	Ha	0.04493	0.160	14.585	75.546	0.00719

								WasteWeir	No	0.050	0			0.00000
								Forestry	Ha	0.1525	0.150			0.02288
								Horticulture	Ha	0.22634	0.000			0.00000
	3533	talagērimādaramallappa		242	11	Machinery	SoilMoistureConservation	TCB	Ha	0.04493	0.120	14.585	75.546	0.00539

VillageName	Farmer Code	FarmerName	Aadhar CardNo	Survey Number	RateType(Manually /Machine ry)	ActivityType(SoilMoistureConservationActivity/Water HarvestingActivity)	ActivityName	Unit	UnitCost(InLakhs.)	Proposed Quantity	Latitude(Deg-Min-Sec)	Longitude (Deg-Min-Sec)	TotalCost (InLacs)	Site Photo
							WasteWeir	No	0.050	0			0.00000	
							Forestry	Ha	0.1525	0.200			0.03050	
							Horticulture	Ha	0.22634	0.000			0.00000	
	3534	talagērimādaramallappa	242	2	Machinery	SoilMoistureConservation	TCB	Ha	0.04493	0.160	14.585	75.546	0.00719	
							WasteWeir	No	0.050	0			0.00000	
							Forestry	Ha	0.1525	0.100			0.01525	
							Horticulture	Ha	0.22634	0.500			0.11317	
	3535	mādaracauḍappa	242	3	Machinery	SoilMoistureConservation	TCB	Ha	0.04493	0.200	14.585	75.546	0.00899	
							WasteWeir	No	0.050	0			0.00000	
							Forestry	Ha	0.1525	0.100			0.01525	
							Horticulture	Ha	0.22634	0.100			0.02263	
	3536	talagērimādaramallappa	242	4	Machinery	SoilMoistureConservation	TCB	Ha	0.04493	0.170	14.585	75.546	0.00764	
							WasteWeir	No	0.050	0			0.00000	
							Forestry	Ha	0.1525	0.100			0.01525	
							Horticulture	Ha	0.22634	0.000			0.00000	
	3537	mādarahonnappa	242	5+6A	Machinery	SoilMoistureConservation	TCB	Ha	0.04493	0.330	14.585	75.546	0.01483	
							WasteWeir	No	0.050	0			0.00000	
							Forestry	Ha	0.1525	0.400			0.06100	
							Horticulture	Ha	0.22634	0.200			0.04527	
	3538	mādarahonnappa	242	7+8B	Machinery	SoilMoistureConservation	TCB	Ha	0.04493	0.320	14.585	75.546	0.01438	
							WasteWeir	No	0.050	0			0.00000	
							Forestry	Ha	0.1525	0.400			0.06100	
							Horticulture	Ha	0.22634	0.200			0.04527	
	3539	talagērimādaramallappa	242	9	Machinery	SoilMoistureConservation	TCB	Ha	0.04493	0.380	14.585	75.546	0.01707	
							WasteWeir	No	0.050	0			0.00000	
							Forestry	Ha	0.1525	0.400			0.06100	
							Horticulture	Ha	0.22634	0.200			0.04527	
	3540	mādaraniḷappa	243	*	Machinery	SoilMoistureConservation	TCB	Ha	0.04493	1.000	14.585	75.546	0.04493	
							WasteWeir	No	0.050	0			0.00000	
							Forestry	Ha	0.1525	2.000			0.30500	
							Horticulture	Ha	0.22634	1.000			0.22634	
	3541	talavārahanumantappa	244	10 <sup>೨</sup>	Machinery	SoilMoistureConservation	TCB	Ha	0.04493	0.120	14.585	75.546	0.00539	
							WasteWeir	No	0.050	0			0.00000	
							Forestry	Ha	0.1525	0.100			0.01525	
							Horticulture	Ha	0.22634	0.000			0.00000	
	3542	talavārakannappabinbharamappa	244	10 <sup>೨</sup>	Machinery	SoilMoistureConservation	TCB	Ha	0.04493	0.170	14.585	75.546	0.00764	
							WasteWeir	No	0.050	0			0.00000	
							Forestry	Ha	0.1525	0.100			0.01525	
							Horticulture	Ha	0.22634	0.000			0.00000	
	3543	talavārahonnappa	244	4 <sup>೨</sup>	Machinery	SoilMoistureConservation	TCB	Ha	0.04493	0.380	14.585	75.546	0.01707	
							WasteWeir	No	0.050	0			0.00000	
							Forestry	Ha	0.1525	0.800			0.12200	
							Horticulture	Ha	0.22634	0.600			0.13580	
	3544	muddem'manavaraśambuliṅappa	244	6 <sup>೨</sup> +6 <sup>೨</sup>	Machinery	SoilMoistureConservation	TCB	Ha	0.04493	0.420	14.585	75.546	0.01887	
							WasteWeir	No	0.050	1			0.05000	
							Forestry	Ha	0.1525	2.000			0.30500	
							Horticulture	Ha	0.22634	1.000			0.22634	

	3545	Hottigauḍraguruśāntappa		244	8ᳵ	Machinery	SoilMoistureConservation	TCB	Ha	0.04493	0.570	14.585	75.546	0.02561
								WasteWeir	No	0.050	1			0.05000
								Forestry	Ha	0.1525	0.800			0.12200
								Horticulture	Ha	0.22634	0.300			0.06790

VillageName	Farmer Code	FarmerName	Aadhar CardNo	Survey Number	RateType(Manually /Machine ry)	ActivityType(SoilMoistureCo nservationActivity/Water HarvestingActivity)	ActivityName	Unit	UnitCost( InLakhs.)	Proposed Quantity	Latitude( Deg-Min- Sec)	Longitude (Deg-Min- Sec)	TotalCost (InLacs)	Site Photo
	3546	hoṭṭigaḍraguruśāntappa		244 8 <sub>2</sub>	Machinery	SoilMoistureConservation	TCB	Ha	0.04493	0.360	14.585	75.546	0.01617	
							WasteWeir	No	0.050	1			0.05000	
							Forestry	Ha	0.1525	0.300			0.04575	
							Horticulture	Ha	0.22634	0.200			0.04527	
	3547	cannagaḍracannagaḍabinliṅganagaḍa		244 1	Machinery	SoilMoistureConservation	TCB	Ha	0.04493	0.740	14.585	75.546	0.03325	
							WasteWeir	No	0.050	1			0.05000	
							Forestry	Ha	0.1525	0.200			0.03050	
							Horticulture	Ha	0.22634	0.100			0.02263	
	3548	hoṭṭigaḍraguruśāntappa		244 11	Machinery	SoilMoistureConservation	TCB	Ha	0.04493	0.720	14.585	75.546	0.03235	
							WasteWeir	No	0.050	1			0.05000	
							Forestry	Ha	0.1525	0.300			0.04575	
							Horticulture	Ha	0.22634	0.200			0.04527	
	3549	hoṭṭigaḍraguruśāntappa		244 12	Machinery	SoilMoistureConservation	TCB	Ha	0.04493	0.360	14.585	75.546	0.01617	
							WasteWeir	No	0.050	0			0.00000	
							Forestry	Ha	0.1525	0.100			0.01525	
							Horticulture	Ha	0.22634	0.100			0.02263	
	3550	hoṭṭigaḍraguruśāntappa		244 13	Machinery	SoilMoistureConservation	TCB	Ha	0.04493	0.320	14.585	75.546	0.01438	
							WasteWeir	No	0.050	0			0.00000	
							Forestry	Ha	0.1525	0.300			0.04575	
							Horticulture	Ha	0.22634	0.200			0.04527	
	3551	ujjappaḷavaraśēkhappa		244 2+3+4A	Machinery	SoilMoistureConservation	TCB	Ha	0.04493	1.710	14.585	75.546	0.07683	
							WasteWeir	No	0.050	0			0.00000	
							Forestry	Ha	0.1525	2.000			0.30500	
							Horticulture	Ha	0.22634	0.500			0.11317	
	3552	muddeṃ'manavaraśambuliṅgappa		244 5	Machinery	SoilMoistureConservation	TCB	Ha	0.04493	0.470	14.585	75.546	0.02112	
							WasteWeir	No	0.050	1			0.05000	
							Forestry	Ha	0.1525	1.000			0.15250	
							Horticulture	Ha	0.22634	0.200			0.04527	
	3553	muddeṃ'manavaraśambuliṅgappa		244 6 <sub>2</sub> +6 <sub>2</sub>	Machinery	SoilMoistureConservation	TCB	Ha	0.04493	0.420	14.585	75.546	0.01887	
							WasteWeir	No	0.050	0			0.00000	
							Forestry	Ha	0.1525	1.000			0.15250	
							Horticulture	Ha	0.22634	0.500			0.11317	
	3554	ṭaḷavārakamaḷam'ma		244 7	Machinery	SoilMoistureConservation	TCB	Ha	0.04493	0.500	14.585	75.546	0.02247	
							WasteWeir	No	0.050	0			0.00000	
							Forestry	Ha	0.1525	0.500			0.07625	
							Horticulture	Ha	0.22634	0.200			0.04527	
	3555	hoṭṭigaḍraguruśāntappa		244 8 <sub>2</sub>	Machinery	SoilMoistureConservation	TCB	Ha	0.04493	0.570	14.585	75.546	0.02561	
							WasteWeir	No	0.050	1			0.05000	
							Forestry	Ha	0.1525	0.600			0.09150	
							Horticulture	Ha	0.22634	0.300			0.06790	
	3556	Hoṭṭigaḍraguruśāntappa		244 8 <sub>2</sub>	Machinery	SoilMoistureConservation	TCB	Ha	0.04493	0.360	14.585	75.546	0.01617	
							WasteWeir	No	0.050	0			0.00000	
							Forestry	Ha	0.1525	0.300			0.04575	
							Horticulture	Ha	0.22634	0.000			0.00000	
	3557	hoṭṭigaḍraguruśāntappa		244 9	Machinery	SoilMoistureConservation	TCB	Ha	0.04493	0.260	14.585	75.546	0.01168	
							WasteWeir	No	0.050	0			0.00000	
							Forestry	Ha	0.1525	0.260			0.03965	

							Horticulture	Ha	0.22634	0.000			0.00000
3558	banakāramōhanakumārabinguruśāntappa	245	1	Machinery	SoilMoistureConservation	TCB	Ha	0.04493	0.570	14.585	75.546	0.02561	
						WasteWeir	No	0.050	0			0.00000	
						Forestry	Ha	0.1525	1.000			0.15250	



VillageName	Farmer Code	FarmerName	Aadhar CardNo	Survey Number	RateType(Manually /Machine ry)	ActivityType(SoilMoistureConservationActivity/Water HarvestingActivity)	ActivityName	Unit	UnitCost(InLakhs.)	Proposed Quantity	Latitude(Deg-Min-Sec)	Longitude (Deg-Min-Sec)	TotalCost (InLacs)	Site Photo
							Horticulture	Ha	0.22634	0.500			0.11317	
	3559	hālivāṇadanāgappa		245	1ᵂ	Machinery	SoilMoistureConservation	TCB	Ha	0.04493	0.670	14.585	75.546	0.03010
							WasteWeir	No	0.050	1				0.05000
							Forestry	Ha	0.1525	0.800				0.12200
							Horticulture	Ha	0.22634	0.500				0.11317
	3560	ujjappaḷavarakuruvatteppa		245	2ᵂ+2ᵂ	Machinery	SoilMoistureConservation	TCB	Ha	0.04493	0.130	14.585	75.546	0.00584
							WasteWeir	No	0.050	0				0.00000
							Forestry	Ha	0.1525	0.100				0.01525
							Horticulture	Ha	0.22634	0.000				0.00000
	3561	ujjappaḷavarabasavantappa		245	2ᵂ+2ᵂ	Machinery	SoilMoistureConservation	TCB	Ha	0.04493	0.120	14.585	75.546	0.00539
							WasteWeir	No	0.050	0				0.00000
							Forestry	Ha	0.1525	0.100				0.01525
							Horticulture	Ha	0.22634	0.000				0.00000
	3562	ujjappanavarabeṭṭappa		245	2ᵂ+2ᵂ	Machinery	SoilMoistureConservation	TCB	Ha	0.04493	0.130	14.585	75.546	0.00584
							WasteWeir	No	0.050	0				0.00000
							Forestry	Ha	0.1525	0.100				0.01525
							Horticulture	Ha	0.22634	0.000				0.00000
	3563	ramēśabanakāra.		245	3ᵂ+5+6+7	Machinery	SoilMoistureConservation	TCB	Ha	0.04493	1.330	14.585	75.546	0.05976
							WasteWeir	No	0.050	2				0.10000
							Forestry	Ha	0.1525	1.500				0.22875
							Horticulture	Ha	0.22634	1.000				0.22634
	3564	Pāṭṭilacannagaḷa		245	4ᵂ	Machinery	SoilMoistureConservation	TCB	Ha	0.04493	0.340	14.585	75.546	0.01528
							WasteWeir	No	0.050	0				0.00000
							Forestry	Ha	0.1525	0.100				0.01525
							Horticulture	Ha	0.22634	0.000				0.00000
	3565	karigārabīrappa		245	7ᵂ	Machinery	SoilMoistureConservation	TCB	Ha	0.04493	0.210	14.585	75.546	0.00944
							WasteWeir	No	0.050	0				0.00000
							Forestry	Ha	0.1525	0.200				0.03050
							Horticulture	Ha	0.22634	0.000				0.00000
	3566	hoṭṭigauḍraurphapāṭṭilagaṅgādhara		245	2ᵂ+2ᵂ	Machinery	SoilMoistureConservation	TCB	Ha	0.04493	0.810	14.585	75.546	0.03639
							WasteWeir	No	0.050	2				0.10000
							Forestry	Ha	0.1525	1.000				0.15250
							Horticulture	Ha	0.22634	0.500				0.11317
	3567	ujjappaḷavarabasavantappa		245	2ᵂ+2ᵂ	Machinery	SoilMoistureConservation	TCB	Ha	0.04493	0.120	14.585	75.546	0.00539
							WasteWeir	No	0.050	0				0.00000
							Forestry	Ha	0.1525	0.100				0.01525
							Horticulture	Ha	0.22634	0.000				0.00000
	3568	maṭṭappa.Tandeśiddappa.Muddem'manavara..		245	36+5+6+7ᵂ	Machinery	SoilMoistureConservation	TCB	Ha	0.04493	1.250	14.585	75.546	0.05616
							WasteWeir	No	0.050	2				0.10000
							Forestry	Ha	0.1525	1.500				0.22875
							Horticulture	Ha	0.22634	1.000				0.22634
	3569	Pāṭṭilacannagaḷa		245	4ᵂ+4ᵂ	Machinery	SoilMoistureConservation	TCB	Ha	0.04493	0.980	14.585	75.546	0.04403
							WasteWeir	No	0.050	0				0.00000
							Forestry	Ha	0.1525	1.000				0.15250
							Horticulture	Ha	0.22634	1.000				0.22634
	3570	muddem'manavaraśrīdhara		246	1ᵂ	Machinery	SoilMoistureConservation	TCB	Ha	0.04493	1.290	14.585	75.546	0.05796
							WasteWeir	No	0.050	2				0.10000

								Forestry	Ha	0.1525	1.000			0.15250
								Horticulture	Ha	0.22634	0.500			0.11317
	3571	muddem'manavarašivappa		246	1	Machinery	SoilMoistureConservation	TCB	Ha	0.04493	1.320	14.585	75.546	0.05931
								WasteWeir	No	0.050	2			0.10000

VillageName	Farmer Code	FarmerName	Aadhar CardNo	Survey Number	RateType(Manually /Machinery)	ActivityType(SoilMoistureConservationActivity/WaterHarvestingActivity)	ActivityName	Unit	UnitCost(InLakhs.)	Proposed Quantity	Latitude(Deg-Min-Sec)	Longitude (Deg-Min-Sec)	TotalCost (InLacs)	Site Photo
							Forestry	Ha	0.1525	1.000			0.15250	
							Horticulture	Ha	0.22634	1.000			0.22634	
	3572	muddem'manavaraparvatagauda	246	3e1	Machinery	SoilMoistureConservation	TCB	Ha	0.04493	1.000	14.585	75.546	0.04493	
							WasteWeir	No	0.050	1			0.05000	
							Forestry	Ha	0.1525	1.000			0.15250	
							Horticulture	Ha	0.22634	0.500			0.11317	
	3573	muddem'manavaraśankram'ma	246	3e2	Machinery	SoilMoistureConservation	TCB	Ha	0.04493	1.000	14.585	75.546	0.04493	
							WasteWeir	No	0.050	1			0.05000	
							Forestry	Ha	0.1525	0.500			0.07625	
							Horticulture	Ha	0.22634	0.300			0.06790	
	3574	muddem'manavarasatiśa	246	3e3	Machinery	SoilMoistureConservation	TCB	Ha	0.04493	1.020	14.585	75.546	0.04583	
							WasteWeir	No	0.050	1			0.05000	
							Forestry	Ha	0.1525	0.500			0.07625	
							Horticulture	Ha	0.22634	0.300			0.06790	
	3575	Muddem'manavaraujanēśibinśidlingappa	246	2	Machinery	SoilMoistureConservation	TCB	Ha	0.04493	0.960	14.585	75.546	0.04313	
							WasteWeir	No	0.050	0			0.00000	
							Forestry	Ha	0.1525	0.500			0.07625	
							Horticulture	Ha	0.22634	0.600			0.13580	
	3576	muddem'manavaraudayakumāra	246	3e	Machinery	SoilMoistureConservation	TCB	Ha	0.04493	3.210	14.585	75.546	0.14423	
							WasteWeir	No	0.050	3			0.15000	
							WaterHarvestingActivity	FarmPond	No	1.041			1.04100	
							Forestry	Ha	0.1525	2.000			0.30500	
							Horticulture	Ha	0.22634	1.000			0.22634	
	3577	muddem'manavaraudayakumāra	246	3e	Machinery	SoilMoistureConservation	TCB	Ha	0.04493	3.210	14.585	75.546	0.14423	
							WasteWeir	No	0.050	1			0.05000	
							WaterHarvestingActivity	FarmPond	No	1.041			1.04100	
							Forestry	Ha	0.1525	2.000			0.30500	
							Horticulture	Ha	0.22634	1.000			0.22634	
	3578	muddem'manavarabasavarājabinśidlingappa	246	4	Machinery	SoilMoistureConservation	TCB	Ha	0.04493	0.960	14.585	75.546	0.04313	
							WasteWeir	No	0.050	1			0.05000	
							Forestry	Ha	0.1525	1.000			0.15250	
							Horticulture	Ha	0.22634	0.500			0.11317	
	3579	baṅakāramōhanakumārabinguruśāntappa	246	5	Machinery	SoilMoistureConservation	TCB	Ha	0.04493	1.230	14.585	75.546	0.05526	
							WasteWeir	No	0.050	2			0.10000	
							Forestry	Ha	0.1525	1.500			0.22875	
							Horticulture	Ha	0.22634	1.000			0.22634	
	3580	kambaḷināgappa	254	1e	Machinery	SoilMoistureConservation	TCB	Ha	0.04493	1.670	14.585	75.546	0.07503	
							WasteWeir	No	0.050	2			0.10000	
							Forestry	Ha	0.1525	1.000			0.15250	
							Horticulture	Ha	0.22634	0.500			0.11317	
	3581	kambaḷiajjappabinīrappa	254	1e	Machinery	SoilMoistureConservation	TCB	Ha	0.04493	0.220	14.585	75.546	0.00988	
							WasteWeir	No	0.050	0			0.00000	
							Forestry	Ha	0.1525	0.200			0.03050	
							Horticulture	Ha	0.22634	0.000			0.00000	
	3582	kambaḷibīrappa	254	2	Machinery	SoilMoistureConservation	TCB	Ha	0.04493	1.010	14.585	75.546	0.04538	
							WasteWeir	No	0.050	2			0.10000	
							Forestry	Ha	0.1525	0.500			0.07625	

							Horticulture	Ha	0.22634	0.000			0.00000
3583	kambalirāmappa		254	2	Machinery	SoilMoistureConservation	TCB	Ha	0.04493	1.010	14.585	75.546	0.04538
							WasteWeir	No	0.050	1			0.05000
							Forestry	Ha	0.1525	0.500			0.07625

VillageName	Farmer Code	FarmerName	Aadhar CardNo	Survey Number	RateType(Manually /Machinery)	ActivityType(SoilMoistureConservationActivity/Water HarvestingActivity)	ActivityName	Unit	UnitCost(InLakhs.)	Proposed Quantity	Latitude(Deg-Min-Sec)	Longitude (Deg-Min-Sec)	TotalCost (InLacs)	Site Photo
	3584	muddem'manavarabasanagaḍa		254	2	Machinery	SoilMoistureConservation	Horticulture	Ha	0.22634	0.300		0.06790	
								TCB	Ha	0.04493	1.200	14.585	75.546	0.05392
								WasteWeir	No	0.050	1			0.05000
								Forestry	Ha	0.1525	1.000			0.15250
								Horticulture	Ha	0.22634	0.500			0.11317
	3585	Kambalināgappa		254	5	Machinery	SoilMoistureConservation	TCB	Ha	0.04493	0.420	14.585	75.546	0.01887
								WasteWeir	No	0.050	1			0.05000
								Forestry	Ha	0.1525	0.500			0.07625
								Horticulture	Ha	0.22634	0.300			0.06790
	3586	kambaḷihanumantappabinbīrappa		254	6	Machinery	SoilMoistureConservation	TCB	Ha	0.04493	0.420	14.585	75.546	0.01887
								WasteWeir	No	0.050	1			0.05000
								Forestry	Ha	0.1525	0.500			0.07625
								Horticulture	Ha	0.22634	0.300			0.06790
	3587	kambalināgappabinbīrappa		254	7	Machinery	SoilMoistureConservation	TCB	Ha	0.04493	0.200	14.585	75.546	0.00899
								WasteWeir	No	0.050	0			0.00000
								Forestry	Ha	0.1525	0.100			0.01525
								Horticulture	Ha	0.22634	0.000			0.00000
	3588	kambaḷiningappabinbīrappa		254	8	Machinery	SoilMoistureConservation	TCB	Ha	0.04493	0.410	14.585	75.546	0.01842
								WasteWeir	No	0.050	0			0.00000
								Forestry	Ha	0.1525	0.500			0.07625
								Horticulture	Ha	0.22634	0.300			0.06790

[Chapter-IV]4.5DetailsofVegetativeCoverActivities

PlantationType:HorticulturteActivities

VillageName	FarmerName:	FarmerCode	AadharCardNo.	RateType(Manually/Machinery)	SurveyNo:	Total Area (Ha.)	Proposed Area(Ha.)	Activity/Model/Plant/CropName:	Numberof PlantsPer Ha	No.of plants	Methodofirrigation(Drip/Ring/Surface)	Sourceofirrigation(Canal/Rainfed/Well)	AreaasperTypeOfLand(Ha.)		OwnershipofLand(CommunityLand/PrivateLand/Other)	Latitude(Deg-Min-Sec)	Longitude (Deg-Min-Sec)
													WasteLand	Cultivable			
Joisarahalli 4D4C5T1a	CHAPTER4.4A LLFARMERS			Manually		56.00	56.00	COCONUT,S APOTA,CUR RYLEAF,GUJ VA,MANGO,L EMON	100	5600	DRIP Irrigation	BOREWELL	0	56.00	PrivateLand		

[Chapter-IV]4.5ADetailsofVegetativeCoverActivities

PlantationType:AfforestationActivities

VillageName	FarmerName:	FarmerCode	AadharCardNo.	RateType(Manually/Machinery)	SurveyNo:	TotalArea (Ha.)	Proposed Area(Ha.)	Activity/Model/Plant/CropName:	Numberof PlantsPer Ha	No.ofplants	Methodofirrigation(Drip/Ring/Surface)	Sourceofirrigation (Canal/Rainfed/Well)	AreaasperTypeOfLand(Ha.)		Ownershipof Land(CommunityLand/PrivateLand/OtherLand)
													WasteLand	Cultivable	
Joisarahalli 4D4C5T1a	CHAPTER4.4 ALLFARMERS			Manually		66.00	66.00	TEAK,SILVER OAK,MAHAGONI,BAMBOO	100	6600	DRIP Irrigation	BOREWELL	0	66.00	PrivateLand

[Chapter-IV]4.5B.DetailsofVegetativeCoverActivities

PlantationType:Fodderdevelopment

VillageName	FarmerName:	FarmerCode	AadharCardNo.	RateType(Manually/Machinery)	SurveyNo:	TotalArea (Ha.)	Proposed Area(Ha.)	Activity/Model/Plant/CropName:	Numberof PlantsPer Ha	No.ofplants	Methodofirrigation(Drip/Ring/Surface)	Sourceofirrigation (Canal/Rainfed/Well)	AreaasperTypeOfLand(Ha.)		Ownershipof Land(CommunityLand/PrivateLand/OtherLand)
													WasteLand	Cultivable	
Joisarahalli 4D4C5T1a	CHAPTER4.4 ALLFARMERS			Manually		2.00	2.00	PLANTINGOFF ODDERCROPV IZNAPIERGRASS&LUCERN	10000	20000	DRIP Irrigation	BOREWELL	0	2.00	PrivateLand

[Chapter-IV]4.5CDetailsofVegetativeCoverActivities

PlantationType:NurseryActivities

VillageName	FarmerName:	FarmerCode	AadharCardNo.	RateType(Manually/Machinery)	SurveyNo:	TotalArea (Ha.)	Proposed Area(Ha.)	Activity/Model/Plant/CropName:	Numberof PlantsPer Ha	No.ofplants	Methodofirrigation(Drip/Ring/Surface)	Sourceofirrigation (Canal/Rainfed/Well)	AreaasperTypeOfLand(Ha.)		Ownershipof Land(CommunityLand/PrivateLand/OtherLand)
													WasteLand	Cultivable	
Joisarahalli 4D4C5T1a	CHAPTER4.4 ALLFARMERS														





#### 4.Net Planning and Project activities

Rs in lakhs

**It is for all reaches (upper, middle and lower) and also for Private, Common and drainage line areas**  
 [Chapter-IV] 4.1, 4.1A Baseline Data - Village wise Survey Numbers & Farmer wise Survey Numbers

MICRO CODE	Name of Farmer	Farmer Code	Survey No		Area (Ha)
Joisarahalli	Muddemmanavar Gurushanthappa	3589	2	2	0.17
4D4C5T1b	Chaudappanavar Maliyappa Bin Gurappa	3590	4	*	0.14
	Muddappanavara Gadigeppa	3591	6	10	0.12
	Muddeppanavar Mahasheppa	3592	6	8	0.15
	Muddappanavar Thirkappa	3593	6	9+12	0.27
	<b>Kariyappa Muddappanavara</b>	3594	6	9+12	0.16
	Shankrikoppa Gurushanthappa Bin Karavasappa	3595	6	9+12	0.26
	Hottegoudar Ningappa	3596	6	*	0.88
	Kumara Tande Gadigeppa Muddappanavar	3597	6	13	0.16
	<b>Muddappanavar Urph Banakar Chandrappa</b>	3598	6	1	0.17
	Muddappanavar Urph Banakara Chandrappa	3599	6	1	0.58
	Muddappanavara Urph Banakar Chandrappa	3600	6	1	0.36
	Mahesha Tande Chandrappa Muddappanavar	3601	6	1	0.38
	Muddappanavar Rathnavva	3602	6	1	0.44
	Nanagappa Tande Chanbasappa Yakanalli Urph Muddappanavara	3603	6	2	0.27
	Basavaraja Tande Chanabasappa Yakanalli Urph Muddappanavar	3604	6	2	0.27
	Maliyappa Tande Chanabasappa Yakanalli Urph Muddappanavar	3605	6	2	0.27
	Sangappa Tande Chanabasappa Yakanalli Urph Muddappanavar	3606	6	2	0.27
	Chandrashekarappa Tande Rajabasanagouda Muddemmanavar	3607	6	25	0.2
	Parameshappa Tande Rajabasanagouda Muddemmanavar	3608	6	26	0.2
	Basanagouda Tande Rajabasangouda Muddemmanavar	3609	6	27	0.19
	Muddappanavar Shanthavva	3610	6	4	1
	<b>Kariyappa Muddappanavara</b>	3611	6	5	0.16
	Gadigeppa Muddappanavar	3612	6	5	0.16

	Gurushanthappa Muddappanavara	3613	6	5	0.16
	Shankrappa Muddappanavar	3614	6	5	0.16
	Kumar TandeGadigeppa Muddappanavar	3615	6	7	0.7

MICRO CODE	Name of Farmer	Farmer Code	Survey No		Area (Ha)
	Basavaraja TandeSharanappa Muddappanavar	3616	6	8೉	0.15
	HosakeriBasanneppa	3617	6	*	1
	Channagouda Madhukara	3618	6	11	0.2
	Muddappanavar Kumar	3619	6	15	0.2
	MuddappanavarBasavanneppa BinNagappa	3620	6	15	0.6
	MuddappanavaraHanumanthappa	3621	6	15	0.4
	MuddappanavarPuttappa	3622	6	16	0.4
	Yakanalli UrphMuddappanavarBasappa	3623	6	20	0.58
	Shankrappa Goneppan	3624	6	22	0.14
	Hanumanthappa Hiregouda	3625	6	34	0.15
	Shobha Kom Hanumagouda	3626	6	6	0.33
	ByadagiSomashekara	3627	13	#####	0.99
	ChaudappanavarNinganagouda	3628	14	#####	1.11
	Muddappanavar Basamma	3629	19	1	0.27
	ChoudappanavarGurushanthappa	3630	19	2	0.27
	BanakaraUrph NirulliChandrashekarappa	3631	20	1	0.3
	MuddappanavarSudha Kom Channabasappa	3632	20	2	0.14
	BanakaraUrph NirulliChandrashekarappa	3633	20	3	1.25
	MuddemmanavarBasanagouda	3634	21	1೉	0.42
	Banankar Gurushanthappa	3635	21	2೉	0.62
	BanakarGurushanthappa	3636	21	2ೃ	0.4
	MuddemmanavarAshok	3637	21	1	0.42
	MuddemmanavarChanabasappa	3638	21	1	0.32
	MuddemmanavarShivappa BinSiddappa	3639	21	1ೃ	0.32
	Basavaraja TandeChanabasappa Pujar	3640	22	*	1.64
	MuddappanavarShoba Kom Basavaraja	3641	29	1೉	0.39
	MuddappanavarChannabasappa BinJatteppa	3642	29	1ೃ	0.14
	BanakaraGirijadevi Kom Sangappa	3643	29	2೉	0.58
	MuddappanavarShoba Kom Basavaraja	3644	29	1೉	0.39
	Mudihala Shivappa BinNingappa	3645	29	1ೃ	0.41

	MuddeManavaraShivappa	3646	30	1	1.38
--	-----------------------	------	----	---	------

MICRO CODE	Name of Farmer	Farmer Code	Survey No		Area (Ha)
	Manjappa TandeSiddappa Muddemmanavar	3647	30	2	1.23
	MuddemmanavarMallanagouda	3648	30	3	0.21
	Chanangouda Karibasamma Kom Ramanagouda	3649	30	4	0.48
	Channagouda Ramanagouda	3650	30	5	0.88
	Channagouda Ramanagouda	3651	30	6	0.6
	MuddemmanavarHanumanagouda	3652	30	8	0.21
	Viranagouda Channagouda	3653	30	9	0.15
	ChannagoudarKaribasamma Kom Ramanagouda	3654	30	7	0.35
	Muddemmanavar Dyamavva	3655	32	1೨+1	0.35
	KadaramandalagiRamappa BinGurappa	3656	32	2A	0.15
	KunchurBasavanneppa BinHanumanthappa	3657	32	2೨	0.11
	Channagouda Channagouda BinLinganagouda	3658	32	2೨	0.15
	KadaramandagiChanabasappa	3659	32	3೩	0.14
	MuddappanavarJayappa	3660	32	1	0.27
	KaregoudarGurushanthappa BinUjjappa	3661	32	2೩	0.22
	Muddemmanavar Dyamavva	3662	32	3೨	0.24
	KaregoudarGurushanthappa BinUjjappa	3663	32	2೩	0.22
	MuddappanavarKarbasappa	3664	33	2೨	1.32
	Virupakshappa Banakara	3665	33	1೨	0.63
	Shankrappa Banakara	3666	33	1೨	0.62
	Virupakshappa Banakara	3667	33	1೩	0.21
	Shankrappa Banakara	3668	33	1೩	0.55
	Channagouda Malishanthanagouda Urph Malishanthappa	3669	33	1೪	0.33
	EliKannavva	3670	36	1+2	0.78
	Halaivanada Karabasappa BinHonnappa	3671	36	17	0.39
	Halivanada Halappa BinSiddalingappa	3672	36	18	0.39
	Gonimatha Shanthavva	3673	36	3	0.16
	Halivanada Shanthavva Kom Honnappa	3674	36	4	0.18
	Chaudappanavar Lekkavva	3675	37	*	1.45
	MuddammanavarGurushanthappa	3676	38	1	0.74

	MuddammanavarGurushanthappa	3677	38	2	1.3
--	-----------------------------	------	----	---	-----

MICRO CODE	Name of Farmer	Farmer Code	Survey No		Area (Ha)
	MuddammanavarGurushanthappa	3678	38	3	0.81
	Kadaramandalagi BasavarajaUrphBasavaraja	3679	41	2೧1	0.57
	KadaramandalagiChannabasappa	3680	41	2೧1	1.64
	Kadaramandalagichannabasappa	3681	41	2೧1	1.64
	DoddaputtappanavaraKarabasamma Kom Maliyappa	3682	41	1	2.06
	DoddaputtappanavarChandrappa BinGurushanthappa	3683	41	2೨	1.24
	Doddaputtappanavar Kumar BinGurushanthappa	3684	41	3	1.25
	Patil Siddanagouda	3685	42	1೨	1.2
	Patil Gurushanthagouda	3686	42	1೩	2.32
	Lokanagouda Choudappanavara	3687	42	2	0.35
	KadaramandalagiPuttappa	3688	42	3	0.34
	KadaramandalagiGururaja	3689	42	4	0.34
	KadaramandalagiRamappa	3690	42	5	0.34
	KadaramandalagiShivappa	3691	42	6	0.34
	Masanagi Basavaraja	3692	42	7	1.62
	ChandrashekarTandeRajabasanagouda Muddemmanavar	3693	48	1೨	0.49
	ChandrashekarTandeRajabsanagouda Muddemmanavar	3694	48	1೨	0.49
	MuddemmanavarUdaya Kumar	3695	48	1೨	1.03
	MasangiChandrappa	3696	48	1೩+2	2.78
	Hanumanthappa Kuravatti	3697	48	3	0.4
	ChandrashekarTandeRajabasanagouda Muddemmanavar	3698	48	4	0.49
	ChandrashekarTandeRajabasanagouda Muddemmanavar	3699	48	5	0.49
	MasanagiShambhu	3700	48	6	1.35
	SanmaniShivanadappa	3701	49	1೨	0.6
	SannamaniMallavva	3702	49	1೩	0.59
	SannamaniChannamma Kom Shivappa	3703	49	1೩	0.6
	MulkigoudarNagavva	3704	49	2	0.18
	Patil Shanta Kom Karegouda	3705	50	2೧+2೩	2.47
	Sarada Parameshappa	3706	50	1	0.54
	Umesha TandeSiddappa Muddemmanavar	3707	50	2೨+3	2.66

	Channagouda Naganaguda	3708	50	3₹	0.7
--	------------------------	------	----	----	-----



MICRO CODE	Name of Farmer	Farmer Code	Survey No		Area (Ha)
	Channagouda Malishanthagouda	3709	50	3೨	0.69
	Sarada Nagappa	3710	50	4	0.54
	Hemanagouda TandeGadigeppa Hottigouda	3711	57	1	0.6
	Rudramma BinGadigeppa KunchurUrph Rudramma Kom Basangouda Patil	3712	57	2	0.68
	Patil Basanagouda	3713	58	*	0.27
	Channagouda Naganagouda	3714	59	*	0.13
	Channagouda Malishanthappa	3715	59	*	0.13
	Patil Naganagouda	3716	60	1೉	0.7
	KannagoudarManjunatha	3717	60	1೨	0.8
	Patil Gurushanthagouda	3718	60	2	0.56
	HosamaniChandrappa	3719	61	1	0.25
	HosamaniGurushanthappa	3720	61	2	0.33
	ChoudappanavaraShankragouda	3721	62	*	0.78
	ChoudappanavarShankragouda	3722	62	*	0.78
	SankappanavaraNagappa	3723	63	1	0.75
	Madukara TandeSannagouda Channagouda	3724	63	2	0.54
	DoddaputtappanavarVinayaka	3725	64	1+2+3	1.21
	Patil Naganagouda	3726	64	1+2+3	0.23
	Birappa TandeSiddappa Kollera	3727	71	1	0.4
	Kollera Honnamma Kom Subhasaha	3728	71	2	0.89
	Birappa TandeSiddappa Kollera	3729	71	3	0.89
	Hanumanthappa Kannala	3730	71	4	0.4
	Hondadha Pharkkr Sab	3731	72	1	0.44
	Hondadha HayathaSab	3732	72	2	0.46
	Hondadha Rathaj Sab	3733	72	3	0.54
	Hondadha HayathSab	3734	72	4	0.45
	Hondadha Rataj Sab	3735	72	5	0.43
	BangaraGuddappa	3736	72	6	0.43
	Patil Karegouda	3737	85	1A	0.23
	Shankrikoppa Kumar	3738	85	1B	0.44

	Patil Basanagouda	3739	85	1C	0.27
--	-------------------	------	----	----	------

MICRO CODE	Name of Farmer	Farmer Code	Survey No	Area(Ha)
	Masanagi Omkarayya	3740	852+3	0.61
	Masanagi Gadigeppa	3741	852+3	0.63
	Masanagi Jayadevayya	3742	85 5	0.44
	Masanagi Pakkirappa	3743	85 5	0.4
	Masanagi Basavannevva Kom Virupakshappa	3744	85 5	0.4
	Channagoudar Gurushanthagouda	3745	85 6	1.41
	Gurushanthagouda Linganagouda Channagoudar	3746	85 7	0.52
	Yammigoudar Sannagouda	3747	85 8	0.4
	Yammigoudar Sammagouda	3748	85 9	0.46
	Mulkigoudar Nagavva	3749	86 1	0.56
	Sannamani Vikram	3750	86 2	0.4
	Doddamani Bhojaraja	3751	87*	0.3
	Doddamani Bhojaraja	3752	88 1	1.21
	Doddamani Rekha Kom Honnappa	3753	88 2	1.1
	Doddaputtappanavara Basavanthappa	3754	892	0.32
	Doddaputtappanavara Karavasamma Kom Maliyappa	3755	892	0.56
	Doddaputtappanavara Nagappa	3756	892	0.56

DoddaputtappanavaraGurushanthappa	3757	893	3	0.67
UjjappanavaraShekappa	3758	894		0.14
UjjappanavaraShekappa	3759	894		0.15
Dodda PuttappanavaraGurushanthappa Bin Basavanthappa	3760	894		0.26
MasanagiMalkappa	3761	891	B	0.15
DoddaputtappanavaraPuttappa	3762	893	3	0.17
DoddaputtappnavaraPuttappa Maliyappa	3763	893	3	0.21
ChoudappnavaraUrph Patil Naganagouda	3764	893	3	0.7
DoddaputtappanavaraPuttappa	3765	893	3	1.62
DoddaputtappanavaraNagappa	3766	89	5	1.42
DoddaputtappanavaraJayappa BinBasavanthappa	3767	89	7	0.26
Doddaputtappanavara Kumar BinBasavanthappa	3768	89	8	0.26
Dodda PuttappanavaraChannabasappaBinBasavanthappa	3769	89	9	0.26
HosamaniRathanavva Kom Kannappa	3770	901	+2	0.72

MICRO CODE	Name of Farmer	Farmer Code	Survey No		Area (Ha)
	ChoudappanavaraAjjappa BinHanumanthappa	3771	90	3	0.19
	SankappanavaraMalikantappa	3772	91	1	0.23
	SankappanavaraMalikanthappa	3773	91	2	0.16
	SankappanavaraMalishanthappa	3774	92	*	0.35
	ChodappanavaraNinganagoud	3775	93	*	0.38
	ChoudappanavarLekkavva	3776	94	1೉	0.23
	ChoudappanavaraKarvasappa BinHanumanthappa	3777	94	1೧	0.22
	ChoudappanavaraMaliyappa BinGurappa	3778	94	2	0.22
	ChoudappanavaraChannagouda BinHanumanthappa	3779	94	3	0.26
	Kannagouda Kannagouda BinSivanagouda	3780	95	*	0.35
	Kannagouda Kannagouda BinSivanagouda	3781	96	*	0.25
	KannagoudarGadigeppagouda BinShivanagouda	3782	97	1	0.13
	Patil Siddanagouda	3783	97	2	0.22
	KannagoudarAnandappa BinShivanagoda	3784	97	3	0.14
	Kannagouda Kamalamma Kom Naganagouda	3785	97	4	0.6
	Patil Siddanagouda	3786	98	*	0.22
	Patil Siddanagouda	3787	99	*	2.05
	ChannagoudarChannagouda BinLingangouda	3788	100	*	2
	DodmaniParameshappa BinBhimappa	3789	101	2	0.38
	BennurBharamappa BinDelleppa	3790	102	3೉	0.27
	BennurChikkappa	3791	102	1	0.61
	BennurMailarappa	3792	102	2೉	0.38
	BennurBhimappa	3793	102	2೧	0.38
	Bennura Mailarappa	3794	102	3೧	0.27
	BennurNingappa	3795	102	4	0.8
	BennurRamappa	3796	102	4	0.54
	BennurRevanappa	3797	102	4	0.4
	BennurBasappa BinKenchappa	3798	102	5	0.69
	Chikkappa Bennur	3799	102	6	0.33
	BennurManjappa BinNingappa	3800	103	1	0.22

	BennurNingappa	3801	103	2	0.22
--	----------------	------	-----	---	------

MICRO CODE	Name of Farmer	Farmer Code	Survey No		Area (Ha)
	BennurRamappa	3802	103	3	0.11
	Bennurrevanappa	3803	103	4	0.12
	Kannagoudar Basavaraja	3804	104	1	1.14
	Patil Basanagouda BinNaganagouda	3805	104	2	1.47
	Patil Basanagouda BinNaganagouda	3806	104	2	1.47
	ShivapujiRakeshaBin HanumagoudaSadaraAjjaBasanagouda	3807	107	1ಃ	0.38
	Benakanakonda Ganesha	3808	107	1ಃ	0.28
	Benakanakonda Ganesha	3809	107	1ಃ	0.22
	Benakanakonda Ganesha	3810	107	2	0.52
	Girisha Hanumanthappa Muddappanavara	3811	107	3	0.63
	Kunchura Gurshanthappa	3812	108	1	0.44
	KunchurAjjappa	3813	108	2	0.44
	Patil Kumar	3814	109	1+2ಃ	0.48
	Hottigoudar Paramma	3815	109	2ಃ	0.25
	Hanumanthappa Nagappa Muddappanavara	3816	110	1	0.41
	SakappanvarBasanagouda	3817	110	2	0.5
	Choudappanavara Lekkavva	3818	111	1ಃ	0.24
	Hanumanthappa Nagappa Muddappanavar	3819	111	1ಃ	0.28
	ChoudappanavarShivanagouda	3820	111	2	0.56
	Patil Channabasavva	3821	112	*	0.99
	MuddappanavarHanumanthappa	3822	113	1	0.13
	MuddappanavarHanumanthappa	3823	113	2	0.16
	MuddappanavarMalishanthappa	3824	113	3	0.15
	Kumar TandeBasavanneppa Muddappanavar	3825	113	4	0.15
	MuddappanavarMalishanthappa	3826	113	5	0.15
	Kumar TandeBasavanneppa Muddappanavar	3827	113	6	0.15
	KannagoudarUrph Doddakannagouda Basavaraja Bin Muradappa	3828	114	1	0.51
	Patil Gurushanthgouda	3829	114	2	1
	KannagoudarUrph Doddakannagoudar Basavaraj BinMuradappa	3830	114	3	0.52
	KadaramandalagiChannappa	3831	115	4ಃ	0.65

	Muddappanavar RenukammaKom Gurushanthappa	3832	115	1	0.39
--	---	------	-----	---	------



MICRO CODE	Name of Farmer	Farmer Code	Survey No		Area (Ha)
	Masanagilrappa	3833	115	2೉	0.5
	HarishaHanumanthappa Muddappanavar	3834	115	2ೞ	0.5
	KadaramandalagiChanbasappa	3835	115	3	0.11
	KadaramandalagiShivappa	3836	115	4ೞ	0.63
	Kadaramandalagi Basavaraj Urph Basavarajappa	3837	115	5	1.16
	Balikayi ParavvaKom Nagappa	3838	115	6	1.23
	Shivaraja Muddappanvara	3839	115	7	1.05
	MuddappanavaraBasavanneppa BinNagappa	3840	115	8	0.38
	MuddappanavarHanumanthappa BinNagappa	3841	115	9	0.38
	DoddamaniSanbasappa	3842	116	1	2
	Doddamanilrappa	3843	116	2	2.01
	TalavarUrph SannamaniHanumanthappa	3844	117	3೉	0.74
	saṇmani rāmacandrappa bin basappa	3845	117	1+4	1.91
	SannamaniBharamappa BinHanumappa	3846	117	2	0.92
	Harisa TandeGadigeppa Masanagi	3847	117	3ೞ	0.38
	Doddamanihalappa	3848	118	*	1.81
	KunchurSaravva Kom Ramappa	3849	119	*	0.5
	Patil Ajjappagouda	3850	120	*	0.5
	DoddaputtappanavarNagappa	3851	121	1+2	0.38
	SankappanavarBasangouda	3852	122	*	0.27
	BuadagiSomashekara	3853	122	1	0.72
	Sankappanavar MaliShanthappa	3854	123	2	0.18
	sannamaniMrthunjaya	3855	124	1	0.56
	Sannamani Ravi BinBharamappa	3856	124	2	0.56
	SannamaniUrph TalavaraRamappa	3857	126	1	0.21
	SannamaniUrph TalavarRamappa	3858	126	2	0.15
	Sankappanavar Mali Shanthappa	3859	128	*	0.37
	MuddappanavarUrph Banakar Chandrappa	3860	129	*	0.45
	Patil Mali Shanthagouda	3861	130	2	0.99
	Patil Mali Shanthgouda	3862	130	2	0.99

	MasanagiShivanadappa	3863	131	*	0.17
--	----------------------	------	-----	---	------

MICRO CODE	Name of Farmer	Farmer Code	Survey No		Area (Ha)
	MasanagiGurushathappa	3864	132	*	0.55
	MasangiShivanandappa	3865	132	*	0.3
	MuddappanavarUrph Banakar Basavaraja	3866	134	*	0.69
	Sankappanavar Ramesha	3867	135	*	0.16
	Patil Ajjappagouda	3868	136	3	0.18
	SankappanavarBasanagouda	3869	137	2	0.24
	Patil Basangouda BinNaganagouda	3870	138	*	0.24
	SankappanavarHanumagouda	3871	139	1	0.16
	Mali Shanthappa	3872	139	2	0.16
	Doddaknnagouda Muradappa	3873	140	1	0.4
	Shankrikoppa Kallavva	3874	140	2	0.4
	MuddappanavarAshok	3875	140	3	0.4
	MuddappanavarAshok	3876	140	4	0.4
	MuddappanavarChandrappa	3877	140	5	0.13
	MuddappanavarChandrappa	3878	141	*	0.26
	Malematha Shekharayya	3879	142	1	0.13
	MalemathaHemayya	3880	142	2	0.13
	BebiTam Maliyappa Sarada	3881	143	1+2+3	0.73
	Sarada Basavanneppa	3882	143	1+2+3	0.73
	Sarada Manjula	3883	143	1+2+3	0.73
	Sarada Manjula	3884	143	1+2+3	0.73
	Sarada Shivappa	3885	143	1+2+3	0.74
	Sarada Hanumanthappa	3886	143	1+2+3	0.75
	Patil Mali Shanthagouda	3887	144	1	0.28
	Channagouda Channabasappa	3888	144	1X-1	0.14
	MuddappanavarGurushanthavva	3889	144	2	0.22
	Talabagila Bharamakka	3890	145	2+2	0.14
	ChaudappanavarGadigeppa	3891	146	3	0.16
	Chaudappanavar Lakkavva	3892	147	1	0.14
	Chaudappanavar Mali Shanthappa	3893	147	3	0.13

	HosamaniGadigeppa	3894	148	1	0.21
--	-------------------	------	-----	---	------

MICRO CODE	Name of Farmer	Farmer Code	Survey No		Area (Ha)
	HosamaniGadigeppa	3895	148	2	0.17
	HarishaMasanagi	3896	149	1	0.21
	HarishaMasangi	3897	149	2	0.21
	MasangiBasavarajappa	3898	150	1ಃ	0.36
	MasangiHanumanthappa	3899	150	1ಃ	0.4
	MasanagiHanumanthappa	3900	150	1ಃ	0.36
	Masanagi Pakkirsabina Hanumanthappa	3901	150	2+6ಃ	1.81
	MasanagiNilavva Kom Maliyappa	3902	150	2+6ಃ	2.82
	MasanagiKuruvatteppa BinGadigeppa	3903	150	3	0.96
	MasanagiNagaraja Bin Gurushanthappa	3904	150	4+5+7	0.67
	MasanagiGurushanthappa	3905	150	4+5+7	0.41
	MasanagiChannabasappa BinMalakappa	3906	150	4+5+7	0.4
	MasanagiAshok	3907	150	4+5+7	0.4
	MasanagiGurshanthappa	3908	150	4+5+7	0.84
	MasanagiChanbasappa	3909	150	8	0.67
	Patil Basanagouda	3910	151	*	0.84
	HottigoudarGadigeppa	3911	152	1ಃ	0.41
	HottigoudarKanthagouda BinHanumanthappa	3912	152	1ಃ	0.26
	HottigoudarMahadhevappa	3913	152	1ಃ	0.82
	Hottigoudar Mali Shanthappa	3914	152	1ಃ	0.41
	Hottigoudar Mali Shanthappa	3915	152	1ಃ	2.4
	Sankrikoppada Mallikarjuna BinNagappa	3916	152	2ಃ	0.81
	Sankrikoppada Shivananda	3917	152	2ಃ	0.2
	Mahadevappa Urph Madevagouda TandeBasangouda Hottigoudar	3918	152	2ಃ	0.21
	Sankrikoppada Kallavva	3919	152	2ಃ	0.45
	Sankrikoppada Gurushanthappa	3920	152	2ಃ	0.46
	Sankrikoppada Gauramma	3921	152	2ಃ	0.65
	Sankrikoppada Gurumma	3922	152	2ಃ	0.44
	Kumar TandeBasappa Sankrikoppada	3923	152	2ಃ.	0.4
	HottigoudarShanthagouda BinHanumanthappa	3924	152	3	0.26

	Hottigoudar Kumar BinHanumanthappa	3925	152	4	0.27
--	------------------------------------	------	-----	---	------

MICRO CODE	Name of Farmer	Farmer Code	Survey No		Area (Ha)
	Sri BasaveshwaraDevara Panchuru UjjappanavaraKarlingappa	3926	153	12+2	1.2
	Kadaramandalagi BasavarajaBin Mahadevappa	3927	153	1	0.37
	Dodda PuttappanavarJayappa Bin Basavanthappa	3928	153	10	0.48
	Dodda PuttappanavaraGurushanthappa Bin Basavanthappa	3929	153	11	0.48
	MasangiAnanda Binchanbasappa	3930	153	12+2	1.8
	Dodda PuttappanavaraChannabasappa Binbasavanthappa	3931	153	2	0.48
	KadaramandalagiPuttappa	3932	153	4	0.36
	Malishanthappa Jetteppa Kayakada	3933	153	5	0.36
	KadaramandalagiRamappa	3934	153	6	0.36
	KadaramandalagiShivappa	3935	153	7	0.36
	MasanagiPrakasha BinHanumanthappa	3936	153	8	1.2
	Dodda Puttappanavar Kumar Bin Basavanthappa	3937	153	9	0.48
	SivapujiPramilavva Kom Bhimanagouda	3938	154	22	1.2
	Shivaji HemanthaBinHanumangoudaSadaraAjjaBasanagouda		154	22	1.27
	MasanagiNagappa	3940	154	1	2.04
	Sankrioppa Kumar		154	23	1.19
	Benakanakonda Kumar		154	23	1.22
	Benakanakonda Shankrappa		154	3	0.76
	Shankarkoppada Kumar		154	4	0.58
	Basavaraja TandeRamappa Kunchur		154	53	1.37
	Benakanakonda Shankrappa	3946	154	52	0.68
	SiddenurBasavanthappa	3947	155	1	1.88
	ChaudappanavaraJayappa BinBasanagouda		155	23+2	1.28
	GudagurHonnappa		155	3	0.89
	GudagurHonnappa	3950	155	3	0.73
	Sidenura Ganeshappa	3951	155	4	1.88
	Sarada Ramanagouda	3952	157	1	2
	Patil Sidlingappa	3953	157	10	1.1
	Sarada Ramanagouda	3954	157	11	0.28
	Bharmagouda BinIranagouda Sarada	3955	157	12	1.26

	Sarada Chandragouda	3956	157	2	0.88
--	---------------------	------	-----	---	------



MICRO CODE	Name of Farmer	Farmer Code	Survey No		Area (Ha)
	PujaraHanumanthappa	3957	157	3	0.97
	Bharamagouda BinIranagouda Sarada	3958	157	4	0.28
	Sarada Ramanaguda BinShivappa	3959	157	5	0.56
	Sarada Ramanagouda	3960	157	6	1.18
	Dollimarada Chanbasappa	3961	157	7	0.19
	Dollimarada Chanbasappa	3962	157	8	0.16
	MuddemmanavaraParvathagouda BinBharamagouda	3963	157	9	0.13
	Horkeri Gadigeppa	3964	158	1	1.64
	ChaudapanavaraGurushanthappa		158	2	0.8
	Muddappanavra Basavaraja		158	3	1.4
	Muddappanavara Basavaraja	3967	158	3	1.4
	Agasara Raja Sab	3968	158	4	0.4
	Muddeppanavara BasavarajaBinGadigeppa	3969	158	5	0.4
	Sarada Somanagouda	3970	159	1	1.49
	Parvathagouda Bharmangouda Muddemmanavar	3971	159	2	0.67
	Sarada Somanagouda	3972	159	3	0.52
	Sarada Somanagouda	3973	159	4	0.48
	Dollamarada Urph Sarada Gurushanthappa	3974	159	5+6+7+	0.47
	Dollamarada Urph Sarada Maliyappa	3975	159	5+6+7+	0.47
	Sarada Ramanagouda BinShivappa	3976	159	5+6+7+	0.61
	Dollamarada Chanbasappa	3977	159	7+8	0.35
	HottigoudarGangamma	3978	160	1+2+	2.42
	BasavvaKom Revanagouda Hottigoudar	3979	160	1+2+	2
	KunchurGurshanthappa	3980	160	1+2+	1.6
	Madhumathi TandeVirabhadrapa AlleraUrph Madhumathi Kom Niranjana	Muddemmanavar			1
	Madhumathi TandeVirabhadrapa AlleraUrph Madhumathi Kom Niranjana	Muddemmanavar			0.08
	Masanagichandrashekara	3983	160	3+	0.8
	Nilamma Urph Banadamma Hullatti	3984	160	3+	0.2
	Shankrappa Gurusanthappa Muddappanavar	3985	160	3+	0.8
	Shankarappa Gurushanthappa Muddappanavar	3986	160	5	0.36

	MasanagiAjjappa	3987	197	5+8₹	0.2
--	-----------------	------	-----	------	-----

MICRO CODE	Name of Farmer	Farmer Code	Survey No		Area (Ha)
	MasanagiAjjappa	3988	197	5+8ಃ	0.2
	MasanagiParameshwarappa	3989	197	1	0.11
	Horakeri Nagavva	3990	197	4ಃ	0.16
	MasanagiMallappa	3991	197	4ಠ	0.5
	MasanagiChanbasappa	3992	197	4ಠ	0.36
	Patil Bajjanagouda	3993	197	5+8ಃ	0.24
	Patil Ujjanagouda	3994	197	5+8ಠ	0.19
	Horakeri Urph SidhenurHoliyappa	3995	197	4ಃ	1.45
	MuddappanavaraGurshanthappa	3996	197	6+9	0.22
	SidhenurBasavanthappa	3997	197	6+9	0.42
	SidhenurMahadevappa	3998	197	6+9	0.56
	Sidhenura Ganeshappa	3999	197	6+9	0.56
	Horakeri Urph SidhenurHoliyappa	4000	197	7	0.4
	Horakeri Karbasappa	4001	198	1+2ಃ	0.17
	MuddappanavarSannabasappa BinGurushanthappa	4002	198	1+2ಃ	0.13
	HadarageriKarabasayya	4003	198	3ಃ	0.15
	UjjappanavaraChannabasavva Kom Gurushanthappa	4004	199	1	0.11
	PujaraHanumanthappa	4005	199	1	0.2
	PujaraHanumanthappa		199	1	2.53
	HottigoudarNagappa	4007	199	1	0.21
	MasanagiShivananda	4008	199	10	0.11
	MuddemmanavarBasanagouda	4009	255	1ಃ1	0.71
	Halivanada Siddalingappa BinHonnappa	4010	255	7	0.62
	Halivanaga Shekappa BinSiddalingappa	4011	255	8	0.41
	Halivanada Honnappa	4012	255	1ಃ	0.16
	Halivanada Manjappa	4013	255	1ಠ	0.57
	Halivanada Halappa BinSiddalingappa	4014	255	11	0.27
	Halivanada Honnappa	4015	255	1ಃ	0.16
	Halivanada Karbasappa BinHonnappa	4016	255	2	0.27
	Halivanaga shankrappa	4017	255	36+4	1.28

	Halivanada Nagappa	4018	255	3e+4	2.36
--	--------------------	------	-----	------	------

MICRO CODE	Name of Farmer	Farmer Code	Survey No		Area (Ha)
	NandihalliKarbasavva	4019	255	*	0.17
	Halivanada Ningamma	4020	256	1೉	0.46
	Halivanada Shankrappa	4021	256	1ೞ	0.52
	BennurKariyappa	4022	256	3೉	0.18
	PujaraBhayalakshmi	4023	256	3ೞ	0.49
	BennurGuddappa	4024	256	3ೞ	0.21
	Halivanada Ningamma	4025	256	1೉	0.46
	Halivanada Shakrappa	4026	256	1ೞ	0.52
	Halivanada Manjappa	4027	256	2	0.98
	Halivanada Manjappa	4028	256	2	0.98
	MuddemmanavaraBasanagouda	4029	256	4	0.96
	KadaramandalagiGadhigeppa	4030	256	5	1.95
	KadaramandalagiGadhigeppa	4031	256	5	1.95
	ShetasanadiShayad Ali	4032	257	2೉	0.53
	Hulamani Maliyappa	4033	257	1	0.11
	MuddemmanavaraBasanagouda	4034	257	6	0.11
	MuddemmanavaraSambulingappa	4035	257	7	0.2
	MuddemmanavaraParvathagouda		258	೉	0.12

**hapter -IV ]4.3BaselineData -Details ofExistingSoilMoisture ConservationandWaterHarvestingActivit**

Village Name	Survey No.	Activity Type:	Activity Name :	Unit	PerUnit Runoff Stored( TCM)	Existing No.ofstructures	Latitude(Degree-MinSec)	Longitude (Degree-Min-Sec)	Is InUsed9 Yes/No )	Program Name	Year OfConstruc tion (YYYY-YY)
Joisaraharala halli	103	WaterHar vestingAct ivities	Check Dam	1	74.0	1	14.585	75.557	Yes	Others	2007-8
	133		Gokatti	1	7.5	1	14.584	75.548	Yes	Old	Old
	1		Tank	1	16.1	1	14.588	75.545	Yes	Old	Old
	240		Tank	1	14.1	1	14.585	75.538	Yes	Old	Old
	208		Tank	1	11.0	1	14.573	75.538	Yes	Old	Old
Total					122.8						

4.NetPlanningandProjectactivities

Rsinlakhs

[Chapter-IV]4.4DetailsofProposedSoilMoistureConservationandWaterHarvestingActivities

Joisarahalalli4D4C5T1b

VillageName	Farmer Code	FarmerName	Aadhar Card No	Survey Number	RateType(Manually /Machinery)	ActivityType(SoilMoistureConservationActivity/Water HarvestingActivity)	ActivityName	Unit	UnitCost(InLakhs.)	Proposed Quantity	Latitude(Deg-Min-Sec)	Longitude(Deg-Min-Sec)	TotalCost(InLacs)	Site Photo
Joisarahalalli	3589	MuddeppanavarGurushanthappa		2	2	Machinery	SoilMoistureConservation	TCB	Ha	0.04493	0.170	14.585	75.546	0.0076381
							WasteWeir	No	0.050	0				0
							Forestry	Ha	0.1525	0.000				0
							Horticulture	Ha	0.22634	0.000				0
4D4C5T1b	3590	ChaudappanavarMaliyappaBinGurappa		4	*	Machinery	SoilMoistureConservation	TCB	Ha	0.04493	0.140	14.585	75.546	0.0062902
							WasteWeir	No	0.050	0				0
							Forestry	Ha	0.1525	0.000				0
							Horticulture	Ha	0.22634	0.000				0
	3591	MuddappanavaraGadigeppa		6	10	Machinery	SoilMoistureConservation	TCB	Ha	0.04493	0.120	14.585	75.546	0.0053916
							WasteWeir	No	0.050	1				0.05
							Forestry	Ha	0.1525	0.100				0.01525
							Horticulture	Ha	0.22634	0.000				0
	3592	MuddeppanavarMahasheppa		6	8	Machinery	SoilMoistureConservation	TCB	Ha	0.04493	0.150	14.585	75.546	0.0067395
							WasteWeir	No	0.050	1				0.05
							Forestry	Ha	0.1525	0.100				0.01525
							Horticulture	Ha	0.22634	0.000				0
	3593	MuddappanavarThirkappa		6	9+12	Machinery	SoilMoistureConservation	TCB	Ha	0.04493	0.270	14.585	75.546	0.0121311
							WasteWeir	No	0.050	0				0
							Forestry	Ha	0.1525	0.000				0
							Horticulture	Ha	0.22634	0.000				0
	3594	Kariyappa Muddappanavara		6	9+12	Machinery	SoilMoistureConservation	TCB	Ha	0.04493	0.160	14.585	75.546	0.0071888
							WasteWeir	No	0.050	0				0
							Forestry	Ha	0.1525	0.000				0
							Horticulture	Ha	0.22634	0.000				0
	3595	ShankrikoppaGurushanthappaBinKaravasappa		6	9+12	Machinery	SoilMoistureConservation	TCB	Ha	0.04493	0.260	14.585	75.546	0.0116818
							WasteWeir	No	0.050	0				0
							Forestry	Ha	0.1525	0.000				0
							Horticulture	Ha	0.22634	0.000				0
	3596	HottegoudarNingappa		6	*	Machinery	SoilMoistureConservation	TCB	Ha	0.04493	0.880	14.585	75.546	0.0395384
							WasteWeir	No	0.050	1				0.05
							Forestry	Ha	0.1525	0.100				0.01525
							Horticulture	Ha	0.22634	0.100				0.022634
	3597	KumaraTandeGadigeppaMuddappanavar		6	13	Machinery	SoilMoistureConservation	TCB	Ha	0.04493	0.160	14.585	75.546	0.0071888
							WasteWeir	No	0.050	1				0.05
							Forestry	Ha	0.1525	0.150				0.022875
							Horticulture	Ha	0.22634	0.150				0.033951
	3598	MuddappanavarUrphBanakarChandrappa		6	1	Machinery	SoilMoistureConservation	TCB	Ha	0.04493	0.170	14.585	75.546	0.0076381
							WasteWeir	No	0.050	1				0.05
							Forestry	Ha	0.1525	0.100				0.01525
							Horticulture	Ha	0.22634	0.100				0.022634
	3599	MuddappanavarUrphBanakaraChandrappa		6	1	Machinery	SoilMoistureConservation	TCB	Ha	0.04493	0.580	14.585	75.546	0.0260594
							WasteWeir	No	0.050	2				0.1
							Forestry	Ha	0.1525	0.400				0.061
							Horticulture	Ha	0.22634	0.000				0

	3600	MuddappanavaraUrphBanakarChandrappa		6	1९	Machinery	SoilMoistureConservation	TCB	Ha	0.04493	0.360	14.585	75.546	0.0161748
								WasteWeir	No	0.050	1			0.05
								Forestry	Ha	0.1525	0.150			0.022875
								Horticulture	Ha	0.22634	0.000			0
	3601	MaheshaTandeChandrappaMuddappanavar		6	1३	Machinery	SoilMoistureConservation	TCB	Ha	0.04493	0.380	14.585	75.546	0.0170734
								WasteWeir	No	0.050	1			0.05



VillageName	Farmer Code	FarmerName	Aadhar Card No	Survey Number	RateType(Manually /Machine ry)	ActivityType(SoilMoistureCo nservationActivity/Water HarvestingActivity)	ActivityName	Unit	UnitCost( InLakhs.)	Proposed Quantity	Latitude( Deg-Min- Sec)	Longitude (Deg-Min- Sec)	TotalCost (InLacs)	Site Photo
							Forestry	Ha	0.1525	0.100			0.01525	
							Horticulture	Ha	0.22634	0.100			0.022634	
	3602	MuddappanavarRathnavva		6	123	Machinery	SoilMoistureConservation	TCB	Ha	0.04493	0.440	14.585	75.546	0.0197692
							WasteWeir	No	0.050	1			0.05	
							Forestry	Ha	0.1525	0.200			0.0305	
							Horticulture	Ha	0.22634	0.200			0.045268	
	3603	NanagappaTandeChanabasappaYakanalliUrphMudda		6	2	Machinery	SoilMoistureConservation	TCB	Ha	0.04493	0.270	14.585	75.546	0.0121311
							WasteWeir	No	0.050	1			0.05	
							Forestry	Ha	0.1525	0.100			0.01525	
							Horticulture	Ha	0.22634	0.100			0.022634	
	3604	BasavarajaTandeChanabasappaYakanalliUrphMudda		6	2	Machinery	SoilMoistureConservation	TCB	Ha	0.04493	0.270	14.585	75.546	0.0121311
							WasteWeir	No	0.050	1			0.05	
							Forestry	Ha	0.1525	0.100			0.01525	
							Horticulture	Ha	0.22634	0.100			0.022634	
	3605	MaliyappaTandeChanabasappaYakanalliUrphMudda		6	2	Machinery	SoilMoistureConservation	TCB	Ha	0.04493	0.270	14.585	75.546	0.0121311
							WasteWeir	No	0.050	1			0.05	
							Forestry	Ha	0.1525	0.400			0.061	
							Horticulture	Ha	0.22634	0.000			0	
	3606	SangappaTandeChanabasappaYakanalliUrphMuddap		6	2	Machinery	SoilMoistureConservation	TCB	Ha	0.04493	0.270	14.585	75.546	0.0121311
							WasteWeir	No	0.050	1			0.05	
							Forestry	Ha	0.1525	0.100			0.01525	
							Horticulture	Ha	0.22634	0.000			0	
	3607	ChandrashekarappaTandeRajabasanagoudaMuddem		6	25	Machinery	SoilMoistureConservation	TCB	Ha	0.04493	0.200	14.585	75.546	0.008986
							WasteWeir	No	0.050	1			0.05	
							Forestry	Ha	0.1525	0.100			0.01525	
							Horticulture	Ha	0.22634	0.000			0	
	3608	ParameshappaTandeRajabasanagoudaMuddemmana		6	26	Machinery	SoilMoistureConservation	TCB	Ha	0.04493	0.200	14.585	75.546	0.008986
							WasteWeir	No	0.050	1			0.05	
							Forestry	Ha	0.1525	0.100			0.01525	
							Horticulture	Ha	0.22634	0.000			0	
	3609	BasanagoudaTandeRajabasangoudaMuddemmanavar		6	27	Machinery	SoilMoistureConservation	TCB	Ha	0.04493	0.190	14.585	75.546	0.0085367
							WasteWeir	No	0.050	1			0.05	
							Forestry	Ha	0.1525	0.100			0.01525	
							Horticulture	Ha	0.22634	0.000			0	
	3610	MuddappanavarShanthavva		6	4	Machinery	SoilMoistureConservation	TCB	Ha	0.04493	1.000	14.585	75.546	0.04493
							WasteWeir	No	0.050	1			0.05	
							Forestry	Ha	0.1525	0.100			0.01525	
							Horticulture	Ha	0.22634	0.000			0	
	3611	Kariyappa Muddappanavara		6	5	Machinery	SoilMoistureConservation	TCB	Ha	0.04493	0.160	14.585	75.546	0.0071888
							WasteWeir	No	0.050	1			0.05	
							Forestry	Ha	0.1525	0.100			0.01525	
							Horticulture	Ha	0.22634	0.000			0	
	3612	Gadigeppa Muddappanavar		6	5	Machinery	SoilMoistureConservation	TCB	Ha	0.04493	0.160	14.585	75.546	0.0071888
							WasteWeir	No	0.050	1			0.05	
							Forestry	Ha	0.1525	0.100			0.01525	
							Horticulture	Ha	0.22634	0.100			0.022634	
	3613	Gurushanthappa Muddappanavara		6	5	Machinery	SoilMoistureConservation	TCB	Ha	0.04493	0.160	14.585	75.546	0.0071888

							WasteWeir	No	0.050	1			0.05	
							Forestry	Ha	0.1525	0.100			0.01525	
							Horticulture	Ha	0.22634	0.100			0.022634	
	3614	ShankrappaMuddappanavar		6	5	Machinery	SoilMoistureConservation	TCB	Ha	0.04493	0.160	14.585	75.546	0.0071888
							WasteWeir	No	0.050	1			0.05	

VillageName	Farmer Code	FarmerName	Aadhar Card No	Survey Number	RateType(Manually /Machine ry)	ActivityType(SoilMoistureCo nservationActivity/Water HarvestingActivity)	ActivityName	Unit	UnitCost( InLakhs.)	Proposed Quantity	Latitude( Deg-Min- Sec)	Longitude (Deg-Min- Sec)	TotalCost (InLacs)	Site Photo
							Forestry	Ha	0.1525	0.100			0.01525	
							Horticulture	Ha	0.22634	0.100			0.022634	
	3615	KumarTandeGadigeppaMuddappanavar		6	7	Machinery	SoilMoistureConservation	TCB	Ha	0.04493	0.700	14.585	75.546	0.031451
							WasteWeir	No	0.050	1			0.05	
							Forestry	Ha	0.1525	0.200			0.0305	
							Horticulture	Ha	0.22634	0.000			0	
	3616	BasavarajaTandeSharanappaMuddappanavar		6	8	Machinery	SoilMoistureConservation	TCB	Ha	0.04493	0.150	14.585	75.546	0.0067395
							WasteWeir	No	0.050	1			0.05	
							Forestry	Ha	0.1525	0.200			0.0305	
							Horticulture	Ha	0.22634	0.000			0	
	3617	HosakeriBasanneppa		6	*	Machinery	SoilMoistureConservation	TCB	Ha	0.04493	1.000	14.585	75.546	0.04493
							WasteWeir	No	0.050	2			0.1	
							Forestry	Ha	0.1525	0.400			0.061	
							Horticulture	Ha	0.22634	0.000			0	
	3618	ChannagoudaMadhukara		6	11	Machinery	SoilMoistureConservation	TCB	Ha	0.04493	0.200	14.585	75.546	0.008986
							WasteWeir	No	0.050	1			0.05	
							Forestry	Ha	0.1525	0.100			0.01525	
							Horticulture	Ha	0.22634	0.000			0	
	3619	MuddappanavarKumar		6	15	Machinery	SoilMoistureConservation	TCB	Ha	0.04493	0.200	14.585	75.546	0.008986
							WasteWeir	No	0.050	1			0.05	
							Forestry	Ha	0.1525	0.200			0.0305	
							Horticulture	Ha	0.22634	0.200			0.045268	
	3620	MuddappanavarBasavanneppaBinNagappa		6	15	Machinery	SoilMoistureConservation	TCB	Ha	0.04493	0.600	14.585	75.546	0.026958
							WasteWeir	No	0.050	1			0.05	
							Forestry	Ha	0.1525	0.200			0.0305	
							Horticulture	Ha	0.22634	0.000			0	
	3621	MuddappanavaraHanumanthappa		6	15	Machinery	SoilMoistureConservation	TCB	Ha	0.04493	0.400	14.585	75.546	0.017972
							WasteWeir	No	0.050	1			0.05	
							Forestry	Ha	0.1525	0.200			0.0305	
							Horticulture	Ha	0.22634	0.000			0	
	3622	MuddappanavarPuttappa		6	16	Machinery	SoilMoistureConservation	TCB	Ha	0.04493	0.400	14.585	75.546	0.017972
							WasteWeir	No	0.050	1			0.05	
							Forestry	Ha	0.1525	0.200			0.0305	
							Horticulture	Ha	0.22634	0.000			0	
	3623	YakanalliUrphMuddappanavarBasappa		6	20	Machinery	SoilMoistureConservation	TCB	Ha	0.04493	0.580	14.585	75.546	0.0260594
							WasteWeir	No	0.050	2			0.1	
							Forestry	Ha	0.1525	0.300			0.04575	
							Horticulture	Ha	0.22634	0.000			0	
	3624	ShankrappaGoneppan		6	22	Machinery	SoilMoistureConservation	TCB	Ha	0.04493	0.140	14.585	75.546	0.0062902
							WasteWeir	No	0.050	1			0.05	
							Forestry	Ha	0.1525	0.200			0.0305	
							Horticulture	Ha	0.22634	0.000			0	
	3625	HanumanthappaHiregouda		6	34	Machinery	SoilMoistureConservation	TCB	Ha	0.04493	0.150	14.585	75.546	0.0067395
							WasteWeir	No	0.050	1			0.05	
							Forestry	Ha	0.1525	0.200			0.0305	
							Horticulture	Ha	0.22634	0.000			0	
	3626	ShobhaKomHanumagouda		6	6	Machinery	SoilMoistureConservation	TCB	Ha	0.04493	0.330	14.585	75.546	0.0148269

							WasteWeir	No	0.050	1			0.05	
							Forestry	Ha	0.1525	0.200			0.0305	
							Horticulture	Ha	0.22634	0.000			0	
	3627	ByadagiSomashekara		13	#####	Machinery	SoilMoistureConservation	TCB	Ha	0.04493	0.990	14.585	75.546	0.0444807
							WasteWeir	No	0.050	1			0.05	

VillageName	Farmer Code	FarmerName	Aadhar Card No	Survey Number	RateType(Manually /Machine ry)	ActivityType(SoilMoistureCo nservationActivity/Water HarvestingActivity)	ActivityName	Unit	UnitCost( InLakhs.)	Proposed Quantity	Latitude( Deg-Min- Sec)	Longitude (Deg-Min- Sec)	TotalCost (InLacs)	Site Photo
							Forestry	Ha	0.1525	0.100			0.01525	
							Horticulture	Ha	0.22634	0.100			0.022634	
	3628	Chaudappanavar Ninganagouda		14	#####	Machinery	SoilMoistureConservation	TCB	Ha	0.04493	1.110	14.585	75.546	0.0498723
							WasteWeir	No	0.050	1			0.05	
							Forestry	Ha	0.1525	0.150			0.022875	
							Horticulture	Ha	0.22634	0.000			0	
	3629	MuddappanavarBasamma		19	1	Machinery	SoilMoistureConservation	TCB	Ha	0.04493	0.270	14.585	75.546	0.0121311
							WasteWeir	No	0.050	1			0.05	
							Forestry	Ha	0.1525	0.100			0.01525	
							Horticulture	Ha	0.22634	0.000			0	
	3630	Choudappanavar Gurushanthappa		19	2	Machinery	SoilMoistureConservation	TCB	Ha	0.04493	0.270	14.585	75.546	0.0121311
							WasteWeir	No	0.050	1			0.05	
							Forestry	Ha	0.1525	0.100			0.01525	
							Horticulture	Ha	0.22634	0.000			0	
	3631	BanakaraUrphNirulliChandrashekarappa		20	1	Machinery	SoilMoistureConservation	TCB	Ha	0.04493	0.300	14.585	75.546	0.013479
							WasteWeir	No	0.050	1			0.05	
							Forestry	Ha	0.1525	0.100			0.01525	
							Horticulture	Ha	0.22634	0.000			0	
	3632	MuddappanavarSudhaKomChannabasappa		20	2	Machinery	SoilMoistureConservation	TCB	Ha	0.04493	0.140	14.585	75.546	0.0062902
							WasteWeir	No	0.050	1			0.05	
							Forestry	Ha	0.1525	0.100			0.01525	
							Horticulture	Ha	0.22634	0.000			0	
	3633	BanakaraUrphNirulliChandrashekarappa		20	3	Machinery	SoilMoistureConservation	TCB	Ha	0.04493	1.250	14.585	75.546	0.0561625
							WasteWeir	No	0.050	2			0.1	
							Forestry	Ha	0.1525	0.300			0.04575	
							Horticulture	Ha	0.22634	0.000			0	
	3634	MuddeppanavarBasanagouda		21	1e	Machinery	SoilMoistureConservation	TCB	Ha	0.04493	0.420	14.585	75.546	0.0188706
							WasteWeir	No	0.050	1			0.05	
							Forestry	Ha	0.1525	0.100			0.01525	
							Horticulture	Ha	0.22634	0.000			0	
	3635	BanankarGurushanthappa		21	2e	Machinery	SoilMoistureConservation	TCB	Ha	0.04493	0.620	14.585	75.546	0.0278566
							WasteWeir	No	0.050	1			0.05	
							Forestry	Ha	0.1525	0.100			0.01525	
							Horticulture	Ha	0.22634	0.100			0.022634	
	3636	BanankarGurushanthappa		21	2e	Machinery	SoilMoistureConservation	TCB	Ha	0.04493	0.400	14.585	75.546	0.017972
							WasteWeir	No	0.050	0			0	
							Forestry	Ha	0.1525	0.000			0	
							Horticulture	Ha	0.22634	0.000			0	
	3637	MuddeppanavarAshok		21	1	Machinery	SoilMoistureConservation	TCB	Ha	0.04493	0.420	14.585	75.546	0.0188706
							WasteWeir	No	0.050	1			0.05	
							Forestry	Ha	0.1525	0.100			0.01525	
							Horticulture	Ha	0.22634	0.000			0	
	3638	MuddeppanavarChanabasappa		21	1	Machinery	SoilMoistureConservation	TCB	Ha	0.04493	0.320	14.585	75.546	0.0143776
							WasteWeir	No	0.050	1			0.05	
							Forestry	Ha	0.1525	0.100			0.01525	
							Horticulture	Ha	0.22634	0.000			0	
	3639	MuddeppanavarShivappaBinSiddappa		21	1e	Machinery	SoilMoistureConservation	TCB	Ha	0.04493	0.320	14.585	75.546	0.0143776

							WasteWeir	No	0.050	1			0.05	
							Forestry	Ha	0.1525	0.100			0.01525	
							Horticulture	Ha	0.22634	0.000			0	
	3640	BasavarajaTandeChanabasappaPujar		22	*	Machinery	SoilMoistureConservation	TCB	Ha	0.04493	1.640	14.585	75.546	0.0736852
							WasteWeir	No	0.050	0			0	

VillageName	Farmer Code	FarmerName	Aadhar Card No	Survey Number	RateType(Manually /Machine ry)	ActivityType(SoilMoistureCo nservationActivity/Water HarvestingActivity)	ActivityName	Unit	UnitCost( InLakhs.)	Proposed Quantity	Latitude( Deg-Min- Sec)	Longitude (Deg-Min- Sec)	TotalCost (InLacs)	Site Photo
						WaterHarvestingActivity	FarmPond	No	1.5516	1			1.5516	
							Forestry	Ha	0.1525	1.000			0.1525	
							Horticulture	Ha	0.22634	0.100			0.022634	
	3641	MuddappanavarShobaKomBasavaraja		29	1e9	Machinery	SoilMoistureConservation	TCB	Ha	0.04493	0.390	14.585	75.546	0.0175227
							WasteWeir	No	0.050	1			0.05	
							Forestry	Ha	0.1525	0.100			0.01525	
							Horticulture	Ha	0.22634	0.000			0	
	3642	MuddappanavarChannabasappaBinJatteppa		29	123	Machinery	SoilMoistureConservation	TCB	Ha	0.04493	0.140	14.585	75.546	0.0062902
							WasteWeir	No	0.050	0			0	
							Forestry	Ha	0.1525	0.000			0	
							Horticulture	Ha	0.22634	0.000			0	
	3643	BanakaraGirijadevikKomSangappa		29	2e9	Machinery	SoilMoistureConservation	TCB	Ha	0.04493	0.580	14.585	75.546	0.0260594
							WasteWeir	No	0.050	0			0	
							Forestry	Ha	0.1525	0.000			0	
							Horticulture	Ha	0.22634	0.000			0	
	3644	MuddappanavarShobaKomBasavaraja		29	1e9	Machinery	SoilMoistureConservation	TCB	Ha	0.04493	0.390	14.585	75.546	0.0175227
							WasteWeir	No	0.050	1			0.05	
							Forestry	Ha	0.1525	0.100			0.01525	
							Horticulture	Ha	0.22634	0.000			0	
	3645	MudihalaShivappaBinNingappa		29	123	Machinery	SoilMoistureConservation	TCB	Ha	0.04493	0.410	14.585	75.546	0.0184213
							WasteWeir	No	0.050	1			0.05	
							Forestry	Ha	0.1525	0.100			0.01525	
							Horticulture	Ha	0.22634	0.000			0	
	3646	MuddemmanavaraShivappa		30	1	Machinery	SoilMoistureConservation	TCB	Ha	0.04493	1.380	14.585	75.546	0.0620034
							WasteWeir	No	0.050	1			0.05	
							Forestry	Ha	0.1525	0.100			0.01525	
							Horticulture	Ha	0.22634	0.000			0	
	3647	ManjappaTandeSiddappaMuddemmanavar		30	2	Machinery	SoilMoistureConservation	TCB	Ha	0.04493	1.230	14.585	75.546	0.0552639
							WasteWeir	No	0.050	2			0.1	
							Forestry	Ha	0.1525	0.200			0.0305	
							Horticulture	Ha	0.22634	0.000			0	
	3648	MuddemmanavarMallanagouda		30	3	Machinery	SoilMoistureConservation	TCB	Ha	0.04493	0.210	14.585	75.546	0.0094353
							WasteWeir	No	0.050	2			0.1	
							Forestry	Ha	0.1525	0.100			0.01525	
							Horticulture	Ha	0.22634	0.000			0	
	3649	ChanangoudaKaribasammaKomRamanagouda		30	4	Machinery	SoilMoistureConservation	TCB	Ha	0.04493	0.480	14.585	75.546	0.0215664
							WasteWeir	No	0.050	1			0.05	
							Forestry	Ha	0.1525	0.200			0.0305	
							Horticulture	Ha	0.22634	0.000			0	
	3650	ChannagoudaRamanagouda		30	5	Machinery	SoilMoistureConservation	TCB	Ha	0.04493	0.880	14.585	75.546	0.0395384
							WasteWeir	No	0.050	2			0.1	
							Forestry	Ha	0.1525	0.200			0.0305	
							Horticulture	Ha	0.22634	0.000			0	
	3651	ChannagoudaRamanagouda		30	6	Machinery	SoilMoistureConservation	TCB	Ha	0.04493	0.600	14.585	75.546	0.026958
							WasteWeir	No	0.050	2			0.1	
							Forestry	Ha	0.1525	0.100			0.01525	
							Horticulture	Ha	0.22634	0.000			0	

	3652	MuddeManavarHanumanagouda		30	8	Machinery	SoilMoistureConservation	TCB	Ha	0.04493	0.210	14.585	75.546	0.0094353
								WasteWeir	No	0.050	1			0.05
								Forestry	Ha	0.1525	0.100			0.01525
								Horticulture	Ha	0.22634	0.000			0
	3653	ViranagoudaChannagouda		30	9	Machinery	SoilMoistureConservation	TCB	Ha	0.04493	0.150	14.585	75.546	0.0067395



VillageName	Farmer Code	FarmerName	Aadhar Card No	Survey Number	RateType(Manually /Machine ry)	ActivityType(SoilMoistureCo nervationActivity/Water HarvestingActivity)	ActivityName	Unit	UnitCost( InLakhs.)	Proposed Quantity	Latitude( Deg-Min- Sec)	Longitude (Deg-Min- Sec)	TotalCost (InLacs)	Site Photo
							WasteWeir	No	0.050	1			0.05	
							Forestry	Ha	0.1525	0.100			0.01525	
							Horticulture	Ha	0.22634	0.000			0	
	3654	ChannagoudarKaribasammaKomRamanagouda		30	7	Machinery	SoilMoistureConservation	TCB	Ha	0.04493	0.350	14.585	75.546	0.0157255
							WasteWeir	No	0.050	1			0.05	
							Forestry	Ha	0.1525	0.100			0.01525	
							Horticulture	Ha	0.22634	0.000			0	
	3655	MuddeMmanavarDyamavva		32	1e+1	Machinery	SoilMoistureConservation	TCB	Ha	0.04493	0.350	14.585	75.546	0.0157255
							WasteWeir	No	0.050	1			0.05	
							Forestry	Ha	0.1525	0.200			0.0305	
							Horticulture	Ha	0.22634	0.000			0	
	3656	KadaramandalagiRamappaBinGurappa		32	2A	Machinery	SoilMoistureConservation	TCB	Ha	0.04493	0.150	14.585	75.546	0.0067395
							WasteWeir	No	0.050	0			0	
							Forestry	Ha	0.1525	0.000			0	
							Horticulture	Ha	0.22634	0.000			0	
	3657	KunchurBasavanneppaBinHanumanthappa		32	2e	Machinery	SoilMoistureConservation	TCB	Ha	0.04493	0.110	14.585	75.546	0.0049423
							WasteWeir	No	0.050	0			0	
							Forestry	Ha	0.1525	0.000			0	
							Horticulture	Ha	0.22634	0.000			0	
	3658	ChannagoudaChannagoudaBinLinganagouda		32	2e	Machinery	SoilMoistureConservation	TCB	Ha	0.04493	0.150	14.585	75.546	0.0067395
							WasteWeir	No	0.050	0			0	
							Forestry	Ha	0.1525	0.000			0	
							Horticulture	Ha	0.22634	0.000			0	
	3659	KadaramandagiChanabasappa		32	3e	Machinery	SoilMoistureConservation	TCB	Ha	0.04493	0.140	14.585	75.546	0.0062902
							WasteWeir	No	0.050	0			0	
							Forestry	Ha	0.1525	0.000			0	
							Horticulture	Ha	0.22634	0.000			0	
	3660	MuddappanavarJayappa		32	1	Machinery	SoilMoistureConservation	TCB	Ha	0.04493	0.270	14.585	75.546	0.0121311
							WasteWeir	No	0.050	1			0.05	
							Forestry	Ha	0.1525	0.100			0.01525	
							Horticulture	Ha	0.22634	0.000			0	
	3661	KaregoudarGurushanthappaBinUjjappa		32	2e	Machinery	SoilMoistureConservation	TCB	Ha	0.04493	0.220	14.585	75.546	0.0098846
							WasteWeir	No	0.050	0			0	
							Forestry	Ha	0.1525	0.000			0	
							Horticulture	Ha	0.22634	0.000			0	
	3662	MuddeMmanavarDyamavva		32	3e	Machinery	SoilMoistureConservation	TCB	Ha	0.04493	0.240	14.585	75.546	0.0107832
							WasteWeir	No	0.050	1			0.05	
							Forestry	Ha	0.1525	0.100			0.01525	
							Horticulture	Ha	0.22634	0.000			0	
	3663	KaregoudarGurushanthappaBinUjjappa		32	2e	Machinery	SoilMoistureConservation	TCB	Ha	0.04493	0.220	14.585	75.546	0.0098846
							WasteWeir	No	0.050	0			0	
							Forestry	Ha	0.1525	0.000			0	
							Horticulture	Ha	0.22634	0.000			0	
	3664	MuddappanavarKarbasa		33	2e	Machinery	SoilMoistureConservation	TCB	Ha	0.04493	1.320	14.585	75.546	0.0593076
							WasteWeir	No	0.050	0			0	
							Forestry	Ha	0.1525	0.000			0	
							Horticulture	Ha	0.22634	0.000			0	

	3665	VirupakshappaBanakara		33	1	Machinery	SoilMoistureConservation	TCB	Ha	0.04493	0.630	14.585	75.546	0.0283059
								WasteWeir	No	0.050	1			0.05
								Forestry	Ha	0.1525	0.100			0.01525
								Horticulture	Ha	0.22634	0.000			0
	3666	ShankrappaBanakara		33	1	Machinery	SoilMoistureConservation	TCB	Ha	0.04493	0.620	14.585	75.546	0.0278566

VillageName	Farmer Code	FarmerName	Aadhar Card No	Survey Number	RateType(Manually /Machine ry)	ActivityType(SoilMoistureCo nervationActivity/Water HarvestingActivity)	ActivityName	Unit	UnitCost( InLakhs.)	Proposed Quantity	Latitude( Deg-Min- Sec)	Longitude (Deg-Min- Sec)	TotalCost (InLacs)	Site Photo
							WasteWeir	No	0.050	1			0.05	
							Forestry	Ha	0.1525	0.100			0.01525	
							Horticulture	Ha	0.22634	0.000			0	
	3667	VirupakshappaBanakara		33 123	Machinery	SoilMoistureConservation	TCB	Ha	0.04493	0.210	14.585	75.546	0.0094353	
							WasteWeir	No	0.050	1			0.05	
							Forestry	Ha	0.1525	0.100			0.01525	
							Horticulture	Ha	0.22634	0.000			0	
	3668	ShankrappaBanakara		33 123	Machinery	SoilMoistureConservation	TCB	Ha	0.04493	0.550	14.585	75.546	0.0247115	
							WasteWeir	No	0.050	1			0.05	
							Forestry	Ha	0.1525	0.150			0.022875	
							Horticulture	Ha	0.22634	0.000			0	
	3669	ChannagoudaMalishanthanagoudaUrphMalishanthap		33 134	Machinery	SoilMoistureConservation	TCB	Ha	0.04493	0.330	14.585	75.546	0.0148269	
							WasteWeir	No	0.050	1			0.05	
							Forestry	Ha	0.1525	0.150			0.022875	
							Horticulture	Ha	0.22634	0.000			0	
	3670	EliKannavva		36 1+2	Machinery	SoilMoistureConservation	TCB	Ha	0.04493	0.780	14.585	75.546	0.0350454	
							WasteWeir	No	0.050	2			0.1	
							Forestry	Ha	0.1525	0.200			0.0305	
							Horticulture	Ha	0.22634	0.000			0	
	3671	HalaivanadaKarabasappaBinHonnappa		36 17	Machinery	SoilMoistureConservation	TCB	Ha	0.04493	0.390	14.585	75.546	0.0175227	
							WasteWeir	No	0.050	1			0.05	
							Forestry	Ha	0.1525	0.100			0.01525	
							Horticulture	Ha	0.22634	0.000			0	
	3672	HalivanadaHalappaBinSiddalingappa		36 18	Machinery	SoilMoistureConservation	TCB	Ha	0.04493	0.390	14.585	75.546	0.0175227	
							WasteWeir	No	0.050	1			0.05	
							Forestry	Ha	0.1525	0.100			0.01525	
							Horticulture	Ha	0.22634	0.100			0.022634	
	3673	GonimathaShanthavva		36 3	Machinery	SoilMoistureConservation	TCB	Ha	0.04493	0.160	14.585	75.546	0.0071888	
							WasteWeir	No	0.050	1			0.05	
							Forestry	Ha	0.1525	0.100			0.01525	
							Horticulture	Ha	0.22634	0.000			0	
	3674	HalivanadaShanthavvaKomHonnappa		36 4	Machinery	SoilMoistureConservation	TCB	Ha	0.04493	0.180	14.585	75.546	0.0080874	
							WasteWeir	No	0.050	1			0.05	
							Forestry	Ha	0.1525	0.100			0.01525	
							Horticulture	Ha	0.22634	0.000			0	
	3675	ChaudappanavarLekkavva		37 *	Machinery	SoilMoistureConservation	TCB	Ha	0.04493	1.450	14.585	75.546	0.0651485	
							WasteWeir	No	0.050	2			0.1	
							Forestry	Ha	0.1525	0.250			0.038125	
							Horticulture	Ha	0.22634	0.000			0	
	3676	MuddammanavarGurushanthappa		38 1	Machinery	SoilMoistureConservation	TCB	Ha	0.04493	0.740	14.585	75.546	0.0332482	
							WasteWeir	No	0.050	2			0.1	
							Forestry	Ha	0.1525	0.100			0.01525	
							Horticulture	Ha	0.22634	0.000			0	
	3677	MuddammanavarGurushanthappa		38 2	Machinery	SoilMoistureConservation	TCB	Ha	0.04493	1.300	14.585	75.546	0.058409	
							WasteWeir	No	0.050	2			0.1	
							Forestry	Ha	0.1525	0.250			0.038125	
							Horticulture	Ha	0.22634	0.000			0	

	3678	MuddammanavarGurushanthappa		38	3	Machinery	SoilMoistureConservation	TCB	Ha	0.04493	0.810	14.585	75.546	0.0363933
								WasteWeir	No	0.050	2			0.1
								Forestry	Ha	0.1525	0.150			0.022875
								Horticulture	Ha	0.22634	0.000			0
	3679	KadaramandalagiBasavarajaUrphBasavaraja		41	201	Machinery	SoilMoistureConservation	TCB	Ha	0.04493	0.570	14.585	75.546	0.0256101

VillageName	Farmer Code	FarmerName	Aadhar Card No	Survey Number	RateType(Manually /Machine ry)	ActivityType(SoilMoistureCo nervationActivity/Water HarvestingActivity)	ActivityName	Unit	UnitCost( InLakhs.)	Proposed Quantity	Latitude( Deg-Min- Sec)	Longitude (Deg-Min- Sec)	TotalCost (InLacs)	Site Photo
							WasteWeir	No	0.050	1			0.05	
							Forestry	Ha	0.1525	0.100			0.01525	
							Horticulture	Ha	0.22634	0.000			0	
	3680	KadaramandalagiChannabasappa		41	2೨1	Machinery	SoilMoistureConservation	TCB	Ha	0.04493	1.640	14.585	75.546	0.0736852
							WasteWeir	No	0.050	2			0.1	
							Forestry	Ha	0.1525	0.300			0.04575	
							Horticulture	Ha	0.22634	0.000			0	
	3681	Kadaramandalagichannabasappa		41	2೨1	Machinery	SoilMoistureConservation	TCB	Ha	0.04493	1.640	14.585	75.546	0.0736852
							WasteWeir	No	0.050	2			0.1	
							WaterHarvestingActivity	FarmPond	No	1.5516	1			1.5516
							Forestry	Ha	0.1525	0.250			0.038125	
							Horticulture	Ha	0.22634	0.000			0	
	3682	DoddaputtappanavaraKarabasammaKomMaliyappa		41	1	Machinery	SoilMoistureConservation	TCB	Ha	0.04493	2.060	14.585	75.546	0.0925558
							WasteWeir	No	0.050	1			0.05	
							Forestry	Ha	0.1525	0.150			0.022875	
							Horticulture	Ha	0.22634	0.000			0	
	3683	DoddaputtappanavarChandrappaBinGurushanthappa		41	2೨	Machinery	SoilMoistureConservation	TCB	Ha	0.04493	1.240	14.585	75.546	0.0557132
							WasteWeir	No	0.050	2			0.1	
							Forestry	Ha	0.1525	0.200			0.0305	
							Horticulture	Ha	0.22634	0.000			0	
	3684	DoddaputtappanavarKumarBinGurushanthappa		41	3	Machinery	SoilMoistureConservation	TCB	Ha	0.04493	1.250	14.585	75.546	0.0561625
							WasteWeir	No	0.050	2			0.1	
							Forestry	Ha	0.1525	0.250			0.038125	
							Horticulture	Ha	0.22634	0.000			0	
	3685	PatilSiddanagouda		42	1೨	Machinery	SoilMoistureConservation	TCB	Ha	0.04493	1.200	14.585	75.546	0.053916
							WasteWeir	No	0.050	2			0.1	
							Forestry	Ha	0.1525	0.250			0.038125	
							Horticulture	Ha	0.22634	0.000			0	
	3686	PatilGurushanthagouda		42	1೨	Machinery	SoilMoistureConservation	TCB	Ha	0.04493	2.320	14.585	75.546	0.1042376
							WasteWeir	No	0.050	2			0.1	
							Forestry	Ha	0.1525	0.400			0.061	
							Horticulture	Ha	0.22634	0.000			0	
	3687	LokanagoudaChoudappanavara		42	2	Machinery	SoilMoistureConservation	TCB	Ha	0.04493	0.350	14.585	75.546	0.0157255
							WasteWeir	No	0.050	1			0.05	
							Forestry	Ha	0.1525	0.100			0.01525	
							Horticulture	Ha	0.22634	0.000			0	
	3688	KadaramandalagiPuttappa		42	3	Machinery	SoilMoistureConservation	TCB	Ha	0.04493	0.340	14.585	75.546	0.0152762
							WasteWeir	No	0.050	1			0.05	
							Forestry	Ha	0.1525	0.100			0.01525	
							Horticulture	Ha	0.22634	0.000			0	
	3689	Kadaramandalagi Gururaja		42	4	Machinery	SoilMoistureConservation	TCB	Ha	0.04493	0.340	14.585	75.546	0.0152762
							WasteWeir	No	0.050	1			0.05	
							Forestry	Ha	0.1525	0.100			0.01525	
							Horticulture	Ha	0.22634	0.000			0	
	3690	Kadaramandalagi Ramappa		42	5	Machinery	SoilMoistureConservation	TCB	Ha	0.04493	0.340	14.585	75.546	0.0152762
							WasteWeir	No	0.050	1			0.05	
							Forestry	Ha	0.1525	0.100			0.01525	

							Horticulture	Ha	0.22634	0.000			0
3691	Kadaramandalagi Shivappa		42	6	Machinery	SoilMoistureConservation	TCB	Ha	0.04493	0.340	14.585	75.546	0.0152762
							WasteWeir	No	0.050	1			0.05
							Forestry	Ha	0.1525	0.100			0.01525
							Horticulture	Ha	0.22634	0.000			0

VillageName	Farmer Code	FarmerName	Aadhar Card No	Survey Number	RateType(Manually /Machine ry)	ActivityType(SoilMoistureCo nervationActivity/Water HarvestingActivity)	ActivityName	Unit	UnitCost( InLakhs.)	Proposed Quantity	Latitude( Deg-Min- Sec)	Longitude (Deg-Min- Sec)	TotalCost (InLacs)	Site Photo	
	3692	MasanagiBasavaraja		42	7	Machinery	SoilMoistureConservation	TCB	Ha	0.04493	1.620	14.585	75.546	0.0727866	
							WasteWeir	No	0.050	3				0.15	
							Forestry	Ha	0.1525	0.300				0.04575	
							Horticulture	Ha	0.22634	0.000				0	
	3693	ChandrashekaraTandeRajabasanagoudaMuddemman		48	1	Machinery	SoilMoistureConservation	TCB	Ha	0.04493	0.490	14.585	75.546	0.0220157	
							WasteWeir	No	0.050	1				0.05	
							Forestry	Ha	0.1525	0.100				0.01525	
							Horticulture	Ha	0.22634	0.100				0.022634	
	3694	ChandrashekaraTandeRajabsanagoudaMuddemmana		48	1	Machinery	SoilMoistureConservation	TCB	Ha	0.04493	0.490	14.585	75.546	0.0220157	
							WasteWeir	No	0.050	1				0.05	
							Forestry	Ha	0.1525	0.100				0.01525	
							Horticulture	Ha	0.22634	0.000				0	
	3695	MuddemmanavarUdayaKumar		48	1	Machinery	SoilMoistureConservation	TCB	Ha	0.04493	1.030	14.585	75.546	0.0462779	
							WasteWeir	No	0.050	1				0.05	
							Forestry	Ha	0.1525	0.100				0.01525	
							Horticulture	Ha	0.22634	0.000				0	
	3696	MasangiChandrappa		48	1	2	Machinery	SoilMoistureConservation	TCB	Ha	0.04493	2.780	14.585	75.546	0.1249054
							WasteWeir	No	0.050	2				0.1	
							Forestry	Ha	0.1525	0.400				0.061	
							LRRS	No	2.5	1				2.5	
							Horticulture	Ha	0.22634	0.000				0	
	3697	HanumanthappaKuravatti		48	3	Machinery	SoilMoistureConservation	TCB	Ha	0.04493	0.400	14.585	75.546	0.017972	
							WasteWeir	No	0.050	1				0.05	
							Forestry	Ha	0.1525	0.100				0.01525	
							Horticulture	Ha	0.22634	0.000				0	
	3698	ChandrashekarTandeRajabasanagoudaMuddemmana		48	4	Machinery	SoilMoistureConservation	TCB	Ha	0.04493	0.490	14.585	75.546	0.0220157	
							WasteWeir	No	0.050	1				0.05	
							Forestry	Ha	0.1525	0.100				0.01525	
							Horticulture	Ha	0.22634	0.100				0.022634	
	3699	ChandrashekarTandeRajabasanagoudaMuddemmana		48	5	Machinery	SoilMoistureConservation	TCB	Ha	0.04493	0.490	14.585	75.546	0.0220157	
							WasteWeir	No	0.050	1				0.05	
							Forestry	Ha	0.1525	0.100				0.01525	
							Horticulture	Ha	0.22634	0.000				0	
	3700	MasanagiShambhu		48	6	Machinery	SoilMoistureConservation	TCB	Ha	0.04493	1.350	14.585	75.546	0.0606555	
							WasteWeir	No	0.050	2				0.1	
							Forestry	Ha	0.1525	0.250				0.038125	
							Horticulture	Ha	0.22634	0.000				0	
	3701	SanmaniShivanadappa		49	1	Machinery	SoilMoistureConservation	TCB	Ha	0.04493	0.600	14.585	75.546	0.026958	
							WasteWeir	No	0.050	2				0.1	
							Forestry	Ha	0.1525	0.250				0.038125	
							Horticulture	Ha	0.22634	0.000				0	
	3702	SannamaniMallavva		49	1	Machinery	SoilMoistureConservation	TCB	Ha	0.04493	0.590	14.585	75.546	0.0265087	
							WasteWeir	No	0.050	2				0.1	
							Forestry	Ha	0.1525	0.250				0.038125	
							Horticulture	Ha	0.22634	0.000				0	
	3703	SannamaniChannammaKomShivappa		49	1	Machinery	SoilMoistureConservation	TCB	Ha	0.04493	0.600	14.585	75.546	0.026958	
							WasteWeir	No	0.050	0				0	

							Forestry	Ha	0.1525	0.000			0	
							Horticulture	Ha	0.22634	0.000			0	
	3704	MulkigoudarNagavva		49	2	Machinery	SoilMoistureConservation	TCB	Ha	0.04493	0.180	14.585	75.546	0.0080874
							WasteWeir	No	0.050	1				0.05
							Forestry	Ha	0.1525	0.100				0.01525



VillageName	Farmer Code	FarmerName	Aadhar Card No	Survey Number	RateType(Manually /Machine ry)	ActivityType(SoilMoistureCo nervationActivity/Water HarvestingActivity)	ActivityName	Unit	UnitCost( InLakhs.)	Proposed Quantity	Latitude( Deg-Min- Sec)	Longitude (Deg-Min- Sec)	TotalCost (InLacs)	Site Photo
	3705	PatilShantaKomKaregouda		50	2೨+2೪	Machinery	SoilMoistureConservation	Horticulture	Ha	0.22634	0.000		0	
								TCB	Ha	0.04493	2.470	14.585	75.546	0.1109771
								WasteWeir	No	0.050	2			0.1
								Forestry	Ha	0.1525	0.400			0.061
							WaterHarvestingActivity	FarmPond	No	1.5516	1			1.5516
								Horticulture	Ha	0.22634	0.000			0
	3706	SaradaParameshappa		50	1	Machinery	SoilMoistureConservation	TCB	Ha	0.04493	0.540	14.585	75.546	0.0242622
								WasteWeir	No	0.050	1			0.05
								Forestry	Ha	0.1525	0.200			0.0305
								Horticulture	Ha	0.22634	0.000			0
	3707	UmeshaTandeSiddappaMuddeManavar		50	2೨+3	Machinery	SoilMoistureConservation	TCB	Ha	0.04493	2.660	14.585	75.546	0.1195138
								WasteWeir	No	0.050	2			0.1
								Forestry	Ha	0.1525	0.500			0.07625
							WaterHarvestingActivity	FarmPond	No	1.5516	1			1.5516
								Horticulture	Ha	0.22634	0.000			0
	3708	ChannagoudaNaganaguda		50	3೪	Machinery	SoilMoistureConservation	TCB	Ha	0.04493	0.700	14.585	75.546	0.031451
								WasteWeir	No	0.050	1			0.05
								Forestry	Ha	0.1525	0.100			0.01525
								Horticulture	Ha	0.22634	0.000			0
	3709	ChannagoudaMalishanthagouda		50	3೨	Machinery	SoilMoistureConservation	TCB	Ha	0.04493	0.690	14.585	75.546	0.0310017
								WasteWeir	No	0.050	2			0.1
								Forestry	Ha	0.1525	0.150			0.022875
								Horticulture	Ha	0.22634	0.000			0
	3710	SaradaNagappa		50	4	Machinery	SoilMoistureConservation	TCB	Ha	0.04493	0.540	14.585	75.546	0.0242622
								WasteWeir	No	0.050	2			0.1
								Forestry	Ha	0.1525	0.150			0.022875
								Horticulture	Ha	0.22634	0.000			0
	3711	HemanagoudaTandeGadigeppaHottigouda		57	1	Machinery	SoilMoistureConservation	TCB	Ha	0.04493	0.600	14.585	75.546	0.026958
								WasteWeir	No	0.050	1			0.05
								Forestry	Ha	0.1525	0.100			0.01525
								Horticulture	Ha	0.22634	0.000			0
	3712	RudrammaBinGadigeppaKunchurUrphRudrammaKo		57	2	Machinery	SoilMoistureConservation	TCB	Ha	0.04493	0.680	14.585	75.546	0.0305524
								WasteWeir	No	0.050	2			0.1
								Forestry	Ha	0.1525	0.150			0.022875
								Horticulture	Ha	0.22634	0.000			0
	3713	PatilBasanagouda		58	*	Machinery	SoilMoistureConservation	TCB	Ha	0.04493	0.270	14.585	75.546	0.0121311
								WasteWeir	No	0.050	1			0.05
								Forestry	Ha	0.1525	0.100			0.01525
								Horticulture	Ha	0.22634	0.000			0
	3714	ChannagoudaNaganagouda		59	*	Machinery	SoilMoistureConservation	TCB	Ha	0.04493	0.130	14.585	75.546	0.0058409
								WasteWeir	No	0.050	1			0.05
								Forestry	Ha	0.1525	0.100			0.01525
								Horticulture	Ha	0.22634	0.000			0
	3715	ChannagoudaMalishanthappa		59	*	Machinery	SoilMoistureConservation	TCB	Ha	0.04493	0.130	14.585	75.546	0.0058409
								WasteWeir	No	0.050	1			0.05
								Forestry	Ha	0.1525	0.100			0.01525
								Horticulture	Ha	0.22634	0.000			0

	3716	PatilNaganagouda		60	1೉	Machinery	SoilMoistureConservation	TCB	Ha	0.04493	0.700	14.585	75.546	0.031451
								WasteWeir	No	0.050	1			0.05
								Forestry	Ha	0.1525	0.150			0.022875
								Horticulture	Ha	0.22634	0.000			0
	3717	KannagoudarManjunatha		60	1೨	Machinery	SoilMoistureConservation	TCB	Ha	0.04493	0.800	14.585	75.546	0.035944

VillageName	Farmer Code	FarmerName	Aadhar Card No	Survey Number	RateType(Manually /Machine ry)	ActivityType(SoilMoistureCo nervationActivity/Water HarvestingActivity)	ActivityName	Unit	UnitCost( InLakhs.)	Proposed Quantity	Latitude( Deg-Min- Sec)	Longitude (Deg-Min- Sec)	TotalCost (InLacs)	Site Photo
							WasteWeir	No	0.050	2			0.1	
							Forestry	Ha	0.1525	0.150			0.022875	
							Horticulture	Ha	0.22634	0.000			0	
	3718	PatilGurushanthagouda		60	2	Machinery	SoilMoistureConservation	TCB	Ha	0.04493	0.560	14.585	75.546	0.0251608
							WasteWeir	No	0.050	1			0.05	
							Forestry	Ha	0.1525	0.100			0.01525	
							Horticulture	Ha	0.22634	0.000			0	
	3719	HosamaniChandrappa		61	1	Machinery	SoilMoistureConservation	TCB	Ha	0.04493	0.250	14.585	75.546	0.0112325
							WasteWeir	No	0.050	1			0.05	
							Forestry	Ha	0.1525	0.100			0.01525	
							Horticulture	Ha	0.22634	0.000			0	
	3720	Hosamani Gurushanthappa		61	2	Machinery	SoilMoistureConservation	TCB	Ha	0.04493	0.330	14.585	75.546	0.0148269
							WasteWeir	No	0.050	1			0.05	
							Forestry	Ha	0.1525	0.100			0.01525	
							Horticulture	Ha	0.22634	0.000			0	
	3721	Choudappanavara Shankragouda		62	*	Machinery	SoilMoistureConservation	TCB	Ha	0.04493	0.780	14.585	75.546	0.0350454
							WasteWeir	No	0.050	2			0.1	
							Forestry	Ha	0.1525	0.150			0.022875	
							Horticulture	Ha	0.22634	0.000			0	
	3722	Choudappanavar Shankragouda		62	*	Machinery	SoilMoistureConservation	TCB	Ha	0.04493	0.780	14.585	75.546	0.0350454
							WasteWeir	No	0.050	2			0.1	
							Forestry	Ha	0.1525	0.150			0.022875	
							Horticulture	Ha	0.22634	0.000			0	
	3723	SankappanavaraNagappa		63	1	Machinery	SoilMoistureConservation	TCB	Ha	0.04493	0.750	14.585	75.546	0.0336975
							WasteWeir	No	0.050	2			0.1	
							Forestry	Ha	0.1525	0.150			0.022875	
							Horticulture	Ha	0.22634	0.150			0.033951	
	3724	MadukaraTandeSannagoudaChannagouda		63	2	Machinery	SoilMoistureConservation	TCB	Ha	0.04493	0.540	14.585	75.546	0.0242622
							WasteWeir	No	0.050	1			0.05	
							Forestry	Ha	0.1525	0.150			0.022875	
							Horticulture	Ha	0.22634	0.000			0	
	3725	DoddaputtappanavarVinayaka		64	1+2+3	Machinery	SoilMoistureConservation	TCB	Ha	0.04493	1.210	14.585	75.546	0.0543653
							WasteWeir	No	0.050	3			0.15	
							Forestry	Ha	0.1525	0.200			0.0305	
							Horticulture	Ha	0.22634	0.000			0	
	3726	PatilNaganagouda		64	1+2+3	Machinery	SoilMoistureConservation	TCB	Ha	0.04493	0.230	14.585	75.546	0.0103339
							WasteWeir	No	0.050	1			0.05	
							Forestry	Ha	0.1525	1.000			0.1525	
							Horticulture	Ha	0.22634	0.000			0	
	3727	BirappaTandeSiddappaKollera		71	1	Machinery	SoilMoistureConservation	TCB	Ha	0.04493	0.400	14.585	75.546	0.017972
							WasteWeir	No	0.050	1			0.05	
							Forestry	Ha	0.1525	0.100			0.01525	
							Horticulture	Ha	0.22634	0.000			0	
	3728	KolleraHonnammaKomSubhasaha		71	2	Machinery	SoilMoistureConservation	TCB	Ha	0.04493	0.890	14.585	75.546	0.0399877
							WasteWeir	No	0.050	2			0.1	
							Forestry	Ha	0.1525	0.200			0.0305	
							Horticulture	Ha	0.22634	0.000			0	

	3729	BirappaTandeSiddappaKollear		71	3	Machinery	SoilMoistureConservation	TCB	Ha	0.04493	0.890	14.585	75.546	0.0399877
								WasteWeir	No	0.050	2			0.1
								Forestry	Ha	0.1525	0.200			0.0305
								Horticulture	Ha	0.22634	0.000			0
	3730	HanumanthappaKannala		71	4	Machinery	SoilMoistureConservation	TCB	Ha	0.04493	0.400	14.585	75.546	0.017972

VillageName	Farmer Code	FarmerName	Aadhar Card No	Survey Number	RateType(Manually /Machine ry)	ActivityType(SoilMoistureCo nervationActivity/Water HarvestingActivity)	ActivityName	Unit	UnitCost( InLakhs.)	Proposed Quantity	Latitude( Deg-Min- Sec)	Longitude (Deg-Min- Sec)	TotalCost (InLacs)	Site Photo
							WasteWeir	No	0.050	1			0.05	
							Forestry	Ha	0.1525	0.100			0.01525	
							Horticulture	Ha	0.22634	0.000			0	
	3731	HondadhaPharkkrSab		72	1	Machinery	SoilMoistureConservation	TCB	Ha	0.04493	0.440	14.585	75.546	0.0197692
							WasteWeir	No	0.050	1			0.05	
							Forestry	Ha	0.1525	0.100			0.01525	
							Horticulture	Ha	0.22634	0.000			0	
	3732	HondadhaHayathaSab		72	2	Machinery	SoilMoistureConservation	TCB	Ha	0.04493	0.460	14.585	75.546	0.0206678
							WasteWeir	No	0.050	1			0.05	
							Forestry	Ha	0.1525	0.100			0.01525	
							Horticulture	Ha	0.22634	0.000			0	
	3733	HondadhaRathajSab		72	3	Machinery	SoilMoistureConservation	TCB	Ha	0.04493	0.540	14.585	75.546	0.0242622
							WasteWeir	No	0.050	1			0.05	
							Forestry	Ha	0.1525	0.100			0.01525	
							Horticulture	Ha	0.22634	0.000			0	
	3734	HondadhaHayathSab		72	4	Machinery	SoilMoistureConservation	TCB	Ha	0.04493	0.450	14.585	75.546	0.0202185
							WasteWeir	No	0.050	1			0.05	
							Forestry	Ha	0.1525	0.100			0.01525	
							Horticulture	Ha	0.22634	0.000			0	
	3735	HondadhaRatajSab		72	5	Machinery	SoilMoistureConservation	TCB	Ha	0.04493	0.430	14.585	75.546	0.0193199
							WasteWeir	No	0.050	1			0.05	
							Forestry	Ha	0.1525	0.150			0.022875	
							Horticulture	Ha	0.22634	0.000			0	
	3736	BangaraGuddappa		72	6	Machinery	SoilMoistureConservation	TCB	Ha	0.04493	0.430	14.585	75.546	0.0193199
							WasteWeir	No	0.050	1			0.05	
							Forestry	Ha	0.1525	0.150			0.022875	
							Horticulture	Ha	0.22634	0.000			0	
	3737	PatilKaregouda		85	1A	Machinery	SoilMoistureConservation	TCB	Ha	0.04493	0.230	14.585	75.546	0.0103339
							WasteWeir	No	0.050	1			0.05	
							Forestry	Ha	0.1525	0.100			0.01525	
							LRRS	No	2.5	1			2.5	
	3738	ShankrikoppaKumar		85	1B	Machinery	SoilMoistureConservation	TCB	Ha	0.04493	0.440	14.585	75.546	0.0197692
							WasteWeir	No	0.050	1			0.05	
							Forestry	Ha	0.1525	0.100			0.01525	
							Horticulture	Ha	0.22634	0.000			0	
	3739	PatilBasanagouda		85	1C	Machinery	SoilMoistureConservation	TCB	Ha	0.04493	0.270	14.585	75.546	0.0121311
							WasteWeir	No	0.050	1			0.05	
							Forestry	Ha	0.1525	0.100			0.01525	
							Horticulture	Ha	0.22634	0.000			0	
	3740	MasanagiOmkarayya		85	2+3	Machinery	SoilMoistureConservation	TCB	Ha	0.04493	0.610	14.585	75.546	0.0274073
							WasteWeir	No	0.050	1			0.05	
							Forestry	Ha	0.1525	0.150			0.022875	
							Horticulture	Ha	0.22634	0.000			0	
	3741	MasanagiGadigeppa		85	2+3	Machinery	SoilMoistureConservation	TCB	Ha	0.04493	0.630	14.585	75.546	0.0283059
							WasteWeir	No	0.050	2			0.1	
							Forestry	Ha	0.1525	0.200			0.0305	
							Horticulture	Ha	0.22634	0.000			0	

	3742	MasanagiJayadevayya		85	5	Machinery	SoilMoistureConservation	TCB	Ha	0.04493	0.440	14.585	75.546	0.0197692
								WasteWeir	No	0.050	1			0.05
								Forestry	Ha	0.1525	0.100			0.01525
								Horticulture	Ha	0.22634	0.000			0
	3743	MasanagiPakkirappa		85	5	Machinery	SoilMoistureConservation	TCB	Ha	0.04493	0.400	14.585	75.546	0.017972

VillageName	Farmer Code	FarmerName	Aadhar Card No	Survey Number	RateType(Manually /Machine ry)	ActivityType(SoilMoistureCo nervationActivity/Water HarvestingActivity)	ActivityName	Unit	UnitCost( InLakhs.)	Proposed Quantity	Latitude( Deg-Min- Sec)	Longitude (Deg-Min- Sec)	TotalCost (InLacs)	Site Photo
							WasteWeir	No	0.050	1			0.05	
							Forestry	Ha	0.1525	0.100			0.01525	
							Horticulture	Ha	0.22634	0.000			0	
	3744	MasanagiBasavannevvaKomVirupakshappa		85	5	Machinery	SoilMoistureConservation	TCB	Ha	0.04493	0.400	14.585	75.546	0.017972
							WasteWeir	No	0.050	1			0.05	
							Forestry	Ha	0.1525	0.200			0.0305	
							Horticulture	Ha	0.22634	0.000			0	
	3745	ChannagoudarGurushanthagouda		85	6	Machinery	SoilMoistureConservation	TCB	Ha	0.04493	1.410	14.585	75.546	0.0633513
							WasteWeir	No	0.050	2			0.1	
							Forestry	Ha	0.1525	0.200			0.0305	
							Horticulture	Ha	0.22634	0.000			0	
	3746	GurushanthagoudaLinganagoudaChannagoudar		85	7	Machinery	SoilMoistureConservation	TCB	Ha	0.04493	0.520	14.585	75.546	0.0233636
							WasteWeir	No	0.050	1			0.05	
							Forestry	Ha	0.1525	0.150			0.022875	
							Horticulture	Ha	0.22634	0.000			0	
	3747	YammigoudarSannagouda		85	8	Machinery	SoilMoistureConservation	TCB	Ha	0.04493	0.400	14.585	75.546	0.017972
							WasteWeir	No	0.050	1			0.05	
							Forestry	Ha	0.1525	0.200			0.0305	
							Horticulture	Ha	0.22634	0.000			0	
	3748	YammigoudarSannagouda		85	9	Machinery	SoilMoistureConservation	TCB	Ha	0.04493	0.460	14.585	75.546	0.0206678
							WasteWeir	No	0.050	1			0.05	
							Forestry	Ha	0.1525	0.100			0.01525	
							Horticulture	Ha	0.22634	0.000			0	
	3749	MulkigudarNagavva		86	1	Machinery	SoilMoistureConservation	TCB	Ha	0.04493	0.560	14.585	75.546	0.0251608
							WasteWeir	No	0.050	1			0.05	
							Forestry	Ha	0.1525	0.100			0.01525	
							Horticulture	Ha	0.22634	0.000			0	
	3750	SannamaniVikram		86	2	Machinery	SoilMoistureConservation	TCB	Ha	0.04493	0.400	14.585	75.546	0.017972
							WasteWeir	No	0.050	1			0.05	
							Forestry	Ha	0.1525	0.100			0.01525	
							Horticulture	Ha	0.22634	0.000			0	
	3751	DoddamaniBhojaraja		87	*	Machinery	SoilMoistureConservation	TCB	Ha	0.04493	0.300	14.585	75.546	0.013479
							WasteWeir	No	0.050	1			0.05	
							Forestry	Ha	0.1525	0.100			0.01525	
							Horticulture	Ha	0.22634	0.000			0	
	3752	DoddamaniBhojaraja		88	1	Machinery	SoilMoistureConservation	TCB	Ha	0.04493	1.210	14.585	75.546	0.0543653
							WasteWeir	No	0.050	3			0.15	
							Forestry	Ha	0.1525	0.300			0.04575	
							Horticulture	Ha	0.22634	0.000			0	
	3753	DoddamaniRekhaKomHonnappa		88	2	Machinery	SoilMoistureConservation	TCB	Ha	0.04493	1.100	14.585	75.546	0.049423
							WasteWeir	No	0.050	1			0.05	
							Forestry	Ha	0.1525	0.000			0	
							Horticulture	Ha	0.22634	0.000			0	
	3754	DoddaputtppanavaraBasavanthappa		89	2c	Machinery	SoilMoistureConservation	TCB	Ha	0.04493	0.320	14.585	75.546	0.0143776
							WasteWeir	No	0.050	1			0.05	
							Forestry	Ha	0.1525	0.100			0.01525	
							Horticulture	Ha	0.22634	0.000			0	

	3755	DoddaputtappanavaraKaravasammaKomMaliyappa	89	2೩	Machinery	SoilMoistureConservation	TCB	Ha	0.04493	0.560	14.585	75.546	0.0251608
							WasteWeir	No	0.050	1			0.05
							Forestry	Ha	0.1525	0.100			0.01525
							Horticulture	Ha	0.22634	0.000			0
	3756	DoddaputtappanavaraNagappa	89	2೩	Machinery	SoilMoistureConservation	TCB	Ha	0.04493	0.560	14.585	75.546	0.0251608



VillageName	Farmer Code	FarmerName	Aadhar Card No	Survey Number	RateType(Manually /Machine ry)	ActivityType(SoilMoistureCo nervationActivity/Water HarvestingActivity)	ActivityName	Unit	UnitCost( InLakhs.)	Proposed Quantity	Latitude( Deg-Min- Sec)	Longitude (Deg-Min- Sec)	TotalCost (InLacs)	Site Photo
							WasteWeir	No	0.050	1			0.05	
							Forestry	Ha	0.1525	0.100			0.01525	
							Horticulture	Ha	0.22634	0.000			0	
	3757	DoddaputtappanavaraGurushanthappa		89	3೯+3೩	Machinery	SoilMoistureConservation	TCB	Ha	0.04493	0.670	14.585	75.546	0.0301031
							WasteWeir	No	0.050	1			0.05	
							Forestry	Ha	0.1525	0.100			0.01525	
							Horticulture	Ha	0.22634	0.000			0	
	3758	UjjappanavaraShekappa		89	4೯	Machinery	SoilMoistureConservation	TCB	Ha	0.04493	0.140	14.585	75.546	0.0062902
							WasteWeir	No	0.050	2			0.1	
							Forestry	Ha	0.1525	0.200			0.0305	
							Horticulture	Ha	0.22634	0.200			0.045268	
	3759	UjjappanavaraShekappa		89	4೩	Machinery	SoilMoistureConservation	TCB	Ha	0.04493	0.150	14.585	75.546	0.0067395
							WasteWeir	No	0.050	2			0.1	
							Forestry	Ha	0.1525	0.200			0.0305	
							Horticulture	Ha	0.22634	0.200			0.045268	
	3760	DoddaPuttappanavaraGurushanthappaBinBasavanth		89	4೩	Machinery	SoilMoistureConservation	TCB	Ha	0.04493	0.260	14.585	75.546	0.0116818
							WasteWeir	No	0.050	1			0.05	
							Forestry	Ha	0.1525	0.150			0.022875	
							Horticulture	Ha	0.22634	0.000			0	
	3761	MasanagiMalkappa		89	1B	Machinery	SoilMoistureConservation	TCB	Ha	0.04493	0.150	14.585	75.546	0.0067395
							WasteWeir	No	0.050	0			0	
							Forestry	Ha	0.1525	0.000			0	
							Horticulture	Ha	0.22634	0.000			0	
	3762	DoddaputtappanavaraPuttappa		89	3೯+3೩	Machinery	SoilMoistureConservation	TCB	Ha	0.04493	0.170	14.585	75.546	0.0076381
							WasteWeir	No	0.050	1			0.05	
							Forestry	Ha	0.1525	0.100			0.01525	
							Horticulture	Ha	0.22634	0.000			0	
	3763	DoddaputtappanavaraPuttappaMaliyappa		89	3೯+3೩	Machinery	SoilMoistureConservation	TCB	Ha	0.04493	0.210	14.585	75.546	0.0094353
							WasteWeir	No	0.050	1			0.05	
							Forestry	Ha	0.1525	0.100			0.01525	
							Horticulture	Ha	0.22634	0.000			0	
	3764	ChoudappnavaraUrphPatilNaganagouda		89	3೯+3೩	Machinery	SoilMoistureConservation	TCB	Ha	0.04493	0.700	14.585	75.546	0.031451
							WasteWeir	No	0.050	1			0.05	
							Forestry	Ha	0.1525	0.100			0.01525	
							Horticulture	Ha	0.22634	0.000			0	
	3765	DoddaputtappanavaraPuttappa		89	3೯+3೩	Machinery	SoilMoistureConservation	TCB	Ha	0.04493	1.620	14.585	75.546	0.0727866
							WasteWeir	No	0.050	2			0.1	
							Forestry	Ha	0.1525	0.500			0.07625	
							Horticulture	Ha	0.22634	0.000			0	
	3766	DoddaputtappanavaraNagappa		89	5	Machinery	SoilMoistureConservation	TCB	Ha	0.04493	1.420	14.585	75.546	0.0638006
							WasteWeir	No	0.050	2			0.1	
							Forestry	Ha	0.1525	0.500			0.07625	
							Horticulture	Ha	0.22634	0.000			0	
	3767	DoddaputtappanavaraJayappaBinBasavanthappa		89	7	Machinery	SoilMoistureConservation	TCB	Ha	0.04493	0.260	14.585	75.546	0.0116818
							WasteWeir	No	0.050	2			0.1	
							Forestry	Ha	0.1525	0.200			0.0305	
							Horticulture	Ha	0.22634	0.000			0	

	3768	DoddaputtappanavaraKumarBinBasavanthappa	89	8	Machinery	SoilMoistureConservation	TCB	Ha	0.04493	0.260	14.585	75.546	0.0116818
							WasteWeir	No	0.050	1			0.05
							Forestry	Ha	0.1525	0.200			0.0305
							Horticulture	Ha	0.22634	0.000			0
	3769	DoddaPuttappanavaraChannabasappaBinBasavanth	89	9	Machinery	SoilMoistureConservation	TCB	Ha	0.04493	0.260	14.585	75.546	0.0116818

VillageName	Farmer Code	FarmerName	Aadhar Card No	Survey Number	RateType(Manually /Machine ry)	ActivityType(SoilMoistureCo nervationActivity/Water HarvestingActivity)	ActivityName	Unit	UnitCost( InLakhs.)	Proposed Quantity	Latitude( Deg-Min- Sec)	Longitude (Deg-Min- Sec)	TotalCost (InLacs)	Site Photo
							WasteWeir	No	0.050	1			0.05	
							Forestry	Ha	0.1525	0.200			0.0305	
							Horticulture	Ha	0.22634	0.000			0	
	3770	HosamaniRathanavvaKomKannappa		90	1+2	Machinery	SoilMoistureConservation	TCB	Ha	0.04493	0.720	14.585	75.546	0.0323496
							WasteWeir	No	0.050	1			0.05	
							Forestry	Ha	0.1525	0.200			0.0305	
							Horticulture	Ha	0.22634	0.000			0	
	3771	ChoudappanavaraAjappaBinHanumanthappa		90	3	Machinery	SoilMoistureConservation	TCB	Ha	0.04493	0.190	14.585	75.546	0.0085367
							WasteWeir	No	0.050	1			0.05	
							Forestry	Ha	0.1525	0.200			0.0305	
							Horticulture	Ha	0.22634	0.000			0	
	3772	SankappanavaraMalikantappa		91	1	Machinery	SoilMoistureConservation	TCB	Ha	0.04493	0.230	14.585	75.546	0.0103339
							WasteWeir	No	0.050	1			0.05	
							Forestry	Ha	0.1525	0.200			0.0305	
							Horticulture	Ha	0.22634	0.000			0	
	3773	SankappanavaraMalikanthappa		91	2	Machinery	SoilMoistureConservation	TCB	Ha	0.04493	0.160	14.585	75.546	0.0071888
							WasteWeir	No	0.050	1			0.05	
							Forestry	Ha	0.1525	0.100			0.01525	
							Horticulture	Ha	0.22634	0.000			0	
	3774	SankappanavaraMalishanthappa		92	*	Machinery	SoilMoistureConservation	TCB	Ha	0.04493	0.350	14.585	75.546	0.0157255
							WasteWeir	No	0.050	1			0.05	
							Forestry	Ha	0.1525	0.100			0.01525	
							Horticulture	Ha	0.22634	0.000			0	
	3775	Chodappanavara Ningagoud		93	*	Machinery	SoilMoistureConservation	TCB	Ha	0.04493	0.380	14.585	75.546	0.0170734
							WasteWeir	No	0.050	1			0.05	
							Forestry	Ha	0.1525	0.150			0.022875	
							Horticulture	Ha	0.22634	0.000			0	
	3776	ChoudappanavarLekkavva		94	1e	Machinery	SoilMoistureConservation	TCB	Ha	0.04493	0.230	14.585	75.546	0.0103339
							WasteWeir	No	0.050	1			0.05	
							Forestry	Ha	0.1525	0.100			0.01525	
							Horticulture	Ha	0.22634	0.000			0	
	3777	ChoudappanavaraKarvasappaBinHanumanthappa		94	1e	Machinery	SoilMoistureConservation	TCB	Ha	0.04493	0.220	14.585	75.546	0.0098846
							WasteWeir	No	0.050	1			0.05	
							Forestry	Ha	0.1525	0.100			0.01525	
							Horticulture	Ha	0.22634	0.000			0	
	3778	ChoudappanavaraMaliyappaBinGurappa		94	2	Machinery	SoilMoistureConservation	TCB	Ha	0.04493	0.220	14.585	75.546	0.0098846
							WasteWeir	No	0.050	1			0.05	
							Forestry	Ha	0.1525	0.100			0.01525	
							Horticulture	Ha	0.22634	0.000			0	
	3779	ChoudappanavaraChannagoudaBinHanumanthappa		94	3	Machinery	SoilMoistureConservation	TCB	Ha	0.04493	0.260	14.585	75.546	0.0116818
							WasteWeir	No	0.050	1			0.05	
							Forestry	Ha	0.1525	0.100			0.01525	
							Horticulture	Ha	0.22634	0.000			0	
	3780	KannagoudaKannagoudaBinSivanagouda		95	*	Machinery	SoilMoistureConservation	TCB	Ha	0.04493	0.350	14.585	75.546	0.0157255
							WasteWeir	No	0.050	1			0.05	
							Forestry	Ha	0.1525	0.100			0.01525	
							Horticulture	Ha	0.22634	0.000			0	

	3781	KannagoudaKannagoudaBinSivanagouda		96	*	Machinery	SoilMoistureConservation	TCB	Ha	0.04493	0.250	14.585	75.546	0.0112325
								WasteWeir	No	0.050	1			0.05
								Forestry	Ha	0.1525	0.100			0.01525
								Horticulture	Ha	0.22634	0.000			0
	3782	KannagoudarGadigeppagoudaBinShivanagouda		97	1	Machinery	SoilMoistureConservation	TCB	Ha	0.04493	0.130	14.585	75.546	0.0058409

VillageName	Farmer Code	FarmerName	Aadhar Card No	Survey Number	RateType(Manually /Machine ry)	ActivityType(SoilMoistureCo nervationActivity/Water HarvestingActivity)	ActivityName	Unit	UnitCost( InLakhs.)	Proposed Quantity	Latitude( Deg-Min- Sec)	Longitude (Deg-Min- Sec)	TotalCost (InLacs)	Site Photo
							WasteWeir	No	0.050	1			0.05	
							Forestry	Ha	0.1525	0.100			0.01525	
							Horticulture	Ha	0.22634	0.000			0	
	3783	PatilSiddanagouda		97	2	Machinery	SoilMoistureConservation	TCB	Ha	0.04493	0.220	14.585	75.546	0.0098846
							WasteWeir	No	0.050	1			0.05	
							Forestry	Ha	0.1525	0.100			0.01525	
							Horticulture	Ha	0.22634	0.000			0	
	3784	KannagoudarAnandappaBinShivanagoda		97	3	Machinery	SoilMoistureConservation	TCB	Ha	0.04493	0.140	14.585	75.546	0.0062902
							WasteWeir	No	0.050	1			0.05	
							Forestry	Ha	0.1525	0.100			0.01525	
							Horticulture	Ha	0.22634	0.000			0	
	3785	KannagoudaKamammaKomNaganagouda		97	4	Machinery	SoilMoistureConservation	TCB	Ha	0.04493	0.600	14.585	75.546	0.026958
							WasteWeir	No	0.050	2			0.1	
							Forestry	Ha	0.1525	0.200			0.0305	
							Horticulture	Ha	0.22634	0.000			0	
	3786	PatilSiddanagouda		98	*	Machinery	SoilMoistureConservation	TCB	Ha	0.04493	0.220	14.585	75.546	0.0098846
							WasteWeir	No	0.050	1			0.05	
							Forestry	Ha	0.1525	0.100			0.01525	
							Horticulture	Ha	0.22634	0.000			0	
	3787	PatilSiddanagouda		99	*	Machinery	SoilMoistureConservation	TCB	Ha	0.04493	2.050	14.585	75.546	0.0921065
							WasteWeir	No	0.050	2			0.1	
							Forestry	Ha	0.1525	0.500			0.07625	
							Horticulture	Ha	0.22634	0.000			0	
	3788	ChannagoudarChannagoudaBinLingangouda		100	*	Machinery	SoilMoistureConservation	TCB	Ha	0.04493	2.000	14.585	75.546	0.08986
							WasteWeir	No	0.050	2			0.1	
							Forestry	Ha	0.1525	0.500			0.07625	
						WaterHarvestingActivity	FarmPond	No	1.5516	1			1.5516	
							Horticulture	Ha	0.22634	0.000			0	
	3789	DodmaniParameshappaBinBhimappa		101	2	Machinery	SoilMoistureConservation	TCB	Ha	0.04493	0.380	14.585	75.546	0.0170734
							WasteWeir	No	0.050	1			0.05	
							Forestry	Ha	0.1525	0.100			0.01525	
							Horticulture	Ha	0.22634	0.000			0	
	3790	BennurBharamappaBinDelleppa		102	3	Machinery	SoilMoistureConservation	TCB	Ha	0.04493	0.270	14.585	75.546	0.0121311
							WasteWeir	No	0.050	1			0.05	
							Forestry	Ha	0.1525	0.100			0.01525	
							Horticulture	Ha	0.22634	0.000			0	
	3791	BennurChikkappa		102	1	Machinery	SoilMoistureConservation	TCB	Ha	0.04493	0.610	14.585	75.546	0.0274073
							WasteWeir	No	0.050	1			0.05	
							Forestry	Ha	0.1525	0.150			0.022875	
							Horticulture	Ha	0.22634	0.000			0	
	3792	BennurMailarappa		102	2	Machinery	SoilMoistureConservation	TCB	Ha	0.04493	0.380	14.585	75.546	0.0170734
							WasteWeir	No	0.050	1			0.05	
							Forestry	Ha	0.1525	0.150			0.022875	
							Horticulture	Ha	0.22634	0.000			0	
	3793	BennurBhimappa		102	2	Machinery	SoilMoistureConservation	TCB	Ha	0.04493	0.380	14.585	75.546	0.0170734
							WasteWeir	No	0.050	2			0.1	
							Forestry	Ha	0.1525	0.200			0.0305	

							Horticulture	Ha	0.22634	0.000			0
3794	BennuraMailarappa		102	323	Machinery	SoilMoistureConservation	TCB	Ha	0.04493	0.270	14.585	75.546	0.0121311
							WasteWeir	No	0.050	1			0.05
							Forestry	Ha	0.1525	0.100			0.01525
							Horticulture	Ha	0.22634	0.000			0

VillageName	Farmer Code	FarmerName	Aadhar Card No	Survey Number	RateType(Manually /Machine ry)	ActivityType(SoilMoistureCo nervationActivity/Water HarvestingActivity)	ActivityName	Unit	UnitCost( InLakhs.)	Proposed Quantity	Latitude( Deg-Min- Sec)	Longitude (Deg-Min- Sec)	TotalCost (InLacs)	Site Photo
	3795	BennurNingappa		102	4	Machinery	SoilMoistureConservation	TCB	Ha	0.04493	0.800	14.585	75.546	0.035944
							WasteWeir	No	0.050	2				0.1
							Forestry	Ha	0.1525	0.200				0.0305
							Horticulture	Ha	0.22634	0.000				0
	3796	BennurRamappa		102	4	Machinery	SoilMoistureConservation	TCB	Ha	0.04493	0.540	14.585	75.546	0.0242622
							WasteWeir	No	0.050	1				0.05
							Forestry	Ha	0.1525	0.150				0.022875
							Horticulture	Ha	0.22634	0.150				0.033951
	3797	BennurRevanna		102	4	Machinery	SoilMoistureConservation	TCB	Ha	0.04493	0.400	14.585	75.546	0.017972
							WasteWeir	No	0.050	1				0.05
							Forestry	Ha	0.1525	0.100				0.01525
							Horticulture	Ha	0.22634	0.000				0
	3798	BennurBasappaBinKenchappa		102	5	Machinery	SoilMoistureConservation	TCB	Ha	0.04493	0.690	14.585	75.546	0.0310017
							WasteWeir	No	0.050	1				0.05
							Forestry	Ha	0.1525	0.100				0.01525
							Horticulture	Ha	0.22634	0.000				0
	3799	ChikkappaBennur		102	6	Machinery	SoilMoistureConservation	TCB	Ha	0.04493	0.330	14.585	75.546	0.0148269
							WasteWeir	No	0.050	1				0.05
							Forestry	Ha	0.1525	0.100				0.01525
							Horticulture	Ha	0.22634	0.000				0
	3800	BennurManjappaBinNingappa		103	1	Machinery	SoilMoistureConservation	TCB	Ha	0.04493	0.220	14.585	75.546	0.0098846
							WasteWeir	No	0.050	1				0.05
							Forestry	Ha	0.1525	0.100				0.01525
							Horticulture	Ha	0.22634	0.000				0
	3801	BennurNingappa		103	2	Machinery	SoilMoistureConservation	TCB	Ha	0.04493	0.220	14.585	75.546	0.0098846
							WasteWeir	No	0.050	1				0.05
							Forestry	Ha	0.1525	0.100				0.01525
							Horticulture	Ha	0.22634	0.000				0
	3802	BennurRamappa		103	3	Machinery	SoilMoistureConservation	TCB	Ha	0.04493	0.110	14.585	75.546	0.0049423
							WasteWeir	No	0.050	1				0.05
							Forestry	Ha	0.1525	0.100				0.01525
							Horticulture	Ha	0.22634	0.000				0
	3803	BennurRevanna		103	4	Machinery	SoilMoistureConservation	TCB	Ha	0.04493	0.120	14.585	75.546	0.0053916
							WasteWeir	No	0.050	1				0.05
							Forestry	Ha	0.1525	0.100				0.01525
							Horticulture	Ha	0.22634	0.000				0
	3804	KannagoudarBasavaraja		104	1	Machinery	SoilMoistureConservation	TCB	Ha	0.04493	1.140	14.585	75.546	0.0512202
							WasteWeir	No	0.050	2				0.1
							Forestry	Ha	0.1525	0.200				0.0305
							Horticulture	Ha	0.22634	0.000				0
	3805	PatilBasanagoudaBinNaganagouda		104	2	Machinery	SoilMoistureConservation	TCB	Ha	0.04493	1.470	14.585	75.546	0.0660471
							WasteWeir	No	0.050	3				0.15
							Forestry	Ha	0.1525	0.300				0.04575
							Horticulture	Ha	0.22634	0.000				0
	3806	PatilBasanagoudaBinNaganagouda		104	2	Machinery	SoilMoistureConservation	TCB	Ha	0.04493	1.470	14.585	75.546	0.0660471
							WasteWeir	No	0.050	3				0.15
							Forestry	Ha	0.1525	0.300				0.04575

							Horticulture	Ha	0.22634	0.000			0
3807	ShivapujiRakeshaBinHanumagoudaSadaraAjjaBasan	107	1#	Machinery	SoilMoistureConservation	TCB	Ha	0.04493	0.380	14.585	75.546	0.0170734	
						WasteWeir	No	0.050	1			0.05	
						Forestry	Ha	0.1525	0.100			0.01525	
						Horticulture	Ha	0.22634	0.000			0	



VillageName	Farmer Code	FarmerName	Aadhar Card No	Survey Number	RateType(Manually /Machine ry)	ActivityType(SoilMoistureCo nervationActivity/Water HarvestingActivity)	ActivityName	Unit	UnitCost( InLakhs.)	Proposed Quantity	Latitude( Deg-Min- Sec)	Longitude (Deg-Min- Sec)	TotalCost (InLacs)	Site Photo
	3808	BenakanakondaGanesh		107	1	Machinery	SoilMoistureConservation	TCB	Ha	0.04493	0.280	14.585	75.546	0.0125804
							WasteWeir	No	0.050	1				0.05
							Forestry	Ha	0.1525	0.100				0.01525
							Horticulture	Ha	0.22634	0.000				0
	3809	BenakanakondaGanesh		107	1	Machinery	SoilMoistureConservation	TCB	Ha	0.04493	0.220	14.585	75.546	0.0098846
							WasteWeir	No	0.050	1				0.05
							Forestry	Ha	0.1525	0.100				0.01525
							Horticulture	Ha	0.22634	0.000				0
	3810	BenakanakondaGanesh		107	2	Machinery	SoilMoistureConservation	TCB	Ha	0.04493	0.520	14.585	75.546	0.0233636
							WasteWeir	No	0.050	1				0.05
							Forestry	Ha	0.1525	0.150				0.022875
							Horticulture	Ha	0.22634	0.000				0
	3811	GirishaHanumanthappaMuddappanavara		107	3	Machinery	SoilMoistureConservation	TCB	Ha	0.04493	0.630	14.585	75.546	0.0283059
							WasteWeir	No	0.050	1				0.05
							Forestry	Ha	0.1525	0.150				0.022875
							Horticulture	Ha	0.22634	0.000				0
	3812	KunchuraGurshanthappa		108	1	Machinery	SoilMoistureConservation	TCB	Ha	0.04493	0.440	14.585	75.546	0.0197692
							WasteWeir	No	0.050	1				0.05
							Forestry	Ha	0.1525	0.100				0.01525
							Horticulture	Ha	0.22634	0.000				0
	3813	KunchurAjappa		108	2	Machinery	SoilMoistureConservation	TCB	Ha	0.04493	0.440	14.585	75.546	0.0197692
							WasteWeir	No	0.050	1				0.05
							Forestry	Ha	0.1525	0.200				0.0305
							Horticulture	Ha	0.22634	0.200				0.045268
	3814	PatilKumar		109	1+2	Machinery	SoilMoistureConservation	TCB	Ha	0.04493	0.480	14.585	75.546	0.0215664
							WasteWeir	No	0.050	1				0.05
							Forestry	Ha	0.1525	0.200				0.0305
							Horticulture	Ha	0.22634	0.000				0
	3815	HottigoudarParamma		109	2	Machinery	SoilMoistureConservation	TCB	Ha	0.04493	0.250	14.585	75.546	0.0112325
							WasteWeir	No	0.050	1				0.05
							Forestry	Ha	0.1525	0.200				0.0305
							Horticulture	Ha	0.22634	0.000				0
	3816	HanumanthappaNagappaMuddappanavara		110	1	Machinery	SoilMoistureConservation	TCB	Ha	0.04493	0.410	14.585	75.546	0.0184213
							WasteWeir	No	0.050	1				0.05
							Forestry	Ha	0.1525	0.100				0.01525
							Horticulture	Ha	0.22634	0.000				0
	3817	SakappanvarBasanagouda		110	2	Machinery	SoilMoistureConservation	TCB	Ha	0.04493	0.500	14.585	75.546	0.022465
							WasteWeir	No	0.050	0				0
							Forestry	Ha	0.1525	0.000				0
							Horticulture	Ha	0.22634	0.000				0
	3818	Choudappanavara Lekkavva		111	1	Machinery	SoilMoistureConservation	TCB	Ha	0.04493	0.240	14.585	75.546	0.0107832
							WasteWeir	No	0.050	1				0.05
							Forestry	Ha	0.1525	0.100				0.01525
							Horticulture	Ha	0.22634	0.000				0
	3819	HanumanthappaNagappaMuddappanavar		111	1	Machinery	SoilMoistureConservation	TCB	Ha	0.04493	0.280	14.585	75.546	0.0125804
							WasteWeir	No	0.050	1				0.05
							Forestry	Ha	0.1525	0.100				0.01525

							Horticulture	Ha	0.22634	0.000			0
3820	Choudappanavar Shivanagouda		111	2	Machinery	SoilMoistureConservation	TCB	Ha	0.04493	0.560	14.585	75.546	0.0251608
							WasteWeir	No	0.050	1			0.05
							Forestry	Ha	0.1525	0.100			0.01525
							Horticulture	Ha	0.22634	0.000			0

VillageName	Farmer Code	FarmerName	Aadhar Card No	Survey Number	RateType(Manually /Machine ry)	ActivityType(SoilMoistureCo nervationActivity/Water HarvestingActivity)	ActivityName	Unit	UnitCost( InLakhs.)	Proposed Quantity	Latitude( Deg-Min- Sec)	Longitude (Deg-Min- Sec)	TotalCost (InLacs)	Site Photo
	3821	PatilChannabasavva		112	*	Machinery	SoilMoistureConservation	TCB	Ha	0.04493	0.990	14.585	75.546	0.0444807
							WasteWeir	No	0.050	2				0.1
							Forestry	Ha	0.1525	0.200				0.0305
							Horticulture	Ha	0.22634	0.000				0
	3822	MuddappanavarHanumanthappa		113	1	Machinery	SoilMoistureConservation	TCB	Ha	0.04493	0.130	14.585	75.546	0.0058409
							WasteWeir	No	0.050	1				0.05
							Forestry	Ha	0.1525	0.100				0.01525
							Horticulture	Ha	0.22634	0.000				0
	3823	MuddappanavarHanumanthappa		113	2	Machinery	SoilMoistureConservation	TCB	Ha	0.04493	0.160	14.585	75.546	0.0071888
							WasteWeir	No	0.050	1				0.05
							Forestry	Ha	0.1525	0.100				0.01525
							Horticulture	Ha	0.22634	0.000				0
	3824	MuddappanavarMalishanthappa		113	3	Machinery	SoilMoistureConservation	TCB	Ha	0.04493	0.150	14.585	75.546	0.0067395
							WasteWeir	No	0.050	1				0.05
							Forestry	Ha	0.1525	0.100				0.01525
							Horticulture	Ha	0.22634	0.000				0
	3825	KumarTandeBasavanneppaMuddappanavar		113	4	Machinery	SoilMoistureConservation	TCB	Ha	0.04493	0.150	14.585	75.546	0.0067395
							WasteWeir	No	0.050	1				0.05
							Forestry	Ha	0.1525	0.100				0.01525
							Horticulture	Ha	0.22634	0.000				0
	3826	MuddappanavarMalishanthappa		113	5	Machinery	SoilMoistureConservation	TCB	Ha	0.04493	0.150	14.585	75.546	0.0067395
							WasteWeir	No	0.050	1				0.05
							Forestry	Ha	0.1525	0.100				0.01525
							Horticulture	Ha	0.22634	0.000				0
	3827	KumarTandeBasavanneppaMuddappanavar		113	6	Machinery	SoilMoistureConservation	TCB	Ha	0.04493	0.150	14.585	75.546	0.0067395
							WasteWeir	No	0.050	1				0.05
							Forestry	Ha	0.1525	0.100				0.01525
							Horticulture	Ha	0.22634	0.000				0
	3828	KannagoudarUrphDoddakannagoudaBasavarajaBin		114	1	Machinery	SoilMoistureConservation	TCB	Ha	0.04493	0.510	14.585	75.546	0.0229143
							WasteWeir	No	0.050	1				0.05
							Forestry	Ha	0.1525	0.100				0.01525
							Horticulture	Ha	0.22634	0.000				0
	3829	PatilGurushanthgouda		114	2	Machinery	SoilMoistureConservation	TCB	Ha	0.04493	1.000	14.585	75.546	0.04493
							WasteWeir	No	0.050	2				0.1
							Forestry	Ha	0.1525	0.200				0.0305
							Horticulture	Ha	0.22634	0.000				0
	3830	KannagoudarUrphDoddakannagoudarBasavarajBinM		114	3	Machinery	SoilMoistureConservation	TCB	Ha	0.04493	0.520	14.585	75.546	0.0233636
							WasteWeir	No	0.050	1				0.05
							Forestry	Ha	0.1525	0.100				0.01525
							Horticulture	Ha	0.22634	0.100				0.022634
	3831	KadaramandalagiChannappa		115	4	Machinery	SoilMoistureConservation	TCB	Ha	0.04493	0.650	14.585	75.546	0.0292045
							WasteWeir	No	0.050	1				0.05
							Forestry	Ha	0.1525	0.100				0.01525
							Horticulture	Ha	0.22634	0.000				0
	3832	MuddappanavarRenukammaKomGurushanthappa		115	1	Machinery	SoilMoistureConservation	TCB	Ha	0.04493	0.390	14.585	75.546	0.0175227
							WasteWeir	No	0.050	1				0.05
							Forestry	Ha	0.1525	0.100				0.01525

							Horticulture	Ha	0.22634	0.000			0
3833	Masanagilrappa		115	2	Machinery	SoilMoistureConservation	TCB	Ha	0.04493	0.500	14.585	75.546	0.022465
							WasteWeir	No	0.050	1			0.05
							Forestry	Ha	0.1525	0.100			0.01525
							Horticulture	Ha	0.22634	0.000			0

VillageName	Farmer Code	FarmerName	Aadhar Card No	Survey Number	RateType(Manually /Machinery)	ActivityType(SoilMoistureConservationActivity/WaterHarvestingActivity)	ActivityName	Unit	UnitCost(InLakhs.)	Proposed Quantity	Latitude(Deg-Min-Sec)	Longitude(Deg-Min-Sec)	TotalCost(InLacs)	Site Photo
	3834	HarishaHanumanthappaMuddappanavar		115 22	Machinery	SoilMoistureConservation	TCB	Ha	0.04493	0.500	14.585	75.546	0.022465	
							WasteWeir	No	0.050	1			0.05	
							Forestry	Ha	0.1525	0.100			0.01525	
							Horticulture	Ha	0.22634	0.000			0	
	3835	KadaramandalagiChanbasappa		115 3	Machinery	SoilMoistureConservation	TCB	Ha	0.04493	0.110	14.585	75.546	0.0049423	
							WasteWeir	No	0.050	1			0.05	
							Forestry	Ha	0.1525	0.100			0.01525	
							Horticulture	Ha	0.22634	0.000			0	
	3836	Kadaramandalagi Shivappa		115 42	Machinery	SoilMoistureConservation	TCB	Ha	0.04493	0.630	14.585	75.546	0.0283059	
							WasteWeir	No	0.050	1			0.05	
							Forestry	Ha	0.1525	0.100			0.01525	
							Horticulture	Ha	0.22634	0.000			0	
	3837	KadaramandalagiBasavarajUrphBasavarajappa		115 5	Machinery	SoilMoistureConservation	TCB	Ha	0.04493	1.160	14.585	75.546	0.0521188	
							WasteWeir	No	0.050	3			0.15	
							Forestry	Ha	0.1525	0.300			0.04575	
							Horticulture	Ha	0.22634	0.000			0	
	3838	BalikayiParavvaKomNagappa		115 6	Machinery	SoilMoistureConservation	TCB	Ha	0.04493	1.230	14.585	75.546	0.0552639	
							WasteWeir	No	0.050	3			0.15	
							Forestry	Ha	0.1525	0.300			0.04575	
							Horticulture	Ha	0.22634	0.000			0	
	3839	ShivarajaMuddappanvara		115 7	Machinery	SoilMoistureConservation	TCB	Ha	0.04493	1.050	14.585	75.546	0.0471765	
							WasteWeir	No	0.050	2			0.1	
							Forestry	Ha	0.1525	0.200			0.0305	
							Horticulture	Ha	0.22634	0.000			0	
	3840	MuddappanavaraBasavanneppaBinNagappa		115 8	Machinery	SoilMoistureConservation	TCB	Ha	0.04493	0.380	14.585	75.546	0.0170734	
							WasteWeir	No	0.050	1			0.05	
							Forestry	Ha	0.1525	0.200			0.0305	
							Horticulture	Ha	0.22634	0.000			0	
	3841	MuddappanavarHanumanthappaBinNagappa		115 9	Machinery	SoilMoistureConservation	TCB	Ha	0.04493	0.380	14.585	75.546	0.0170734	
							WasteWeir	No	0.050	1			0.05	
							Forestry	Ha	0.1525	0.100			0.01525	
							Horticulture	Ha	0.22634	0.000			0	
	3842	DoddamaniSanbasappa		116 1	Machinery	SoilMoistureConservation	TCB	Ha	0.04493	2.000	14.585	75.546	0.08986	
							WasteWeir	No	0.050	2			0.1	
							Forestry	Ha	0.1525	0.500			0.07625	
						WaterHarvestingActivity	FarmPond	No	1.5516	1			1.5516	
	3843	Doddamanilrappa		116 2	Machinery	SoilMoistureConservation	TCB	Ha	0.04493	2.010	14.585	75.546	0.0903093	
							WasteWeir	No	0.050	2			0.1	
							Forestry	Ha	0.1525	0.500			0.07625	
						WaterHarvestingActivity	FarmPond	No	1.5516	1			1.5516	
	3844	TalavarUrphSannamaniHanumanthappa		117 39	Machinery	SoilMoistureConservation	TCB	Ha	0.04493	0.740	14.585	75.546	0.0332482	
							WasteWeir	No	0.050	1			0.05	
							Forestry	Ha	0.1525	0.200			0.0305	
							Horticulture	Ha	0.22634	0.000			0	

4.NetPlanningandProjectactivities

Rsin lakhs

[Chapter-IV]4.4DetailsofProposedSoilMoistureConservationandWaterHarvestingActivities

Joisaraharahalli4D4C5T1b

VillageName	Farmer Code	FarmerName	Aadhar Card No	Survey Number	RateType (Manually/Machinery)	ActivityType(SoilMoisture ConservationActivity/Water HarvestingActivity)	ActivityName	Unit	UnitCost( InLakhs.)	Proposed Quantity	Latitude (Deg-Min-Sec)	Longitude (Deg-Min-Sec)	TotalCost (InLacs)	Site Photo	
Joisaraharahalli	3845	SannamaniBharamappaBinHanumappa		117	2	Machinery	SoilMoistureConservation	TCB	Ha	0.05741	0.920	14.585	75.546	0.0528172	
								WasteWeir	No	2.000	2			4	
								Forestry	Ha	0.1525	0.200			0.0305	
								Horticulture	Ha	0.22634	0.000			0	
4D4C5T1b	3846	HarisaTandeGadigeppaMasanagi		117	30	Machinery	SoilMoistureConservation	TCB	Ha	0.05741	0.380	14.585	75.546	0.0218158	
								WasteWeir	No	1.000	1			1	
								Forestry	Ha	0.1525	0.100			0.01525	
								Horticulture	Ha	0.22634	0.000			0	
	3847	Doddamanihalappa		118	*	Machinery	SoilMoistureConservation	TCB	Ha	0.05741	1.810	14.585	75.546	0.1039121	
								WasteWeir	No	4.000	3			12	
								Forestry	Ha	0.1525	0.400			0.061	
								Horticulture	Ha	0.22634	0.000			0	
	3848	KunchurSaravvaKomRamappa		119	*	Machinery	SoilMoistureConservation	TCB	Ha	0.05741	0.500	14.585	75.546	0.028705	
								WasteWeir	No	2.000	2			4	
								Forestry	Ha	0.1525	0.200			0.0305	
								Horticulture	Ha	0.22634	0.200			0.045268	
	3849	Patil Ajjappagouda		120	*	Machinery	SoilMoistureConservation	TCB	Ha	0.05741	0.500	14.585	75.546	0.028705	
								WasteWeir	No	1.000	1			1	
								Forestry	Ha	0.1525	0.200			0.0305	
								Horticulture	Ha	0.22634	0.000			0	
	3850	Doddaputtappanavar Nagappa		121	1+2	Machinery	SoilMoistureConservation	TCB	Ha	0.05741	0.380	14.585	75.546	0.0218158	
								WasteWeir	No	1.000	1			1	
								Forestry	Ha	0.1525	0.100			0.01525	
								Horticulture	Ha	0.22634	0.000			0	
	3851	Sankappanavar Basangouda		122	*	Machinery	SoilMoistureConservation	TCB	Ha	0.05741	0.270	14.585	75.546	0.0155007	
								WasteWeir	No	1.000	1			1	
								Forestry	Ha	0.1525	0.100			0.01525	
								Horticulture	Ha	0.22634	0.000			0	
	3852	Buadagi Somashekara		122	1	Machinery	SoilMoistureConservation	TCB	Ha	0.05741	0.720	14.585	75.546	0.0413352	
								WasteWeir	No	2.000	2			4	
								Forestry	Ha	0.1525	0.200			0.0305	
								Horticulture	Ha	0.22634	0.000			0	
	3853	Sankappanavar Mali Shanthappa		123	2	Machinery	SoilMoistureConservation	TCB	Ha	0.05741	0.180	14.585	75.546	0.0103338	
								WasteWeir	No	1.000	1			1	
								Forestry	Ha	0.1525	0.100			0.01525	
								Horticulture	Ha	0.22634	0.000			0	
	3854	sannamani Mrthunjaya		124	1	Machinery	SoilMoistureConservation	TCB	Ha	0.05741	0.560	14.585	75.546	0.0321496	
								WasteWeir	No	1.000	1			1	
								Forestry	Ha	0.1525	0.150			0.022875	
								Horticulture	Ha	0.22634	0.000			0	
	3855	Sannamani Ravi Bin Bharamappa		124	2	Machinery	SoilMoistureConservation	TCB	Ha	0.05741	0.560	14.585	75.546	0.0321496	
								WasteWeir	No	1.000	1			1	
								Forestry	Ha	0.1525	0.150			0.022875	
								Horticulture	Ha	0.22634	0.000			0	
	3856	Sannamani Urph Talavara Ramappa		126	1	Machinery	SoilMoistureConservation	TCB	Ha	0.05741	0.210	14.585	75.546	0.0120561	
								WasteWeir	No	1.000	1			1	
								Forestry	Ha	0.1525	0.100			0.01525	

														0
	3857	Sannamani Urph Talavar Ramappa	126	2	Machinery	SoilMoistureConservation	TCB	Ha	0.22634	0.000		14.585	75.546	0.0086115
							WasteWeir	No	1.000	1				1
							Forestry	Ha	0.1525	0.150				0.022875
							Horticulture	Ha	0.22634	0.000				0
	3858	Sankappanavar Mali Shanthappa	128	*	Machinery	SoilMoistureConservation	TCB	Ha	0.05741	0.370		14.585	75.546	0.0212417

VillageName	Farmer Code	FarmerName	Aadhar Card No	Survey Number	RateType(Manualy/Machinery)	ActivityType(SoilMoistureConservationActivity/WaterHarvestingActivity)	ActivityName	Unit	UnitCost(InLakhs.)	Proposed Quantity	Latitude(Deg-Min-Sec)	Longitude(Deg-Min-Sec)	TotalCost(InLacs)	Site Photo
							WasteWeir	No	1.000	1			1	
							Forestry	Ha	0.1525	0.150			0.022875	
							Horticulture	Ha	0.22634	0.000			0	
	3859	Muddappanavar Urph Banakar Chandrappa		129	*	Machinery	SoilMoistureConservation	TCB	Ha	0.05741	0.450	14.585	75.546	0.0258345
							WasteWeir	No	1.000	1			1	
							Forestry	Ha	0.1525	0.150			0.022875	
							Horticulture	Ha	0.22634	0.000			0	
	3860	Patil Mali Shanthagouda		130	2	Machinery	SoilMoistureConservation	TCB	Ha	0.05741	0.990	14.585	75.546	0.0568359
							WasteWeir	No	1.000	1			1	
							Forestry	Ha	0.1525	0.100			0.01525	
							Horticulture	Ha	0.22634	0.100			0.022634	
	3861	Patil Mali Shanthgouda		130	2	Machinery	SoilMoistureConservation	TCB	Ha	0.05741	0.990	14.585	75.546	0.0568359
							WasteWeir	No	1.000	1			1	
							Forestry	Ha	0.1525	0.200			0.0305	
							Horticulture	Ha	0.22634	0.200			0.045268	
	3862	Masanagi Shivanadappa		131	*	Machinery	SoilMoistureConservation	TCB	Ha	0.05741	0.170	14.585	75.546	0.0097597
							WasteWeir	No	1.000	1			1	
							Forestry	Ha	0.1525	0.200			0.0305	
							Horticulture	Ha	0.22634	0.000			0	
	3863	Masanagi Gurushathappa		132	*	Machinery	SoilMoistureConservation	TCB	Ha	0.05741	0.550	14.585	75.546	0.0315755
							WasteWeir	No	1.000	1			1	
							Forestry	Ha	0.1525	0.200			0.0305	
							Horticulture	Ha	0.22634	0.000			0	
	3864	Masangi Shivanandappa		132	*	Machinery	SoilMoistureConservation	TCB	Ha	0.05741	0.300	14.585	75.546	0.017223
							WasteWeir	No	1.000	1			1	
							Forestry	Ha	0.1525	0.200			0.0305	
							Horticulture	Ha	0.22634	0.000			0	
	3865	Muddappanavar Urph Banakar Basavaraja		134	*	Machinery	SoilMoistureConservation	TCB	Ha	0.05741	0.690	14.585	75.546	0.0396129
							WasteWeir	No	2.000	2			4	
							Forestry	Ha	0.1525	0.200			0.0305	
							Horticulture	Ha	0.22634	0.000			0	
	3866	Sankappanavar Ramesha		135	*	Machinery	SoilMoistureConservation	TCB	Ha	0.05741	0.160	14.585	75.546	0.0091856
							WasteWeir	No	1.000	1			1	
							Forestry	Ha	0.1525	0.100			0.01525	
							Horticulture	Ha	0.22634	0.000			0	
	3867	Patil Ajjappagouda		136	3	Machinery	SoilMoistureConservation	TCB	Ha	0.05741	0.180	14.585	75.546	0.0103338
							WasteWeir	No	1.000	1			1	
							Forestry	Ha	0.1525	0.150			0.022875	
							Horticulture	Ha	0.22634	0.000			0	
	3868	Sankappanavar Basanagouda		137	2	Machinery	SoilMoistureConservation	TCB	Ha	0.05741	0.240	14.585	75.546	0.0137784
							WasteWeir	No	1.000	1			1	
							Forestry	Ha	0.1525	0.100			0.01525	
							Horticulture	Ha	0.22634	0.000			0	
	3869	Patil Basangouda Bin Naganagouda		138	*	Machinery	SoilMoistureConservation	TCB	Ha	0.05741	0.240	14.585	75.546	0.0137784
							WasteWeir	No	1.000	1			1	
							Forestry	Ha	0.1525	0.150			0.022875	
							Horticulture	Ha	0.22634	0.000			0	
	3870	Sankappanavar Hanumagouda		139	1	Machinery	SoilMoistureConservation	TCB	Ha	0.05741	0.160	14.585	75.546	0.0091856
							WasteWeir	No	1.000	1			1	
							Forestry	Ha	0.1525	0.150			0.022875	



							Horticulture	Ha	0.22634	0.000				0
	3871	MaliShanthappa		139	2	Machinery	SoilMoistureConservation	TCB	Ha	0.05741	0.160	14.585	75.546	0.0091856
							WasteWeir	No	1.000	1				1
							Forestry	Ha	0.1525	0.150				0.022875
							Horticulture	Ha	0.22634	0.000				0

VillageName	Farmer Code	FarmerName	Aadhar Card No	Survey Number	RateType(Manually/Machinery)	ActivityType(SoilMoistureConservationActivity/WaterHarvestingActivity)	ActivityName	Unit	UnitCost(InLakhs.)	Proposed Quantity	Latitude(Deg-Min-Sec)	Longitude(Deg-Min-Sec)	TotalCost(InLacs)	Site Photo	
	3872	DoddaknnagoudaMuradappa		140	1	Machinery	SoilMoistureConservation	TCB	Ha	0.05741	0.400	14.585	75,546	0.022964	
							WasteWeir	No	1.000	1				1	
							Forestry	Ha	0.1525	0.150				0.022875	
							Horticulture	Ha	0.22634	0.200				0.045268	
	3873	ShankrikoppaKallavva		140	2	Machinery	SoilMoistureConservation	TCB	Ha	0.05741	0.400	14.585	75,546	0.022964	
							WasteWeir	No	1.000	1				1	
							Forestry	Ha	0.1525	1.000				0.1525	
							Horticulture	Ha	0.22634	0.000				0	
	3874	MuddappanvarAshok		140	3	Machinery	SoilMoistureConservation	TCB	Ha	0.05741	0.400	14.585	75,546	0.022964	
							WasteWeir	No	1.000	1				1	
							Forestry	Ha	0.1525	0.150				0.022875	
							Horticulture	Ha	0.22634	0.000				0	
	3875	Muddappanavar Ashok		140	4	Machinery	SoilMoistureConservation	TCB	Ha	0.05741	0.400	14.585	75,546	0.022964	
							WasteWeir	No	1.000	1				1	
							Forestry	Ha	0.1525	0.150				0.022875	
							Horticulture	Ha	0.22634	0.000				0	
	3876	Muddappanavar Chandrappa		140	5	Machinery	SoilMoistureConservation	TCB	Ha	0.05741	0.130	14.585	75,546	0.0074633	
							WasteWeir	No	1.000	1				1	
							Forestry	Ha	0.1525	0.150				0.022875	
							Horticulture	Ha	0.22634	0.000				0	
	3877	Muddappanavar Chandrappa		141	*	Machinery	SoilMoistureConservation	TCB	Ha	0.05741	0.260	14.585	75,546	0.0149266	
							WasteWeir	No	1.000	1				1	
							Forestry	Ha	0.1525	0.150				0.022875	
							Horticulture	Ha	0.22634	0.000				0	
	3878	MalemathaShekharayya		142	1	Machinery	SoilMoistureConservation	TCB	Ha	0.05741	0.130	14.585	75,546	0.0074633	
							WasteWeir	No	1.000	1				1	
							Forestry	Ha	0.1525	0.100				0.01525	
							Horticulture	Ha	0.22634	0.000				0	
	3879	MalemathaHemayya		142	2	Machinery	SoilMoistureConservation	TCB	Ha	0.05741	0.130	14.585	75,546	0.0074633	
							WasteWeir	No	1.000	1				1	
							Forestry	Ha	0.1525	0.100				0.01525	
							Horticulture	Ha	0.22634	0.000				0	
	3880	Bebi TamMaliyappa Sarada		143	1+2+3	Machinery	SoilMoistureConservation	TCB	Ha	0.05741	0.730	14.585	75,546	0.0419093	
							WasteWeir	No	2.000	2				4	
							Forestry	Ha	0.1525	0.200				0.0305	
							Horticulture	Ha	0.22634	0.000				0	
	3881	SaradaBasavanneppa		143	1+2+3	Machinery	SoilMoistureConservation	TCB	Ha	0.05741	0.730	14.585	75,546	0.0419093	
							WasteWeir	No	2.000	2				4	
							Forestry	Ha	0.1525	0.200				0.0305	
							Horticulture	Ha	0.22634	0.000				0	
	3882	SaradaManjula		143	1+2+3	Machinery	SoilMoistureConservation	TCB	Ha	0.05741	0.730	14.585	75,546	0.0419093	
							WasteWeir	No	2.000	2				4	
							Forestry	Ha	0.1525	0.200				0.0305	
							Horticulture	Ha	0.22634	0.000				0	
	3883	SaradaManjula		143	1+2+3	Machinery	SoilMoistureConservation	TCB	Ha	0.05741	0.730	14.585	75,546	0.0419093	
							WasteWeir	No	2.000	2				4	
							Forestry	Ha	0.1525	0.200				0.0305	
							Horticulture	Ha	0.22634	0.000				0	
	3884	SaradaShivappa		143	1+2+3	Machinery	SoilMoistureConservation	TCB	Ha	0.05741	0.740	14.585	75,546	0.0424834	
							WasteWeir	No	2.000	2				4	

							Forestry	Ha	0.1525	0.200			0.0305	
							Horticulture	Ha	0.22634	0.000			0	
	3885	SaradaHanumanthappa		143	1+2+3	Machinery	SoilMoistureConservation	TCB	Ha	0.05741	0.750	14.585	75.546	0.0430575
							WasteWeir	No	2.000	2			4	
							Forestry	Ha	0.1525	0.200			0.0305	

VillageName	Farmer Code	FarmerName	Aadhar Card No	Survey Number	RateType(Manualy/Machinery)	ActivityType(SoilMoistureConservationActivity/WaterHarvestingActivity)	ActivityName	Unit	UnitCost(InLakhs.)	Proposed Quantity	Latitude(Deg-Min-Sec)	Longitude(Deg-Min-Sec)	TotalCost(InLacs)	Site Photo
							Horticulture	Ha	0.22634	0.000			0	
	3886	Patil Mali Shanthagouda		144	1	Machinery	SoilMoistureConservation	TCB	0.05741	0.280	14.585	75.546	0.0160748	
							WasteWeir	No	1.000	1			1	
							Forestry	Ha	0.1525	0.150			0.022875	
							Horticulture	Ha	0.22634	0.000			0	
	3887	Channagouda Channabasappa		144	1X-1	Machinery	SoilMoistureConservation	TCB	0.05741	0.140	14.585	75.546	0.0080374	
							WasteWeir	No	1.000	1			1	
							Forestry	Ha	0.1525	0.150			0.022875	
							Horticulture	Ha	0.22634	0.000			0	
	3888	Muddappanavar Gurushanthavva		144	2	Machinery	SoilMoistureConservation	TCB	0.05741	0.220	14.585	75.546	0.0126302	
							WasteWeir	No	1.000	1			1	
							Forestry	Ha	0.1525	0.150			0.022875	
							Horticulture	Ha	0.22634	0.000			0	
	3889	TalabagilaBharamakka		145	2 <sub>0</sub> +2 <sub>0</sub>	Machinery	SoilMoistureConservation	TCB	0.05741	0.140	14.585	75.546	0.0080374	
							WasteWeir	No	1.000	1			1	
							Forestry	Ha	0.1525	0.150			0.022875	
							Horticulture	Ha	0.22634	0.000			0	
	3890	Chaudappanavar Gadigeppa		146	3	Machinery	SoilMoistureConservation	TCB	0.05741	0.160	14.585	75.546	0.0091856	
							WasteWeir	No	1.000	1			1	
							Forestry	Ha	0.1525	0.100			0.01525	
							Horticulture	Ha	0.22634	0.000			0	
	3891	Chaudappanavar Lakkavva		147	1	Machinery	SoilMoistureConservation	TCB	0.05741	0.140	14.585	75.546	0.0080374	
							WasteWeir	No	1.000	1			1	
							Forestry	Ha	0.1525	0.100			0.01525	
							Horticulture	Ha	0.22634	0.000			0	
	3892	Chaudappanavar Mali Shanthappa		147	3	Machinery	SoilMoistureConservation	TCB	0.05741	0.130	14.585	75.546	0.0074633	
							WasteWeir	No	1.000	1			1	
							Forestry	Ha	0.1525	0.100			0.01525	
							Horticulture	Ha	0.22634	0.000			0	
	3893	Hosamani Gadigeppa		148	1	Machinery	SoilMoistureConservation	TCB	0.05741	0.210	14.585	75.546	0.0120561	
							WasteWeir	No	1.000	1			1	
							Forestry	Ha	0.1525	0.150			0.022875	
							Horticulture	Ha	0.22634	0.000			0	
	3894	Hosamani Gadigeppa		148	2	Machinery	SoilMoistureConservation	TCB	0.05741	0.170	14.585	75.546	0.0097597	
							WasteWeir	No	1.000	1			1	
							Forestry	Ha	0.1525	0.150			0.022875	
							Horticulture	Ha	0.22634	0.000			0	
	3895	HarishaMasanagi		149	1	Machinery	SoilMoistureConservation	TCB	0.05741	0.210	14.585	75.546	0.0120561	
							WasteWeir	No	1.000	1			1	
							Forestry	Ha	0.1525	0.100			0.01525	
							Horticulture	Ha	0.22634	0.200			0.045268	
	3896	HarishaMasangi		149	2	Machinery	SoilMoistureConservation	TCB	0.05741	0.210	14.585	75.546	0.0120561	
							WasteWeir	No	1.000	1			1	
							Forestry	Ha	0.1525	0.15			0.022875	
							Horticulture	Ha	0.22634	0.000			0	
	3897	Masangi Basavarajappa		150	1 <sub>7</sub>	Machinery	SoilMoisture Conservation	TCB	0.05741	0.360	14.585	75.546	0.0206676	
							WasteWeir	No	1	1.000			1	
							Forestry	Ha	0.153	0.1			0.01525	
							Horticulture	Ha	0.22634	0.000			0	
	3898	Masangi Hanumanthappa		150	1 <sub>8</sub>	Machinery	SoilMoisture Conservation	TCB	0.05741	0.400	14.585	75.546	0.022964	

								WasteWeir	No	1	1.000			1
								Forestry	Ha	0.153	0.1			0.01525
								Horticulture	Ha	0.22634	0.000			0
	3899	Masanagi Hanumanthappa		150	10	Machinery	SoilMoisture Conservation	TCB	Ha	0.05741	0.360	14.585	75.546	0.0206676
								WasteWeir	No	1	1.000			1

VillageName	Farmer Code	FarmerName	Aadhar Card No	Survey Number	RateType(Manualy/Machinery)	ActivityType(SoilMoistureConservationActivity/WaterHarvestingActivity)	ActivityName	Unit	UnitCost(InLakhs.)	Proposed Quantity	Latitude(Deg-Min-Sec)	Longitude(Deg-Min-Sec)	TotalCost(InLacs)	Site Photo
							Forestry	Ha	0.153	0.1			0.01525	
							Horticulture	Ha	0.22634	0.000			0	
	3900	Masanagi Pakkirs Bin Hanumanthappa		150	2+6	Machinery	SoilMoisture Conservation	TCB	0.05741	1.810	14.585	75.546	0.1039121	
							WasteWeir	No	1	1.000			1	
							Forestry	Ha	0.153	0.1			0.01525	
							Horticulture	Ha	0.22634	0.000			0	
	3901	Masanagi Nilavva Kom Maliyappa		150	2+6	Machinery	SoilMoisture Conservation	TCB	0.05741	2.820	14.585	75.546	0.1618962	
							WasteWeir	No	7	3.000			21	
							Forestry	Ha	0.153	1			0.1525	
							Water HarvestingActivity	FarmPond	No	1.041	1.000		1.041	
							Horticulture	Ha	0.22634	0.000			0	
	3902	Masanagi Kuruvatteappa Bin Gadigeppa		150	3	Machinery	SoilMoistureConservation	TCB	0.05741	0.960	14.585	75.546	0.0551136	
							WasteWeir	No	2.000	2			4	
							Forestry	Ha	0.1525	0.300			0.04575	
							Horticulture	Ha	0.22634	0.000			0	
	3903	Masanagi Nagaraja Bin Gurushanthappa		150	4+5+7	Machinery	SoilMoistureConservation	TCB	0.05741	0.670	14.585	75.546	0.0384647	
							WasteWeir	No	1.000	1			1	
							Forestry	Ha	0.1525	0.200			0.0305	
							Horticulture	Ha	0.22634	0.000			0	
	3904	Masanagi Gurushanthappa		150	4+5+7	Machinery	SoilMoistureConservation	TCB	0.05741	0.410	14.585	75.546	0.0235381	
							WasteWeir	No	1.000	1			1	
							Forestry	Ha	0.1525	0.200			0.0305	
							Horticulture	Ha	0.22634	0.000			0	
	3905	Masanagi Channabasappa Bin Malakappa		150	4+5+7	Machinery	SoilMoistureConservation	TCB	0.05741	0.400	14.585	75.546	0.022964	
							WasteWeir	No	1.000	1			1	
							Forestry	Ha	0.1525	0.100			0.01525	
							Horticulture	Ha	0.22634	0.000			0	
	3906	Masanagi Ashok		150	4+5+7	Machinery	SoilMoistureConservation	TCB	0.05741	0.400	14.585	75.546	0.022964	
							WasteWeir	No	1.000	1			1	
							Forestry	Ha	0.1525	1.000			0.1525	
							Horticulture	Ha	0.22634	0.000			0	
	3907	Masanagi Gurshanthappa		150	4+5+7	Machinery	SoilMoistureConservation	TCB	0.05741	0.840	14.585	75.546	0.0482244	
							WasteWeir	No	2.000	2			4	
							Forestry	Ha	0.1525	0.200			0.0305	
							Horticulture	Ha	0.22634	0.200			0.045268	
	3908	Masanagi Chanbasappa		150	8	Machinery	SoilMoistureConservation	TCB	0.05741	0.670	14.585	75.546	0.0384647	
							WasteWeir	No	1.000	1			1	
							Forestry	Ha	0.1525	0.200			0.0305	
							Horticulture	Ha	0.22634	0.000			0	
	3909	Patil Basanagouda		151	*	Machinery	SoilMoistureConservation	TCB	0.05741	0.840	14.585	75.546	0.0482244	
							WasteWeir	No	2.000	2			4	
							Forestry	Ha	0.1525	0.300			0.04575	
							Horticulture	Ha	0.22634	0.000			0	
	3910	HottigoudarGadigeppa		152	1	Machinery	SoilMoistureConservation	TCB	0.05741	0.410	14.585	75.546	0.0235381	
							WasteWeir	No	1.000	1			1	
							Forestry	Ha	0.1525	0.100			0.01525	
							Horticulture	Ha	0.22634	0.000			0	
	3911	HottigoudarKanthagouda Bin Hanumanthappa		152	1	Machinery	SoilMoistureConservation	TCB	0.05741	0.260	14.585	75.546	0.0149266	
							WasteWeir	No		0			0	
							Forestry	Ha	0.1525	1.000			0.1525	

	3912	HottigoudarMahadhevappa		152	1	Machinery	SoilMoistureConservation	Horticulture	Ha	0.22634	0.100			0.022634
								TCB	Ha	0.05741	0.820	14.585	75.546	0.0470762
								WasteWeir	No	2.000	2			4
								Forestry	Ha	0.1525	0.200			0.0305
								Horticulture	Ha	0.22634	0.000			0

VillageName	Farmer Code	FarmerName	Aadhar Card No	Survey Number	RateType(Manualy/Machinery)	ActivityType(SoilMoistureConservationActivity/WaterHarvestingActivity)	ActivityName	Unit	UnitCost(InLakhs.)	Proposed Quantity	Latitude(Deg-Min-Sec)	Longitude(Deg-Min-Sec)	TotalCost(InLacs)	Site Photo
	3913	HottigoudarMali Shanthappa		152	1 <sub>f</sub>	Machinery	SoilMoistureConservation	TCB	Ha	0.05741	0.410	14.585	75.546	0.0235381
							WasteWeir	No	2.000	2				4
							Forestry	Ha	0.1525	0.200				0.0305
							Horticulture	Ha	0.22634	0.000				0
	3914	HottigoudarMali Shanthappa		152	1 <sub>o</sub>	Machinery	SoilMoistureConservation	TCB	Ha	0.05741	2.400	14.585	75.546	0.137784
							WasteWeir	No	6.000	3				18
							Forestry	Ha	0.1525	1.000				0.1525
							LRRS	No	2.5	1.000				2.5
							Horticulture	Ha	0.22634	0.000				0
	3915	SankrikoppadaMallikarjuna Bin Nagappa		152	2 <sub>o</sub>	Machinery	SoilMoisture Conservation	TCB	Ha	0.057	0.81	14.585	75.546	0.0465021
							WasteWeir	No	3	3.000				9
							Forestry	Ha	0.1525	0.300				0.04575
							Horticulture	Ha	0.22634	0.000				0
	3916	SankrikoppadaShivananda		152	2 <sub>f</sub>	Machinery	SoilMoisture Conservation	TCB	Ha	0.057	0.2	14.585	75.546	0.011482
							WasteWeir	No	1	1.000				1
							Forestry	Ha	0.1525	0.200				0.0305
							Horticulture	Ha	0.22634	0.000				0
	3917	Mahadevappa Urph MadevagoudaTande Basangouda H		152	2 <sub>f</sub>	Machinery	SoilMoisture Conservation	TCB	Ha	0.057	0.21	14.585	75.546	0.0120561
							WasteWeir	No	1	1.000				1
							Forestry	Ha	0.1525	0.100				0.01525
							Horticulture	Ha	0.22634	0.100				0.022634
	3918	SankrikoppadaKallavva		152	2 <sub>o</sub>	Machinery	SoilMoisture Conservation	TCB	Ha	0.057	0.45	14.585	75.546	0.0258345
							WasteWeir	No	2	2.000				4
							Forestry	Ha	0.1525	0.200				0.0305
							Horticulture	Ha	0.22634	0.000				0
	3919	SankrikoppadaGurushanthappa		152	2 <sub>o</sub>	Machinery	SoilMoisture Conservation	TCB	Ha	0.057	0.46	14.585	75.546	0.0264086
							WasteWeir	No	2	2.000				4
							Forestry	Ha	0.1525	0.200				0.0305
							Horticulture	Ha	0.22634	0.000				0
	3920	SankrikoppadaGauramma		152	2 <sub>o</sub>	Machinery	SoilMoisture Conservation	TCB	Ha	0.057	0.65	14.585	75.546	0.0373165
							WasteWeir	No	2	2.000				4
							Forestry	Ha	0.1525	0.200				0.0305
							Horticulture	Ha	0.22634	0.000				0
	3921	SankrikoppadaGurumma		152	2 <sub>o</sub>	Machinery	SoilMoisture Conservation	TCB	Ha	0.057	0.44	14.585	75.546	0.0252604
							WasteWeir	No	1	1.000				1
							Forestry	Ha	0.1525	0.200				0.0305
							Horticulture	Ha	0.22634	0.000				0
	3922	Kumar Tande Basappa Sankrikoppada		152	2 <sub>o</sub>	Machinery	SoilMoisture Conservation	TCB	Ha	0.057	0.4	14.585	75.546	0.022964
							WasteWeir	No	1	1.000				1
							Forestry	Ha	0.1525	0.100				0.01525
							Horticulture	Ha	0.22634	0.000				0
	3923	HottigoudarShanthagouda Bin Hanumanthappa		152	3	Machinery	SoilMoisture Conservation	TCB	Ha	0.057	0.26	14.585	75.546	0.0149266
							WasteWeir	No	1	1.000				1
							Forestry	Ha	0.1525	0.100				0.01525
							Horticulture	Ha	0.22634	0.000				0
	3924	HottigoudarKumar Bin Hanumanthappa		152	4	Machinery	SoilMoisture Conservation	TCB	Ha	0.057	0.27	14.585	75.546	0.0155007
							WasteWeir	No	1	1.000				1
							Forestry	Ha	0.1525	0.100				0.01525
							Horticulture	Ha	0.22634	0.000				0
	3925	Sri BasaveshwaraDevara PanchuruUjjappanavaraKarlin		153	1 <sub>o</sub> +2	Machinery	SoilMoisture Conservation	TCB	Ha	0.057	1.2	14.585	75.546	0.068892



								WasteWeir	No	3	3.000			9
								Forestry	Ha	0.1525	0.400			0.061
								Horticulture	Ha	0.22634	0.000			0
	3926	Kadaramandalagi Basavaraja Bin Mahadevappa	153	1	Machinery	SoilMoisture Conservation	TCB	Ha	0.057	0.37	14.585	75.546	0.0212417	
								WasteWeir	No	1	1.000			1

VillageName	Farmer Code	FarmerName	Aadhar Card No	Survey Number	RateType(Manualy/Machinery)	ActivityType(SoilMoistureConservationActivity/WaterHarvestingActivity)	ActivityName	Unit	UnitCost(InLakhs.)	Proposed Quantity	Latitude(Deg-Min-Sec)	Longitude(Deg-Min-Sec)	TotalCost(InLacs)	Site Photo
							Forestry	Ha	0.1525	0.200			0.0305	
							Horticulture	Ha	0.22634	0.000			0	
	3927	DoddaPuttappanavarJayappa Bin Basavanthappa		153	10	Machinery	SoilMoisture Conservation	TCB	Ha	0.057	0.48	14.585	75.546	0.0275568
							WasteWeir	No	2	2.000			4	
							Forestry	Ha	0.1525	0.200			0.0305	
							Horticulture	Ha	0.22634	0.000			0	
	3928	DoddaPuttappanavaraGurushanthappa Bin Basavantha		153	11	Machinery	SoilMoisture Conservation	TCB	Ha	0.057	0.48	14.585	75.546	0.0275568
							WasteWeir	No	1	1.000			1	
							Forestry	Ha	0.1525	0.200			0.0305	
							Horticulture	Ha	0.22634	0.000			0	
	3929	Masangi Ananda Bin chanbasappa		153	10 +2	Machinery	SoilMoisture Conservation	TCB	Ha	0.057	1.8	14.585	75.546	0.103338
							WasteWeir	No	4	3.000			12	
							Forestry	Ha	0.1525	0.400			0.061	
							Horticulture	Ha	0.22634	0.000			0	
	3930	DoddaPuttappanavaraChannabasappa Bin basavantha		153	2	Machinery	SoilMoisture Conservation	TCB	Ha	0.057	0.48	14.585	75.546	0.0275568
							WasteWeir	No	2	2.000			4	
							Forestry	Ha	0.1525	0.200			0.0305	
							Horticulture	Ha	0.22634	0.000			0	
	3931	Kadaramandalagi Puttappa		153	4	Machinery	SoilMoisture Conservation	TCB	Ha	0.057	0.36	14.585	75.546	0.0206676
							WasteWeir	No	2	2.000			4	
							Forestry	Ha	0.1525	0.200			0.0305	
							Horticulture	Ha	0.22634	0.000			0	
	3932	Malishanthappa JetteppaKayakada		153	5	Machinery	SoilMoisture Conservation	TCB	Ha	0.057	0.36	14.585	75.546	0.0206676
							WasteWeir	No	2	2.000			4	
							Forestry	Ha	0.1525	0.150			0.022875	
							Horticulture	Ha	0.22634	0.000			0	
	3933	Kadaramandalagi Ramappa		153	6	Machinery	SoilMoisture Conservation	TCB	Ha	0.057	0.36	14.585	75.546	0.0206676
							WasteWeir	No	2	2.000			4	
							Forestry	Ha	0.1525	0.200			0.0305	
							Horticulture	Ha	0.22634	0.000			0	
	3934	Kadaramandalagi Shivappa		153	7	Machinery	SoilMoisture Conservation	TCB	Ha	0.057	0.36	14.585	75.546	0.0206676
							WasteWeir	No	1	1.000			1	
							Forestry	Ha	0.1525	0.150			0.022875	
							Horticulture	Ha	0.22634	0.000			0	
	3935	Masanagi Prakasha Bin Hanumanthappa		153	8	Machinery	SoilMoisture Conservation	TCB	Ha	0.057	1.2	14.585	75.546	0.068892
							WasteWeir	No	3	3.000			9	
							Forestry	Ha	0.1525	0.300			0.04575	
							Horticulture	Ha	0.22634	0.000			0	
	3936	DoddaPuttappanavarKumar Bin Basavanthappa		153	9	Machinery	SoilMoisture Conservation	TCB	Ha	0.057	0.48	14.585	75.546	0.0275568
							WasteWeir	No	2	2.000			4	
							Forestry	Ha	0.1525	0.200			0.0305	
							Horticulture	Ha	0.22634	0.000			0	
	3937	Sivapuji Pramilaavva Kom Bhimanagouda		154	20	Machinery	SoilMoisture Conservation	TCB	Ha	0.057	1.2	14.585	75.546	0.068892
							WasteWeir	No	3	3			9	
							Forestry	Ha	0.1525	0.300			0.04575	
							LRRS	No	2.5	1.000			2.5	
							Horticulture	Ha	0.22634	0.000			0	
	3938	Shivaji Hemantha Bin HanumangoudaSadara Ajjabasan		154	20	Machinery	SoilMoisture Conservation	TCB	Ha	0.057	1.27	14.585	75.546	0.0729107
							WasteWeir	No	4	3.000			12	
							Forestry	Ha	0.1525	0.400			0.061	

							LRRS	No	2.5	0.000			0	
							Horticulture	Ha	0.226	0			0	
	3939	Masanagi Nagappa		154	1	Machinery	SoilMoisture Conservation	TCB	Ha	0.05741	2.040	14.585	75.546	0.1171164
							WasteWeir	No	5	3.000				15
							Forestry	Ha	0.1525	0.500				0.07625

VillageName	Farmer Code	FarmerName	Aadhar Card No	Survey Number	RateType(Manualy/Machinery)	ActivityType(SoilMoistureConservationActivity/WaterHarvestingActivity)	ActivityName	Unit	UnitCost(InLakhs.)	Proposed Quantity	Latitude(Deg-Min-Sec)	Longitude(Deg-Min-Sec)	TotalCost(InLacs)	Site Photo
							LRRS	No	2.500	1			2.5	
							Horticulture	Ha	0.22634	0.000			0	
	3940	SankrioppaKumar		154	2 <sub>9</sub>	Machinery	SoilMoisture Conservation	TCB	0.05741	1.190	14.585	75.546	0.0683179	
							WasteWeir	No	3	3.000			9	
							Forestry	Ha	0.153	0.4			0.061	
							Horticulture	Ha	0.22634	0.000			0	
	3941	BenakanakondaKumar		154	2 <sub>1</sub>	Machinery	SoilMoisture Conservation	TCB	0.05741	1.220	14.585	75.546	0.0700402	
							WasteWeir	No	3	3.000			9	
							Forestry	Ha	0.153	0.4			0.061	
							Horticulture	Ha	0.22634	0.000			0	
	3942	BenakanakondaShankrappa		154	3	Machinery	SoilMoisture Conservation	TCB	0.05741	0.760	14.585	75.546	0.0436316	
							WasteWeir	No	1	1.000			1	
							Forestry	Ha	0.153	0.15			0.022875	
							Horticulture	Ha	0.22634	0.000			0	
	3943	ShankarkoppadaKumar		154	4	Machinery	SoilMoisture Conservation	TCB	0.05741	0.580	14.585	75.546	0.0332978	
							WasteWeir	No	1	1.000			1	
							Forestry	Ha	0.153	0.15			0.022875	
							Horticulture	Ha	0.22634	0.000			0	
	3944	BasavarajaTande Ramappa Kunchur		154	5 <sub>9</sub>	Machinery	SoilMoisture Conservation	TCB	0.05741	1.370	14.585	75.546	0.0786517	
							WasteWeir	No	3	3.000			9	
							Forestry	Ha	0.153	0.3			0.04575	
							Horticulture	Ha	0.22634	0.000			0	
	3945	BenakanakondaShankrappa		154	5 <sub>0</sub>	Machinery	SoilMoisture Conservation	TCB	0.05741	0.680	14.585	75.546	0.0390388	
							WasteWeir	No	2	2.000			4	
							Forestry	Ha	0.153	0.2			0.0305	
							Horticulture	Ha	0.22634	0.000			0	
	3946	SiddenurBasavanthappa		155	1	Machinery	SoilMoisture Conservation	TCB	0.05741	1.880	14.585	75.546	0.1079308	
							WasteWeir	No	3	3.000			9	
							Forestry	Ha	0.153	0.3			0.04575	
							LRRS	No	2.5	1.000			2.5	
							Horticulture	Ha	0.22634	0.000			0	
	3947	Chaudappanavara Jayappa Bin Basanagouda		155	2 <sub>9</sub> + 2 <sub>0</sub>	Machinery	SoilMoistureConservation	TCB	0.05741	1.280	14.585	75.546	0.0734848	
							WasteWeir	No	4.000	3			12	
							Forestry	Ha	0.1525	0.300			0.04575	
							Horticulture	Ha	0.22634	0.000			0	
	3948	Gudagur Honnappa		155	3	Machinery	SoilMoistureConservation	TCB	0.05741	0.890	14.585	75.546	0.0510949	
							WasteWeir	No	3.000	3			9	
							Forestry	Ha	0.1525	0.300			0.04575	
							LRRS	No	2.5	1.000			2.5	
							Horticulture	Ha	0.22634	0.000			0	
	3949	Gudagur Honnappa		155	3	Machinery	SoilMoisture Conservation	TCB	0.057	0.73	14.585	75.546	0.0419093	
							WasteWeir	No	2	2.000			4	
							Forestry	Ha	0.1525	0.300			0.04575	
							Horticulture	Ha	0.22634	0.000			0	
	3950	SidenuraGaneshappa		155	4	Machinery	SoilMoisture Conservation	TCB	0.057	1.88	14.585	75.546	0.1079308	
							WasteWeir	No	2	2.000			4	
							Forestry	Ha	0.1525	0.300			0.04575	
							Horticulture	Ha	0.22634	0.000			0	
	3951	SaradaRamanagouda		157	1	Machinery	SoilMoisture Conservation	TCB	0.057	2	14.585	75.546	0.11482	
							WasteWeir	No	4	3.000			12	

								Forestry	Ha	0.1525	0.5			0.07625
								Horticulture	Ha	0.22634	0.000			0
	3952	Patil Sidlingappa		157	10	Machinery	SoilMoistureConservation	TCB	Ha	0.05741	1.100	14.585	75.546	0.063151
								WasteWeir	No	2.000	2			4
								Forestry	Ha	0.1525	0.300			0.04575

VillageName	Farmer Code	FarmerName	Aadhar Card No	Survey Number	RateType(Manualy/Machinery)	ActivityType(SoilMoistureConservationActivity/WaterHarvestingActivity)	ActivityName	Unit	UnitCost(InLakhs.)	Proposed Quantity	Latitude(Deg-Min-Sec)	Longitude(Deg-Min-Sec)	TotalCost(InLacs)	Site Photo
	3953	SaradaRamanagouda		157	11	Machinery	SoilMoistureConservation	Horticulture	Ha	0.22634	0.000		0	
								TCB	Ha	0.05741	0.280	14.585	75.546	0.0160748
								WasteWeir	No	1.000	1			1
								Forestry	Ha	0.1525	0.150			0.022875
								Horticulture	Ha	0.22634	0.000			0
	3954	BharmagoudaBin IranagoudaSarada		157	12	Machinery	SoilMoistureConservation	TCB	Ha	0.05741	1.260	14.585	75.546	0.0723366
								WasteWeir	No	3.000	3			9
								Forestry	Ha	0.1525	0.400			0.061
								Horticulture	Ha	0.22634	0.000			0
	3955	SaradaChandragouda		157	2	Machinery	SoilMoistureConservation	TCB	Ha	0.05741	0.880	14.585	75.546	0.0505208
								WasteWeir	No	2.000	2			4
								Forestry	Ha	0.1525	0.300			0.04575
								LRRS	No	2.5	1.000			2.5
								Horticulture	Ha	0.22634	0.000			0
	3956	Pujara Hanumanthappa		157	3	Machinery	SoilMoisture Conservation	TCB	Ha	0.057	0.97	14.585	75.546	0.0556877
								WasteWeir	No	1	1.000			1
								Forestry	Ha	0.1525	0.200			0.0305
								Horticulture	Ha	0.22634	0.000			0
	3957	BharamagoudaBin IranagoudaSarada		157	4	Machinery	SoilMoisture Conservation	TCB	Ha	0.057	0.28	14.585	75.546	0.0160748
								WasteWeir	No	1	1.000			1
								Forestry	Ha	0.1525	0.100			0.01525
								Horticulture	Ha	0.22634	0.000			0
	3958	SaradaRamanaguda Bin Shivappa		157	5	Machinery	SoilMoisture Conservation	TCB	Ha	0.057	0.56	14.585	75.546	0.0321496
								WasteWeir	No	1	1.000			1
								Forestry	Ha	0.1525	0.100			0.01525
								Horticulture	Ha	0.22634	0.000			0
	3959	SaradaRamanagouda		157	6	Machinery	SoilMoisture Conservation	TCB	Ha	0.057	1.18	14.585	75.546	0.0677438
								WasteWeir	No	2	2.000			4
								Forestry	Ha	0.1525	0.300			0.04575
								Horticulture	Ha	0.22634	0.000			0
	3960	Dollimarada Chanbasappa		157	7	Machinery	SoilMoisture Conservation	TCB	Ha	0.057	0.19	14.585	75.546	0.0109079
								WasteWeir	No	1	1.000			1
								Forestry	Ha	0.1525	0.15			0.022875
								Horticulture	Ha	0.22634	0.000			0
	3961	Dollimarada Chanbasappa		157	8	Machinery	SoilMoistureConservation	TCB	Ha	0.05741	0.160	14.585	75.546	0.0091856
								WasteWeir	No	1.000	1			1
								Forestry	Ha	0.1525	0.150			0.022875
								Horticulture	Ha	0.22634	0.000			0
	3962	MuddeManavara Parvathagouda BinBharamagouda		157	9	Machinery	SoilMoistureConservation	TCB	Ha	0.05741	0.130	14.585	75.546	0.0074633
								WasteWeir	No	1.000	1			1
								Forestry	Ha	0.1525	0.150			0.022875
								Horticulture	Ha	0.22634	0			0
	3963	Horkeri Gadigeppa		158	1	Machinery	SoilMoisture Conservation	TCB	Ha	0.05741	1.640	14.585	75.546	0.0941524
								WasteWeir	No	4	3.000			12
								Forestry	Ha	0.153	1			0.1525
								LRRS	No	2.5	1.000			2.5
								Horticulture	Ha	0.22634	0.000			0
	3964	Chaudapanavara Gurushanthappa		158	2	Machinery	SoilMoistureConservation	TCB	Ha	0.05741	0.800	14.585	75.546	0.045928
								WasteWeir	No	2.000	2			4
								Forestry	Ha	0.1525	0.300			0.04575

																0
	3965	Muddappanavra Basavaraja		158	3	Machinery	SoilMoistureConservation	TCB	Ha	0.22634	0.000					
									Ha	0.05741	1.400	14.585	75.546			0.080374
									WasteWeir	No	3.000	3				9
									Forestry	Ha	0.1525	0.400				0.061
							Water HarvestingActivity	FarmPond	No	1.041	1.000					1.041

VillageName	Farmer Code	FarmerName	Aadhar Card No	Survey Number	RateType(Manualy/Machinery)	ActivityType(SoilMoistureConservationActivity/WaterHarvestingActivity)	ActivityName	Unit	UnitCost(InLakhs.)	Proposed Quantity	Latitude(Deg-Min-Sec)	Longitude(Deg-Min-Sec)	TotalCost(InLacs)	Site Photo
							Horticulture	Ha	0.22634	0.000			0	
	3966	Muddappanavara Basavaraja		158	3	Machinery	SoilMoisture Conservation	TCB	0.057	1.4	14.585	75.546	0.080374	
							WasteWeir	No	4	3.000			12	
							Forestry	Ha	0.1525	0.400			0.061	
							Horticulture	Ha	0.22634	0.000			0	
	3967	Agasara Raja Sab		158	4	Machinery	SoilMoisture Conservation	TCB	0.057	0.4	14.585	75.546	0.022964	
							WasteWeir	No	1	1.000			1	
							Forestry	Ha	0.1525	0.150			0.022875	
							Horticulture	Ha	0.22634	0.000			0	
	3968	Muddeppanavara Basavaraja Bin Gadigeppa		158	5	Machinery	SoilMoisture Conservation	TCB	0.057	0.4	14.585	75.546	0.022964	
							WasteWeir	No	1	1.000			1	
							Forestry	Ha	0.1525	0.150			0.022875	
							Horticulture	Ha	0.22634	0.000			0	
	3969	SaradaSomanagouda		159	1	Machinery	SoilMoisture Conservation	TCB	0.057	1.49	14.585	75.546	0.0855409	
							WasteWeir	No	3	3.000			9	
							Forestry	Ha	0.1525	0.400			0.061	
							Horticulture	Ha	0.22634	0.000			0	
	3970	ParvathagoudaBharmangoudaMuddeppanavar		159	2	Machinery	SoilMoisture Conservation	TCB	0.057	0.67	14.585	75.546	0.0384647	
							WasteWeir	No	1	1.000			1	
							Forestry	Ha	0.1525	0.200			0.0305	
							Horticulture	Ha	0.22634	0.000			0	
	3971	SaradaSomanagouda		159	3	Machinery	SoilMoisture Conservation	TCB	0.057	0.52	14.585	75.546	0.0298532	
							WasteWeir	No	1	1.000			1	
							Forestry	Ha	0.1525	0.200			0.0305	
							Horticulture	Ha	0.22634	0.000			0	
	3972	SaradaSomanagouda		159	4	Machinery	SoilMoisture Conservation	TCB	0.057	0.48	14.585	75.546	0.0275568	
							WasteWeir	No	1	1.000			1	
							Forestry	Ha	0.1525	0.200			0.0305	
							Horticulture	Ha	0.22634	0.000			0	
	3973	DollamaradaUrph SaradaGurushanthappa		159	5+6+7+	Machinery	SoilMoisture Conservation	TCB	0.057	0.47	14.585	75.546	0.0269827	
							WasteWeir	No	2	2.000			4	
							Forestry	Ha	0.1525	0.200			0.0305	
							Horticulture	Ha	0.22634	0.000			0	
	3974	DollamaradaUrph SaradaMaliyappa		159	5+6+7+	Machinery	SoilMoisture Conservation	TCB	0.057	0.47	14.585	75.546	0.0269827	
							WasteWeir	No	1	1.000			1	
							Forestry	Ha	0.1525	0.200			0.0305	
							Horticulture	Ha	0.22634	0.000			0	
	3975	SaradaRamanagouda Bin Shivappa		159	5+6+7+	Machinery	SoilMoisture Conservation	TCB	0.057	0.61	14.585	75.546	0.0350201	
							WasteWeir	No	2	2.000			4	
							Forestry	Ha	0.1525	0.200			0.0305	
							Horticulture	Ha	0.22634	0.000			0	
	3976	Dollamarada Chanbasappa		159	7+8	Machinery	SoilMoisture Conservation	TCB	0.057	0.35	14.585	75.546	0.0200935	
							WasteWeir	No	1	1.000			1	
							Forestry	Ha	0.1525	0.200			0.0305	
							Horticulture	Ha	0.22634	0.000			0	
	3977	HottigoudarGangamma		160	1+2+1	Machinery	SoilMoisture Conservation	TCB	0.057	2.42	14.585	75.546	0.1389322	
							Water HarvestingActivity	FarmPond	No	1.041			1.041	
							WasteWeir	No	6	3.000			18	
							Forestry	Ha	0.1525	1.000			0.1525	
	3978	BasavvaKomRevanagoudaHottigoudar		160	1+2+	Machinery	SoilMoisture Conservation	TCB	0.057	2	14.585	75.546	0.11482	



							Water HarvestingActivity	FarmPond	No	1.041	1.000			1.041
								WasteWeir	No	1	1.000			1
								Forestry	Ha	0.1525	0.500			0.07625
								Horticulture	Ha	0.226	1			0.22634
	3979	Kunchur Gurshanthappa		160	1+2e	Machinery	SoilMoisture Conservation	TCB	Ha	0.05741	1.600	14.585	75.546	0.091856

VillageName	Farmer Code	FarmerName	Aadhar Card No	Survey Number	RateType(Manualy/Machinery)	ActivityType(SoilMoistureConservationActivity/WaterHarvestingActivity)	ActivityName	Unit	UnitCost(InLakhs.)	Proposed Quantity	Latitude(Deg-Min-Sec)	Longitude(Deg-Min-Sec)	TotalCost(InLacs)	Site Photo
						Water HarvestingActivity	FarmPond	No	1.041	1.000			1.041	
							WasteWeir	No	1	1.000			1	
							Forestry	Ha	0.153	0.5			0.07625	
							Horticulture	Ha	0.22634	0.800			0.181072	
	3980			160	3B	Machinery	SoilMoisture Conservation	TCB	0.05741	1.720	14.585	75.546	0.0987452	
		Madhumathi Tande Virabhadrappa Allera Urph Madhumathi KomNiranjana Muddemman					WaterHarvestingActivity	FarmPond	No	1.041	1.000		1.041	
							WasteWeir	No	1.000	1			1	
							Forestry	Ha	0.1525	0.500			0.07625	
							Horticulture	Ha	0.22634	0.800			0.181072	
	3981			160	3e	Machinery	SoilMoistureConservation	TCB	0.05741	0.920	14.585	75.546	0.0528172	
		Madhumathi Tande Virabhadrappa Allera Urph Madhumathi KomNiranjana Muddemmanavar					Water HarvestingActivity	FarmPond	No	1.041	1.000		1.041	
							Forestry	Ha	0.1525	0.300			0.04575	
							Horticulture	Ha	0.22634	0.500			0.11317	
	3982	Masanagi chandrashekara		160	3e	Machinery	SoilMoisture Conservation	TCB	0.057	0.8	14.585	75.546	0.045928	
							WasteWeir	No	1	1.000			1	
							Forestry	Ha	0.1525	0.300			0.04575	
							Horticulture	Ha	0.22634	0.500			0.11317	
	3983	NilammaUrph BanadammaHullatti		160	3f	Machinery	SoilMoisture Conservation	TCB	0.057	0.2	14.585	75.546	0.011482	
							WasteWeir	No		0.000			0	
							Forestry	Ha	0.1525	0.000			0	
							Horticulture	Ha	0.22634	0.000			0	
	3984	Shankrappa GurusanthappaMuddappanavar		160	3d	Machinery	SoilMoisture Conservation	TCB	0.057	0.8	14.585	75.546	0.045928	
							WasteWeir	No	1	1.000			1	
							Forestry	Ha	0.1525	0.150			0.022875	
							Horticulture	Ha	0.22634	0.400			0.090536	
	3985	Shankarappa GurushanthappaMuddappanavar		160	5	Machinery	SoilMoisture Conservation	TCB	0.057	0.36	14.585	75.546	0.0206676	
							WasteWeir	No	1	1.000			1	
							Forestry	Ha	0.1525	0.300			0.04575	
							Horticulture	Ha	0.22634	0.200			0.045268	
	3986	Masanagi Ajjappa		197	5+8f	Machinery	SoilMoisture Conservation	TCB	0.057	0.2	14.585	75.546	0.011482	
							WasteWeir	No		0.000			0	
							Forestry	Ha	0.1525	0.000			0	
							Horticulture	Ha	0.22634	0.000			0	
	3987	Masanagi Ajjappa		197	5+8f	Machinery	SoilMoisture Conservation	TCB	0.057	0.2	14.585	75.546	0.011482	
							WasteWeir	No		0.000			0	
							Forestry	Ha	0.1525	0.000			0	
							Horticulture	Ha	0.22634	0.000			0	
	3988	Masanagi Parameshwarappa		197	1	Machinery	SoilMoisture Conservation	TCB	0.057	0.11	14.585	75.546	0.0063151	
							WasteWeir	No		0.000			0	
							Forestry	Ha	0.1525	0.000			0	
							Horticulture	Ha	0.22634	0.000			0	
	3989	Horakeri Nagavva		197	4e	Machinery	SoilMoisture Conservation	TCB	0.057	0.16	14.585	75.546	0.0091856	
							WasteWeir	No		0.000			0	
							Forestry	Ha	0.1525	0.000			0	
							Horticulture	Ha	0.22634	0.000			0	
	3990	Masanagi Mallappa		197	4e	Machinery	SoilMoisture Conservation	TCB	0.057	0.5	14.585	75.546	0.028705	
							WasteWeir	No	1	1.000			1	
							Forestry	Ha	0.1525	0.100			0.01525	
							Horticulture	Ha	0.22634	0.150			0.033951	

	3991	Masanagi Chanbasappa		197	4 <sub>0</sub>	Machinery	SoilMoisture Conservation	TCB	Ha	0.057	0.36	14.585	75.546	0.0206676	
								WasteWeir	No	1	1.000			1	
								Forestry	Ha	0.1525	0.1			0.01525	
								Horticulture	Ha	0.22634	0.100			0.022634	
	3992	Patil Bajjanagouda		197	5+8 <sub>2</sub>	Machinery	SoilMoisture Conservation	TCB	Ha	0.057	0.24	14.585	75.546	0.0137784	

VillageName	Farmer Code	FarmerName	Aadhar Card No	Survey Number	RateType(Manually/Machinery)	ActivityType(SoilMoistureConservationActivity/WaterHarvestingActivity)	ActivityName	Unit	UnitCost(InLakhs.)	Proposed Quantity	Latitude(Deg-Min-Sec)	Longitude(Deg-Min-Sec)	TotalCost(InLacs)	Site Photo
							WasteWeir	No		0.000			0	
							Forestry	Ha	0.1525	0.100			0.01525	
							Horticulture	Ha	0.22634	0.150			0.033951	
	3993	Patil Ujjanagouda		197	5+8g	Machinery	SoilMoisture Conservation	TCB	Ha	0.057	0.19	14.585	75.546	0.0109079
							WasteWeir	No		0.000			0	
							Forestry	Ha	0.1525	0.100			0.01525	
							Horticulture	Ha	0.22634	0.150			0.033951	
	3994	Horakeri Urph SidhenurHoliyappa		197	4f	Machinery	SoilMoisture Conservation	TCB	Ha	0.057	1.45	14.585	75.546	0.0832445
							WasteWeir	No	2	2.000			4	
							Forestry	Ha	0.1525	1.000			0.1525	
							Horticulture	Ha	0.22634	1.000			0.22634	
	3995	Muddappanavara Gurshanthappa		197	6+9	Machinery	SoilMoisture Conservation	TCB	Ha	0.057	0.22	14.585	75.546	0.0126302
							WasteWeir	No		0.000			0	
							Forestry	Ha	0.1525	0.100			0.01525	
							Horticulture	Ha	0.22634	0.150			0.033951	
	3996	SidhenurBasavanthappa		197	6+9	Machinery	SoilMoisture Conservation	TCB	Ha	0.057	0.42	14.585	75.546	0.0241122
							WasteWeir	No	1	1.000			1	
							Forestry	Ha	0.1525	0.300			0.04575	
							Horticulture	Ha	0.22634	0.600			0.135804	
	3997	SidhenurMahadevappa		197	6+9	Machinery	SoilMoisture Conservation	TCB	Ha	0.057	0.56	14.585	75.546	0.0321496
							WasteWeir	No	1	1.000			1	
							Forestry	Ha	0.1525	0.600			0.0915	
							Horticulture	Ha	0.22634	0.300			0.067902	
	3998	SidhenuraGaneshappa		197	6+9	Machinery	SoilMoisture Conservation	TCB	Ha	0.057	0.56	14.585	75.546	0.0321496
							WasteWeir	No	1	1.000			1	
							Forestry	Ha	0.1525	0.600			0.0915	
							Horticulture	Ha	0.22634	0.300			0.067902	
	3999	Horakeri Urph SidhenurHoliyappa		197	7	Machinery	SoilMoisture Conservation	TCB	Ha	0.057	0.4	14.585	75.546	0.022964
							WasteWeir	No	1	1.000			1	
							Forestry	Ha	0.1525	0.600			0.0915	
							Horticulture	Ha	0.22634	0.300			0.067902	
	4000	Horakeri Karbasappa		198	1+2g	Machinery	SoilMoisture Conservation	TCB	Ha	0.057	0.17	14.585	75.546	0.0097597
							WasteWeir	No		0.000			0	
							Forestry	Ha	0.1525	0.100			0.01525	
							Horticulture	Ha	0.22634	0.000			0	
	4001	Muddappanavar Sannabasappa Bin Gurushanthappa		198	1+2g	Machinery	SoilMoisture Conservation	TCB	Ha	0.057	0.13	14.585	75.546	0.0074633
							WasteWeir	No		0.000			0	
							Forestry	Ha	0.1525	0.500			0.07625	
							Horticulture	Ha	0.22634	0.000			0	
	4002	Hadarageri Karabasayya		198	3g	Machinery	SoilMoisture Conservation	TCB	Ha	0.057	0.15	14.585	75.546	0.0086115
							WasteWeir	No		0.000			0	
							Forestry	Ha	0.1525	0.100			0.01525	
							Horticulture	Ha	0.22634	0.500			0.11317	
	4003	Ujjappanavara Channabasavva Kom Gurushanthappa		199	1	Machinery	SoilMoisture Conservation	TCB	Ha	0.057	0.11	14.585	75.546	0.0063151
							WasteWeir	No		0.000			0	
							Forestry	Ha	0.1525	0.500			0.07625	
							Horticulture	Ha	0.22634	0.000			0	
	4004	Pujara Hanumanthappa		199	1	Machinery	SoilMoisture Conservation	TCB	Ha	0.057	0.2	14.585	75.546	0.011482
							WasteWeir	No		0.000			0	
							Forestry	Ha	0.1525	0.100			0.01525	

							Horticulture	Ha	0.22634	0.000			0
4005	Pujara Hanumanthappa		199	1	Machinery	SoilMoisture Conservation	TCB	Ha	0.057	2.53	14.585	75.546	0.1452473
							WasteWeir	No	2	2.000			4
						Water HarvestingActivity	FarmPond	No	1.041	1.000			1.041
							Forestry	Ha	0.1525	1.000			0.1525

VillageName	Farmer Code	FarmerName	Aadhar Card No	Survey Number	RateType(Manualy/Machinery)	ActivityType(SoilMoistureConservationActivity/WaterHarvestingActivity)	ActivityName	Unit	UnitCost(InLakhs.)	Proposed Quantity	Latitude(Deg-Min-Sec)	Longitude(Deg-Min-Sec)	TotalCost(InLacs)	Site Photo
	4006	HottigoudarNagappa		199	1	Machinery	SoilMoisture Conservation	Horticulture	Ha	0.226	0.3		0.067902	
							TCB	Ha	0.05741	0.210	14.585	75.546	0.0120561	
							WasteWeir	No		0.000			0	
							Forestry	Ha	0.1525	0.100			0.01525	
							Horticulture	Ha	0.226	0.8			0.181072	
	4007	Masanagi Shivananda		199	10	Machinery	SoilMoisture Conservation	TCB	Ha	0.05741	0.110	14.585	75.546	0.0063151
							WasteWeir	No		0.000			0	
							Forestry	Ha	0.1525	0.150			0.022875	
							Horticulture	Ha	0.226	0.1			0.022634	
	4008	MuddeMmanavar Basanagouda		255	1	Machinery	SoilMoisture Conservation	TCB	Ha	0.05741	0.710	14.585	75.546	0.0407611
							WasteWeir	No		1	1.000		1	
							Forestry	Ha	0.1525	0.500			0.07625	
							Horticulture	Ha	0.226	0.3			0.067902	
	4009	HalivanadaSiddalingappa Bin Honnappa		255	7	Machinery	SoilMoisture Conservation	TCB	Ha	0.05741	0.620	14.585	75.546	0.0355942
							WasteWeir	No		1	1.000		1	
							Forestry	Ha	0.1525	0.500			0.07625	
							Horticulture	Ha	0.226	0.3			0.067902	
	4010	Halivanaga Shekappa Bin Siddalingappa		255	8	Machinery	SoilMoisture Conservation	TCB	Ha	0.05741	0.410	14.585	75.546	0.0235381
							WasteWeir	No		0.000			0	
							Forestry	Ha	0.1525	0.300			0.04575	
							Horticulture	Ha	0.226	0.1			0.022634	
	4011	HalivanadaHonnappa		255	1	Machinery	SoilMoisture Conservation	TCB	Ha	0.05741	0.160	14.585	75.546	0.0091856
							WasteWeir	No		0.000			0	
							Forestry	Ha	0.1525	0.100			0.01525	
							Horticulture	Ha	0.226	0			0	
	4012	HalivanadaManjappa		255	1	Machinery	SoilMoisture Conservation	TCB	Ha	0.05741	0.570	14.585	75.546	0.0327237
							WasteWeir	No		1	1.000		1	
							Forestry	Ha	0.1525	0.500			0.07625	
							Horticulture	Ha	0.226	0.3			0.067902	
	4013	HalivanadaHalappa Bin Siddalingappa		255	11	Machinery	SoilMoisture Conservation	TCB	Ha	0.05741	0.270	14.585	75.546	0.0155007
							WasteWeir	No		0.000			0	
							Forestry	Ha	0.1525	0.100			0.01525	
							Horticulture	Ha	0.226	0			0	
	4014	HalivanadaHonnappa		255	1	Machinery	SoilMoisture Conservation	TCB	Ha	0.05741	0.160	14.585	75.546	0.0091856
							WasteWeir	No		0.000			0	
							Forestry	Ha	0.1525	0.100			0.01525	
							Horticulture	Ha	0.226	0			0	
	4015	HalivanadaKarbasappa Bin Honnappa		255	2	Machinery	SoilMoisture Conservation	TCB	Ha	0.05741	0.270	14.585	75.546	0.0155007
							WasteWeir	No		0.000			0	
							Forestry	Ha	0.1525	0.200			0.0305	
							Horticulture	Ha	0.226	0			0	
	4016	Halivanaga shankrappa		255	36+4	Machinery	SoilMoisture Conservation	TCB	Ha	0.05741	1.280	14.585	75.546	0.0734848
							WasteWeir	No		1	1.000		1	
							Forestry	Ha	0.1525	1.000			0.1525	
							Horticulture	Ha	0.226	0.5			0.11317	
	4017	HalivanadaNagappa		255	3	Machinery	SoilMoisture Conservation	TCB	Ha	0.05741	2.360	14.585	75.546	0.1354876
							WasteWeir	No		2	2.000		4	
							Forestry	Ha	0.1525	1.500			0.22875	
							Horticulture	Ha	0.226	1			0.22634	
	4018	Nandihalli Karbasavva		255	*	Machinery	SoilMoisture Conservation	TCB	Ha	0.05741	0.170	14.585	75.546	0.0097597

								WasteWeir	No	1	1.000			1
								Forestry	Ha	0.1525	0.100			0.01525
								Horticulture	Ha	0.226	0			0
	4019	HalivanadaNingamma		256	19	Machinery	SoilMoisture Conservation	TCB	Ha	0.05741	0.460	14.585	75.546	0.0264086
								WasteWeir	No		0.000			0

VillageName	Farmer Code	FarmerName	Aadhar Card No	Survey Number	RateType(Manually/Machinery)	ActivityType(SoilMoistureConservationActivity/WaterHarvestingActivity)	ActivityName	Unit	UnitCost(InLakhs.)	Proposed Quantity	Latitude(Deg-Min-Sec)	Longitude(Deg-Min-Sec)	TotalCost(InLacs)	Site Photo
							Forestry	Ha	0.1525	1.000			0.1525	
							Horticulture	Ha	0.226	0.2			0.045268	
	4020	HalivanadaShankrappa		256	1a	Machinery	SoilMoisture Conservation	TCB	0.05741	0.520	14.585	75.546	0.0298532	
							WasteWeir	No		0.000			0	
							Forestry	Ha	0.1525	1.000			0.1525	
							Horticulture	Ha	0.226	0.5			0.11317	
	4021	Bennur Kariyappa		256	3a	Machinery	SoilMoisture Conservation	TCB	0.05741	0.180	14.585	75.546	0.0103338	
							WasteWeir	No		0.000			0	
							Forestry	Ha	0.1525	0.100			0.01525	
							Horticulture	Ha	0.226	0			0	
	4022	Pujara Bhayalakshmi		256	3f	Machinery	SoilMoisture Conservation	TCB	0.05741	0.490	14.585	75.546	0.0281309	
							WasteWeir	No	1	1.000			1	
							Forestry	Ha	0.1525	0.500			0.07625	



VillageName	Farmer Code	FarmerName	Aadhar Card No	Survey Number	RateType(Manually/Machinery)	ActivityType(SoilMoistureConservationActivity/WaterHarvestingActivity)	ActivityName	Unit	UnitCost(InLakhs.)	Proposed Quantity	Latitude(Deg-Min-Sec)	Longitude(Deg-Min-Sec)	TotalCost(InLacs)	Site Photo
							Horticulture	Ha	0.226	0.3			0.067902	
	4023	Bennur Guddappa		256	30	Machinery	SoilMoisture Conservation	TCB	Ha	0.05741	0.210	14.585	75.546	0.0120561
							WasteWeir	No		0.000				0
							Forestry	Ha	0.1525	0.200				0.0305
							Horticulture	Ha	0.226	0				0
	4024	HalivanadaNingamma		256	19	Machinery	SoilMoisture Conservation	TCB	Ha	0.05741	0.460	14.585	75.546	0.0264086
							WasteWeir	No	1	1.000				1
							Forestry	Ha	0.1525	0.800				0.122
							Horticulture	Ha	0.226	0.3				0.067902
	4025	HalivanadaShakrappa		256	10	Machinery	SoilMoisture Conservation	TCB	Ha	0.05741	0.520	14.585	75.546	0.0298532
							WasteWeir	No	1	1.000				1
							Forestry	Ha	0.1525	0.800				0.122
							Horticulture	Ha	0.226	0.3				0.067902
	4026	HalivanadaManjappa		256	2	Machinery	SoilMoisture Conservation	TCB	Ha	0.05741	0.980	14.585	75.546	0.0562618
							WasteWeir	No	2	2.000				4
							Forestry	Ha	0.1525	1.000				0.1525
							Horticulture	Ha	0.226	0.8				0.181072
	4027	HalivanadaManjappa		256	2	Machinery	SoilMoisture Conservation	TCB	Ha	0.05741	0.980	14.585	75.546	0.0562618
							WasteWeir	No	2	2.000				4
							Forestry	Ha	0.1525	1.000				0.1525
							Horticulture	Ha	0.226	1				0.22634
	4028	Muddemmanavara Basanagouda		256	4	Machinery	SoilMoisture Conservation	TCB	Ha	0.05741	0.960	14.585	75.546	0.0551136
							WasteWeir	No	1	1.000				1
							Forestry	Ha	0.1525	1.000				0.1525
							Horticulture	Ha	0.226	0.5				0.11317
	4029	Kadaramandalagi Gadhigeppa		256	5	Machinery	SoilMoisture Conservation	TCB	Ha	0.05741	1.950	14.585	75.546	0.1119495
							WasteWeir	No	2	2.000				4
							Forestry	Ha	0.1525	1.500				0.22875
							Horticulture	Ha	0.226	1				0.22634
	4030	Kadaramandalagi Gadhigeppa		256	5	Machinery	SoilMoisture Conservation	TCB	Ha	0.05741	1.950	14.585	75.546	0.1119495
							WasteWeir	No	2	2.000				4
							Forestry	Ha	0.1525	1.500				0.22875
							Horticulture	Ha	0.226	1				0.22634
	4031	Shetasanadi Shayad Ali		257	29	Machinery	SoilMoisture Conservation	TCB	Ha	0.05741	0.530	14.585	75.546	0.0304273
							WasteWeir	No	1	1.000				1
							Forestry	Ha	0.1525	0.500				0.07625
							Horticulture	Ha	0.226	0.3				0.067902
	4032	Hulamani Maliyappa		257	1	Machinery	SoilMoisture Conservation	TCB	Ha	0.05741	0.110	14.585	75.546	0.0063151
							WasteWeir	No		0.000				0
							Forestry	Ha	0.1525	0.100				0.01525
							Horticulture	Ha	0.226	0				0
	4033	Muddemmanavara Basanagouda		257	6	Machinery	SoilMoisture Conservation	TCB	Ha	0.05741	0.110	14.585	75.546	0.0063151
							WasteWeir	No		0.000				0
							Forestry	Ha	0.1525	0.100				0.01525
							Horticulture	Ha	0.226	0				0
	4034	Muddemmanavara Sambulingappa		257	7	Machinery	SoilMoisture Conservation	TCB	Ha	0.05741	0.200	14.585	75.546	0.011482
							WasteWeir	No		0.000				0
							Forestry	Ha	0.1525	0.200				0.0305
							Horticulture	Ha	0.226	0				0
	4035	Muddemmanavara Parvathagouda		258	8	Machinery	SoilMoisture Conservation	TCB	Ha	0.05741	0.120	14.585	75.546	0.0068892

									WasteWeir	No		0.000				0
									Forestry	Ha	0.1525	0.100				0.01525
									Horticulture	Ha	0.226	0				0

4.NetPlanningandProjectactivities

Rs in lakhs

[Chapter-IV]4.5DetailsofVegetativeCoverActivitiesPlantationType:HorticulturteActivities

VillageName	FarmerName:	Farmer Code	Aadhar Card No.	Rate Type(Manually/Machinery)	SurveyNo:	Total Area (Ha.)	Proposed Area(Ha.)	Activity/Mode l/Plant/CropName :	Number ofPlantsPerHa	No.of plants	MethodofIrrigation(Drip/Ring/Surface)	SourceofIrrigation (Canal/Rainfed/W ell)	AreaasperTypeOfLand(Ha.)		Ownershipof Land(CommunityLand/PrivateLand/Other	Latitude(Deg-Min-Sec)	Longitude (Deg-Min-Sec)
													WasteLand	Cultivable			
Joisarahalli 4D4C5T1b	CHAPTER4.4A LLFARMERS			Manually		24.00	24.00	COCONUT,S APOTA,CUR RYLEAF,GUA VA,MANGO,L EMON	100	2400	DRIP Irrigation	BOREWELL	0	24.00	PrivateLand		

[Chapter-IV]4.5ADetailsofVegetativeCoverActivities

PlantationType:AfforestationActivities

VillageName	Farmer Name:	Farmer Code	AadharCardNo.	RateType(Manually/Machinery)	Survey No:	Total Area (Ha.)	Proposed Area(Ha.)	Activity/Model/Plant/Crop Name:	Number ofPlants PerHa	No.of plants	MethodofIrrigation(Drip/Ring/Surface)	SourceofIrrigation(Canal/Rainfed/Well)	AreaasperTypeOfLand(Ha.)		Ownershipof Land(CommunityLand/PrivateLand/OtherLand)
													WasteLand	Cultivable	
Joisarahalli 4D4C5T1b	CHAPTER4.4 ALLFARMERS			Manually		45.00	45.00	TEAK,SILVER OAK,MAHAGONI,BAMBOO	100	4500	DRIP Irrigation	BOREWELL	0	45.00	PrivateLand

[Chapter-IV]4.5B.DetailsofVegetativeCoverActivitiePlantationType:Fodderdevelopment

VillageName	Farmer Name:	Farmer Code	AadharCardNo.	RateType(Manually/Machinery)	Survey No:	Total Area (Ha.)	Proposed Area(Ha.)	Activity/Model/Plant/Crop Name:	Number ofPlants PerHa	No.of plants	MethodofIrrigation(Drip/Ring/Surface)	SourceofIrrigation(Canal/Rainfed/Well)	AreaasperTypeOfLand(Ha.)		Ownershipof Land(CommunityLand/PrivateLand/OtherLand)
													WasteLand	Cultivable	
Joisarahalli 4D4C5T1b	CHAPTER4.4 ALLFARMERS			Manually		2.00	2.00	PLANTINGOF FODDERCRO PVIZNAPIER GRASS&LUCERN	10000	20000	DRIP Irrigation	BOREWELL	0	2.00	PrivateLand

[Chapter-IV]4.5CDetailsofVegetativeCoverActivitiesPlantationType:NurseryActivities

VillageName	Farmer Name:	Farmer Code	AadharCardNo.	RateType(Manually/Machinery)	Survey No:	Total Area (Ha.)	Proposed Area(Ha.)	Activity/Model/Plant/Crop Name:	Number ofPlants PerHa	No.of plants	MethodofIrrigation(Drip/Ring/Surface)	SourceofIrrigation(Canal/Rainfed/Well)	AreaasperTypeOfLand(Ha.)		Ownershipof Land(CommunityLand/PrivateLand/OtherLand)
													WasteLand	Cultivable	
Joisarahalli 4D4C5T1b	CHAPTER4.4 ALLFARMERS														



#### 4.Net Planning and Project activities

Rs in lakhs

It is for all reaches (upper, middle and lower) and also for Private, Common and drainage line areas

[Chapter-IV] 4.1, 4.1 A Baseline Data - Village wise Survey Numbers & Farmer wise Survey Numbers

MICRO CODE	Name of Farmer	Farmer Code	Survey No	Area (Ha)
Joisarahalli	Kunchur Sharavva Kom Ramappa	4036	56 *	0.64
4D4C5T1c	Chaudappanavar Shekanagouda	4037	65 *	0.84
	Sankappanavara Hanumangouda	4038	69 1	0.4
	Sankappanavara Ramesha	4039	69 2	0.4
	Muddappanavara Malishanthappa	4040	74 2+3ω	1.73
	Choudappanavar Shekanagouda	4041	74 1ε	1.28
	Muddappanavar Kuruvatteppa Bin Mahadevappa	4042	74 1ω	1.41
	Muddappanavara Karvasavva Kom Sharanappa	4043	74 2+3ϣ	1.73
	Muddappanavara Kuruvatteppa Bin Mahadevappa	4044	74 4	1.04
	Sonnamani Umesha	4045	75 1ε	0.34
	Sannamani Kamalavva Kom Ramappa	4046	75 2ε	0.68
	Sannamani Lokesha	4047	75 2ϣ	0.42
	Sannamani Somashekhar	4048	75 2ω	1.72
	Sannamani Channamma Kom Shivappa	4049	75 1ϣ	0.32
	Sannamani Kuberappa	4050	75 1ϣ	0.47
	Sannamani Nagappa	4051	75 1ω	0.34
	Sannamani Nagappa	4052	75 3	0.72
	Sannamani Guttemma Kom Basavanneppa	4053	75 4	0.48
	Dodmani Ramappa	4054	76 *	1.64
	Dodmani Ramappa			0.24597
	Dodmani Lakshmappa	4056	76 *	1.6
	Kambli Ningappa	4057	77 1	0.6
	Bennura Mailarappa	4058	77 1	1.19
	Bennura Mailarappa	4059	77 1	1.19

	Bennura Bhimappa	4060	77	1	0.59
	Bennura Chikkappa	4061	77	2ಅ+2ಕ	1.24
	Bennura Basappa	4062	77	2ಬ+2ಕ	1.26

MICRO CODE	Name of Farmer	Farmer Code	Survey No		Area (Ha)
	Bennura Ningappa	4063	77	3	0.86
	Bennura Irappa BinNingappa	4064	77	4	0.43
	Bennura Ramappa	4065	77	5	0.43
	Bennura Revanappa	4066	77	6	0.43
	Bennura Giriappa BinNingappa	4067	77	7	0.43
	Sadenura Sankappa	4068	78	5a	0.28
	KaradiMaliyappa	4069	78	1	1.12
	SidenurMahadevappa	4070	78	2+3	1.7
	Suresha Sidenura Urph Horakeri	4071	78	4	0.95
	Prabhu TandeGadigeppa Sidenur	4072	78	5a	0.26
	Chandrappa SidenurUrph Horakeri	4073	78	6	1.75
	Gurushanthappa Sidenura Urph Horakeri	4074	78	7	0.8
	ChoudappanavaraNaganagouda	4075	79	1	0.64
	HottigoudarGadigeppa	4076	79	2	1.54
	HottigoudarMaliyappa	4077	79	2	1.54
	Ananda BhimaravaKulkarni	4078	80	1	0.83
	ChaudappanavaraNaganagouda	4079	80	2	1.78
	ChaudappanavaraShekanagouda	4080	80	3	2
	Sidenura Mahadevappa	4081	81	1+2+3	2.33
	Sidenura Mahadevappa	4082	81	1+2+3	2.33
	Sidenura Ganeshappa	4083	81	1+2+3	2.33
	Sidenura Basavanthappa	4084	82	1a	2.02
	Muddemmanavra Gangavva Kom Ramanagouda	4085	82	1a	0.53
	Muddemmanavara Kumar BinShivanagouda	4086	82	1a	0.28
	MuddemmanavaraHonnava	4087	82	1a	0.53
	MuddemmanavaraShambulingappa	4088	82	2a	1.78
	MuddemmanavaraBasanagouda	4089	82	2a	1.82
	MasangiGurushanthappa	4090	82	3	1.31
	ChannagoudarRamanagouda	4091	82	4	1.32
	ChannagoudaraSannagouda BinBasanagouda	4092	82	5	0.62



	ChannagoudaraPrakasha BinChannagouda	4093	82	6	0.62
--	--------------------------------------	------	----	---	------

MICRO CODE	Name of Farmer	Farmer Code	Survey No		Area (Ha)
	MuddemmanavaraNinganagouda BinShivanagouda	4094	82	7	0.28
	UjjappanavaraNagaraja	4095	83	1+2	1.47
	UjjappanavaraHanumanthappa BinMaliyappa	4096	83	1+2	0.8
	UjjappanavaraMalleshappa BinHanumanthappa	4097	83	1+2	0.67
	Ujjappanavra Channabasavva Kom Gurushanthappa	4098	83	1+2	0.68
	UjjappanavaraChannabasavva Kom Gurushanthappa	4099	83	1+2	0.8
	UjjappanavaraMalishanthappa	4100	83	10	0.9
	UjjappanavaraShivanandappa	4101	83	3	0.4
	UjjappanavaraGadhigeppa	4102	83	4	0.4
	UjjappanavaraGadhigeppa	4103	83	4	0.4
	UjjappanavaraMahadevappa	4104	83	5	0.67
	UjjappanavaraShivanandappa	4105	83	6	0.4
	Ujjappanavra Gadhigeppa	4106	83	7	0.4
	UjjappanavaraKuruvattheppa BinShankrappa	4107	83	8	0.71
	UjjappanavaraMahadhevappa	4108	83	9	0.93
	AshokTandeGaneshappa Sidenura	4109	84	1+3	0.55
	AshokTandeGaneshappa Sidenura	4110	84	2	0.5
	Sidenura Ganeshappa	4111	84	4	0.41
	Sidenura Mahadevappa	4112	84	5	0.26
	HadarageriKarbasayya BinBasayya	4113	84	6	1.48
	Sidd=enura Ganeshappa BinGurappa	4114	84	7	0.29
	Sidenura Mahadevappa	4115	84	8	0.39
	Virayya Hadarageri	4116	84	9	0.15
	Sauthi Maliyappagouda	4117	105	1	0.25
	HottigaudarChethanKumarTandeRamappa	4118	105	2	0.34
	HottigoudarBasavanthappa	4119	106	1	0.28
	Sauthi KumarSa	4120	106	1	0.27
	Sauthi Gangadhara	4121	106	1	0.27
	HottigoudarChethanKumarTandeRamappa	4122	106	2	0.72
Lakshmapur	PatilShivangouda	4123	1	1	1.73

4D4C5T1c	YliSanthoshaKumarBinVijayaKumar	4124	1	2	1.73
----------	---------------------------------	------	---	---	------

MICRO CODE	Name of Farmer	Farmer Code	Survey No		Area (Ha)
	PrakashaTandeRamappaRajanahalli	4125	2	1	0.38
	KunchurGadigeppa	4126	2	2೉	1.19
	MuddappanavaraGurushanthappa	4127	2	2೯	1.19
	MuddappanavaraMahesha BinChandrappa	4128	2	2೧	0.09
	Kunchura Halappa	4129	2	2೧	0.60
	UjjappanavaraKuruvattheppa	4130	2	2೧	0.59
	HottigoudaraUrph Patil Mahadevangouda	4131	2	3	1.20
	HottigoudarMurigeppanagouda BinGadigeppagouda	4132	2	4	0.37
	HottigoudarChandrashekara BinGadigeppagouda	4133	2	5	0.38
	MuddappanavaraSanthoshaBinBasavaraj	4134	2	6	0.57
	MuddappanavaraShivaraja BinGurushanthappa	4135	2	7	0.53
	BajareddiLakhmappa	4136	3	1	0.88
	MasanagiVijayKumar Bin Ukkundappa	4137	3	2	1.45
	SankappanavaraShobha	4137	4	1	0.60
	Doddamani Pirm Bi KomRaja Sab	4139	4	2	1.14
	DodmaniHajarath Sab	4140	4	3	1.15
	ShankappanavaraMalishanthappa	4141	4	4	0.39
	Jagadisha Ramanagouda Chandrappanavar	4142	4	5	1.00
	VenkateshaSubramanya Daivajna	4143	5	2೧	2.00
	MasangiVijaya Kumar Bin Ukkundappa	4144	5	2೧	0.27
	Barki Nagappa	4145	5	1	1.77
	MasangiAjjappa	4146	5	2೉	2.25
	MasangiAjjappa	4147	5	2೉	2.00
	MuddappanavaraHanumanthappa	4148	5	3	1.39
	GaudarKrishangouda	4149	6	1	0.95
	GaudarRamanagouda	4150	6	2೉	0.94
	GaudarPakkiragouda	4151	6	2೧	0.80
	MuddappanavaraMahesha BinChandrappa	4152	6	3	1.09
	Muddappanavara Basavaraja	4153	6	4	0.34
	MuddappanavaraSanthoshaBinBasavaraja	4154	6	5	0.34

	MuddappanavaraShivaraja BinGurushanthappa	4155	6	6	0.74
--	---	------	---	---	------

MICRO CODE	Name of Farmer	Farmer Code	Survey No		Area (Ha)
	Badigera Dattatherya BinDamodarappa	4156	7	1+3	0.74
	Rudrachari TandeShekappa BadagiUrph Badarera	4157	7	1+3	0.42
	Shankrappa Banakara	4158	7		1.82
	Gangola Puttappa	4159	7		0.66
	Prakasha TandeNandeppa Koppada	4160	7	1+3ಫ	0.45
	Shandrappa Banakara	4161	7		0.74
	BadagiSamachari	4162	7	1+3	0.74
	TalavarUrph Olekar Suresha	4163	7	1+3	0.57
	Virupakshappa Banakara	4164	7	1+3ಕ	0.66
	Sidenura Mahadevappa	4165	7	1+3ಫ	0.81
	Sidenura Hanumanthappa	4166	7	1+3ಫ	0.75
	Ramesha Banakara	4167	7	2	0.33
	Virupakshappa Banakara	4168	7	2	1.08
	MuddappanavaraHanumanthappa	4169	8	1೉	1.07
	Chaudappanavara Lekkavva	4170	8		1.26
	DoddakannagoudarChannagouda	4171	8		1.14
	DoddakannagoudarChannagouda	4172	8		1.25
	MuddappanavaraGurushanthappa	4173	8	16	1.25
	MuddappanavaraRenukha	4174	8	16	1.25
	MuddappanavaraGurushanthappa	4175	8	16	0.58
	GoudarYamanamma	4176	8	1ೃ	0.80
	GoudarYamanappa	4177	8	1ೃ	0.40
	HosalliRenukha	4178	8	1ೃ	0.17
	Devendrappa TandeBharamappa Pujara	4179	8	2ೃ	0.17
	SathishaPujar	4180	8	4	0.17
	Shivappa TandeSathyappa Pujara	4181	8	5	0.17
	Devendrappa TandeBharamappa Pujar	4182	8	6	0.17
	Chandrappa TandeBharamappa Pujar	4183	8	7	0.41
	Manjappa TandeBharamappa Pujar	4184	8	8	0.64
	MuddappanavaraMalishanthappa	4185	9	1	1.20

	Muddappanavra Malishanthappa	4186	9	1	1.10
--	------------------------------	------	---	---	------

MICRO CODE	Name of Farmer	Farmer Code	Survey No		Area (Ha)
	Muddappanavra Basangouda	4187	9	1	0.41
	MuddappanavaraShankravva Kom Basavanneppa	4188	9	1	0.56
	MuddapanavaraMalishanthappa	4189	9	2೨1	0.440
	MuddappanavaraMalishanthappa	4190	9	2೨1	0.480
	Muddappanavra Karigouda BinBasavanneppa	4191	9	2೨2	0.820
	MuddemmanavaraKarigouda BinBasavanneppa	4192	9	2೨1	2.780
	MuddammanavaraBasanagouda	4193	9	2೨2	0.300
	LingadahalliNagappa	4194	9	3	1.500
	Shivananda TandeBasavanneppa Muddappanavara	4195	9	4	0.900
	Manju Muddemmanavara	4196	9	5	1.600
	SanthoshaMuddemmanavara	4197	9	6	1.400
	HottigoudaraLinganagouda BinGurushanthappa	4198	10	1	1.400
	HottigoudaraGadigeppagouda Gurushanthappa	4199	10	2೨	1.200
	VevundiPakkireddi	4200	10	2೨	1.200
	GaudarGovindagouda	4201	10	3	1.400
	GoudarBhimanagouda	4202	10	4	1.980
	HottigoudarBasangouda BinGurushanthappa	4203	10	5	1.950
	MasangiGangavva Kom Nagappa	4204	11	1	0.800
	MasanagiGangavva Kom Nagappa	4205	11	2	0.600
	ShetasatadiRahamanSab	4206	11	2೨	1.510
	Patil Rathavva Kom Dharamgouda	4207	12	1	0.660
	Hanumangouda TandeShandrappa UrphShankragouda Sarada Urph Dollamarada	4208	12	2	0.660
	GaudarSiddangouda	4209	13	2೨	0.390
	GaudarManjunagouda	4210	13	2೨	0.380
	Kannala UrphGangadhara	4211	13	1೨	0.380
	Kannala UrphHosamaniGurushanthappa	4212	13	1೨	0.380
	Kannala UrphHosamaniUjjappa	4213	13	1೨	1.200
	Kannala UrphHosamaniHucchappa	4214	13	1೨	1.500
	UjjappanavaraHanumanthappa	4215	13	1೨+1೨	2.000
	KadaramandalagiBasavanthappa Urph Basavarajappa	4216	13	2೨	1.000



	Patil Rathavva Kom Dharmagouda	4217	13	3	1.850
--	--------------------------------	------	----	---	-------

MICRO CODE	Name of Farmer	Farmer Code	Survey No		Area (Ha)
	HorakeriKrishanppa BinRammappa(Uttara)	4218	14	1೉	0.250
	ChaudappanavaraGadigeppa BinLinganagouda	4219	14	1೧	1.540
	UjjappanavaraChannappa	4220	14	2೉	0.240
	Horakeri Hanumappa	4221	14	2೧	0.250
	UjjappanavaraKarilingappa	4222	14	3	0.370
	UjjappanavaraMahadevappa	4223	14	4	1.000
	UjjappanavaraHanumanthappa	4224	14	5	0.370
	Horakeri Nagappa	4225	14	6	0.410
	UjjappanavaraKurvatteppa BinShankrappa	4226	14	7	0.200
	Madukara Channagoudar	4227	14	8	0.180
	Madhukara Channagoudar	4228	14	9	0.170
	HosagoudaraNilavva Kom Gasangouda	4229	15	1೪	0.170
	HosagoudarRudrappa	4230	15	1೪	0.180
	HosagoudarJatteppa	4231	15	1೪ 1	0.350
	HosagoudarVirupakshappa	4232	15	1೪ 1	1.340
	HsagoudarShanthavva Kom Somappa	4233	15	1೪ 3	0.600
	HottigoudarRamanagouda	4234	15	2	0.600
	UjjappanavaraBasavanthappa	4235	15	2	2.400
	UjjappanavaraUjjappa	4236	15	3	0.180
	HottigoudarNagappa	4237	15	4	0.170
	HosagoudarGurushanthappa	4238	15	5	0.300
	HosagoudarKannagoudar BinShanmukhappa	4239	15	6	0.290
	HosagoudarGurushanthappa	4240	16	1೉	0.290
	HosagoudarShanthavva	4241			0.300
	HosagoudarChandragouda BinBasangouda	4242			0.290
	HosagoudarJatteppa	4243			1.150
	HosagoudarVirupakshappa	4244			1.150
	Gudugura Lalithavva	4245			2.470
	Gudugura Virupakshappa	4246			1.510
	ChoudppanavaraHanumanthapa BinMaliyappa	4247			0.300

	KunchurHalappa	4248			0.300
--	----------------	------	--	--	-------

MICRO CODE	Name of Farmer	Farmer Code	Survey No		Area (Ha)
	HosagoudaraRudrappa	4249			0.300
	HosagoudarKannagoda BinShanmukhappa	4250			0.600
	HosagoudarShanthavva	4251			0.880
	Patial Rathanavva Kom Dharmagouda	4252			0.940
	KunchurMahadevappa BinBhimappa	4253			1.270
	KunchurBasavanneppa	4254			1.660
	MuddemmavaraBasanagouda	4255			1.300
	KunchurGurushanthappa	4256			1.510
	MasangiShivanandappa	4257			1.200
	MasangiHucchappa	4258			0.430
	MuddappanavaraParameshappa	4259			0.430
	MuddappanavaraChanbasavva	4260			0.520
	MuddappanavaraHonnava	4261			1.200
	MruthunjayaTandeGulappa Muddappanavara	4262			1.380
	MuddappanavaraPuttappa	4263			0.430
	KunchurHalappa	4264			0.340
	MuddappanavaraShankrappa BinUkkundappa	4265			0.350
	Hirematha Virabhadrayya	4266			0.340
	Hirematha Shivamuthayya	4267			0.340
	Hiremata Jagadevayya	4268			0.340
	Hiremata Gurushathappa	4269			0.500
	Hirematha Jayadevayya	4270	22	2೉	0.400
	Kabbinakantimata Halasiddayya	4271	22	2ೃ	0.500
	Hiremata Gurushanthayya	4272	22	3	1.750
	MuddannanavaraMahadevappa	4273	23	1	1.740
	MuddammanavaraSuresha	4274	23	2	0.840
<b>TDKoppa</b>	<b>PujaraKanakappa</b>	<b>4275</b>	<b>1</b>	<b>*</b>	<b>0.110</b>
4D4C5T1c	NagarajaTandeRangappaReddi	4276	2	1೉	0.470
	PakkirappanvaraChayadevi	4277	2	1ೃ	0.470
	PakkirappanavaraManjapa	4278	2	1ೄ	0.200

	Patil Indravva Kom Linganagouda	4279	2	2	0.160
--	---------------------------------	------	---	---	-------

MICRO CODE	Name of Farmer	Farmer Code	Survey No	Area(Ha)
	Patil Girishagouda	4280	22 □ □	1.230
	Nagaraja Tandelshavarappa Urphishappa Sadara	4281	2 5	0.180
	MuddappanavaraGadhigepa	4282	2 6	0.160
	GoudaraPrakasha BinRanganaouda	4283	3 10	0.150
	GoudaraChannabasanagouda BinRanaganagouda	4284	3 11	0.200
	RenukaNegalura	4285	3 12	0.950
	Patil Chanabasanagouda	4286	3 2	0.920
	Mallura Venkappa	4287	33 3	0.680
	GoudaraChannabasanagouda	4288	33 2	0.520
	GoudarYallanagoda BinRanganagouda	4289	3 7	0.220
	GoudaraHanumanthagouda BinRanganagouda	4290	3 8	0.140
	GoudarManjanagouda BinRanganagouda	4291	3 9	0.130
	Kereya	4292	4*	0.860
	BanakaraUrph MulimaniDharmappa	4293	54 2 5	0.500
	Kaganala Jangappa	4294	52 2 3 2	0.110
	DhasareddiMelagiriappa	4295	52 2 3 2	0.140
	DasareddiRangappa	4296	52 2 3 2	0.150
	DasareddiRamappa	4297	52 2 3 2	0.290

BanakaraUrph MulimaniVasappa	4298	54	5	0.520
Basamma	4299	54	5	0.200
Dasarada Krishnappa BinBasappa	4300	5	6	1.530
BanakaraUrph MulimaniSushilamma Kom Balappa	4301	5	7	0.300
Olekara UrphThalavaraNagaraja	4302	6	1	0.720
ThalavaraNagappa	4303	6	2	2.440
Patil Ranganagouda	4305	8	10	0.130
Patil Shekanagouda	4306	8	11	0.130
MathadVirayya	4307	8	12	0.680
Nagarathana Kom Danayya Mathada	4308	8	3	0.580
Koppada Ashok	4309	8	4	0.400
Shekanagouda Nilanagouda Patil	4310	8	7	0.360
Patil Krishnagouda	4311	8	8	0.360

MICRO CODE	Name of Farmer	Farmer Code	Survey No	Area (Ha)
	Dasaraddera Sunitha	4312	9 2ಕ	0.310
	Dasareddera Hanumareddi	4313	9 2ಫ	0.490
	BanakaraLakshmana BinYallappa	4314	9 1	1.580
	DarareddiYallareddi	4315	9 2ಇ	0.490
	DabalappanavaraMallavva Kon Dharmareddi	4316	10 *	2.290
	ThalavaraGovindappa	4317	10 *	1.240
	MuddappanavaraShamala Kom Basavanneppa	4318	11 1	2.500
	Mathada Nilavva	4319	11 2ಉ	1.120
	Mathada Gauramma Kom Pakkirayya	4320	11 2ಕ	1.120
	Mathada Siddayya BinChannabasayya	4321	11 2ಒ	2.240
	Koppada Irappa	4322	12 1	0.800
	Koppada Manjappa	4323	12 1	0.800
	Negalura Ningappa	4324	12 1	0.920
	Negalura Praksha	4325	12 1	0.910
	MuddappanavaraKruvattheppa BinMahadevappa	4326	12 2	1.780
	MuddappanavaraKuruvattheppa BinMahadevappa	4327	12 3	1.420
	Kademani KariyammaKom Rangappa	4328	13 2ಉ	0.760
	KademaniHanumappa	4329	13 2ಉ	0.380
	Kademani KariyammaKom Rangappa	4330	13 2ಉ	0.380
	MadaraUrph NaduvinamaniChaudappa BinRangappa	4331	13 2A	1.880
	Negalura Ningappa	4332	13 2ಒ	1.140
	Negalura Prakasha	4333	13 3	1.150
	Olekara Irappa	4334	14 1ಉ	1.260
	Olekara Mahadevappa	4335	14 1ಕ	1.040
	Olekara Mahadevappa	4336	14 1ಒ	0.800
	Maidura Venkaraddi	4337	14 1ಱ	1.160
	NaduvinamaniSiddappa	4338	14 2	2.150
	Billalli UrphSomakkanavraMahadevappa	4339	15 1	2.960
	Muttura Giriappa	4340	15 2	0.600
	SadaraUrph Koppada Rudramma	4341	15 3	2.480



	Mattura Thimmappa	4342	15	4	0.620
--	-------------------	------	----	---	-------

MICRO CODE	Name of Farmer	Farmer Code	Survey No		Area (Ha)
	GubbiBarabasavva Kom Ishvaragouda	4343	15	5	0.350
	Mudihala Benakappa ( Madhyabaga)	4344	15	6	0.350
	Mudihala Hanumanthappa (Madhayabaga)	4345	15	7	0.350
	Mudihala Karbasappa	4346	15	8	0.350
	Mallura Basavaraja	4347	17	1	1.200
	TalavaraHonnappa	4348	17	2	0.930
	DasaraddiKrishanppa BinBasappa	4349	17	2	0.930
	TalavaraBharamappa	4350	17	3	0.590
	Patil Rathnavva	4351	17	4	0.820
	Patil Jagadishagouda	4352	17	5	0.820
	Patil Umeshagouda	4353	17	6	0.820
	Patil Sarada Kom Yallanagouda	4354	17	7	0.830
	TalavaraUrph Olekara Rangappa BinRamappa	4355	17	9	0.580
	GirishareddiHanumareddera	4356	20	2೉	0.280
	Pavana KumarTandeKarbasappaMalladada	4357	20	2೯	0.330
	UmaThandeShanmukappa SunkapuraLagnada UmaKom AshokMannura	4358	20	2೯	0.450
	AshokTandeNagappa Mannura	4359	20	2೯	0.410
	GirishareddiHanumaraddera	4360	20	2೧	0.560
	KadligondiBasappa	4361	20	2೧	0.410
	Siddappa Urph Siddappa Sadara	4362	20	1	0.610
	Vinayaka NingareddiBanakara	4363	20	2೉	0.250
	KadigondiBasappa	4364	20	2೧	0.410
	SadaraShankrappa	4365	20	3	0.300
	Sadara BasammaKom Shivappa	4366	20	4	0.310
	Sadaralshvarsappa	4367	20	5	2.410
	NingareddiPakkireddiBanakara	4368	20	6	0.350
	Sanmukhappa TandeShivappa Sunkapura	4369	20	7	0.240
	Mathada Virabasayya	4370	21	3೭	0.790
	Naganagouda Ramanagouda Hottigoudara	4371	21	1	1.470
	MotebennurBharamappa	4372	21	2	1.580

	Mathada GawrammaKom Pakkirayya	4373	21	3௭	0.790
--	--------------------------------	------	----	----	-------

MICRO CODE	Name of Farmer	Farmer Code	Survey No		Area (Ha)
	ByadagiChanbasappa	4374	21	4	1.600
	Patil Ranganagouda	4375	31	2೉	0.320
	Patil Siddanagouda	4376	31	2ೃ	1.930
	Barki Hanumanthappa BinBasappa	4377	31	3ೃ	0.800
	Kabbera Nilamma	4378	31	3ೃ	1.070
	Bharamappa TandeBasappa Barki	4379	31	3ೃ	0.200
	HullattiRamappa	4380	31	3ೃ	0.470
	KumbaraKarabasappa	4381	31	1	0.980
	KumbaraPakkirappa	4382	31	1	0.850
	KumbaraVenkatappa	4383	31	1	0.850
	ChakrasaliUrph KumbaraSureshappa	4384	31	2೉	0.310
	Barki Pakkirappa BinNagappa	4385	31	3೉	0.400
	Barki Bhimappa BinBharamappa	4386	31	3ೃ	0.550
	Kabbera Nilamma	4387	31	3ೃ	1.070
	Bharamappa TandeBasappa Barki	4388	31	4	0.400
	Barki Bharamappa	4389	31	5	0.400
	Barki Hanumanthappa BinPakkirappa	4390	31	6	0.600
	Hanumanthappa Bhimappa Barki	4391	31	7	0.300
	Barki Yallappa BinBharamappa	4392	31	8	0.550
	Barki Shivappa BinNagappa	4393	31	9	0.400
	KumbaraKarbasappa	4394	31	1	0.980
	Kumara Urph ChakrasaliYallavva				0.500
	ChakrasaliUrph KumbaraHanumavva Kom Pakkirappa	4396	31	1೉	0.850
	BilalliUrph SomakkanavarNagappa	4397	32	1	2.360
	Sidaganala Girijavva	4398	32	2	1.200
	Hadarageri Basayya	4399	32	3	1.200
	Sidaganala Ningappa	4400	32	4	1.200
	Sidaganala Bharmappa	4401	32	5	0.900
	TalavaraGovindappa	4402	32	6	0.900
	GoudarShivanagouda	4403	33	1ೃ	0.330

	GaudarShivanagouda	4404	33	2೯	0.610
--	--------------------	------	----	----	-------

MICRO CODE	Name of Farmer	Farmer Code	Survey No		Area (Ha)
	GaudarKrishangouda	4405	33	2೧	1.000
	GaudarViranagouda	4406	33	1೯	0.950
	KadlerKorappa BinNinagappa	4407	33	3	1.620
	Kereyu	4408	34	*	1.460
	DabalappanavaraHemareddi	4409	35	2೯	0.360
	DavalappanavaraHemareddi	4410	35	2೧	0.550
	Patil Nialanagouda	4411	35	1	0.590
	Negalura Prakasha BinMahadevappa	4412	35	3	1.320
	Nilanagouda TandeShekanagouda Patil	4413	35	4	0.170
	MasangiGurushanthappa	4414	36	1೯	2.020
	Shivanandappa Ukkaundappa Msanagi	4415	36	1೧	0.880
	MasanagiJagadisha BinBharammappa	4416	36	1೧	0.440
	HadimaniSankrappa	4417	36	1೧	0.900
	Basavaraja TandeMahadevappa Hadhimani	4418	36	1೧	0.900
	Sidaganala Ramappa	4419	36	2	1.200
	MuddappanavaraShanthavva	4420	36	3	1.430
	MasanagiChandrappa BinBharamappa	4421	36	4	0.450
	BanakaraYallavva Kom Bhumareddi	4422	37	1೯	0.440
	Kadligondi Basavaraja	4423	37	1೧	1.790
	BanakaraRangappa	4424	37	1೯	0.510
	Sidaganala Hemappa BinMalathesha	4425	37	1೯	0.440
	BanakaraHanumappa	4426	37	1೯	0.440
	Hanumappa Mudihala	4427	37	2೯	1.090
	ChaudappanavaraShekanagouda				1
	MasangiVirappa	4428	37	2೯	2.530
	Shivappa Mudihala	4429	37	2೯	1.210
	NagareddiSomareddiBanakara				1
	Shivappa Mudihala	4430	37	2೯	1.210
	Sarada Maliyappa				1
	Sarada Shivappa	4431	37	2೯+2	0.800

	Sanmani Umesha				200.00
--	----------------	--	--	--	--------

MICRO CODE	Name of Farmer	Farmer Code	Survey No	Area (Ha)
	Bebi TandeMaliyappa Sarada	4432	37 2೨+2	0.800
	Bebi TandeMaliyappa Sarada			0.1000
	Sarada Shivappa	4433	37 4	0.280
	SanmaniHanumanthapa BinBharamappa	4434	37 4	0.280
	SanmaniKuberappa BinKannappa			1
	SanmaniSuresha BinBharamappa	4435	38 2೪+2೮	1.170
	Kunchura Garushanthappa			200.00
	Kunchura Gurushanthappa	4436	38 2೪+2೮	1.170
	DodmaniGurushanthappa Binlrappa	4437	38 1	1.180
	KademaniHanumappa			1
	KademaniBharamappa	4438	38 1	1.170
	HoliyammanavaraUrph Madara Nagaraja	4439	38 2೨	0.520
	MadaraNagaraja Bin Rangappa			1
	MadaraNingappa	4440	38 2೩	0.610
	MadaraRangappa			1
	KadenaniDurgappa	4441	38 3	0.550
	MadaraRangappa BinHanumappa			1
	MadaraNagappa	4442	39 *	1.370
	MadaraMallavva	4443	39 *	3.890
	MadaraNagappa			200.00
	MadaraYallappa	4444	39 *	1.320
	MadaraRangappa	4445	39 *	1.320
	Ranganagouda Goudra			0.4000
	SadaraUrph Koppada Rudramma	4446	40 8೨	0.430
	DasareddiMelagiriappa BinHanumappa	4447	40 8೩	0.410
	DasreddiVemaraddi	4448	40 1	0.530
	DasareddiShekhappa	4449	40 10	1.490
	DasareddiRangappa	4450	40 11	0.120
	DasareddiRangappa BinHanumappa			2
	DasareddiJagannatha	4451	40 2	0.110



	Patil Naganagouda BinLakshmanagouda	4452	40	3	0.160
--	-------------------------------------	------	----	---	-------

MICRO CODE	Name of Farmer	Farmer Code	Survey No		Area (Ha)
	DasareddiGangamma	4453	40	4	0.630
	Nayaka Nagabhushan	4454	40	5	0.200
	Nayaka Vasantha				1
	Thimmappa Hanumappa Belura	4455	40	6	0.710
	Bharamappa Lakshmappa OlekaraUrphThalavara	4456	40	7	0.240
	Olekara UrphThalavaraHonnappa	4457	40	9	0.320
	Patil Venkanagouda BinNaganagouda	4458	40	9	0.320
	Chaudappa Rangappa NaduvinamaniUrph Madara	4459	41	1	0.600
	Rangareddera Iniravva	4460	41	2+3+4	0.670
	Kademani KariyammaKom Rangappa	4461	41	2+3+4	0.820
	Kademani KariyammaKom Rangappa	4462	42	1ಠ	0.190
	DasareddiVemareddi	4463	42	1ಠ	0.390
	Sunkapura Nagaraja	4464	42	1ಠ	0.420
	Sunkapura Nagaraja	4465	42	1ಠ	0.190
	DasaraddiShekhappa	4466	42	1ಠ	0.190
	GoudarShivanagouda	4467	42	1ಠ	0.190
	GaudarKrishangouda	4468	42	2	1.200
	MevundiRathna	4469	42	3	1.760
	MevundiRathna	4470	42	4	1.200
	GoudarBharamagouda	4471	42	5	1.600
	GoudaraHemanagouda	4472	42	9	0.980
	MevundiPundalikappa	4473	43	1	1.860
	GoudarNaganagouda	4474	43	3A	0.680
	MuddappanvaraPuttappa	4475	43	3A X-1	0.400
	Muddappanavra Karbasappa BinMahadevappa	4476	43	2ಠ	0.630
	MuddappanavaraGadigeppa	4477	43	2ಠ	0.110
	MuddappanavaraChannabasavva	4478	43	2ಠ	0.650
	MuddappanavaraKarbasappa BinMahadevappa	4479	44	2ಠ	0.690
	MuddappanvaraPuttappa	4480	44	2ಠ	0.660
	MuddappanvaraSuresha BinUkkundappa	4481	44	1	0.940

	Negalura Ningappa	4482	44	2೉	1.580
--	-------------------	------	----	----	-------

MICRO CODE	Name of Farmer	Farmer Code	Survey No		Area (Ha)
	DasareddiMelagiriappa	4483	44	2ಕ	1.420
	DasareddiVemareddi	4484	44	2ಬ	0.660
	BanakaraHoliyappa	4485	44	3	0.400
	DasareddiRangappa	4486	44	4	1.340
	DasareddiShekappa	4487	44	5	0.800
	DasareddiJagannatha	4488	44	6	0.400
	DasareddiRamappa	4489	45	1ಅ	0.780
	DasareddiGangamma	4490	45	1ಕ	0.370
	BanakaraUrpahMulimaniVasappa	4491	45	1ಡ	0.360
	BanakaraUrph MulimaniVasappa	4492	45	1ಬ	0.780
	Kaganala Gangappa	4493	45	2ಅ	0.330
	BanakaraUrph MulimaniVasappa	4494	45	2ಕ	1.030
	Mathada Siddayya	4495	45	1ಅ	0.780
	Mathada Viravasayya	4496	45	2ಬ	0.700
	Goudra Basnagouda BinNinganagouda	4497	45	3	1.260
	Mallura Venkareddi	4498	45	4	1.310
	Mallura Venkareddi	4499	46	1ಅ	0.180
	Patil Ninganagouda	4500	46	1ಡ	0.180
	Goura Pakasha	4501	46	2ಕ+2ಡ	0.870
	Patil Ninganagouda	4502	46	1ಇ	0.190
	Goudra Ningavva	4503	46	1ಕ	0.180
	Goudra Basanagouda BinNinganagouda	4504	46	1ಫ	0.190
	DasareddiGangamma	4505	46	1ಬ	0.180
	Patil Girishagouda BinBasangouda	4506	46	2A+3	1.760
	Patil Girishagouda BinBasangouda	4507	46	2ಇ	0.360
	Patil Ranganagouda	4508	46	2ಬ	0.450
	Goudra Shanthavva	4509	46	2ಬ	0.450
	Goudra Nilanagouda	4510	46	2ಬ	0.110
	Patil Chanbasanagouda BinBasangouda	4511	47	3ಅ	0.300
	Patil Indravva Kom Linganagouda	4512	47	3ಬ	0.300

	Kuntimenti Nagappa	4513	47	1	1.420
--	--------------------	------	----	---	-------

MICRO CODE	Name of Farmer	Farmer Code	Survey No		Area (Ha)
	Billalli UrphSomakkanavaraBharamappa	4514	47	2	0.880
	NaduvnamaniPrabhu	4515	47	4	0.680
	Nagayya TandeChanbasayya Mathada	4516	47	5	0.360
	Billalli UrphSomakkanavaraBharamappa	4517	47	6	0.840
	SadaraBasappa Bi Shivappa	4518	47	7	0.360
	Somakkanvara Jayamma	4519	48	1	0.400
	DobalappanavaraMallavva Kom Dharmareddi	4520	48	2	1.710
	SadaraRudrappa	4521	48	3	1.730
	Negalura Ningappa	4522	48	4	1.200
	PriyankaGoudra Urph Patil	4523	48	5	1.940
	HottgoudarSunanda	4524			
	Dasareddera Sunitha	4525			
	Dasareddera Yallareddi	4526			
	KaganalBasappa	4527			
	Rangappa Kaganala	4528			
	Rangappa Kaganala	4529			
	Kaganala Pakkireddi	4530			
	HullattiRamappa	4531			
	HullattiRamappa	4532			
	Maruthi TandeHanumanthappa Vadevi	4533			
	Maruthi TandeHanumanthappa Vadevi	4534	49	4a	0.790
	Kaganala Thimmappa	4535	49	5a	0.860
	Kaganala Thimmappa	4536	49	6	0.360
	Kaganala Ningappa	4537	50	1a	0.840
	Kaganala Mamatha Urph Jalajakshi	4538	50	1a	0.980
	Thimmappa Hanumappa ItagiUrph Belura	4539	50	1a	0.500
	BanakaraYallavva Kom Bhumareddi	4540	50	2	3.390
	KadligondiManjappa	4541	50	3	0.530
	Negalura Prakasha	4542	50	4	0.800
	KadligondiManjappa				0.500

	KulkarniShanthabayi Kom Gurunatha	4544	51	1	1.200
--	-----------------------------------	------	----	---	-------

MICRO CODE	Name of Farmer	Farmer Code	Survey No		Area (Ha)
	MulimaniUrph Banakara Hemappa	4545	51	2	1.660
	Kaganala Saroja Kom Hucchappa	4546	51	3	3.010
	Sidaganala Indravva	4547	51	4	0.250
	Goudra Basanagouda	4548	51	5	0.670
	PujaraYenkappa BinHanumanthappa	4549	51	6	0.840
	Mathada Thippyya	4550	51	7	0.820
	Mathada Nagayya	4551	52	1೉	0.420
	PujaraYankappa BinHanumappa	4552	52	1೉	0.420
	PujaraRangappa	4553	52	1ೞ	0.310
	PujaraYogisha	4554	52	16	1.930
	Sidaganala Hemappa BinMalathesha	4555	52	1೉	0.580
	Manjappa TandeMalathesha Sidaganala	4556	52	1೉	1.320
	YogiDyavareddi	4557	52	1ೞ	1.120
	MegalamaniRevappa	4558	52	1ೞ	0.360
	MegalamaniRevappa	4559	52	1ೞ	0.800
	Yogi PraveenaBinNamareddi	4560	52	1ೞ	1.110
	Goudra Basanagouda	4561	52	2	0.840
	Goudra Basanagouda BinNinganagouda	4562	52	3	0.580
	Goudra Basanagouda BinNinganagouda	4563	53	1	0.800
	Ninganagouda Goudra	4564	53	2೉	0.200
	Benakanakonda Girijavva	4565	53	2೉	0.370
	Goudra Prakasha	4566	53	2ೞ	0.480
	Goudra Ravendragouda	4567	53	3೉	0.530
	Goudra Ravindragouda	4568	53	3ೞ	0.520
	GiraddiKanthesha	4569	53	4೉	0.590
	Bidari Nagaraja Pakkirappa	4570	53	4ೞ	0.530
	Manjula TamSitharamaGireddi	4571	53	5	1.050
	BadagiUrph Badigera Ganeshappa	4572	53	6	0.400
	Mavinatopa Lila	4573	53	7	0.600
	MegalamaniJatteppa	4574	54	1	1.980



	MegalamaniJatteppa	4575	54	2	2.800
--	--------------------	------	----	---	-------

MICRO CODE	Name of Farmer	Farmer Code	Survey No		Area (Ha)
	Goudra Ravinragouda				1
	GoudaraManjanagouda bin Ranganagouda	4576	54	2	2.800
	IngalagondiShivappa	4577	54	3	1.970
	SadaraRudrappa	4578	55	1	0.450
	Arera UrphAngadiThirakappa	4579	55	1	1.320
	Tumminakati BabuSab	4580	55	2	1.870
	Bidari Dadaphir	4581	56	1	1.290
	Mudenura Bharamappa	4582	56	2	0.290
	SadaraHanumanthappa BinShivappa	4583	56	3	0.310
	Arera Urpah AngadiGaneshappa	4584	56	4	1.760
	Olekara Rangavva Kom Hanumappa	4585	57	2೉	1.130
	Olegara Rangavva Kom Hanumanthappa	4586	57	2೯	1.600
	Basappa Urph Basavaraja TandeKariyappa OlekaraUrph Talavara	4587	57	2೧	0.560
	Basappa Urph Basavaraja TandeKariyappa OlekaraUrph Talavara	4588	57	1	3.040
	HalliUrph TalavaraRamappa	4589	58	1೉	0.810
	Olekara Rangappa	4590	58	1೯	1.210
	TalavaraUrph Olekara Rangappa	4591	58	1೧	0.400
	Valikara Urph TalavaraBasavanthappa	4592	58	2	1.030
	TalavaraBharamappa				1
	TalavaraUrph Olekara Rangappa BinRamappa	4593	59	1	1.590
	TalavaraUrph Olekara Rangappa	4594	59	2	0.780
	TalavaraBharamappa	4595	59	3	0.760
	HottigoudarChandrashekarappa	4596	59	4	0.720
	Bharamagouda Ramanagouda Hottigoudar	4597	59	4	0.720
	Bharamagouda Ramanagouda Hottigoudar	4598	59	4	0.200
	HottigoudarChandrashekarappa	4599	59	5	0.740
	Sidaganala Rangareddi	4600	59	6	0.760
	SadaraKarbasappa	4601	60	5ೃ	0.260
	Koppada Manjavva	4602	60	5೯	0.290
	Hanumappa Bharamappa Kademani	4603	60	5ೠ	0.180

	Mathada Virabasayya BinChannabasayya	4604	60	5ಫ	0.260
--	--------------------------------------	------	----	----	-------

MICRO CODE	Name of Farmer	Farmer Code	Survey No		Area (Ha)
	Siddappa TandeHanumappa Pujara	4605	60	5೧	0.970
	TalavaraGovindappa	4606	60	1	0.640
	IngalagondiShanmukhappa	4607	60	2	0.560
	IngalagondiShivappa	4608	60	3	0.150
	Jagadisha Patil	4609	60	4	1.840
	Gangappa Hanumappa Kaganala	4610	60	6	0.150
	Patil Umeshagouda				0.0000
	Sidiganala Subhashreddi	4611	60	7	0.560
	Gangappa Hanumappa Kaganala	4612	60	8	0.400
	Umeshagouda Patil	4613	60	9	0.380
	Patil Sarada Kom Yallanagouda	4614	61	1	2.860
	Patil Rathnavva	4615	61	2೨	0.840
	Patil Jagadisha	4616	61	2೧	2.450
		4 4617	61	3	1.550
Benkankonda	Veeranagouda Rudragouda Polisagouda	4627	17	3	0.086
4D4C5T1c	Peter Ujjappa	4628	17	5	0.086
	Peter Siddappa	4629	17	6	0.086
	Peter Shivappa	4630	17	7	0.086
	Peter Shivappa	4631	17	7	0.086
	Parvathavva Devasura	4632	17	8	0.086
	Lakshmana TandeSahadevappa Shidlanna	4633	18	1	0.086
	MadaraBaramappa	4634	18	10	0.086
	MadaraKariyappa	4635	18	12	0.086
	MotherisGreat	4636	18	13	0.086
	MadaraMallappa	4637	18	13	0.086
	MadaraKariyappa	4638	18	16	0.086
	Shidlanna Sahadevappa	4639	18	17	0.086
	Subhashchandra Thalavadu UrphOlekara	4641	18	19	0.086
	MadaraKarabasappa	4642	18	2	0.086
	MadaraSannamathangeppa	4643	18	20	0.086

	MadaraNeelappa	4644	18	3	0.086
--	----------------	------	----	---	-------

MICRO CODE	Name of Farmer	Farmer Code	Survey No		Area (Ha)
	MadaraKariyappa	4645	18	4	0.086
	Shidlannavar Gauravva	4646	18	6	0.086
	Hollybasanna Calm	4647	18	8	0.086
	MukkannavaraBasappa	4648	18	9	0.086
	MaygalamaniRevanappa	4649	19	*	0.086
	MaygalamaniMallappa	4650	20	1.20.	0.086
	MaygalamaniChanbasappa	4651	20	10	0.086
	MyagalamaniRevannappa BinKarbasappa	4652	20	11	0.086
	Gurulingappagouda Maheshappa	4653	20	12	0.086
	MaygalamaniUjjappa	4654	20	13	0.086
	Ningappa Basappa Gundappa Urph	4655	20	14	0.086
	Gundappa Hanumanthappa	4656	20	14 <sup>ಅ</sup>	0.086
	Manjula Urph Lakshmi CoVasanthara Kallappagouda Manjula TandeNagppa Muddila La	4657	20	14 <sup>ಕ</sup>	0.086
	MagalamaniBsappa	4658	20	14 <sup>ಬ</sup>	0.086
	MaygalamaniMallappa	4659	20	14 <sup>ಬ</sup>	0.086
	Manjula Tnadenagappa MunjulaUrph Lakshmi Mudhila Lagna Kom Vasantharaja Callap	4660	20	15	0.086
	MayagalamaniNagappa	4661	20	1 <sup>ಅ</sup>	0.086
	MaygalamaniRevanappa BinKarbasappa	4662	20	2. <sup>ಅ</sup>	0.086
	SusheelabaiMudenura Urph Beeraj	4663	20	2.ಕ.	0.086
	Ningappa Gundappa Urph	4664	20	2B	0.086
	Gurulingappa Maheshappa	4665	20	3 <sup>ಅ</sup>	0.086
	Gurulingappa Maheshappa	4666	20	3 <sup>ಬ</sup>	0.086
	MaygalamaniChanbasappa	4667	20	4	0.086
	MaygalamaniBasappa	4668	20	5	0.086
	MaygalamaniJettappa	4669	20	6+7+8	0.086
	MagalamaniBasappa	4670	20	6+7+8	0.086
	MaygalamaniRevanappa BinKarbasappa	4671	20	9	0.086
	Gurulingappada Maheshappa	4672	21	1	0.086
	GurulingappadaLinganagouda	4673	21	10	0.086
	Gurulingappada Linganaagouda	4674	21	2	0.086

	Gurulingappada Shivanadappa Gouda	4675	21	3	0.086
--	-----------------------------------	------	----	---	-------

MICRO CODE	Name of Farmer	Farmer Code	Survey No		Area (Ha)
	Gurulingappada Lingangouda	4676	21	4	0.086
	Pradeepa Gurulingappagouda	4677	21	5	0.086
	Gurulingappada Lingangouda	4678	21	6	0.086
	Shivanadappagouda Gurulingappagouda	4679	21	7	0.086
	Shivanadappagouda Gurulingappagouda	4680	21	8	0.086
	Shivanadappagouda Gurulingappagouda	4681	21	9	0.086
	Virupakshappa	4682	22	1	0.086
	Sureshappa	4683	22	2	0.086
	Nagaraja	4684	22	3	0.086
	Manjappa	4685	22	4	0.086
	Shivamurtheppa	4686	22	5	0.086
	Manjappa	4687	22	6	0.086
Yerekuppi	Goudra Krishangouda	4688	58	1	0.720
4D4C5T1c	Goudra Santhosagouda	4689	58	2	0.880
	Goudra Vasanthagouda	4690	58	3	1.640
	HarishaUkkaundappa Masangi	4691	58	4	1.200
	MasanagiNilavva Kom Maliyappa	4692	58	5	0.450



[Chapter-IV]4.3BaselineData-DetailsofExistingSoilMoistureConservationandWaterHarvestingActivities

VillageName	Survey No.	Activity Type:	ActivityName:	Unit	PerUnit Runoff Stored (TCM)	Existing No.ofstructures	Latitude (Degree-Min-Sec)	Longitude (Degree-Min-Sec)	IsInUsed 9Yes/No)	Progra mName	YearOr Constructio n(YYYY-YY)
Tirumaladeevarak opp	8	WaterHar vestingAct ivities	FarmPond	1	0.7	1	14.574	75.573	Yes	NREGA	2015-16
	14		FarmPond	1	0.7	1	14.572	75.572	Yes	NREGA	2015-16
	20		FarmPond	1	0.7	1	14.569	75.563	Yes	NREGA	2016-17
	35		FarmPond	1	0.7	1	14.576	75.562	Yes	NREGA	2016-17
	5		OpenWell	1	0.32	1	14.574	75.565	Yes	Old	Old
	34		Tank	1	30.24	1	14.574	75.562	Yes	Old	Old
	4		Tank	1	27.504	1	14.576	75.566	Yes	Old	Old
<b>Total</b>				7	60.864	7					

4.Net Planning and Projectactivities

Rs in lakhs

[Chapter-IV]4.4DetailsofProposedSoilMoistureConservationandWaterHarvestingActivities

Joisarahalli4D4C5T1c

VillageName	Farmer Code	FarmerName	Aadhar Card No	Survey Number	RateType (Manually/Machinery)	ActivityType(SoilMoisture ConservationActivity/Water HarvestingActivity)	ActivityName	Unit	UnitCost(InLakhs.)	Proposed Quantity	Latitude (Deg-Min-Sec)	Longitude (Deg-Min-Sec)	TotalCost(InLacs)	Site Photo
Joisarahalli	4036	KunchurSharavvaKomRamappa		56	*	Machinery	SoilMoistureConservation	TCB	Ha	0.05741	0.640	14.585	75.546	0.03674
								WasteWair	No	0.050	1			0.05000
								Forestry	Ha	0.1525	0.1000			0.01525
								Horticulture	Ha	0.22634	0.000			0.00000
4D4C5T1c	4037	ChaudappanavarShekanagouda		65	*	Machinery	SoilMoistureConservation	TCB	Ha	0.05741	0.840	14.585	75.546	0.04822
								WasteWair	No	0.050	2			0.10000
								Forestry	Ha	0.1525	0.2000			0.03050
								Horticulture	Ha	0.22634	0.000			0.00000
	4038	SankappanavaraHanumangouda		69	1	Machinery	SoilMoistureConservation	TCB	Ha	0.05741	0.400	14.585	75.546	0.02296
								WasteWair	No	0.050	1			0.05000
								Forestry	Ha	0.1525	0.1000			0.01525
								Horticulture	Ha	0.22634	0.000			0.00000
	4039	SankappanavaraRamesha		69	2	Machinery	SoilMoistureConservation	TCB	Ha	0.05741	0.400	14.585	75.546	0.02296
								WasteWair	No	0.050	1			0.05000
								Forestry	Ha	0.1525	0.1000			0.01525
								Horticulture	Ha	0.22634	0.000			0.00000
	4040	MuddappanavaraMalishanthappa		74	2+3	Machinery	SoilMoistureConservation	TCB	Ha	0.05741	1.730	14.585	75.546	0.09932
								WasteWair	No	0.050	2			0.10000
								Forestry	Ha	0.1525	0.3000			0.04575
								LRRS	No	2.500	1			2.50000
	4041	ChoudappanavarShekanagouda		74	1	Machinery	SoilMoistureConservation	TCB	Ha	0.05741	1.280	14.585	75.546	0.07348
								WasteWair	No	0.050	2			0.10000
								Forestry	Ha	0.1525	0.3000			0.04575
								Horticulture	Ha	0.22634	0.000			0.00000
	4042	MuddappanavarKuruvatteppaBinMahadevappa		74	1	Machinery	SoilMoistureConservation	TCB	Ha	0.05741	1.410	14.585	75.546	0.08095
								WasteWair	No	0.050	2			0.10000
								Forestry	Ha	0.1525	0.1500			0.02288
								Horticulture	Ha	0.22634	0.000			0.00000
	4043	MuddappanavaraKarvasavvaKomSharanappa		74	2+3	Machinery	SoilMoistureConservation	TCB	Ha	0.05741	1.730	14.585	75.546	0.09932
								WasteWair	No	0.050	2			0.10000
								Forestry	Ha	0.1525	0.3000			0.04575
								Horticulture	Ha	0.22634	0.000			0.00000
	4044	MuddappanavaraKuruvatteppaBinMahadevappa		74	4	Machinery	SoilMoistureConservation	TCB	Ha	0.05741	1.040	14.585	75.546	0.05971
								WasteWair	No	0.050	2			0.10000
								Forestry	Ha	0.1525	0.3000			0.04575
								Horticulture	Ha	0.22634	0.000			0.00000

							Horticulture	Ha	0.22634	0.000		0.00000
--	--	--	--	--	--	--	--------------	----	---------	-------	--	---------

VillageName	Farmer Code	FarmerName	Aadhar CardNo	Survey Number	RateType(Manually/Machinery)	ActivityType(SoilMoistureConservationActivity/WaterHarvestingActivity)	ActivityName	Unit	UnitCost(InLakhs.)	Proposed Quantity	Latitude(Deg-Min-Sec)	Longitude(Deg-Min-Sec)	TotalCost(InLacs)	Site Photo
	4045	SannamaniUmeshha		75 1e9	Machinery	SoilMoistureConservation	TCB	Ha	0.05741	0.340	14.585	75.546	0.01952	
							WasteWair	No	0.050	1			0.05000	
							Forestry	Ha	0.1525	0.1000			0.01525	
							Horticulture	Ha	0.22634	0.000			0.00000	
	4046	SannamaniKamalavvaKomRamappa		75 2e9	Machinery	SoilMoistureConservation	TCB	Ha	0.05741	0.680	14.585	75.546	0.03904	
							WasteWair	No	0.050	1			0.05000	
							Forestry	Ha	0.1525	0.1000			0.01525	
							Horticulture	Ha	0.22634	0.000			0.00000	
	4047	SannamaniLokesha		75 2c3	Machinery	SoilMoistureConservation	TCB	Ha	0.05741	0.420	14.585	75.546	0.02411	
							WasteWair	No	0.050	1			0.05000	
							Forestry	Ha	0.1525	0.1000			0.01525	
							Horticulture	Ha	0.22634	0.000			0.00000	
	4048	SannamaniSomashekhhar		75 2c0	Machinery	SoilMoistureConservation	TCB	Ha	0.05741	1.720	14.585	75.546	0.09875	
							WasteWair	No	0.050	2			0.10000	
							Forestry	Ha	0.1525	0.4000			0.06100	
							Horticulture	Ha	0.22634	0.000			0.00000	
	4049	SannamaniChannammaKomShivappa		75 1f8	Machinery	SoilMoistureConservation	TCB	Ha	0.05741	0.320	14.585	75.546	0.01837	
							WasteWair	No	0.050	1			0.05000	
							Forestry	Ha	0.1525	0.2000			0.03050	
							Horticulture	Ha	0.22634	0.000			0.00000	
	4050	SannamaniKuberappa		75 1c3	Machinery	SoilMoistureConservation	TCB	Ha	0.05741	0.470	14.585	75.546	0.02698	
							WasteWair	No	0.050	1			0.05000	
							Forestry	Ha	0.1525	0.1500			0.02288	
							Horticulture	Ha	0.22634	0.000			0.00000	
	4051	SannamaniNagappa		75 1c0	Machinery	SoilMoistureConservation	TCB	Ha	0.05741	0.340	14.585	75.546	0.01952	
							WasteWair	No	0.050	1			0.05000	
							Forestry	Ha	0.1525	0.2000			0.03050	
							Horticulture	Ha	0.22634	0.000			0.00000	
	4052	SannamaniNagappa		75 3	Machinery	SoilMoistureConservation	TCB	Ha	0.05741	0.720	14.585	75.546	0.04134	
							WasteWair	No	0.050	1			0.05000	
							Forestry	Ha	0.1525	0.2000			0.03050	

VillageName	Farmer Code	FarmerName	Aadhar CardNo	Survey Number	RateType(Manually /Machinery)	ActivityType(SoilMoistureConservationActivity/WaterHarvestingActivity)	ActivityName	Unit	UnitCost(InLakhs.)	Proposed Quantity	Latitude(Deg-Min-Sec)	Longitude (Deg-Min-Sec)	TotalCost(InLacs)	Site Photo
							Horticulture	Ha	0.22634	0.000			0.00000	
	4053	SannamaniGuttemmaKomBasavanneppa		75	4	Machinery	SoilMoistureConservation	TCB	Ha	0.05741	0.480	14.585	75.546	0.02756
							WasteWair	No	0.050	2				0.10000
							Forestry	Ha	0.1525	0.2000				0.03050
							Horticulture	Ha	0.22634	0.000				0.00000
	4054	DodmaniRamappa		76	*	Machinery	SoilMoistureConservation	TCB	Ha	0.05741	1.640	14.585	75.546	0.09415
							WasteWair	No	0.050	2				0.10000
							Forestry	Ha	0.1525	0.4000				0.06100
							WaterHarvestingActivity	FarmPond	No	1.040	1			1.04000
		DodmaniRamappa					Horticulture	Ha	0.22634	0.000				0.00000
	4055			76	*	Machinery	SoilMoistureConservation	TCB	Ha	0.05741	1.640	14.585	75.546	0.09415
							WasteWair	No	0.050	2				0.10000
							Forestry	Ha	0.1525	0.4000				0.06100
							WaterHarvestingActivity	FarmPond	No	1.040	1			1.04000
							Horticulture	Ha	0.22634	0.000				0.00000
	4056	DodmaniLakshmappa		76	*	Machinery	SoilMoistureConservation	TCB	Ha	0.05741	1.600	14.585	75.546	0.09186
							WasteWair	No	0.050	2				0.10000
							Forestry	Ha	0.1525	0.4000				0.06100
							Horticulture	Ha	0.22634	0.000				0.00000
	4057	KambliNingappa		77	1	Machinery	SoilMoistureConservation	TCB	Ha	0.05741	0.600	14.585	75.546	0.03445
							WasteWair	No	0.050	1				0.05000
							Forestry	Ha	0.1525	0.2000				0.03050
							Horticulture	Ha	0.22634	0.000				0.00000
	4058	BennuraMailarappa		77	1	Machinery	SoilMoistureConservation	TCB	Ha	0.05741	1.190	14.585	75.546	0.06832
							WasteWair	No	0.050	2				0.10000
							Forestry	Ha	0.1525	0.2000				0.03050
							Horticulture	Ha	0.22634	0.000				0.00000
	4059	BennuraMailarappa		77	1	Machinery	SoilMoistureConservation	TCB	Ha	0.05741	1.190	14.585	75.546	0.06832
							WasteWair	No	0.050	2				0.10000
							Forestry	Ha	0.1525	0.2000				0.03050
							Horticulture	Ha	0.22634	0.000				0.00000
	4060	BennuraBhimappa		77	1	Machinery	SoilMoistureConservation	TCB	Ha	0.05741	0.590	14.585	75.546	0.03387
							WasteWair	No	0.050	1				0.05000
							Forestry	Ha	0.1525	0.1000				0.01525
							Horticulture	Ha	0.22634	0.000				0.00000
	4061	BennuraChikkappa		77	2@+2#	Machinery	SoilMoistureConservation	TCB	Ha	0.05741	1.240	14.585	75.546	0.07119
							WasteWair	No	0.050	2				0.10000
							Forestry	Ha	0.1525	0.3000				0.04575
							Horticulture	Ha	0.22634	0.000				0.00000
	4062	BennuraBasappa		77	2@+2#	Machinery	SoilMoistureConservation	TCB	Ha	0.05741	1.260	14.585	75.546	0.07234
							WasteWair	No	0.050	2				0.10000
							Forestry	Ha	0.1525	0.3000				0.04575
							Horticulture	Ha	0.22634	0.000				0.00000
	4063	BennuraNingappa		77	3	Machinery	SoilMoistureConservation	TCB	Ha	0.05741	0.860	14.585	75.546	0.04937
							WasteWair	No	0.050	2				0.10000
							Forestry	Ha	0.1525	0.3000				0.04575
							Horticulture	Ha	0.22634	0.000				0.00000
	4064	BennuralrappaBinNingappa		77	4	Machinery	SoilMoistureConservation	TCB	Ha	0.05741	0.430	14.585	75.546	0.02469
							WasteWair	No	0.050	1				0.05000
							Forestry	Ha	0.1525	0.2000				0.03050

VillageName	Farmer Code	FarmerName	Aadhar Card No	Survey Number	RateType(Manualy/Machinery)	ActivityType(SoilMoistureConservationActivity/WaterHarvestingActivity)	ActivityName	Unit	UnitCost(InLakhs.)	Proposed Quantity	Latitude(Deg-Min-Sec)	Longitude(Deg-Min-Sec)	TotalCost(InLacs)	Site Photo
	4065	BennuraRamappa		77	5	Machinery	SoilMoistureConservation	Horticulture	Ha	0.22634	0.000		0.00000	
								TCB	Ha	0.05741	0.430	14.585	75.546	0.02469
								WasteWair	No	0.050	1			0.05000
								Forestry	Ha	0.1525	0.1500			0.02288
								Horticulture	Ha	0.22634	0.000			0.00000
	4066	BennuraRevanappa		77	6	Machinery	SoilMoistureConservation	TCB	Ha	0.05741	0.430	14.585	75.546	0.02469
								WasteWair	No	0.050	2			0.10000
								Forestry	Ha	0.1525	0.4000			0.06100
								LRRS	No	2.500	1			2.50000
								Horticulture	Ha	0.22634	0.000			0.00000
	4067	BennuraGiriyappaBinNingappa		77	7	Machinery	SoilMoistureConservation	TCB	Ha	0.05741	0.430	14.585	75.546	0.02469
								WasteWair	No	0.050	1			0.05000
								Forestry	Ha	0.1525	0.1500			0.02288
								Horticulture	Ha	0.22634	0.000			0.00000
	4068	SadenuraSankappa		78	5	Machinery	SoilMoistureConservation	TCB	Ha	0.05741	0.280	14.585	75.546	0.01607
								WasteWair	No	0.050	1			0.05000
								Forestry	Ha	0.1525	0.1500			0.02288
								Horticulture	Ha	0.22634	0.000			0.00000
	4069	KaradiMaliyappa		78	1	Machinery	SoilMoistureConservation	TCB	Ha	0.05741	1.120	14.585	75.546	0.06430
								WasteWair	No	0.050	2			0.10000
								Forestry	Ha	0.1525	0.2000			0.03050
								LRRS	No	2.500	1			2.50000
								Horticulture	Ha	0.22634	0.000			0.00000
	4070	SidenurMahadevappa		78	2+3	Machinery	SoilMoistureConservation	TCB	Ha	0.05741	1.700	14.585	75.546	0.09760
								WasteWair	No	0.050	2			0.10000
								Forestry	Ha	0.1525	0.3000			0.04575
								Horticulture	Ha	0.22634	0.000			0.00000
	4071	SureshaSidenuraUrphHorakeri		78	4	Machinery	SoilMoistureConservation	TCB	Ha	0.05741	0.950	14.585	75.546	0.05454
								WasteWair	No	0.050	2			0.10000
								Forestry	Ha	0.1525	0.2000			0.03050
								Horticulture	Ha	0.22634	0.000			0.00000
	4072	PrabhuTandeGadigeppaSidenur		78	5	Machinery	SoilMoistureConservation	TCB	Ha	0.05741	0.260	14.585	75.546	0.01493
								WasteWair	No	0.050	1			0.05000
								Forestry	Ha	0.1525	0.1000			0.01525
								Horticulture	Ha	0.22634	0.000			0.00000
	4073	ChandrappaSidenurUrphHorakeri		78	6	Machinery	SoilMoistureConservation	TCB	Ha	0.05741	1.750	14.585	75.546	0.10047
								WasteWair	No	0.050	2			0.10000
								Forestry	Ha	0.1525	0.3000			0.04575
								Horticulture	Ha	0.22634	0.000			0.00000
	4074	GurushanthappaSidenuraUrphHorakeri		78	7	Machinery	SoilMoistureConservation	TCB	Ha	0.05741	0.800	14.585	75.546	0.04593
								WasteWair	No	0.050	2			0.10000
								Forestry	Ha	0.1525	0.2000			0.03050
								Horticulture	Ha	0.22634	0.000			0.00000
	4075	ChoudappanavaraNaganagouda		79	1	Machinery	SoilMoistureConservation	TCB	Ha	0.05741	0.640	14.585	75.546	0.03674
								WasteWair	No	0.050	1			0.05000
								Forestry	Ha	0.1525	0.1000			0.01525
								Horticulture	Ha	0.22634	0.000			0.00000
	4076	HottigoudarGadigeppa		79	2	Machinery	SoilMoistureConservation	TCB	Ha	0.05741	1.540	14.585	75.546	0.08841

VillageName	Farmer Code	FarmerName	Aadhar Card No	Survey Number	RateType(Manualy/Machinery)	ActivityType(SoilMoistureConservationActivity/WaterHarvestingActivity)	ActivityName	Unit	UnitCost(InLakhs.)	Proposed Quantity	Latitude(Deg-Min-Sec)	Longitude(Deg-Min-Sec)	TotalCost(InLacs)	Site Photo	
							WasteWair	No	0.050	2			0.10000		
							Forestry	Ha	0.1525	0.3000			0.04575		
							Horticulture	Ha	0.22634	0.000			0.00000		
4077		HottigoudarMaliyappa		79	2	Machinery	SoilMoistureConservation	TCB	Ha	0.05741	1.540	14.585	75.546	0.08841	
							WasteWair	No	0.050	2			0.10000		
							Forestry	Ha	0.1525	0.3000			0.04575		
							Horticulture	Ha	0.22634	0.000			0.00000		
4078		AnandaBhimaravaKulkarni		80	1	Machinery	SoilMoistureConservation	TCB	Ha	0.05741	0.830	14.585	75.546	0.04765	
							WasteWair	No	0.050	2			0.10000		
							Forestry	Ha	0.1525	0.1000			0.01525		
							Horticulture	Ha	0.22634	0.000			0.00000		
4079		ChaudappanavaraNaganagouda		80	2	Machinery	SoilMoistureConservation	TCB	Ha	0.05741	1.780	14.585	75.546	0.10219	
							WasteWair	No	0.050	2			0.10000		
							Forestry	Ha	0.1525	0.3000			0.04575		
							Horticulture	Ha	0.22634	0.000			0.00000		
4080		ChaudappanavaraShekanagouda		80	3	Machinery	SoilMoistureConservation	TCB	Ha	0.05741	2.000	14.585	75.546	0.11482	
							WasteWair	No	0.050	2			0.10000		
							Forestry	Ha	0.1525	0.4000			0.06100		
							LRRS	No	2.500	1			2.50000		
							Horticulture	Ha	0.22634	0.000			0.00000		
4081		SidenuraMahadevappa		81	1+2+3	Machinery	SoilMoistureConservation	TCB	Ha	0.05741	2.330	14.585	75.546	0.13377	
							WasteWair	No	0.050	2			0.10000		
							Forestry	Ha	0.1525	0.4000			0.06100		
							WaterHarvestingActivity	FarmPond	No	1.040	1			1.04000	
							Horticulture	Ha	0.22634	0.000			0.00000		
4082		SidenuraMahadevappa		81	1+2+3	Machinery	SoilMoistureConservation	TCB	Ha	0.05741	2.330	14.585	75.546	0.13377	
							WasteWair	No	0.050	2			0.10000		
							Forestry	Ha	0.1525	0.3000			0.04575		
							Horticulture	Ha	0.22634	0.000			0.00000		
4083		SidenuraGaneshappa		81	1+2+3	Machinery	SoilMoistureConservation	TCB	Ha	0.05741	2.330	14.585	75.546	0.13377	
							WasteWair	No	0.050	2			0.10000		
							Forestry	Ha	0.1525	0.4000			0.06100		
							WaterHarvestingActivity	FarmPond	No	1.040	1			1.04000	
							Horticulture	Ha	0.22634	0.000			0.00000		
4084		SidenuraBasavanthappa		82	1+2+3	Machinery	SoilMoistureConservation	TCB	Ha	0.05741	2.020	14.585	75.546	0.11597	
							WasteWair	No	0.050	2			0.10000		
							WaterHarvestingActivity	FarmPond	No	1.040	1			1.04000	
							Forestry	Ha	0.1525	0.4000			0.06100		
							Horticulture	Ha	0.22634	0.000			0.00000		
4085		MuddeManavaraGangavvaKomRamanagouda		82	1+2+3	Machinery	SoilMoistureConservation	TCB	Ha	0.05741	0.530	14.585	75.546	0.03043	
							WasteWair	No	0.050	1			0.05000		
							Forestry	Ha	0.1525	0.3000			0.04575		
							Horticulture	Ha	0.22634	0.000			0.00000		
4086		MuddeManavaraKumarBinShivanagouda		82	1+2+3	Machinery	SoilMoistureConservation	TCB	Ha	0.05741	0.280	14.585	75.546	0.01607	
							WasteWair	No	0.050	1			0.05000		
							Forestry	Ha	0.1525	0.1000			0.01525		
							Horticulture	Ha	0.22634	0.000			0.00000		
4087		MuddeManavaraHonnava		82	1+2+3	Machinery	SoilMoistureConservation	TCB	Ha	0.05741	0.530	14.585	75.546	0.03043	
							WasteWair	No	0.050	1			0.05000		

VillageName	Farmer Code	FarmerName	Aadhar Card No	Survey Number	RateType(Manualy/Machinery)	ActivityType(SoilMoistureConservationActivity/WaterHarvestingActivity)	ActivityName	Unit	UnitCost(InLakhs.)	Proposed Quantity	Latitude(Deg-Min-Sec)	Longitude(Deg-Min-Sec)	TotalCost(InLacs)	Site Photo
							Forestry	Ha	0.1525	0.1000			0.01525	
							Horticulture	Ha	0.22634	0.000			0.00000	
	4088	MuddeManavaraShambulingappa		82	2e9	Machinery	SoilMoistureConservation	TCB	Ha	0.05741	1.780	14.585	75.546	0.10219
							WasteWair	No	0.050	2			0.10000	
							Forestry	Ha	0.1525	0.3000			0.04575	
							Horticulture	Ha	0.22634	0.000			0.00000	
	4089	MuddeManavaraBasanagouda		82	2c3	Machinery	SoilMoistureConservation	TCB	Ha	0.05741	1.820	14.585	75.546	0.10449
							WasteWair	No	0.050	2			0.10000	
							Forestry	Ha	0.1525	0.4000			0.06100	
							LRRS	No	2.500	1			2.50000	
							Horticulture	Ha	0.22634	0.000			0.00000	
	4090	MasangiGurushanthappa		82	3	Machinery	SoilMoistureConservation	TCB	Ha	0.05741	1.310	14.585	75.546	0.07521
							WasteWair	No	0.050	2			0.10000	
							Forestry	Ha	0.1525	0.3000			0.04575	
							Horticulture	Ha	0.22634	0.000			0.00000	
	4091	ChannagoudarRamanagouda		82	4	Machinery	SoilMoistureConservation	TCB	Ha	0.05741	1.320	14.585	75.546	0.07578
							WasteWair	No	0.050	2			0.10000	
							Forestry	Ha	0.1525	0.3000			0.04575	
							Horticulture	Ha	0.22634	0.000			0.00000	
	4092	ChannagoudaraSannagoudaBinBasanagouda		82	5	Machinery	SoilMoistureConservation	TCB	Ha	0.05741	0.620	14.585	75.546	0.03559
							WasteWair	No	0.050	1			0.05000	
							Forestry	Ha	0.1525	0.1500			0.02288	
							Horticulture	Ha	0.22634	0.000			0.00000	
	4093	ChannagoudaraPrakashaBinChannagouda		82	6	Machinery	SoilMoistureConservation	TCB	Ha	0.05741	0.620	14.585	75.546	0.03559
							WasteWair	No	0.050	1			0.05000	
							Forestry	Ha	0.1525	0.2000			0.03050	
							Horticulture	Ha	0.22634	0.000			0.00000	
	4094	MuddeManavaraNinganagoudaBinShivanagouda		82	7	Machinery	SoilMoistureConservation	TCB	Ha	0.05741	0.280	14.585	75.546	0.01607
							WasteWair	No	0.050	1			0.05000	
							Forestry	Ha	0.1525	0.1000			0.01525	
							Horticulture	Ha	0.22634	0.000			0.00000	
	4095	UjjappanavaraNagaraja		83	1+2	Machinery	SoilMoistureConservation	TCB	Ha	0.05741	1.470	14.585	75.546	0.08439
							WasteWair	No	0.050	2			0.10000	
							Forestry	Ha	0.1525	0.3000			0.04575	
							Horticulture	Ha	0.22634	0.000			0.00000	
	4096	UjjappanavaraHanumanthappaBinMaliyappa		83	1+2	Machinery	SoilMoistureConservation	TCB	Ha	0.05741	0.800	14.585	75.546	0.04593
							WasteWair	No	0.050	2			0.10000	
							Forestry	Ha	0.1525	0.1000			0.01525	
							Horticulture	Ha	0.22634	0.000			0.00000	
	4097	UjjappanavaraMalleshappaBinHanumanthappa		83	1+2	Machinery	SoilMoistureConservation	TCB	Ha	0.05741	0.670	14.585	75.546	0.03846
							WasteWair	No	0.050	1			0.05000	
							Forestry	Ha	0.1525	0.1500			0.02288	
							Horticulture	Ha	0.22634	0.000			0.00000	
	4098	UjjappanavaraChannabasavaKomGurushanthappa		83	1+2	Machinery	SoilMoistureConservation	TCB	Ha	0.05741	0.680	14.585	75.546	0.03904
							WasteWair	No	0.050	2			0.10000	
							Forestry	Ha	0.1525	0.2000			0.03050	
							Horticulture	Ha	0.22634	0.000			0.00000	
	4099	UjjappanavaraChannabasavaKomGurushanthappa		83	1+2	Machinery	SoilMoistureConservation	TCB	Ha	0.05741	0.800	14.585	75.546	0.04593
							WasteWair	No	0.050	2			0.10000	



VillageName	Farmer Code	FarmerName	Aadhar Card No	Survey Number	RateType(Manualy/Machinery)	ActivityType(SoilMoistureConservationActivity/WaterHarvestingActivity)	ActivityName	Unit	UnitCost(InLakhs.)	Proposed Quantity	Latitude(Deg-Min-Sec)	Longitude(Deg-Min-Sec)	TotalCost(InLacs)	Site Photo
							Forestry	Ha	0.1525	0.2000			0.03050	
							Horticulture	Ha	0.22634	0.000			0.00000	
	4100	UjjappanavaraMalishanthappa		83	10	Machinery	SoilMoistureConservation	TCB	Ha	0.05741	0.900	14.585	75.546	0.05167
							WasteWair	No	0.050	1			0.05000	
							Forestry	Ha	0.1525	0.1000			0.01525	
							Horticulture	Ha	0.22634	0.000			0.00000	
	4101	UjjappanavaraShivanandappa		83	3	Machinery	SoilMoistureConservation	TCB	Ha	0.05741	0.400	14.585	75.546	0.02296
							WasteWair	No	0.050	1			0.05000	
							Forestry	Ha	0.1525	0.1000			0.01525	
							Horticulture	Ha	0.22634	0.000			0.00000	
	4102	UjjappanavaraGadhigeppa		83	4	Machinery	SoilMoistureConservation	TCB	Ha	0.05741	0.400	14.585	75.546	0.02296
							WasteWair	No	0.050	1			0.05000	
							Forestry	Ha	0.1525	0.1500			0.02288	
							Horticulture	Ha	0.22634	0.000			0.00000	
	4103	UjjappanavaraGadhigeppa		83	4	Machinery	SoilMoistureConservation	TCB	Ha	0.05741	0.400	14.585	75.546	0.02296
							WasteWair	No	0.050	1			0.05000	
							Forestry	Ha	0.1525	0.1500			0.02288	
							Horticulture	Ha	0.22634	0.000			0.00000	
	4104	UjjappanavaraMahadevappa		83	5	Machinery	SoilMoistureConservation	TCB	Ha	0.05741	0.670	14.585	75.546	0.03846
							WasteWair	No	0.050	1			0.05000	
							Forestry	Ha	0.1525	0.1500			0.02288	
							Horticulture	Ha	0.22634	0.000			0.00000	
	4105	UjjappanavaraShivanandappa		83	6	Machinery	SoilMoistureConservation	TCB	Ha	0.05741	0.400	14.585	75.546	0.02296
							WasteWair	No	0.050	2			0.10000	
							Forestry	Ha	0.1525	0.4000			0.06100	
							LRRS	No	2.500	1			2.50000	
							Horticulture	Ha	0.22634	0.200			0.04527	
	4106	UjjappanavaraGadhigeppa		83	7	Machinery	SoilMoistureConservation	TCB	Ha	0.05741	0.400	14.585	75.546	0.02296
							WasteWair	No	0.050	1			0.05000	
							Forestry	Ha	0.1525	0.1000			0.01525	
							Horticulture	Ha	0.22634	0.000			0.00000	
	4107	UjjappanavaraKuruvatheppaBinShankrappa		83	8	Machinery	SoilMoistureConservation	TCB	Ha	0.05741	0.710	14.585	75.546	0.04076
							WasteWair	No	0.050	1			0.05000	
							Forestry	Ha	0.1525	0.1000			0.01525	
							Horticulture	Ha	0.22634	0.000			0.00000	
	4108	UjjappanavaraMahadhevappa		83	9	Machinery	SoilMoistureConservation	TCB	Ha	0.05741	0.930	14.585	75.546	0.05339
							WasteWair	No	0.050	2			0.10000	
							Forestry	Ha	0.1525	0.2000			0.03050	
							Horticulture	Ha	0.22634	0.000			0.00000	
	4109	AshokTandeGaneshappaSidenura		84	1+3	Machinery	SoilMoistureConservation	TCB	Ha	0.05741	0.550	14.585	75.546	0.03158
							WasteWair	No	0.050	1			0.05000	
							Forestry	Ha	0.1525	0.1500			0.02288	
							Horticulture	Ha	0.22634	0.000			0.00000	
	4110	AshokTandeGaneshappaSidenura		84	2	Machinery	SoilMoistureConservation	TCB	Ha	0.05741	0.500	14.585	75.546	0.02871
							WasteWair	No	0.050	0			0.00000	
							Forestry	Ha	0.1525	0.1000			0.01525	
							Horticulture	Ha	0.22634	0.000			0.00000	
	4111	SidenuraGaneshappa		84	4	Machinery	SoilMoistureConservation	TCB	Ha	0.05741	0.410	14.585	75.546	0.02354
							WasteWair	No	0.050	1			0.05000	
							Forestry	Ha	0.1525	0.1000			0.01525	
							Horticulture	Ha	0.22634	0.000			0.00000	
	4112	SidenuraMahadevappa		84	5	Machinery	SoilMoistureConservation	TCB	Ha	0.05741	0.260	14.585	75.546	0.01493
							WasteWair	No	0.050	1			0.05000	
							Forestry	Ha	0.1525	0.1000			0.01525	
							Horticulture	Ha	0.22634	0.000			0.00000	
	4113	HadarageriKarbasayyaBinBasayya		84	6	Machinery	SoilMoistureConservation	TCB	Ha	0.05741	1.480	14.585	75.546	0.08497
							WasteWair	No	0.050	2			0.10000	
							Forestry	Ha	0.1525	0.2000			0.03050	

							Horticulture	Ha	0.22634	0.000			0.00000	
	4114	Sidd=enuraGaneshappaBinGurappa		84	7	Machinery	SoilMoistureConservation	TCB	Ha	0.05741	0.290	14.585	75.546	0.01665
							WasteWair	No	0.050		1			0.05000
							Forestry	Ha	0.1525	0.1000				0.01525
							Horticulture	Ha	0.22634	0.000				0.00000
	4115	SidenuraMahadevappa		84	8	Machinery	SoilMoistureConservation	TCB	Ha	0.05741	0.390	14.585	75.546	0.02239

VillageName	Farmer Code	FarmerName	Aadhar CardNo	Survey Number	RateType(Manually/Machinery)	ActivityType(SoilMoistureConservationActivity/WaterHarvestingActivity)	ActivityName	Unit	UnitCost(InLakhs.)	Proposed Quantity	Latitude(Deg-Min-Sec)	Longitude(Deg-Min-Sec)	TotalCost(InLacs)	Site Photo
							WasteWair	No	0.050	1			0.05000	
							Forestry	Ha	0.1525	0.1000			0.01525	
							Horticulture	Ha	0.22634	0.000			0.00000	
	4116	VirayyaHadarageri		84	9	Machinery	SoilMoistureConservation	TCB	Ha	0.05741	0.150	14.585	75.546	0.00861
							WasteWair	No	0.050	1			0.05000	
							Forestry	Ha	0.1525	0.1000			0.01525	
							Horticulture	Ha	0.22634	0.000			0.00000	
	4117	SauthiMaliyappagouda		105	1	Machinery	SoilMoistureConservation	TCB	Ha	0.05741	0.250	14.585	75.546	0.01435
							WasteWair	No	0.050	1			0.05000	
							Forestry	Ha	0.1525	0.1000			0.01525	
							Horticulture	Ha	0.22634	0.000			0.00000	
	4118	HottigoudarChethanKumarTandeRamappa		105	2	Machinery	SoilMoistureConservation	TCB	Ha	0.05741	0.340	14.585	75.546	0.01952
							WasteWair	No	0.050	1			0.05000	
							Forestry	Ha	0.1525	0.1500			0.02288	
							Horticulture	Ha	0.22634	0.000			0.00000	
	4119	HottigoudarBasavanthappa		106	1e9	Machinery	SoilMoistureConservation	TCB	Ha	0.05741	0.280	14.585	75.546	0.01607
							WasteWair	No	0.050	1			0.05000	
							Forestry	Ha	0.1525	0.1000			0.01525	
							Horticulture	Ha	0.22634	0.000			0.00000	
	4120	SauthiKumarSa		106	1e8	Machinery	SoilMoistureConservation	TCB	Ha	0.05741	0.270	14.585	75.546	0.01550
							WasteWair	No	0.050	1			0.05000	
							Forestry	Ha	0.1525	0.1000			0.01525	
							Horticulture	Ha	0.22634	0.000			0.00000	
	4121	SauthiGangadhara		106	1e3	Machinery	SoilMoistureConservation	TCB	Ha	0.05741	0.270	14.585	75.546	0.01550
							WasteWair	No	0.050	1			0.05000	
							Forestry	Ha	0.1525	0.1000			0.01525	
							Horticulture	Ha	0.22634	0.000			0.00000	
	4122	HottigoudarChethanKumarTandeRamappa		106	2	Machinery	SoilMoistureConservation	TCB	Ha	0.05741	0.720	14.585	75.546	0.04134
							WasteWair	No	0.050	1			0.05000	
							Forestry	Ha	0.1525	0.1000			0.01525	
							Horticulture	Ha	0.22634	0.100			0.02263	
Lakshmapur	4123	PatilShivangouda		1	1	Machinery	SoilMoistureConservation	TCB	Ha	0.05741	1.730	14.59	75.566	0.09932
							WasteWair	No	0.050	2			0.10000	
							Forestry	Ha	0.1525	0.6000			0.09150	
							Horticulture	Ha	0.22634	0.000			0.00000	
4D4C5T1c	4124	YiSanthoshaKumarBinVijayaKumar		1	2	Machinery	SoilMoistureConservation	TCB	Ha	0.05741	1.730	14.59	75.566	0.09932

VillageName	Farmer Code	FarmerName	Aadhar Card No	Survey Number	RateType(Manualy/Machinery)	ActivityType(SoilMoistureConservationActivity/WaterHarvestingActivity)	ActivityName	Unit	UnitCost(InLakhs.)	Proposed Quantity	Latitude(Deg-Min-Sec)	Longitude(Deg-Min-Sec)	TotalCost(InLacs)	Site Photo
							WasteWair	No	0.050	2			0.10000	
							Forestry	Ha	0.1525	0.4000			0.06100	
							Horticulture	Ha	0.22634	0.000			0.00000	
	4125	PrakashaTandeRamappaRajanaHali		2	1	Machinery	SoilMoistureConservation	TCB	Ha	0.05741	0.380	14.59	75.566	0.02182
							WasteWair	No	0.050	1			0.05000	
							Forestry	Ha	0.1525	0.2000			0.03050	
							Horticulture	Ha	0.22634	0.000			0.00000	
	4126	KunchurGadigeppa		2	29	Machinery	SoilMoistureConservation	TCB	Ha	0.05741	1.190	14.59	75.566	0.06832
							WasteWair	No	0.050	2			0.10000	
							Forestry	Ha	0.1525	0.4000			0.06100	
							Horticulture	Ha	0.22634	0.000			0.00000	
	4127	MuddappanavaraGurushanthappa		2	28	Machinery	SoilMoistureConservation	TCB	Ha	0.05741	1.190	14.59	75.566	0.06832
							WasteWair	No	0.050	2			0.10000	
							Forestry	Ha	0.1525	0.3000			0.04575	
							Horticulture	Ha	0.22634	0.000			0.00000	
	4128	MuddappanavaraMaheshaBinChandrappa		2	25	Machinery	SoilMoistureConservation	TCB	Ha	0.05741	0.090	14.59	75.566	0.00517
							WasteWair	No	0.050	1			0.05000	
							Forestry	Ha	0.1525	0.1000			0.01525	
							Horticulture	Ha	0.22634	0.000			0.00000	
	4129	KunchuraHalappa		2	25	Machinery	SoilMoistureConservation	TCB	Ha	0.05741	0.600	14.59	75.566	0.03445
							WasteWair	No	0.050	1			0.05000	
							Forestry	Ha	0.1525	0.2000			0.03050	
							Horticulture	Ha	0.22634	0.000			0.00000	
	4130	UjjappanavaraKuruvattheppa		2	25	Machinery	SoilMoistureConservation	TCB	Ha	0.05741	0.590	14.59	75.566	0.03387
							WasteWair	No	0.050	2			0.10000	
							Forestry	Ha	0.1525	0.2000			0.03050	
							Horticulture	Ha	0.22634	0.000			0.00000	
	4131	HottigoudaraUrphPatilMahadevangouda		2	3	Machinery	SoilMoistureConservation	TCB	Ha	0.05741	1.200	14.59	75.566	0.06889
							WasteWair	No	0.050	2			0.10000	
							Forestry	Ha	0.1525	0.3000			0.04575	
							Horticulture	Ha	0.22634	0.000			0.00000	
	4132	HottigoudarMurigeppanagoudaBinGadigeppagouda		2	4	Machinery	SoilMoistureConservation	TCB	Ha	0.05741	0.370	14.59	75.566	0.02124
							WasteWair	No	0.050	1			0.05000	
							Forestry	Ha	0.1525	0.1500			0.02288	
							Horticulture	Ha	0.22634	0.000			0.00000	
	4133	HottigoudarChandrashekarBinGadigeppagouda		2	5	Machinery	SoilMoistureConservation	TCB	Ha	0.05741	0.380	14.59	75.566	0.02182
							WasteWair	No	0.050	1			0.05000	
							Forestry	Ha	0.1525	0.2000			0.03050	
							Horticulture	Ha	0.22634	0.000			0.00000	
	4134	MuddappanavaraSanthoshaBinBasavaraj		2	6	Machinery	SoilMoistureConservation	TCB	Ha	0.05741	0.570	14.59	75.566	0.03272
							WasteWair	No	0.050	1			0.05000	
							Forestry	Ha	0.1525	0.2000			0.03050	
							Horticulture	Ha	0.22634	0.000			0.00000	
	4135	MuddappanavaraShivarajaBinGurushanthappa		2	7	Machinery	SoilMoistureConservation	TCB	Ha	0.05741	0.530	14.59	75.566	0.03043
							WasteWair	No	0.050	1			0.05000	
							Forestry	Ha	0.1525	0.3000			0.04575	
							Horticulture	Ha	0.22634	0.000			0.00000	
	4136	BajareddiLakhmappa		3	1	Machinery	SoilMoistureConservation	TCB	Ha	0.05741	0.880	14.59	75.566	0.05052

VillageName	Farmer Code	FarmerName	Aadhar Card No	Survey Number	RateType(Manualy/Machinery)	ActivityType(SoilMoistureConservationActivity/WaterHarvestingActivity)	ActivityName	Unit	UnitCost(InLakhs.)	Proposed Quantity	Latitude(Deg-Min-Sec)	Longitude(Deg-Min-Sec)	TotalCost(InLacs)	Site Photo
							WasteWair	No	0.050	1			0.05000	
							Forestry	Ha	0.1525	0.1500			0.02288	
							Horticulture	Ha	0.22634	0.000			0.00000	
	4137	MasanagiVijayKumarBinUkkundappa		3	2	Machinery	SoilMoistureConservation	TCB	Ha	0.05741	1.450	14.59	75.566	0.08324
							WasteWair	No	0.050	2			0.10000	
							Forestry	Ha	0.1525	0.3000			0.04575	
							Horticulture	Ha	0.22634	0.000			0.00000	
	4137	SankappanavaraShobha		4	1	Machinery	SoilMoistureConservation	TCB	Ha	0.05741	0.600	14.59	75.566	0.03445
							WasteWair	No	0.050	1			0.05000	
							Forestry	Ha	0.1525	0.2000			0.03050	
							Horticulture	Ha	0.22634	0.000			0.00000	
	4139	DoddamaniPirmBiKomRajaSab		4	2	Machinery	SoilMoistureConservation	TCB	Ha	0.05741	1.140	14.59	75.566	0.06545
							WasteWair	No	0.050	2			0.10000	
							Forestry	Ha	0.1525	0.4000			0.06100	
							Horticulture	Ha	0.22634	0.000			0.00000	
	4140	DodmaniHajarathSab		4	3	Machinery	SoilMoistureConservation	TCB	Ha	0.05741	1.150	14.59	75.566	0.06602
							WasteWair	No	0.050	2			0.10000	
							Forestry	Ha	0.1525	0.3000			0.04575	
							Horticulture	Ha	0.22634	0.000			0.00000	
	4141	ShankappanavaraMalishanthappa		4	4	Machinery	SoilMoistureConservation	TCB	Ha	0.05741	0.390	14.59	75.566	0.02239
							WasteWair	No	0.050	2			0.10000	
							Forestry	Ha	0.1525	0.2000			0.03050	
							Horticulture	Ha	0.22634	0.000			0.00000	
	4142	JagadishaRamanagoudaChandrappanavar		4	5	Machinery	SoilMoistureConservation	TCB	Ha	0.05741	1.000	14.59	75.566	0.05741
							WasteWair	No	0.050	2			0.10000	
							Forestry	Ha	0.1525	0.4000			0.06100	
							Horticulture	Ha	0.22634	0.000			0.00000	
	4143	VenkateshaSubramanyaDaivajna		5	2	Machinery	SoilMoistureConservation	TCB	Ha	0.05741	2.000	14.59	75.566	0.11482
							WasteWair	No	0.050	2			0.10000	
							Forestry	Ha	0.1525	0.4000			0.06100	
							Horticulture	Ha	0.22634	0.000			0.00000	
	4144	MasangiVijayaKumarBinUkkundappa		5	2	Machinery	SoilMoistureConservation	TCB	Ha	0.05741	0.270	14.59	75.566	0.01550
							WasteWair	No	0.050	1			0.05000	
							Forestry	Ha	0.1525	0.2000			0.03050	
							Horticulture	Ha	0.22634	0.000			0.00000	
	4145	BarkiNagappa		5	1	Machinery	SoilMoistureConservation	TCB	Ha	0.05741	1.770	14.59	75.566	0.10162
							WasteWair	No	0.050	1			0.05000	
							Forestry	Ha	0.1525	0.2000			0.03050	
							Horticulture	Ha	0.22634	0.000			0.00000	
	4146	MasangiAjjappa		5	2	Machinery	SoilMoistureConservation	TCB	Ha	0.05741	2.250	14.59	75.566	0.12917
							WasteWair	No	0.050	2			0.10000	
							Forestry	Ha	0.1525	1.0000			0.15250	
							Horticulture	Ha	0.22634	0.000			0.00000	
	4147	MasangiAjjappa		5	2	Machinery	SoilMoistureConservation	TCB	Ha	0.05741	2.000	14.59	75.566	0.11482
							WasteWair	No	0.050	2			0.10000	
							Forestry	Ha	0.1525	1.0000			0.15250	
							Horticulture	Ha	0.22634	0.000			0.00000	
	4148	MuddappanavaraHanumanthappa		5	3	Machinery	SoilMoistureConservation	TCB	Ha	0.05741	1.390	14.59	75.566	0.07980

VillageName	Farmer Code	FarmerName	Aadhar Card No	Survey Number	RateType(Manualy/Machinery)	ActivityType(SoilMoistureC onservaionActivity/Water HarvestingActivity)	ActivityName	Unit	UnitCost(InLakhs.)	Proposed Quantity	Latitude(Deg-Min-Sec)	Longitude (Deg-Min-Sec)	TotalCost(InLacs)	Site Photo
							WasteWair	No	0.050	2			0.10000	
							Forestry	Ha	0.1525	0.4000			0.06100	
							Horticulture	Ha	0.22634	0.000			0.00000	
	4149	GaudarKrishangouda		6	1	Machinery	SoilMoistureConservation	TCB	0.05741	0.950	14.59	75.566	0.05454	
							WasteWair	No	0.050	2			0.10000	
							Forestry	Ha	0.1525	0.4000			0.06100	
							Horticulture	Ha	0.22634	0.000			0.00000	
	4150	GaudarRamanagouda		6	2	Machinery	SoilMoistureConservation	TCB	0.05741	0.940	14.59	75.566	0.05397	
							WasteWair	No	0.050	2			0.10000	
							Forestry	Ha	0.1525	0.4000			0.06100	
							Horticulture	Ha	0.22634	0.000			0.00000	
	4151	GaudarPakkiragouda		6	2	Machinery	SoilMoistureConservation	TCB	0.05741	0.800	14.59	75.566	0.04593	
							WasteWair	No	0.050	2			0.10000	
							Forestry	Ha	0.1525	0.4000			0.06100	
							Horticulture	Ha	0.22634	0.000			0.00000	
	4152	MuddappanavaraMaheshaBinChandrappa		6	3	Machinery	SoilMoistureConservation	TCB	0.05741	1.090	14.59	75.566	0.06258	
							WasteWair	No	0.050	2			0.10000	
							Forestry	Ha	0.1525	0.4000			0.06100	
							Horticulture	Ha	0.22634	0.000			0.00000	
	4153	MuddappanavaraBasavaraja		6	4	Machinery	SoilMoistureConservation	TCB	0.05741	0.340	14.59	75.566	0.01952	
							WasteWair	No	0.050	1			0.05000	
							Forestry	Ha	0.1525	0.1500			0.02288	
							Horticulture	Ha	0.22634	0.000			0.00000	
	4154	MuddappanavaraSanthoshaBinBasavaraja		6	5	Machinery	SoilMoistureConservation	TCB	0.05741	0.340	14.59	75.566	0.01952	
							WasteWair	No	0.050	1			0.05000	
							Forestry	Ha	0.1525	0.3000			0.04575	
							Horticulture	Ha	0.22634	0.000			0.00000	
	4155	MuddappanavaraShivarajaBinGurushanthappa		6	6	Machinery	SoilMoistureConservation	TCB	0.05741	0.740	14.59	75.566	0.04248	
							WasteWair	No	0.050	1			0.05000	
							Forestry	Ha	0.1525	0.2000			0.03050	
							Horticulture	Ha	0.22634	0.000			0.00000	
	4156	BadigeraDattatheryaBinDamodarappa		7	1+3	Machinery	SoilMoistureConservation	TCB	0.05741	0.740	14.59	75.566	0.04248	
							WasteWair	No	0.050	1			0.05000	
							Forestry	Ha	0.1525	0.2000			0.03050	
							Horticulture	Ha	0.22634	0.000			0.00000	
	4157	RudrachariTandeShekappaBadagiUrphBadarera		7	1+3	Machinery	SoilMoistureConservation	TCB	0.05741	0.420	14.59	75.566	0.02411	
							WasteWair	No	0.050	1			0.05000	
							Forestry	Ha	0.1525	0.2000			0.03050	
							Horticulture	Ha	0.22634	0.000			0.00000	
	4158	ShankrappaBanakara		7		Machinery	SoilMoistureConservation	TCB	0.05741	1.820	14.59	75.566	0.10449	
							WasteWair	No	0.050	2			0.10000	
							LRRS	No	2.500	1			2.50000	
							Forestry	Ha	0.1525	0.4000			0.06100	
							Horticulture	Ha	0.22634	0.000			0.00000	
	4159	GangolaPuttappa		7		Machinery	SoilMoistureConservation	TCB	0.05741	0.660	14.59	75.566	0.03789	
							WasteWair	No	0.050	1			0.05000	
							Forestry	Ha	0.1525	0.2000			0.03050	
							Horticulture	Ha	0.22634	0.000			0.00000	
	4160	PrakashaTandeNandeppaKoppada		7	1+3	Machinery	SoilMoistureConservation	TCB	0.05741	0.450	14.59	75.566	0.02583	

VillageName	Farmer Code	FarmerName	Aadhar Card No	Survey Number	RateType(Manualy/Machinery)	ActivityType(SoilMoistureC onservati onActivity/Water HarvestingActivity)	ActivityName	Unit	UnitCost(InLakhs.)	Proposed Quantity	Latitude(Deg-Min-Sec)	Longitude (Deg-Min-Sec)	TotalCost(InLacs)	Site Photo
							WasteWair	No	0.050	1			0.05000	
							Forestry	Ha	0.1525	0.2000			0.03050	
							Horticulture	Ha	0.22634	0.000			0.00000	
	4161	ShandrappaBanakara		7	Machinery	SoilMoistureConservation	TCB	Ha	0.05741	0.740	14.59	75.566	0.04248	
							WasteWair	No	0.050	2			0.10000	
							Forestry	Ha	0.1525	0.2000			0.03050	
							Horticulture	Ha	0.22634	0.000			0.00000	
	4162	BadagiSamachari		7	1+3	Machinery	SoilMoistureConservation	TCB	Ha	0.05741	0.740	14.59	75.566	0.04248
							WasteWair	No	0.050	1			0.05000	
							LRRS	No	2.500	1			2.50000	
							Forestry	Ha	0.1525	0.2000			0.03050	
							Horticulture	Ha	0.22634	0.200			0.04527	
	4163	TalavarUrphelekarSuresha		7	1+3	Machinery	SoilMoistureConservation	TCB	Ha	0.05741	0.570	14.59	75.566	0.03272
							WasteWair	No	0.050	1			0.05000	
							Forestry	Ha	0.1525	0.2000			0.03050	
							Horticulture	Ha	0.22634	0.000			0.00000	
	4164	VirupakshappaBanakara		7	1+3	Machinery	SoilMoistureConservation	TCB	Ha	0.05741	0.660	14.59	75.566	0.03789
							WasteWair	No	0.050	1			0.05000	
							Forestry	Ha	0.1525	0.2000			0.03050	
							Horticulture	Ha	0.22634	0.000			0.00000	
	4165	SidenuraMahadevappa		7	1+3	Machinery	SoilMoistureConservation	TCB	Ha	0.05741	0.810	14.59	75.566	0.04650
							WasteWair	No	0.050	1			0.05000	
							Forestry	Ha	0.1525	0.2000			0.03050	
							Horticulture	Ha	0.22634	0.000			0.00000	
	4166	SidenuraHanumanthappa		7	1+3	Machinery	SoilMoistureConservation	TCB	Ha	0.05741	0.750	14.59	75.566	0.04306
							WasteWair	No	0.050	2			0.10000	
							Forestry	Ha	0.1525	0.2000			0.03050	
							Horticulture	Ha	0.22634	0.000			0.00000	
	4167	RameshaBanakara		7	2	Machinery	SoilMoistureConservation	TCB	Ha	0.05741	0.330	14.59	75.566	0.01895
							WasteWair	No	0.050	1			0.05000	
							Forestry	Ha	0.1525	0.1500			0.02288	
							Horticulture	Ha	0.22634	0.000			0.00000	
	4168	VirupakshappaBanakara		7	2	Machinery	SoilMoistureConservation	TCB	Ha	0.05741	1.080	14.59	75.566	0.06200
							WasteWair	No	0.050	1			0.05000	
							Forestry	Ha	0.1525	0.2000			0.03050	
							Horticulture	Ha	0.22634	0.000			0.00000	
	4169	MuddappanavaraHanumanthappa		8	1	Machinery	SoilMoistureConservation	TCB	Ha	0.05741	1.070	14.59	75.566	0.06143
							WasteWair	No	0.050	2			0.10000	
							Forestry	Ha	0.1525	0.4000			0.06100	
							Horticulture	Ha	0.22634	0.000			0.00000	
	4170	ChaudappanavaraLekkava		8		Machinery	SoilMoistureConservation	TCB	Ha	0.05741	1.260	14.59	75.566	0.07234
							WasteWair	No	0.050	1			0.05000	
							Forestry	Ha	0.1525	0.1500			0.02288	
							Horticulture	Ha	0.22634	0.000			0.00000	
	4171	DoddakannagoudarChannagouda		8		Machinery	SoilMoistureConservation	TCB	Ha	0.05741	1.140	14.59	75.566	0.06545
							WasteWair	No	0.050	2			0.10000	
							Forestry	Ha	0.1525	0.6000			0.09150	
							Horticulture	Ha	0.22634	0.000			0.00000	

VillageName	Farmer Code	FarmerName	Aadhar Card No	Survey Number	RateType(Manualy/Machinery)	ActivityType(SoilMoistureConservationActivity/WaterHarvestingActivity)	ActivityName	Unit	UnitCost(InLakhs.)	Proposed Quantity	Latitude(Deg-Min-Sec)	Longitude(Deg-Min-Sec)	TotalCost(InLacs)	Site Photo
	4172	DoddakannagoudarChannagouda		8	Machinery	SoilMoistureConservation	TCB	Ha	0.05741	1.250	14.59	75.566	0.07176	
							WasteWair	No	0.050	2			0.10000	
							Forestry	Ha	0.1525	0.6000			0.09150	
							Horticulture	Ha	0.22634	0.000			0.00000	
	4173	MuddappanavaraGurushanthappa		8	16	Machinery	SoilMoistureConservation	TCB	Ha	0.05741	1.250	14.59	75.566	0.07176
							WasteWair	No	0.050	2			0.10000	
							Forestry	Ha	0.1525	0.6000			0.09150	
							Horticulture	Ha	0.22634	0.000			0.00000	
	4174	MuddappanavaraRenukha		8	16	Machinery	SoilMoistureConservation	TCB	Ha	0.05741	1.250	14.59	75.566	0.07176
							WasteWair	No	0.050	2			0.10000	
							Forestry	Ha	0.1525	0.4000			0.06100	
							Horticulture	Ha	0.22634	0.000			0.00000	
	4175	MuddappanavaraGurushanthappa		8	16	Machinery	SoilMoistureConservation	TCB	Ha	0.05741	0.580	14.59	75.566	0.03330
							WasteWair	No	0.050	1			0.05000	
							Forestry	Ha	0.1525	0.3000			0.04575	
							Horticulture	Ha	0.22634	0.000			0.00000	
	4176	GoudarYamanamma		8	16	Machinery	SoilMoistureConservation	TCB	Ha	0.05741	0.800	14.59	75.566	0.04593
							WasteWair	No	0.050	1			0.05000	
							Forestry	Ha	0.1525	0.3000			0.04575	
							Horticulture	Ha	0.22634	0.000			0.00000	
	4177	GoudarYamanappa		8	16	Machinery	SoilMoistureConservation	TCB	Ha	0.05741	0.400	14.59	75.566	0.02296
							WasteWair	No	0.050	2			0.10000	
							Forestry	Ha	0.1525	0.2000			0.03050	
							Horticulture	Ha	0.22634	0.200			0.04527	
	4178	HosalliRenukha		8	16	Machinery	SoilMoistureConservation	TCB	Ha	0.05741	0.170	14.59	75.566	0.00976
							WasteWair	No	0.050	1			0.05000	
							Forestry	Ha	0.1525	0.2000			0.03050	
							Horticulture	Ha	0.22634	0.000			0.00000	
	4179	DevendrappaTandeBharamappaPujara		8	16	Machinery	SoilMoistureConservation	TCB	Ha	0.05741	0.170	14.59	75.566	0.00976
							WasteWair	No	0.050	1			0.05000	
							Forestry	Ha	0.1525	0.2000			0.03050	
							Horticulture	Ha	0.22634	0.000			0.00000	
	4180	SathishaPujar		8	4	Machinery	SoilMoistureConservation	TCB	Ha	0.05741	0.170	14.59	75.566	0.00976
							WasteWair	No	0.050	1			0.05000	
							Forestry	Ha	0.1525	0.2000			0.03050	
							Horticulture	Ha	0.22634	0.000			0.00000	
	4181	ShivappaTandeSathyappaPujara		8	5	Machinery	SoilMoistureConservation	TCB	Ha	0.05741	0.170	14.59	75.566	0.00976
							WasteWair	No	0.050	1			0.05000	
							Forestry	Ha	0.1525	0.2000			0.03050	
							Horticulture	Ha	0.22634	0.000			0.00000	
	4182	DevendrappaTandeBharamappaPujar		8	6	Machinery	SoilMoistureConservation	TCB	Ha	0.05741	0.170	14.59	75.566	0.00976
							WasteWair	No	0.050	1			0.05000	
							Forestry	Ha	0.1525	0.2000			0.03050	
							Horticulture	Ha	0.22634	0.000			0.00000	
	4183	ChandrappaTandeBharamappaPujar		8	7	Machinery	SoilMoistureConservation	TCB	Ha	0.05741	0.410	14.59	75.566	0.02354
							WasteWair	No	0.050	1			0.05000	
							Forestry	Ha	0.1525	0.2000			0.03050	
							Horticulture	Ha	0.22634	0.000			0.00000	



VillageName	Farmer Code	FarmerName	Aadhar Card No	Survey Number	RateType(Manualy/Machinery)	ActivityType(SoilMoistureConservationActivity/WaterHarvestingActivity)	ActivityName	Unit	UnitCost(InLakhs.)	Proposed Quantity	Latitude(Deg-Min-Sec)	Longitude(Deg-Min-Sec)	TotalCost(InLacs)	Site Photo
	4184	ManjappaTandeBharamappaPujar		8	8	Machinery	SoilMoistureConservation	TCB	Ha	0.05741	0.640	14.59	75.566	0.03674
							WasteWair	No	0.050	1				0.05000
							Forestry	Ha	0.1525	0.2000				0.03050
							Horticulture	Ha	0.22634	0.000				0.00000
	4185	MuddappanavaraMalishanthappa		9	1	Machinery	SoilMoistureConservation	TCB	Ha	0.05741	1.200	14.59	75.566	0.06889
							WasteWair	No	0.050	2				0.10000
							Forestry	Ha	0.1525	0.4000				0.06100
							Horticulture	Ha	0.22634	0.000				0.00000
	4186	MuddappanavaraMalishanthappa		9	1	Machinery	SoilMoistureConservation	TCB	Ha	0.05741	1.100	14.59	75.566	0.06315
							WasteWair	No	0.050	2				0.10000
							Forestry	Ha	0.1525	0.4000				0.06100
							Horticulture	Ha	0.22634	0.000				0.00000
	4187	MuddappanavaraBasangouda		9	1	Machinery	SoilMoistureConservation	TCB	Ha	0.05741	0.410	14.59	75.566	0.02354
							WasteWair	No	0.050	1				0.05000
							Forestry	Ha	0.1525	0.2000				0.03050
							Horticulture	Ha	0.22634	0.000				0.00000
	4188	MuddappanavaraShankravvaKomBasavanneppa		9	1	Machinery	SoilMoistureConservation	TCB	Ha	0.05741	0.560	14.59	75.566	0.03215
							WasteWair	No	0.050	1				0.05000
							Forestry	Ha	0.1525	0.2000				0.03050
							Horticulture	Ha	0.22634	0.000				0.00000
	4189	MuddapanavaraMalishanthappa		9	2e1	Machinery	SoilMoistureConservation	TCB	Ha	0.05741	0.440	14.59	75.566	0.02526
							WasteWair	No	0.050	0				0.00000
							Forestry	Ha	0.1525	0.0000				0.00000
							Horticulture	Ha	0.22634	0.080				0.01811
	4190	MuddappanavaraMalishanthappa		9	2e1	Machinery	SoilMoistureConservation	TCB	Ha	0.05741	0.480	14.59	75.566	0.02756
							WasteWair	No	0.050	1				0.05000
							Forestry	Ha	0.1525	0.2000				0.03050
							Horticulture	Ha	0.22634	0.000				0.00000
	4191	MuddappanavaraKarigoudaBinBasavanneppa		9	2e2	Machinery	SoilMoistureConservation	TCB	Ha	0.05741	0.820	14.59	75.566	0.04708
							WasteWair	No	0.050	2				0.10000
							Forestry	Ha	0.1525	0.3000				0.04575
							Horticulture	Ha	0.22634	0.000				0.00000
	4192	MuddemmanavaraKarigoudaBinBasavanneppa		9	2e1	Machinery	SoilMoistureConservation	TCB	Ha	0.05741	2.780	14.59	75.566	0.15960
							WasteWair	No	0.050	2				0.10000
							Forestry	Ha	0.1525	1.0000				0.15250
							Horticulture	Ha	0.22634	0.000				0.00000
	4193	MuddammanavaraBasanagouda		9	2e2	Machinery	SoilMoistureConservation	TCB	Ha	0.05741	0.300	14.59	75.566	0.01722
							WasteWair	No	0.050	2				0.10000
							Forestry	Ha	0.1525	0.4000				0.06100
							Horticulture	Ha	0.22634	0.000				0.00000
	4194	LingadahalliNagappa		9	3	Machinery	SoilMoistureConservation	TCB	Ha	0.05741	1.500	14.59	75.566	0.08612
							WasteWair	No	0.050	1				0.05000
							Forestry	Ha	0.1525	0.6000				0.09150
							Horticulture	Ha	0.22634	0.000				0.00000
	4195	ShivanandaTandeBasavanneppaMuddappanavara		9	4	Machinery	SoilMoistureConservation	TCB	Ha	0.05741	0.900	14.59	75.566	0.05167
							WasteWair	No	0.050	2				0.10000
							Forestry	Ha	0.1525	0.2000				0.03050
							Horticulture	Ha	0.22634	0.000				0.00000

VillageName	Farmer Code	FarmerName	Aadhar CardNo	Survey Number	RateType(Manually /Machinery)	ActivityType(SoilMoistureConservationActivity/WaterHarvestingActivity)	ActivityName	Unit	UnitCost(InLakhs.)	Proposed Quantity	Latitude(Deg-Min-Sec)	Longitude (Deg-Min-Sec)	TotalCost(InLacs)	Site Photo
	4196	ManjuMuddeManavara		9	5	Machinery	SoilMoistureConservation	TCB	Ha	0.05741	1.600	14.59	75.566	0.09186
							WasteWair	No	0.050	2				0.10000
							Forestry	Ha	0.1525	0.6000				0.09150
							Horticulture	Ha	0.22634	0.000				0.00000
	4197	SanthoshaMuddeManavara		9	6	Machinery	SoilMoistureConservation	TCB	Ha	0.05741	1.400	14.59	75.566	0.08037
							WasteWair	No	0.050	2				0.10000
							Forestry	Ha	0.1525	0.4000				0.06100
							Horticulture	Ha	0.22634	0.000				0.00000
	4198	HottigoudaraLinganagoudaBinGurushanthappa		10	1	Machinery	SoilMoistureConservation	TCB	Ha	0.05741	1.400	14.59	75.566	0.08037
							WasteWair	No	0.050	2				0.10000
							Forestry	Ha	0.1525	0.4000				0.06100
							Horticulture	Ha	0.22634	0.000				0.00000
	4199	HottigoudaraGadigeppagoudaGurushanthappa		10	2	Machinery	SoilMoistureConservation	TCB	Ha	0.05741	1.200	14.59	75.566	0.06889
							WasteWair	No	0.050	2				0.10000
							Forestry	Ha	0.1525	0.4000				0.06100
							Horticulture	Ha	0.22634	0.000				0.00000
	4200	VevundiPakkireddi		10	2	Machinery	SoilMoistureConservation	TCB	Ha	0.05741	1.200	14.59	75.566	0.06889
							WasteWair	No	0.050	2				0.10000
							Forestry	Ha	0.1525	0.4000				0.06100
							Horticulture	Ha	0.22634	0.000				0.00000
	4201	GaudarGovindagouda		10	3	Machinery	SoilMoistureConservation	TCB	Ha	0.05741	1.400	14.59	75.566	0.08037
							WasteWair	No	0.050	2				0.10000
							Forestry	Ha	0.1525	0.4000				0.06100
							Horticulture	Ha	0.22634	0.000				0.00000
	4202	GoudarBhimanagouda		10	4	Machinery	SoilMoistureConservation	TCB	Ha	0.05741	1.980	14.59	75.566	0.11367
							WasteWair	No	0.050	2				0.10000
							Forestry	Ha	0.1525	0.4000				0.06100
							Horticulture	Ha	0.22634	0.000				0.00000
	4203	HottigoudarBasangoudaBinGurushanthappa		10	5	Machinery	SoilMoistureConservation	TCB	Ha	0.05741	1.950	14.59	75.566	0.11195
							WasteWair	No	0.050	2				0.10000
							Forestry	Ha	0.1525	0.4000				0.06100
							Horticulture	Ha	0.22634	0.000				0.00000
	4204	MasangiGangavvaKomNagappa		11	1	Machinery	SoilMoistureConservation	TCB	Ha	0.05741	0.800	14.59	75.566	0.04593
							WasteWair	No	0.050	2				0.10000
							Forestry	Ha	0.1525	0.4000				0.06100
							Horticulture	Ha	0.22634	0.000				0.00000
	4205	MasanagiGangavvaKomNagappa		11	2	Machinery	SoilMoistureConservation	TCB	Ha	0.05741	0.600	14.59	75.566	0.03445
							WasteWair	No	0.050	1				0.05000
							Forestry	Ha	0.1525	0.4000				0.06100
							Horticulture	Ha	0.22634	0.000				0.00000
	4206	ShetasatadiRahamanSab		11	2	Machinery	SoilMoistureConservation	TCB	Ha	0.05741	1.510	14.59	75.566	0.08669
							WasteWair	No	0.050	2				0.10000
							Forestry	Ha	0.1525	0.4000				0.06100
							Horticulture	Ha	0.22634	0.000				0.00000
	4207	PatilRathanvvaKomDharamgouda		12	1	Machinery	SoilMoistureConservation	TCB	Ha	0.05741	0.660	14.59	75.566	0.03789
							WasteWair	No	0.050	2				0.10000
							Forestry	Ha	0.1525	0.4000				0.06100
							Horticulture	Ha	0.22634	0.000				0.00000
	4208	HanumangoudaTandeShandrappaUrphShankragoudaSaradaUr		12	2	Machinery	SoilMoistureConservation	TCB	Ha	0.05741	0.660	14.59	75.566	0.03789
							WasteWair	No	0.050	2				0.10000

VillageName	Farmer Code	FarmerName	Aadhar Card No	Survey Number	RateType(Manualy/Machinery)	ActivityType(SoilMoistureC onservati onActivity/Water HarvestingActivity)	ActivityName	Unit	UnitCost(InLakhs.)	Proposed Quantity	Latitude(Deg-Min-Sec)	Longitude (Deg-Min-Sec)	TotalCost(InLacs)	Site Photo
							Forestry	Ha	0.1525	0.4000			0.06100	
							Horticulture	Ha	0.22634	0.000			0.00000	
	4209	GaudarSiddangouda		13	2	Machinery	SoilMoistureConservation	TCB	Ha	0.05741	0.390	14.59	75.566	0.02239
							WasteWair	No	0.050	1			0.05000	
							Forestry	Ha	0.1525	0.2000			0.03050	
							Horticulture	Ha	0.22634	0.000			0.00000	
	4210	GaudarManjunagouda		13	2	Machinery	SoilMoistureConservation	TCB	Ha	0.05741	0.380	14.59	75.566	0.02182
							WasteWair	No	0.050	1			0.05000	
							Forestry	Ha	0.1525	0.2000			0.03050	
							Horticulture	Ha	0.22634	0.000			0.00000	
	4211	KannalaUrphGangadhara		13	1	Machinery	SoilMoistureConservation	TCB	Ha	0.05741	0.380	14.59	75.566	0.02182
							WasteWair	No	0.050	1			0.05000	
							Forestry	Ha	0.1525	0.2000			0.03050	
							Horticulture	Ha	0.22634	0.000			0.00000	
	4212	KannalaUrphHosamaniGurushanthappa		13	1	Machinery	SoilMoistureConservation	TCB	Ha	0.05741	0.380	14.59	75.566	0.02182
							WasteWair	No	0.050	1			0.05000	
							Forestry	Ha	0.1525	0.2000			0.03050	
							Horticulture	Ha	0.22634	0.000			0.00000	
	4213	KannalaUrphHosamaniUjjappa		13	1	Machinery	SoilMoistureConservation	TCB	Ha	0.05741	1.200	14.59	75.566	0.06889
							WasteWair	No	0.050	2			0.10000	
							Forestry	Ha	0.1525	0.6000			0.09150	
							Horticulture	Ha	0.22634	0.000			0.00000	
	4214	KannalaUrphHosamaniHucchappa		13	1	Machinery	SoilMoistureConservation	TCB	Ha	0.05741	1.500	14.59	75.566	0.08612
							WasteWair	No	0.050	2			0.10000	
							Forestry	Ha	0.1525	0.2000			0.03050	
							Horticulture	Ha	0.22634	0.000			0.00000	
	4215	UjjappanavaraHanumanthappa		13	1	Machinery	SoilMoistureConservation	TCB	Ha	0.05741	2.000	14.59	75.566	0.11482
							WasteWair	No	0.050	2			0.10000	
							Forestry	Ha	0.1525	1.0000			0.15250	
							Horticulture	Ha	0.22634	0.000			0.00000	
	4216	KadaramandalagiBasavanthappaUrphBasavarajappa		13	2	Machinery	SoilMoistureConservation	TCB	Ha	0.05741	1.000	14.59	75.566	0.05741
							WasteWair	No	0.050	2			0.10000	
							Forestry	Ha	0.1525	0.4000			0.06100	
							Horticulture	Ha	0.22634	0.000			0.00000	
	4217	PatilRathanavvaKomDharmagouda		13	3	Machinery	SoilMoistureConservation	TCB	Ha	0.05741	1.850	14.59	75.566	0.10621
							WasteWair	No	0.050	2			0.10000	
							Forestry	Ha	0.1525	0.6000			0.09150	
							Horticulture	Ha	0.22634	0.000			0.00000	
	4218	HorakeriKrishanppaBinRammappa(Uttara)		14	1	Machinery	SoilMoistureConservation	TCB	Ha	0.05741	0.250	14.59	75.566	0.01435
							WasteWair	No	0.050	1			0.05000	
							Forestry	Ha	0.1525	0.2000			0.03050	
							Horticulture	Ha	0.22634	0.000			0.00000	
	4219	ChaudappanavaraGadigeppaBinLinganagouda		14	1	Machinery	SoilMoistureConservation	TCB	Ha	0.05741	1.540	14.59	75.566	0.08841
							WasteWair	No	0.050	1			0.05000	
							Forestry	Ha	0.1525	0.2000			0.03050	
							Horticulture	Ha	0.22634	0.000			0.00000	
	4220	UjjappanavaraChannappa		14	2	Machinery	SoilMoistureConservation	TCB	Ha	0.05741	0.240	14.59	75.566	0.01378
							WasteWair	No	0.050	1			0.05000	
							Forestry	Ha	0.1525	0.2000			0.03050	

VillageName	Farmer Code	FarmerName	Aadhar Card No	Survey Number	RateType(Manualy/Machinery)	ActivityType(SoilMoistureConservationActivity/WaterHarvestingActivity)	ActivityName	Unit	UnitCost(InLakhs.)	Proposed Quantity	Latitude(Deg-Min-Sec)	Longitude(Deg-Min-Sec)	TotalCost(InLacs)	Site Photo
	4221	HorakeriHanumappa		14	20	Machinery	SoilMoistureConservation	Horticulture	Ha	0.22634	0.000		0.00000	
							TCB	Ha	0.05741	0.250	14.59	75.566	0.01435	
							WasteWair	No	0.050	1			0.05000	
							Forestry	Ha	0.1525	0.2000			0.03050	
							Horticulture	Ha	0.22634	0.000			0.00000	
	4222	UjjappanavaraKarilingappa		14	3	Machinery	SoilMoistureConservation	TCB	Ha	0.05741	0.370	14.59	75.566	0.02124
							WasteWair	No	0.050	1			0.05000	
							Forestry	Ha	0.1525	0.2000			0.03050	
							Horticulture	Ha	0.22634	0.000			0.00000	
	4223	UjjappanavaraMahadevappa		14	4	Machinery	SoilMoistureConservation	TCB	Ha	0.05741	1.000	14.59	75.566	0.05741
							WasteWair	No	0.050	2			0.10000	
							Forestry	Ha	0.1525	0.4000			0.06100	
							Horticulture	Ha	0.22634	0.000			0.00000	
	4224	UjjappanavaraHanumanthappa		14	5	Machinery	SoilMoistureConservation	TCB	Ha	0.05741	0.370	14.59	75.566	0.02124
							WasteWair	No	0.050	1			0.05000	
							Forestry	Ha	0.1525	0.2000			0.03050	
							Horticulture	Ha	0.22634	0.000			0.00000	
	4225	HorakeriNagappa		14	6	Machinery	SoilMoistureConservation	TCB	Ha	0.05741	0.410	14.59	75.566	0.02354
							WasteWair	No	0.050	1			0.05000	
							Forestry	Ha	0.1525	0.2000			0.03050	
							Horticulture	Ha	0.22634	0.000			0.00000	
	4226	UjjappanavaraKurvatteppaBinShankrappa		14	7	Machinery	SoilMoistureConservation	TCB	Ha	0.05741	0.200	14.59	75.566	0.01148
							WasteWair	No	0.050	1			0.05000	
							Forestry	Ha	0.1525	0.2000			0.03050	
							Horticulture	Ha	0.22634	0.000			0.00000	
	4227	MadukaraChannagoudar		14	8	Machinery	SoilMoistureConservation	TCB	Ha	0.05741	0.180	14.59	75.566	0.01033
							WasteWair	No	0.050	1			0.05000	
							Forestry	Ha	0.1525	0.1500			0.02288	
							Horticulture	Ha	0.22634	0.000			0.00000	
	4228	MadhukaraChannagoudar		14	9	Machinery	SoilMoistureConservation	TCB	Ha	0.05741	0.170	14.59	75.566	0.00976
							WasteWair	No	0.050	1			0.05000	
							Forestry	Ha	0.1525	0.2000			0.03050	
							Horticulture	Ha	0.22634	0.000			0.00000	
	4229	HosagoudaraNilavvaKomGasangouda		15	1#	Machinery	SoilMoistureConservation	TCB	Ha	0.05741	0.170	14.59	75.566	0.00976
							WasteWair	No	0.050	1			0.05000	
							Forestry	Ha	0.1525	0.2000			0.03050	
							Horticulture	Ha	0.22634	0.000			0.00000	
	4230	HosagoudarRudrappa		15	1#	Machinery	SoilMoistureConservation	TCB	Ha	0.05741	0.180	14.59	75.566	0.01033
							WasteWair	No	0.050	1			0.05000	
							Forestry	Ha	0.1525	0.2000			0.03050	
							Horticulture	Ha	0.22634	0.000			0.00000	
	4231	HosagoudarJatteppa		15	1# 1	Machinery	SoilMoistureConservation	TCB	Ha	0.05741	0.350	14.59	75.566	0.02009
							WasteWair	No	0.050	1			0.05000	
							Forestry	Ha	0.1525	0.2000			0.03050	
							Horticulture	Ha	0.22634	0.000			0.00000	
	4232	HosagoudarVirupakshappa		15	1# 1	Machinery	SoilMoistureConservation	TCB	Ha	0.05741	1.340	14.59	75.566	0.07693
							WasteWair	No	0.050	1			0.05000	
							Forestry	Ha	0.1525	0.2000			0.03050	
							Horticulture	Ha	0.22634	0.000			0.00000	

VillageName	Farmer Code	FarmerName	Aadhar Card No	Survey Number	RateType(Manualy/Machinery)	ActivityType(SoilMoistureConservationActivity/WaterHarvestingActivity)	ActivityName	Unit	UnitCost(InLakhs.)	Proposed Quantity	Latitude(Deg-Min-Sec)	Longitude(Deg-Min-Sec)	TotalCost(InLacs)	Site Photo
	4233	HsagoudarShanthavvaKomSomappa		15	1	Machinery	SoilMoistureConservation	TCB	Ha	0.05741	0.600	14.59	75.566	0.03445
							WasteWair	No	0.050	2				0.10000
							Forestry	Ha	0.1525	0.3000				0.04575
							Horticulture	Ha	0.22634	0.000				0.00000
	4234	HottigoudarRamanagouda		15	2	Machinery	SoilMoistureConservation	TCB	Ha	0.05741	0.600	14.59	75.566	0.03445
							WasteWair	No	0.050	1				0.05000
							Forestry	Ha	0.1525	0.2000				0.03050
							Horticulture	Ha	0.22634	0.000				0.00000
	4235	UjappanavaraBasavanthappa		15	2	Machinery	SoilMoistureConservation	TCB	Ha	0.05741	2.400	14.59	75.566	0.13778
							WasteWair	No	0.050	2				0.10000
							Forestry	Ha	0.1525	1.0000				0.15250
							Horticulture	Ha	0.22634	0.000				0.00000
	4236	UjappanavaraUjjappa		15	3	Machinery	SoilMoistureConservation	TCB	Ha	0.05741	0.180	14.59	75.566	0.01033
							WasteWair	No	0.050	1				0.05000
							Forestry	Ha	0.1525	0.1000				0.01525
							Horticulture	Ha	0.22634	0.000				0.00000
	4237	HottigoudarNagappa		15	4	Machinery	SoilMoistureConservation	TCB	Ha	0.05741	0.170	14.59	75.566	0.00976
							WasteWair	No	0.050	1				0.05000
							Forestry	Ha	0.1525	0.1000				0.01525
							Horticulture	Ha	0.22634	0.000				0.00000
	4238	HosagoudarGurushanthappa		15	5	Machinery	SoilMoistureConservation	TCB	Ha	0.05741	0.300	14.59	75.566	0.01722
							WasteWair	No	0.050	1				0.05000
							Forestry	Ha	0.1525	0.1000				0.01525
							Horticulture	Ha	0.22634	0.000				0.00000
	4239	HosagoudarKannagoudarBinShanmukhappa		15	6	Machinery	SoilMoistureConservation	TCB	Ha	0.05741	0.290	14.59	75.566	0.01665
							WasteWair	No	0.050	1				0.05000
							Forestry	Ha	0.1525	0.1000				0.01525
							Horticulture	Ha	0.22634	0.000				0.00000
	4240	HosagoudarGurushanthappa		16	1	Machinery	SoilMoistureConservation	TCB	Ha	0.05741	0.290	14.59	75.566	0.01665
							WasteWair	No	0.050	1				0.05000
							LRRS	No	2.500	1				2.50000
							Forestry	Ha	0.1525	0.1000				0.01525
							Horticulture	Ha	0.22634	0.000				0.00000
	4241	HosagoudarShanthavva		16	1	Machinery	SoilMoistureConservation	TCB	Ha	0.05741	0.300	14.59	75.566	0.01722
							WasteWair	No	0.050	1				0.05000
							Forestry	Ha	0.1525	0.1000				0.01525
							Horticulture	Ha	0.22634	0.000				0.00000
	4242	HosagoudarChandragoudaBinBasangouda		16	1	Machinery	SoilMoistureConservation	TCB	Ha	0.05741	0.290	14.59	75.566	0.01665
							WasteWair	No	0.050	1				0.05000
							Forestry	Ha	0.1525	0.1000				0.01525
							Horticulture	Ha	0.22634	0.000				0.00000
	4243	HosagoudarJatteppa		16	1	Machinery	SoilMoistureConservation	TCB	Ha	0.05741	1.150	14.59	75.566	0.06602
							WasteWair	No	0.050	2				0.10000
							LRRS	No	2.500	1				2.50000
							Forestry	Ha	0.1525	0.2000				0.03050
							Horticulture	Ha	0.22634	0.200				0.04527
	4244	HosagoudarVirupakshappa		16	1	Machinery	SoilMoistureConservation	TCB	Ha	0.05741	1.150	14.59	75.566	0.06602
							WasteWair	No	0.050	2				0.10000

VillageName	Farmer Code	FarmerName	Aadhar Card No	Survey Number	RateType(Manualy/Machinery)	ActivityType(SoilMoistureC onservati onActivity/Water HarvestingActivity)	ActivityName	Unit	UnitCost(InLakhs.)	Proposed Quantity	Latitude(Deg-Min-Sec)	Longitude (Deg-Min-Sec)	TotalCost(InLacs)	Site Photo
							Forestry	Ha	0.1525	0.3000			0.04575	
							Horticulture	Ha	0.22634	0.000			0.00000	
	4245	GuduguraLalithavva		16 1a	Machinery	SoilMoistureConservation	TCB	Ha	0.05741	2.470	14.59	75.566	0.14180	
							WasteWair	No	0.050	2			0.10000	
							Forestry	Ha	0.1525	0.3000			0.04575	
							Horticulture	Ha	0.22634	0.000			0.00000	
	4246	GuduguraVirupakshappa		16 1a	Machinery	SoilMoistureConservation	TCB	Ha	0.05741	1.510	14.59	75.566	0.08669	
							WasteWair	No	0.050	2			0.10000	
							Forestry	Ha	0.1525	0.3000			0.04575	
							Horticulture	Ha	0.22634	0.000			0.00000	
	4247	ChoudppanavaraHanumanthapaBinMaliyappa		16 2a	Machinery	SoilMoistureConservation	TCB	Ha	0.05741	0.300	14.59	75.566	0.01722	
							WasteWair	No	0.050	1			0.05000	
							Forestry	Ha	0.1525	0.1000			0.01525	
							Horticulture	Ha	0.22634	0.000			0.00000	
	4248	KunchurHalappa		16 2a	Machinery	SoilMoistureConservation	TCB	Ha	0.05741	0.300	14.59	75.566	0.01722	
							WasteWair	No	0.050	2			0.10000	
							Forestry	Ha	0.1525	0.1000			0.01525	
							Horticulture	Ha	0.22634	0.000			0.00000	
	4249	HosagoudaraRudrappa		16 3	Machinery	SoilMoistureConservation	TCB	Ha	0.05741	0.300	14.59	75.566	0.01722	
							WasteWair	No	0.050	1			0.05000	
							Forestry	Ha	0.1525	0.1000			0.01525	
							Horticulture	Ha	0.22634	0.000			0.00000	
	4250	HosagoudarKannagodaBinShanmukhappa		16 4	Machinery	SoilMoistureConservation	TCB	Ha	0.05741	0.600	14.59	75.566	0.03445	
							WasteWair	No	0.050	2			0.10000	
							Forestry	Ha	0.1525	0.6000			0.09150	
							Horticulture	Ha	0.22634	0.000			0.00000	
	4251	HosagoudarShanthavva		16 8	Machinery	SoilMoistureConservation	TCB	Ha	0.05741	0.880	14.59	75.566	0.05052	
							WasteWair	No	0.050	2			0.10000	
							Forestry	Ha	0.1525	0.3000			0.04575	
							Horticulture	Ha	0.22634	0.000			0.00000	
	4252	PatiaRathanavvaKomDharmagouda		17 1	Machinery	SoilMoistureConservation	TCB	Ha	0.05741	0.940	14.59	75.566	0.05397	
							WasteWair	No	0.050	2			0.10000	
							Forestry	Ha	0.1525	0.3000			0.04575	
							Horticulture	Ha	0.22634	0.000			0.00000	
	4253	KunchurMahadevappaBinBhimappa		17 2	Machinery	SoilMoistureConservation	TCB	Ha	0.05741	1.270	14.59	75.566	0.07291	
							WasteWair	No	0.050	2			0.10000	
							Forestry	Ha	0.1525	0.4000			0.06100	
							Horticulture	Ha	0.22634	0.000			0.00000	
	4254	KunchurBasavanneppa		17 3	Machinery	SoilMoistureConservation	TCB	Ha	0.05741	1.660	14.59	75.566	0.09530	
							WasteWair	No	0.050	2			0.10000	
							Forestry	Ha	0.1525	1.0000			0.15250	
							Horticulture	Ha	0.22634	0.000			0.00000	
	4255	MuddemavaraBasanagouda		18 *	Machinery	SoilMoistureConservation	TCB	Ha	0.05741	1.300	14.59	75.566	0.07463	
							WasteWair	No	0.050	2			0.10000	
							Forestry	Ha	0.1525	0.4000			0.06100	
							Horticulture	Ha	0.22634	0.000			0.00000	
	4256	KunchurGurushanthappa		19 *	Machinery	SoilMoistureConservation	TCB	Ha	0.05741	1.510	14.59	75.566	0.08669	
							WasteWair	No	0.050	2			0.10000	
							Forestry	Ha	0.1525	0.6000			0.09150	

VillageName	Farmer Code	FarmerName	Aadhar Card No	Survey Number	RateType(Manualy/Machinery)	ActivityType(SoilMoistureConservationActivity/WaterHarvestingActivity)	ActivityName	Unit	UnitCost(InLakhs.)	Proposed Quantity	Latitude(Deg-Min-Sec)	Longitude(Deg-Min-Sec)	TotalCost(InLacs)	Site Photo
	4257	MasangiShivanandappa		20	1	Machinery	SoilMoistureConservation	Horticulture	Ha	0.22634	0.000		0.00000	
							TCB	Ha	0.05741	1.200	14.59	75.566	0.06889	
							WasteWair	No	0.050	2			0.10000	
							Forestry	Ha	0.1525	0.6000			0.09150	
							Horticulture	Ha	0.22634	0.000			0.00000	
	4258	MasangiHucchappa		20	2	Machinery	SoilMoistureConservation	TCB	Ha	0.05741	0.430	14.59	75.566	0.02469
							WasteWair	No	0.050	2			0.10000	
							Forestry	Ha	0.1525	0.6000			0.09150	
							Horticulture	Ha	0.22634	0.000			0.00000	
	4259	MuddappanavaraParameshappa		21		Machinery	SoilMoistureConservation	TCB	Ha	0.05741	0.430	14.59	75.566	0.02469
							WasteWair	No	0.050	1			0.05000	
							Forestry	Ha	0.1525	0.6000			0.09150	
							Horticulture	Ha	0.22634	0.000			0.00000	
	4260	MuddappanavaraChanbasavva		21		Machinery	SoilMoistureConservation	TCB	Ha	0.05741	0.520	14.59	75.566	0.02985
							WasteWair	No	0.050	1			0.05000	
							Forestry	Ha	0.1525	0.4000			0.06100	
							Horticulture	Ha	0.22634	0.000			0.00000	
	4261	MuddappanavaraHonnavva		21		Machinery	SoilMoistureConservation	TCB	Ha	0.05741	1.200	14.59	75.566	0.06889
							WasteWair	No	0.050	1			0.05000	
							Forestry	Ha	0.1525	0.4000			0.06100	
							Horticulture	Ha	0.22634	0.000			0.00000	
	4262	MruthunjayaTandeGulappaMuddappanavara		21		Machinery	SoilMoistureConservation	TCB	Ha	0.05741	1.380	14.59	75.566	0.07923
							WasteWair	No	0.050	2			0.10000	
							Forestry	Ha	0.1525	0.6000			0.09150	
							Horticulture	Ha	0.22634	0.000			0.00000	
	4263	MuddappanavaraPuttappa		21	123	Machinery	SoilMoistureConservation	TCB	Ha	0.05741	0.430	14.59	75.566	0.02469
							WasteWair	No	0.050	1			0.05000	
							Forestry	Ha	0.1525	0.2000			0.03050	
							Horticulture	Ha	0.22634	0.000			0.00000	
	4264	KunchurHalappa		21	2	Machinery	SoilMoistureConservation	TCB	Ha	0.05741	0.340	14.59	75.566	0.01952
							WasteWair	No	0.050	1			0.05000	
							Forestry	Ha	0.1525	0.2000			0.03050	
							Horticulture	Ha	0.22634	0.200			0.04527	
	4265	MuddappanavaraShankrappaBinUkkundappa		21	329	Machinery	SoilMoistureConservation	TCB	Ha	0.05741	0.350	14.59	75.566	0.02009
							WasteWair	No	0.050	1			0.05000	
							Forestry	Ha	0.1525	0.2000			0.03050	
							Horticulture	Ha	0.22634	0.200			0.04527	
	4266	HiremathaVirabhadrayya		22	129	Machinery	SoilMoistureConservation	TCB	Ha	0.05741	0.340	14.59	75.566	0.01952
							WasteWair	No	0.050	1			0.05000	
							Forestry	Ha	0.1525	0.2000			0.03050	
							Horticulture	Ha	0.22634	0.200			0.04527	
	4267	HiremathaShivamuthayya		22	123	Machinery	SoilMoistureConservation	TCB	Ha	0.05741	0.340	14.59	75.566	0.01952
							WasteWair	No	0.050	1			0.05000	
							Forestry	Ha	0.1525	0.2000			0.03050	
							Horticulture	Ha	0.22634	0.200			0.04527	
	4268	HiremataJagadevayya		22	127	Machinery	SoilMoistureConservation	TCB	Ha	0.05741	0.340	14.59	75.566	0.01952
							WasteWair	No	0.050	1			0.05000	
							LRRS	No	2.500	1			2.50000	
							Forestry	Ha	0.1525	0.2000			0.03050	

VillageName	Farmer Code	FarmerName	Aadhar Card No	Survey Number	RateType(Manualy/Machinery)	ActivityType(SoilMoistureConservationActivity/WaterHarvestingActivity)	ActivityName	Unit	UnitCost(InLakhs.)	Proposed Quantity	Latitude(Deg-Min-Sec)	Longitude(Deg-Min-Sec)	TotalCost(InLacs)	Site Photo
	4269	HiremataGurushathappa		22	1	Machinery	SoilMoistureConservation	Horticulture	Ha	0.22634	0.200			0.04527
								TCB	Ha	0.05741	0.500	14.59	75.566	0.02871
								WasteWair	No	0.050	1			0.05000
								LRRS	No	2.500	1			2.50000
								Forestry	Ha	0.1525	0.2000			0.03050
								Horticulture	Ha	0.22634	0.200			0.04527
	4270	HiremathaJayadevayya		22	2	Machinery	SoilMoistureConservation	TCB	Ha	0.05741	0.400	14.59	75.566	0.02296
								WasteWair	No	0.050	1			0.05000
								Forestry	Ha	0.1525	0.2000			0.03050
								Horticulture	Ha	0.22634	0.200			0.04527
	4271	KabbinakantimataHalasiddayya		22	2	Machinery	SoilMoistureConservation	TCB	Ha	0.05741	0.500	14.59	75.566	0.02871
								WasteWair	No	0.050	1			0.05000
								Forestry	Ha	0.1525	0.2000			0.03050
								Horticulture	Ha	0.22634	0.200			0.04527
	4272	HiremataGurushanthayya		22	3	Machinery	SoilMoistureConservation	TCB	Ha	0.05741	1.750	14.59	75.566	0.10047
								WasteWair	No	0.050	1			0.05000
								LRRS	No	2.500	1			2.50000
								Forestry	Ha	0.1525	0.2000			0.03050
								Horticulture	Ha	0.22634	0.200			0.04527
	4273	MuddannanavaraMahadevappa		23	1	Machinery	SoilMoistureConservation	TCB	Ha	0.05741	1.740	14.59	75.566	0.09989
								WasteWair	No	0.050	1			0.05000
								LRRS	No	2.500	1			2.50000
								Forestry	Ha	0.1525	0.2000			0.03050
								Horticulture	Ha	0.22634	0.000			0.00000
	4274	MuddammanavaraSuresha		23	2	Machinery	SoilMoistureConservation	TCB	Ha	0.05741	0.840	14.59	75.566	0.04822
								WasteWair	No	0.050	1			0.05000
								Forestry	Ha	0.1525	0.2000			0.03050
								Horticulture	Ha	0.22634	0.000			0.00000
								Horticulture	Ha	0.22634	0.000			0.00000
TDKoppa	4275	PujaraKanakappa		1	*	Machinery	SoilMoistureConservation	TCB	Ha	0.05741	0.110	14.573	75.564	0.00632
								WasteWair	No	0.050	1			0.05000
								Forestry	Ha	0.1525	0.0000			0.00000
								Horticulture	Ha	0.22634	0.000			0.00000
4D4C5T1c	4276	NagarajaTandeRangappaReddi		2	1	Machinery	SoilMoistureConservation	TCB	Ha	0.05741	0.470	14.573	75.564	0.02698
								WasteWair	No	0.050	1			0.05000
								Forestry	Ha	0.1525	0.4000			0.06100
								Horticulture	Ha	0.22634	0.300			0.06790
	4277	PakirappanvaraChayadevi		2	1	Machinery	SoilMoistureConservation	TCB	Ha	0.05741	0.470	14.573	75.564	0.02698
								WasteWair	No	0.050	1			0.05000
								Forestry	Ha	0.1525	0.4000			0.06100
								Horticulture	Ha	0.22634	0.300			0.06790
	4278	PakirappanavaraManjapa		2	1	Machinery	SoilMoistureConservation	TCB	Ha	0.05741	0.200	14.573	75.564	0.01148
								WasteWair	No	0.050	1			0.05000
								Forestry	Ha	0.1525	0.3000			0.04575
								Horticulture	Ha	0.22634	0.000			0.00000
	4279	PatilIndravvaKomLinganagouda		2	2	Machinery	SoilMoistureConservation	TCB	Ha	0.05741	0.160	14.573	75.564	0.00919
								WasteWair	No	0.050	1			0.05000
								Forestry	Ha	0.1525	0.3000			0.04575
								Horticulture	Ha	0.22634	0.000			0.00000
	4280	PatilGirishagouda		2	2	Machinery	SoilMoistureConservation	TCB	Ha	0.05741	1.230	14.573	75.564	0.07061
								WasteWair	No	0.050	1			0.05000
								Forestry	Ha	0.1525	1.0000			0.15250
								Horticulture	Ha	0.22634	1.000			0.22634
	4281	NagarajaTandelshavarappaUrphishappaSadara		2	5	Machinery	SoilMoistureConservation	TCB	Ha	0.05741	0.180	14.573	75.564	0.01033
								WasteWair	No	0.050	1			0.05000
								Forestry	Ha	0.1525	1.0000			0.15250
								Horticulture	Ha	0.22634	0.000			0.00000
	4282	MuddappanavaraGadhigepa		2	6	Machinery	SoilMoistureConservation	TCB	Ha	0.05741	0.160	14.573	75.564	0.00919
								WasteWair	No	0.050	1			0.05000



							Forestry	Ha	0.1525	1.0000			0.15250
							Horticulture	Ha	0.22634	0.000			0.00000
4283	GoudaraPrakashaBinRanganaouda		3	10	Machinery	SoilMoistureConservation	TCB	Ha	0.05741	0.150	14.573	75.564	0.00861
							WasteWair	No	0.050		1		0.05000
							Forestry	Ha	0.1525	1.0000			0.15250
							Horticulture	Ha	0.22634	0.000			0.00000

VillageName	Farmer Code	FarmerName	Aadhar Card No	Survey Number	RateType(Manualy/Machinery)	ActivityType(SoilMoistureConservationActivity/WaterHarvestingActivity)	ActivityName	Unit	UnitCost(InLakhs.)	Proposed Quantity	Latitude(Deg-Min-Sec)	Longitude(Deg-Min-Sec)	TotalCost(InLacs)	Site Photo
	4284	GoudaraChannabasanagoudaBinRanganagouda		3 11	Machinery	SoilMoistureConservation	TCB	Ha	0.05741	0.200	14.573	75.564	0.01148	
							WasteWair	No	0.050	1			0.05000	
							Forestry	Ha	0.1525	1.0000			0.15250	
							Horticulture	Ha	0.22634	0.000			0.00000	
	4285	RenukaNegalura		3 12	Machinery	SoilMoistureConservation	TCB	Ha	0.05741	0.950	14.573	75.564	0.05454	
							WasteWair	No	0.050	1			0.05000	
							Forestry	Ha	0.1525	0.8000			0.12200	
							Horticulture	Ha	0.22634	0.500			0.11317	
	4286	PatilChanabasanagouda		3 2	Machinery	SoilMoistureConservation	TCB	Ha	0.05741	0.920	14.573	75.564	0.05282	
							WasteWair	No	0.050	1			0.05000	
							Forestry	Ha	0.1525	0.8000			0.12200	
							Horticulture	Ha	0.22634	0.500			0.11317	
	4287	MalluraVenkappa		3 3e	Machinery	SoilMoistureConservation	TCB	Ha	0.05741	0.680	14.573	75.564	0.03904	
							WasteWair	No	0.050	1			0.05000	
							Forestry	Ha	0.1525	0.4000			0.06100	
							Horticulture	Ha	0.22634	0.300			0.06790	
	4288	GoudaraChannabasanagouda		3 3o	Machinery	SoilMoistureConservation	TCB	Ha	0.05741	0.520	14.573	75.564	0.02985	
							WasteWair	No	0.050	1			0.05000	
							Forestry	Ha	0.1525	0.8000			0.12200	
							Horticulture	Ha	0.22634	0.300			0.06790	
	4289	GoudarYallanagodaBinRanganagouda		3 7	Machinery	SoilMoistureConservation	TCB	Ha	0.05741	0.220	14.573	75.564	0.01263	
							WasteWair	No	0.050	1			0.05000	
							Forestry	Ha	0.1525	0.3000			0.04575	
							Horticulture	Ha	0.22634	0.100			0.02263	
	4290	GoudaraHanumanthagoudaBinRanganagouda		3 8	Machinery	SoilMoistureConservation	TCB	Ha	0.05741	0.140	14.573	75.564	0.00804	
							WasteWair	No	0.050	1			0.05000	
							Forestry	Ha	0.1525	0.1000			0.01525	
							Horticulture	Ha	0.22634	0.000			0.00000	
	4291	GoudarManjanagoudaBinRanganagouda		3 9	Machinery	SoilMoistureConservation	TCB	Ha	0.05741	0.130	14.573	75.564	0.00746	
							WasteWair	No	0.050	1			0.05000	
							Forestry	Ha	0.1525	0.1000			0.01525	
							Horticulture	Ha	0.22634	0.000			0.00000	
	4292	Kereya		4 *	Machinery	SoilMoistureConservation	TCB	Ha	0.05741	0.860	14.573	75.564	0.04937	
							WasteWair	No	0.050	1			0.05000	
							Forestry	Ha	0.1525	0.4000			0.06100	

VillageName	Farmer Code	FarmerName	Aadhar Card No	Survey Number	RateType(Manualy/Machinery)	ActivityType(SoilMoistureConservationActivity/WaterHarvestingActivity)	ActivityName	Unit	UnitCost(InLakhs.)	Proposed Quantity	Latitude(Deg-Min-Sec)	Longitude(Deg-Min-Sec)	TotalCost(InLacs)	Site Photo
	4293	BanakaraUrphMulimaniDharmappa		5	423+5	Machinery	SoilMoistureConservation	Horticulture	Ha	0.22634	0.300			0.06790
							TCB	Ha	0.05741	0.500	14.573	75.564	0.02871	
							WasteWair	No	0.050	1			0.05000	
							Forestry	Ha	0.1525	0.0000			0.00000	
							Horticulture	Ha	0.22634	0.000			0.00000	
	4294	Kaganalajangappa		5	223+322	Machinery	SoilMoistureConservation	TCB	Ha	0.05741	0.110	14.573	75.564	0.00632
							WasteWair	No	0.050	1			0.05000	
							Forestry	Ha	0.1525	0.0000			0.00000	
							Horticulture	Ha	0.22634	0.000			0.00000	
	4295	DhasareddiMelagiriya		5	223+322	Machinery	SoilMoistureConservation	TCB	Ha	0.05741	0.140	14.573	75.564	0.00804
							WasteWair	No	0.050	1			0.05000	
							Forestry	Ha	0.1525	0.3000			0.04575	
							Horticulture	Ha	0.22634	0.000			0.00000	
	4296	DasareddiRangappa		5	223+322	Machinery	SoilMoistureConservation	TCB	Ha	0.05741	0.150	14.573	75.564	0.00861
							WasteWair	No	0.050	1			0.05000	
							Forestry	Ha	0.1525	0.0000			0.00000	
							Horticulture	Ha	0.22634	0.000			0.00000	
	4297	DasareddiRamappa		5	223+322	Machinery	SoilMoistureConservation	TCB	Ha	0.05741	0.290	14.573	75.564	0.01665
							WasteWair	No	0.050	1			0.05000	
							Forestry	Ha	0.1525	0.3000			0.04575	
							Horticulture	Ha	0.22634	0.100			0.02263	
	4298	BanakaraUrphMulimaniVasappa		5	423+5	Machinery	SoilMoistureConservation	TCB	Ha	0.05741	0.520	14.573	75.564	0.02985
							WasteWair	No	0.050	1			0.05000	
							Forestry	Ha	0.1525	0.4000			0.06100	
							Horticulture	Ha	0.22634	0.300			0.06790	
	4299	Basamma		5	423+522	Machinery	SoilMoistureConservation	TCB	Ha	0.05741	0.200	14.573	75.564	0.01148
							WasteWair	No	0.050	1			0.05000	
							Forestry	Ha	0.1525	1.0000			0.15250	
							Horticulture	Ha	0.22634	1.000			0.22634	
	4300	DasaradaKrishnappaBinBasappa		5	6	Machinery	SoilMoistureConservation	TCB	Ha	0.05741	1.530	14.573	75.564	0.08784
							WasteWair	No	0.050	1			0.05000	
							Forestry	Ha	0.1525	1.0000			0.15250	
							Horticulture	Ha	0.22634	1.000			0.22634	
	4301	BanakaraUrphMulimaniSushilammaKomBalappa		5	7	Machinery	SoilMoistureConservation	TCB	Ha	0.05741	0.300	14.573	75.564	0.01722
							WasteWair	No	0.050	1			0.05000	
							Forestry	Ha	0.1525	0.3000			0.04575	
							Horticulture	Ha	0.22634	0.100			0.02263	
	4302	OlekaraUrphThalavaraNagaraja		6	1	Machinery	SoilMoistureConservation	TCB	Ha	0.05741	0.720	14.573	75.564	0.04134
							WasteWair	No	0.050	1			0.05000	
							Forestry	Ha	0.1525	0.4000			0.06100	
							Horticulture	Ha	0.22634	0.300			0.06790	
	4303	ThalavaraNagappa		6	2	Machinery	SoilMoistureConservation	TCB	Ha	0.05741	2.440	14.573	75.564	0.14008
						Machinery	SoilMoistureConservation	TCB	Ha	0.05741		14.573	75.564	0.00000
							Forestry	Ha	0.1525	1.0000			0.15250	
							Horticulture	Ha	0.22634	1.000			0.22634	
	4305	PatilRanganagouda		8	10	Machinery	SoilMoistureConservation	TCB	Ha	0.05741	0.130	14.573	75.564	0.00746
							WasteWair	No	0.050	1			0.05000	
							Forestry	Ha	0.1525	0.1500			0.02288	
							Horticulture	Ha	0.22634	0.000			0.00000	

VillageName	Farmer Code	FarmerName	Aadhar CardNo	Survey Number	RateType(Manually /Machinery)	ActivityType(SoilMoistureConservationActivity/WaterHarvestingActivity)	ActivityName	Unit	UnitCost(InLakhs.)	Proposed Quantity	Latitude(Deg-Min-Sec)	Longitude (Deg-Min-Sec)	TotalCost(InLacs)	Site Photo
	4306	PatilShekanagouda		8   11	Machinery	SoilMoistureConservation	TCB	Ha	0.05741	0.130	14.573	75.564	0.00746	
							WasteWair	No	0.050	1			0.05000	
							Forestry	Ha	0.1525	0.1500			0.02288	
							Horticulture	Ha	0.22634	0.000			0.00000	
	4307	MathadVirayya		8   12	Machinery	SoilMoistureConservation	TCB	Ha	0.05741	0.680	14.573	75.564	0.03904	
							WasteWair	No	0.050	1			0.05000	
							Forestry	Ha	0.1525	0.4000			0.06100	
							Horticulture	Ha	0.22634	0.300			0.06790	
	4308	NagarathanaKomDanayyaMathada		8   3	Machinery	SoilMoistureConservation	TCB	Ha	0.05741	0.580	14.573	75.564	0.03330	
							WasteWair	No	0.050	1			0.05000	
							Forestry	Ha	0.1525	0.4000			0.06100	
							Horticulture	Ha	0.22634	0.300			0.06790	
	4309	KoppadaAshok		8   4	Machinery	SoilMoistureConservation	TCB	Ha	0.05741	0.400	14.573	75.564	0.02296	
							WasteWair	No	0.050	1			0.05000	
							Forestry	Ha	0.1525	0.4000			0.06100	
							Horticulture	Ha	0.22634	0.300			0.06790	
	4310	ShekanagoudaNilanagoudaPatil		8   7	Machinery	SoilMoistureConservation	TCB	Ha	0.05741	0.360	14.573	75.564	0.02067	
							WasteWair	No	0.050	1			0.05000	
							Forestry	Ha	0.1525	0.1500			0.02288	
							Horticulture	Ha	0.22634	0.100			0.02263	
	4311	PatilKrishnagouda		8   8	Machinery	SoilMoistureConservation	TCB	Ha	0.05741	0.360	14.573	75.564	0.02067	
							WasteWair	No	0.050	1			0.05000	
							Forestry	Ha	0.1525	0.1500			0.02288	
							Horticulture	Ha	0.22634	0.100			0.02263	
	4312	DasaradderaSunita		9   2	Machinery	SoilMoistureConservation	TCB	Ha	0.05741	0.310	14.573	75.564	0.01780	
							WasteWair	No	0.050	1			0.05000	
							Forestry	Ha	0.1525	0.3000			0.04575	
							Horticulture	Ha	0.22634	0.100			0.02263	
	4313	DasaredderaHanumareddi		9   2	Machinery	SoilMoistureConservation	TCB	Ha	0.05741	0.490	14.573	75.564	0.02813	
							WasteWair	No	0.050	1			0.05000	
							Forestry	Ha	0.1525	0.8000			0.12200	
							Horticulture	Ha	0.22634	0.300			0.06790	
	4314	BanakaraLakshmanaBinYallappa		9   1	Machinery	SoilMoistureConservation	TCB	Ha	0.05741	1.580	14.573	75.564	0.09071	
							WasteWair	No	0.050	1			0.05000	
							Forestry	Ha	0.1525	1.0000			0.15250	
							Horticulture	Ha	0.22634	0.000			0.00000	
	4315	DarareddyYallareddi		9   2	Machinery	SoilMoistureConservation	TCB	Ha	0.05741	0.490	14.573	75.564	0.02813	
							WasteWair	No	0.050	1			0.05000	
							Forestry	Ha	0.1525	1.0000			0.15250	
							Horticulture	Ha	0.22634	1.000			0.22634	
	4316	DabalappanavaraMallavvaKonDharmareddi		10   *	Machinery	SoilMoistureConservation	TCB	Ha	0.05741	2.290	14.573	75.564	0.13147	
							WasteWair	No	0.050	1			0.05000	
							Forestry	Ha	0.1525	0.1000			0.01525	
							Horticulture	Ha	0.22634	0.000			0.00000	
	4317	ThalavaraGovindappa		10   *	Machinery	SoilMoistureConservation	TCB	Ha	0.05741	1.240	14.573	75.564	0.07119	
							WasteWair	No	0.050	1			0.05000	
							Forestry	Ha	0.1525	1.0000			0.15250	
							Horticulture	Ha	0.22634	1.000			0.22634	
	4318	MuddappanavaraShamalaKomBasavanneppa		11   1	Machinery	SoilMoistureConservation	TCB	Ha	0.05741	2.500	14.573	75.564	0.14353	
							WasteWair	No	0.050	1			0.05000	

VillageName	Farmer Code	FarmerName	Aadhar Card No	Survey Number	RateType(Manualy/Machinery)	ActivityType(SoilMoistureConservationActivity/WaterHarvestingActivity)	ActivityName	Unit	UnitCost(InLakhs.)	Proposed Quantity	Latitude(Deg-Min-Sec)	Longitude(Deg-Min-Sec)	TotalCost(InLacs)	Site Photo
							Forestry	Ha	0.1525	1.0000			0.15250	
							Horticulture	Ha	0.22634	1.000			0.22634	
	4319	MathadaNilavva		11	2೨	Machinery	SoilMoistureConservation	TCB	Ha	0.05741	1.120	14.573	75.564	0.06430
							WasteWair	No	0.050	1			0.05000	
							Forestry	Ha	0.1525	1.0000			0.15250	
							Horticulture	Ha	0.22634	1.000			0.22634	
	4320	MathadaGaurammaKomPakkirayya		11	2೩	Machinery	SoilMoistureConservation	TCB	Ha	0.05741	1.120	14.573	75.564	0.06430
							WasteWair	No	0.050	1			0.05000	
							Forestry	Ha	0.1525	1.0000			0.15250	
							Horticulture	Ha	0.22634	1.000			0.22634	
	4321	MathadaSiddayyaBinChannabasayya		11	2೪	Machinery	SoilMoistureConservation	TCB	Ha	0.05741	2.240	14.573	75.564	0.12860
							WasteWair	No	0.050	1			0.05000	
							Forestry	Ha	0.1525	1.0000			0.15250	
							Horticulture	Ha	0.22634	1.000			0.22634	
	4322	Koppadalrappa		12	1	Machinery	SoilMoistureConservation	TCB	Ha	0.05741	0.800	14.573	75.564	0.04593
							WasteWair	No	0.050	1			0.05000	
							Forestry	Ha	0.1525	0.8000			0.12200	
							Horticulture	Ha	0.22634	0.500			0.11317	
	4323	KoppadaManjappa		12	1	Machinery	SoilMoistureConservation	TCB	Ha	0.05741	0.800	14.573	75.564	0.04593
							WasteWair	No	0.050	1			0.05000	
							Forestry	Ha	0.1525	0.8000			0.12200	
							Horticulture	Ha	0.22634	0.500			0.11317	
	4324	NegaluraNingappa		12	1	Machinery	SoilMoistureConservation	TCB	Ha	0.05741	0.920	14.573	75.564	0.05282
							WasteWair	No	0.050	1			0.05000	
							Forestry	Ha	0.1525	0.8000			0.12200	
							Horticulture	Ha	0.22634	0.500			0.11317	
	4325	NegaluraPraksha		12	1	Machinery	SoilMoistureConservation	TCB	Ha	0.05741	0.910	14.573	75.564	0.05224
							WasteWair	No	0.050	1			0.05000	
							Forestry	Ha	0.1525	0.8000			0.12200	
							Horticulture	Ha	0.22634	0.500			0.11317	
	4326	MuddappanavaraKruvattheppaBinMahadevappa		12	2	Machinery	SoilMoistureConservation	TCB	Ha	0.05741	1.780	14.573	75.564	0.10219
							WasteWair	No	0.050	1			0.05000	
							Forestry	Ha	0.1525	0.8000			0.12200	
							Horticulture	Ha	0.22634	0.300			0.06790	
	4327	MuddappanavaraKuruvattheppaBinMahadevappa		12	3	Machinery	SoilMoistureConservation	TCB	Ha	0.05741	1.420	14.573	75.564	0.08152
							WasteWair	No	0.050	1			0.05000	
							Forestry	Ha	0.1525	0.4000			0.06100	
							Horticulture	Ha	0.22634	0.300			0.06790	
	4328	KademaniKariyammaKomRangappa		13	2೨	Machinery	SoilMoistureConservation	TCB	Ha	0.05741	0.760	14.573	75.564	0.04363
							WasteWair	No	0.050	1			0.05000	
							Forestry	Ha	0.1525	0.8000			0.12200	
							Horticulture	Ha	0.22634	0.300			0.06790	
	4329	KademaniHanumappa		13	2೩	Machinery	SoilMoistureConservation	TCB	Ha	0.05741	0.380	14.573	75.564	0.02182
							WasteWair	No	0.050	1			0.05000	
							Forestry	Ha	0.1525	0.3000			0.04575	
							Horticulture	Ha	0.22634	0.200			0.04527	
	4330	KademaniKariyammaKomRangappa		13	2೪	Machinery	SoilMoistureConservation	TCB	Ha	0.05741	0.380	14.573	75.564	0.02182
							WasteWair	No	0.050	1			0.05000	

VillageName	Farmer Code	FarmerName	Aadhar Card No	Survey Number	RateType(Manualy/Machinery)	ActivityType(SoilMoistureConservationActivity/WaterHarvestingActivity)	ActivityName	Unit	UnitCost(InLakhs.)	Proposed Quantity	Latitude(Deg-Min-Sec)	Longitude(Deg-Min-Sec)	TotalCost(InLacs)	Site Photo
							Forestry	Ha	0.1525	0.4000			0.06100	
							Horticulture	Ha	0.22634	0.200			0.04527	
	4331	MadaraUrphNaduinamaniChaudappaBinRangappa		13	2A	Machinery	SoilMoistureConservation	TCB	Ha	0.05741	1.880	14.573	75.564	0.10793
							WasteWair	No	0.050	1			0.05000	
							Forestry	Ha	0.1525	0.8000			0.12200	
							Horticulture	Ha	0.22634	0.300			0.06790	
	4332	NegaluraNingappa		13	2b	Machinery	SoilMoistureConservation	TCB	Ha	0.05741	1.140	14.573	75.564	0.06545
							WasteWair	No	0.050	1			0.05000	
							Forestry	Ha	0.1525	1.0000			0.15250	
							Horticulture	Ha	0.22634	0.500			0.11317	
	4333	NegaluraPrakasha		13	3	Machinery	SoilMoistureConservation	TCB	Ha	0.05741	1.150	14.573	75.564	0.06602
							WasteWair	No	0.050	1			0.05000	
							Forestry	Ha	0.1525	1.0000			0.15250	
							Horticulture	Ha	0.22634	0.500			0.11317	
	4334	Olekaralrappa		14	1e	Machinery	SoilMoistureConservation	TCB	Ha	0.05741	1.260	14.573	75.564	0.07234
							WasteWair	No	0.050	1			0.05000	
							Forestry	Ha	0.1525	1.0000			0.15250	
							Horticulture	Ha	0.22634	1.000			0.22634	
	4335	OlekaraMahadevappa		14	1f	Machinery	SoilMoistureConservation	TCB	Ha	0.05741	1.040	14.573	75.564	0.05971
							WasteWair	No	0.050	1			0.05000	
							Forestry	Ha	0.1525	1.0000			0.15250	
							Horticulture	Ha	0.22634	0.500			0.11317	
	4336	OlekaraMahadevappa		14	1g	Machinery	SoilMoistureConservation	TCB	Ha	0.05741	0.800	14.573	75.564	0.04593
							WasteWair	No	0.050	1			0.05000	
							Forestry	Ha	0.1525	0.8000			0.12200	
							Horticulture	Ha	0.22634	0.500			0.11317	
	4337	MaiduraVenkaraddi		14	1d	Machinery	SoilMoistureConservation	TCB	Ha	0.05741	1.160	14.573	75.564	0.06660
							WasteWair	No	0.050	1			0.05000	
							Forestry	Ha	0.1525	1.0000			0.15250	
							Horticulture	Ha	0.22634	0.500			0.11317	
	4338	NaduinamaniSiddappa		14	2	Machinery	SoilMoistureConservation	TCB	Ha	0.05741	2.150	14.573	75.564	0.12343
							WaterHarvestingActivity	FarmPond	No	1.040	1			1.04000
							Forestry	Ha	0.1525	1.0000			0.15250	
							Horticulture	Ha	0.22634	1.000			0.22634	
	4339	BillalliUrphSomakkanavraMahadevappa		15	1	Machinery	SoilMoistureConservation	TCB	Ha	0.05741	2.960	14.573	75.564	0.16993
							WaterHarvestingActivity	FarmPond	No	1.040	1			1.04000
							Forestry	Ha	0.1525	1.0000			0.15250	
							Horticulture	Ha	0.22634	1.000			0.22634	
	4340	MutturaGiriyappa		15	2	Machinery	SoilMoistureConservation	TCB	Ha	0.05741	0.600	14.573	75.564	0.03445
							WasteWair	No	0.050	1			0.05000	
							Forestry	Ha	0.1525	0.8000			0.12200	
							Horticulture	Ha	0.22634	0.300			0.06790	
	4341	SadaraUrphKoppadaRudramma		15	3	Machinery	SoilMoistureConservation	TCB	Ha	0.05741	2.480	14.573	75.564	0.14238
							WasteWair	No	0.050	1			0.05000	
							Forestry	Ha	0.1525	1.0000			0.15250	
							Horticulture	Ha	0.22634	1.000			0.22634	
	4342	MatturaThimmappa		15	4	Machinery	SoilMoistureConservation	TCB	Ha	0.05741	0.620	14.573	75.564	0.03559
							WasteWair	No	0.050	1			0.05000	

VillageName	Farmer Code	FarmerName	Aadhar Card No	Survey Number	RateType(Manualy/Machinery)	ActivityType(SoilMoistureConservationActivity/WaterHarvestingActivity)	ActivityName	Unit	UnitCost(InLakhs.)	Proposed Quantity	Latitude(Deg-Min-Sec)	Longitude(Deg-Min-Sec)	TotalCost(InLacs)	Site Photo
							Forestry	Ha	0.1525	0.8000			0.12200	
							Horticulture	Ha	0.22634	0.300			0.06790	
	4343	GubbiBarabasavvaKomlshvaragouda		15	5	Machinery	SoilMoistureConservation	TCB	Ha	0.05741	0.350	14.573	75.564	0.02009
							WasteWair	No	0.050	1			0.05000	
							Forestry	Ha	0.1525	0.3000			0.04575	
							Horticulture	Ha	0.22634	0.100			0.02263	
	4344	MudihalaBenakappa(Madhyabaga)		15	6	Machinery	SoilMoistureConservation	TCB	Ha	0.05741	0.350	14.573	75.564	0.02009
							WasteWair	No	0.050	1			0.05000	
							Forestry	Ha	0.1525	0.3000			0.04575	
							Horticulture	Ha	0.22634	0.100			0.02263	
	4345	MudihalaHanumanthappa(Madhyabaga)		15	7	Machinery	SoilMoistureConservation	TCB	Ha	0.05741	0.350	14.573	75.564	0.02009
							WasteWair	No	0.050	1			0.05000	
							Forestry	Ha	0.1525	0.3000			0.04575	
							Horticulture	Ha	0.22634	0.100			0.02263	
	4346	MudihalaKarbasappa		15	8	Machinery	SoilMoistureConservation	TCB	Ha	0.05741	0.350	14.573	75.564	0.02009
							WasteWair	No	0.050	1			0.05000	
							Forestry	Ha	0.1525	0.3000			0.04575	
							Horticulture	Ha	0.22634	0.100			0.02263	
	4347	MalluraBasavaraja		17	1	Machinery	SoilMoistureConservation	TCB	Ha	0.05741	1.200	14.573	75.564	0.06889
							WasteWair	No	0.050	1			0.05000	
							Forestry	Ha	0.1525	1.0000			0.15250	
							Horticulture	Ha	0.22634	1.000			0.22634	
	4348	TalavaraHonnappa		17	2	Machinery	SoilMoistureConservation	TCB	Ha	0.05741	0.930	14.573	75.564	0.05339
							WasteWair	No	0.050	1			0.05000	
							Forestry	Ha	0.1525	0.8000			0.12200	
							Horticulture	Ha	0.22634	0.500			0.11317	
	4349	DasaraddiKrishanappaBinBasappa		17	2	Machinery	SoilMoistureConservation	TCB	Ha	0.05741	0.930	14.573	75.564	0.05339
							WasteWair	No	0.050	1			0.05000	
							Forestry	Ha	0.1525	0.8000			0.12200	
							Horticulture	Ha	0.22634	0.500			0.11317	
	4350	TalavaraBharamappa		17	3	Machinery	SoilMoistureConservation	TCB	Ha	0.05741	0.590	14.573	75.564	0.03387
							WasteWair	No	0.050	1			0.05000	
							Forestry	Ha	0.1525	0.8000			0.12200	
							Horticulture	Ha	0.22634	0.500			0.11317	
	4351	PatilRathnavva		17	4	Machinery	SoilMoistureConservation	TCB	Ha	0.05741	0.820	14.573	75.564	0.04708
							WasteWair	No	0.050	1			0.05000	
							Forestry	Ha	0.1525	0.8000			0.12200	
							Horticulture	Ha	0.22634	0.500			0.11317	
	4352	PatilJagadishagouda		17	5	Machinery	SoilMoistureConservation	TCB	Ha	0.05741	0.820	14.573	75.564	0.04708
							WasteWair	No	0.050	1			0.05000	
							Forestry	Ha	0.1525	0.8000			0.12200	
							Horticulture	Ha	0.22634	0.500			0.11317	
	4353	PatilUmeshagouda		17	6	Machinery	SoilMoistureConservation	TCB	Ha	0.05741	0.820	14.573	75.564	0.04708
							WasteWair	No	0.050	1			0.05000	
							Forestry	Ha	0.1525	0.8000			0.12200	
							Horticulture	Ha	0.22634	0.500			0.11317	
	4354	PatilSaradaKomYallanagouda		17	7	Machinery	SoilMoistureConservation	TCB	Ha	0.05741	0.830	14.573	75.564	0.04765
							WasteWair	No	0.050	1			0.05000	
							Forestry	Ha	0.1525	0.8000			0.12200	
							Horticulture	Ha	0.22634	0.500			0.11317	
	4355	TalavaraUrphOlekaraRangappaBinRamappa		17	9	Machinery	SoilMoistureConservation	TCB	Ha	0.05741	0.580	14.573	75.564	0.03330
							WasteWair	No	0.050	1			0.05000	
							Forestry	Ha	0.1525	0.4000			0.06100	
							Horticulture	Ha	0.22634	0.300			0.06790	
	4356	GirishareddiHanumareddera		20	2e9	Machinery	SoilMoistureConservation	TCB	Ha	0.05741	0.280	14.573	75.564	0.01607
							WasteWair	No	0.050	1			0.05000	
							Forestry	Ha	0.1525	0.3000			0.04575	
							Horticulture	Ha	0.22634	0.100			0.02263	

4357	PavanaKumarTandeKarbasappaMalladada	20	2	Machinery	SoilMoistureConservation	TCB	Ha	0.05741	0.330	14.573	75.564	0.01895
						WasteWair	No	0.050	1			0.05000
						Forestry	Ha	0.1525	0.3000			0.04575
						Horticulture	Ha	0.22634	0.100			0.02263
4358	UmaThandeShanmukappaSunkapuraLagnadaUmaKomAshok	20	2	Machinery	SoilMoistureConservation	TCB	Ha	0.05741	0.450	14.573	75.564	0.02583
						WasteWair	No	0.050	1			0.05000



VillageName	Farmer Code	FarmerName	Aadhar Card No	Survey Number	RateType(Manualy/Machinery)	ActivityType(SoilMoistureConservationActivity/WaterHarvestingActivity)	ActivityName	Unit	UnitCost(InLakhs.)	Proposed Quantity	Latitude(Deg-Min-Sec)	Longitude(Deg-Min-Sec)	TotalCost(InLacs)	Site Photo	
							Forestry	Ha	0.1525	0.0000			0.00000		
							Horticulture	Ha	0.22634	0.000			0.00000		
	4359	AshokTandeNagappaMannura		20	2೯	Machinery	SoilMoistureConservation	TCB	Ha	0.05741	0.410	14.573	75.564	0.02354	
							WasteWair	No	0.050	1			0.05000		
							Forestry	Ha	0.1525	0.0000			0.00000		
							Horticulture	Ha	0.22634	0.000			0.00000		
	4360	GirishareddiHanumaraddera		20	2೦	Machinery	SoilMoistureConservation	TCB	Ha	0.05741	0.560	14.573	75.564	0.03215	
							WasteWair	No	0.050	1			0.05000		
							Forestry	Ha	0.1525	0.0000			0.00000		
							Horticulture	Ha	0.22634	0.000			0.00000		
	4361	KadligondiBasappa		20	2೦	Machinery	SoilMoistureConservation	TCB	Ha	0.05741	0.410	14.573	75.564	0.02354	
							WasteWair	No	0.050	1			0.05000		
							Forestry	Ha	0.1525	0.0000			0.00000		
							Horticulture	Ha	0.22634	0.000			0.00000		
	4362	SiddappaUrphSiddappa Sadara		20	1	Machinery	SoilMoistureConservation	TCB	Ha	0.05741	0.610	14.573	75.564	0.03502	
							WasteWair	No	0.050	1			0.05000		
							Forestry	Ha	0.1525	0.0000			0.00000		
							Horticulture	Ha	0.22634	0.000			0.00000		
	4363	VinayakaNingareddiBanakara		20	2೯	Machinery	SoilMoistureConservation	TCB	Ha	0.05741	0.250	14.573	75.564	0.01435	
							WasteWair	No	0.050	1			0.05000		
							Forestry	Ha	0.1525	0.0000			0.00000		
							Horticulture	Ha	0.22634	0.000			0.00000		
	4364	KadigondiBasappa		20	2೦	Machinery	SoilMoistureConservation	TCB	Ha	0.05741	0.410	14.573	75.564	0.02354	
							WasteWair	No	0.050	1			0.05000		
							Forestry	Ha	0.1525	0.0000			0.00000		
							Horticulture	Ha	0.22634	0.000			0.00000		
	4365	SadaraShankrappa		20	3	Machinery	SoilMoistureConservation	TCB	Ha	0.05741	0.300	14.573	75.564	0.01722	
							WasteWair	No	0.050	1			0.05000		
							Forestry	Ha	0.1525	0.0000			0.00000		
							Horticulture	Ha	0.22634	0.000			0.00000		
	4366	SadaraBasammaKomShivappa		20	4	Machinery	SoilMoistureConservation	TCB	Ha	0.05741	0.310	14.573	75.564	0.01780	
							WasteWair	No	0.050	1			0.05000		
							Forestry	Ha	0.1525	0.0000			0.00000		
							Horticulture	Ha	0.22634	0.000			0.00000		
	4367	SadaraiShvarsappa		20	5	Machinery	SoilMoistureConservation	TCB	Ha	0.05741	2.410	14.573	75.564	0.13836	
							WaterHarvestingActivity	FarmPond	No	1.040	1			1.04000	
							Forestry	Ha	0.1525	1.0000			0.15250		
							Horticulture	Ha	0.22634	1.000			0.22634		
	4368	NingareddiPakkireddiBanakara		20	6	Machinery	SoilMoistureConservation	TCB	Ha	0.05741	0.350	14.573	75.564	0.02009	
							WasteWair	No	0.050	1			0.05000		
							Forestry	Ha	0.1525	0.3000			0.04575		
							Horticulture	Ha	0.22634	0.100			0.02263		
	4369	SanmukhappaTandeShivappaSunkapura		20	7	Machinery	SoilMoistureConservation	TCB	Ha	0.05741	0.240	14.573	75.564	0.01378	
							WasteWair	No	0.050	1			0.05000		
							Forestry	Ha	0.1525	0.3000			0.04575		
							Horticulture	Ha	0.22634	0.100			0.02263		
	4370	MathadaVirabasayya		21	3೩	Machinery	SoilMoistureConservation	TCB	Ha	0.05741	0.790	14.573	75.564	0.04535	
							WasteWair	No	0.050	1			0.05000		
							Forestry	Ha	0.1525	0.8000			0.12200		
							Horticulture	Ha	0.22634	0.300			0.06790		
	4371	NaganagoudaRamanagoudaHottigoudara		21	1	Machinery	SoilMoistureConservation	TCB	Ha	0.05741	1.470	14.573	75.564	0.08439	
							WasteWair	No	0.050	1			0.05000		
							Forestry	Ha	0.1525	1.0000			0.15250		
							Horticulture	Ha	0.22634	1.000			0.22634		
	4372	MotebennurBharamappa		21	2	Machinery	SoilMoistureConservation	TCB	Ha	0.05741	1.580	14.573	75.564	0.09071	
							WasteWair	No	0.050	1			0.05000		
							Forestry	Ha	0.1525	1.0000			0.15250		
							Horticulture	Ha	0.22634	1.000			0.22634		

4373	MathadaGawrammaKomPakkirayya	21	3e	Machinery	SoilMoistureConservation	TCB	Ha	0.05741	0.790	14.573	75.564	0.04535
						WasteWair	No	0.050	1			0.05000
						Forestry	Ha	0.1525	0.8000			0.12200
						Horticulture	Ha	0.22634	0.300			0.06790
4374	ByadagiChanbasappa	21	4	Machinery	SoilMoistureConservation	TCB	Ha	0.05741	1.600	14.573	75.564	0.09186
					WaterHarvestingActivity	FarmPond	No	1.040	1			1.04000

VillageName	Farmer Code	FarmerName	Aadhar Card No	Survey Number	RateType(Manualy/Machinery)	ActivityType(SoilMoistureConservationActivity/WaterHarvestingActivity)	ActivityName	Unit	UnitCost(InLakhs.)	Proposed Quantity	Latitude(Deg-Min-Sec)	Longitude(Deg-Min-Sec)	TotalCost(InLacs)	Site Photo
							Forestry	Ha	0.1525	1.0000			0.15250	
							Horticulture	Ha	0.22634	1.000			0.22634	
	4375	PatilRanganagouda		31	2e9	Machinery	SoilMoistureConservation	TCB	Ha	0.05741	0.320	14.573	75.564	0.01837
							WasteWair	No	0.050	1			0.05000	
							Forestry	Ha	0.1525	0.3000			0.04575	
							Horticulture	Ha	0.22634	0.100			0.02263	
	4376	PatilSiddanagouda		31	2e9	Machinery	SoilMoistureConservation	TCB	Ha	0.05741	1.930	14.573	75.564	0.11080
							WaterHarvestingActivity	FarmPond	No	1.040	1			1.04000
							Forestry	Ha	0.1525	1.0000			0.15250	
							Horticulture	Ha	0.22634	1.000			0.22634	
	4377	BarkiHanumantappaBinBasappa		31	3e9	Machinery	SoilMoistureConservation	TCB	Ha	0.05741	0.800	14.573	75.564	0.04593
							WasteWair	No	0.050	1			0.05000	
							Forestry	Ha	0.1525	0.8000			0.12200	
							Horticulture	Ha	0.22634	0.500			0.11317	
	4378	KabberaNilamma		31	3e9	Machinery	SoilMoistureConservation	TCB	Ha	0.05741	1.070	14.573	75.564	0.06143
							WasteWair	No	0.050	1			0.05000	
							Forestry	Ha	0.1525	0.8000			0.12200	
							Horticulture	Ha	0.22634	0.500			0.11317	
	4379	BharamappaTandeBasappaBarki		31	3e9	Machinery	SoilMoistureConservation	TCB	Ha	0.05741	0.200	14.573	75.564	0.01148
							WasteWair	No	0.050	1			0.05000	
							Forestry	Ha	0.1525	0.3000			0.04575	
							Horticulture	Ha	0.22634	0.000			0.00000	
	4380	HullattiRamappa		31	3e9	Machinery	SoilMoistureConservation	TCB	Ha	0.05741	0.470	14.573	75.564	0.02698
							WasteWair	No	0.050	1			0.05000	
							Forestry	Ha	0.1525	0.8000			0.12200	
							Horticulture	Ha	0.22634	0.300			0.06790	
	4381	KumbaraKarabasappa		31	1	Machinery	SoilMoistureConservation	TCB	Ha	0.05741	0.980	14.573	75.564	0.05626
							WasteWair	No	0.050	1			0.05000	
							Forestry	Ha	0.1525	0.8000			0.12200	
							Horticulture	Ha	0.22634	0.500			0.11317	
	4382	KumbaraPakkirappa		31	1	Machinery	SoilMoistureConservation	TCB	Ha	0.05741	0.850	14.573	75.564	0.04880
							WasteWair	No	0.050	1			0.05000	
							Forestry	Ha	0.1525	0.8000			0.12200	
							Horticulture	Ha	0.22634	0.500			0.11317	
	4383	KumbaraVenkatappa		31	1	Machinery	SoilMoistureConservation	TCB	Ha	0.05741	0.850	14.573	75.564	0.04880
							WasteWair	No	0.050	1			0.05000	
							Forestry	Ha	0.1525	0.8000			0.12200	
							Horticulture	Ha	0.22634	0.500			0.11317	
	4384	ChakrasaliUrphKumbaraSureshappa		31	2e9	Machinery	SoilMoistureConservation	TCB	Ha	0.05741	0.310	14.573	75.564	0.01780
							WasteWair	No	0.050	1			0.05000	
							Forestry	Ha	0.1525	0.1500			0.02288	
							Horticulture	Ha	0.22634	0.300			0.06790	
	4385	BarkiPakkirappaBinNagappa		31	3e9	Machinery	SoilMoistureConservation	TCB	Ha	0.05741	0.400	14.573	75.564	0.02296
							WasteWair	No	0.050	1			0.05000	
							Forestry	Ha	0.1525	0.4000			0.06100	
							Horticulture	Ha	0.22634	0.300			0.06790	
	4386	BarkiBhimappaBinBharamappa		31	3e9	Machinery	SoilMoistureConservation	TCB	Ha	0.05741	0.550	14.573	75.564	0.03158
							WasteWair	No	0.050	1			0.05000	
							Forestry	Ha	0.1525	0.4000			0.06100	
							Horticulture	Ha	0.22634	0.300			0.06790	
	4387	KabberaNilamma		31	3e9	Machinery	SoilMoistureConservation	TCB	Ha	0.05741	1.070	14.573	75.564	0.06143
							WasteWair	No	0.050	1			0.05000	
							Forestry	Ha	0.1525	1.0000			0.15250	
							Horticulture	Ha	0.22634	0.500			0.11317	
	4388	BharamappaTandeBasappaBarki		31	4	Machinery	SoilMoistureConservation	TCB	Ha	0.05741	0.400	14.573	75.564	0.02296
							WasteWair	No	0.050	1			0.05000	
							Forestry	Ha	0.1525	0.8000			0.12200	
							Horticulture	Ha	0.22634	0.300			0.06790	

4389	BarkiBharamappa	31	5	Machinery	SoilMoistureConservation	TCB	Ha	0.05741	0.400	14.573	75.564	0.02296
						WasteWair	No	0.050	1			0.05000
						Forestry	Ha	0.1525	0.4000			0.06100
						Horticulture	Ha	0.22634	0.300			0.06790
4390	BarkiHanumanthappaBinPakirappa	31	6	Machinery	SoilMoistureConservation	TCB	Ha	0.05741	0.600	14.573	75.564	0.03445
						WasteWair	No	0.050	1			0.05000

VillageName	Farmer Code	FarmerName	Aadhar Card No	Survey Number	RateType(Manualy/Machinery)	ActivityType(SoilMoistureConservationActivity/WaterHarvestingActivity)	ActivityName	Unit	UnitCost(InLakhs.)	Proposed Quantity	Latitude(Deg-Min-Sec)	Longitude(Deg-Min-Sec)	TotalCost(InLacs)	Site Photo
							Forestry	Ha	0.1525	0.8000			0.12200	
							Horticulture	Ha	0.22634	0.300			0.06790	
	4391	HanumanthappaBhimappaBarki		31	7	Machinery	SoilMoistureConservation	TCB	Ha	0.05741	0.300	14.573	75.564	0.01722
							WasteWair	No	0.050	1			0.05000	
							Forestry	Ha	0.1525	0.1500			0.02288	
							Horticulture	Ha	0.22634	0.100			0.02263	
	4392	BarkiYallappaBinBharamappa		31	8	Machinery	SoilMoistureConservation	TCB	Ha	0.05741	0.550	14.573	75.564	0.03158
							WasteWair	No	0.050	1			0.05000	
							Forestry	Ha	0.1525	0.8000			0.12200	
							Horticulture	Ha	0.22634	0.300			0.06790	
	4393	BarkiShivappaBinNagappa		31	9	Machinery	SoilMoistureConservation	TCB	Ha	0.05741	0.400	14.573	75.564	0.02296
							WasteWair	No	0.050	1			0.05000	
							Forestry	Ha	0.1525	0.4000			0.06100	
							Horticulture	Ha	0.22634	0.300			0.06790	
	4394	KumbaraKarbasappa		31	1	Machinery	SoilMoistureConservation	TCB	Ha	0.05741	0.980	14.573	75.564	0.05626
							WasteWair	No	0.050	1			0.05000	
							Forestry	Ha	0.1525	0.8000			0.12200	
							Horticulture	Ha	0.22634	0.500			0.11317	
	4395	KumaraUrphChakrasaliYallavva		31	1	Machinery	SoilMoistureConservation	TCB	Ha	0.05741	0.850	14.573	75.564	0.04880
							WasteWair	No	0.050	1			0.05000	
							Forestry	Ha	0.1525	0.8000			0.12200	
							Horticulture	Ha	0.22634	0.500			0.11317	
	4396	ChakrasaliUrphKumbaraHanumavvaKomPakkirappa		31	1e9	Machinery	SoilMoistureConservation	TCB	Ha	0.05741	0.850	14.573	75.564	0.04880
							WasteWair	No	0.050	1			0.05000	
							Forestry	Ha	0.1525	0.8000			0.12200	
							Horticulture	Ha	0.22634	0.500			0.11317	
	4397	BilalliUrphSomakkanavarNagappa		32	1	Machinery	SoilMoistureConservation	TCB	Ha	0.05741	2.360	14.573	75.564	0.13549
							WaterHarvestingActivity	FarmPond	No	1.040	1			1.04000
							Forestry	Ha	0.1525	1.0000			0.15250	
							Horticulture	Ha	0.22634	1.000			0.22634	
	4398	SidaganalaGirijavva		32	2	Machinery	SoilMoistureConservation	TCB	Ha	0.05741	1.200	14.573	75.564	0.06889
							WasteWair	No	0.050	1			0.05000	
							Forestry	Ha	0.1525	1.0000			0.15250	
							Horticulture	Ha	0.22634	1.000			0.22634	
	4399	HadarageriBasayya		32	3	Machinery	SoilMoistureConservation	TCB	Ha	0.05741	1.200	14.573	75.564	0.06889
							WasteWair	No	0.050	1			0.05000	
							Forestry	Ha	0.1525	1.0000			0.15250	
							Horticulture	Ha	0.22634	1.000			0.22634	
	4400	SidaganalaNingappa		32	4	Machinery	SoilMoistureConservation	TCB	Ha	0.05741	1.200	14.573	75.564	0.06889
							WasteWair	No	0.050	1			0.05000	
							Forestry	Ha	0.1525	1.0000			0.15250	
							Horticulture	Ha	0.22634	1.000			0.22634	
	4401	SidaganalaBharmappa		32	5	Machinery	SoilMoistureConservation	TCB	Ha	0.05741	0.900	14.573	75.564	0.05167
							WasteWair	No	0.050	1			0.05000	
							Forestry	Ha	0.1525	0.8000			0.12200	
							Horticulture	Ha	0.22634	0.500			0.11317	
	4402	TalavaraGovindappa		32	6	Machinery	SoilMoistureConservation	TCB	Ha	0.05741	0.900	14.573	75.564	0.05167
							WATERWAY	RMT	0.005	200.00			1.00000	
							Forestry	Ha	0.1525	0.8000			0.12200	
							Horticulture	Ha	0.22634	0.500			0.11317	
	4403	GoudarShivanagouda		33	1e9	Machinery	SoilMoistureConservation	TCB	Ha	0.05741	0.330	14.573	75.564	0.01895
							WasteWair	No	0.050	1			0.05000	
							Forestry	Ha	0.1525	0.3000			0.04575	
							Horticulture	Ha	0.22634	0.100			0.02263	
	4404	GaudarShivanagouda		33	2e9	Machinery	SoilMoistureConservation	TCB	Ha	0.05741	0.610	14.573	75.564	0.03502
							WasteWair	No	0.050	1			0.05000	
							Forestry	Ha	0.1525	0.8000			0.12200	
							Horticulture	Ha	0.22634	0.300			0.06790	

4405	GaudarKrishangouda	33	2a	Machinery	SoilMoistureConservation	TCB	Ha	0.05741	1.000	14.573	75.564	0.05741
						WasteWair	No	0.050	1			0.05000
						Forestry	Ha	0.1525	1.0000			0.15250
						Horticulture	Ha	0.22634	0.500			0.11317
4406	GaudarViranagouda	33	1a	Machinery	SoilMoistureConservation	TCB	Ha	0.05741	0.950	14.573	75.564	0.05454
						WasteWair	No	0.050	1			0.05000

VillageName	Farmer Code	FarmerName	Aadhar Card No	Survey Number	RateType(Manualy/Machinery)	ActivityType(SoilMoistureConservationActivity/WaterHarvestingActivity)	ActivityName	Unit	UnitCost(InLakhs.)	Proposed Quantity	Latitude(Deg-Min-Sec)	Longitude(Deg-Min-Sec)	TotalCost(InLacs)	Site Photo
							Forestry	Ha	0.1525	0.8000			0.12200	
							Horticulture	Ha	0.22634	0.500			0.11317	
	4407	KadlerKorappaBinNinagappa		33	3	Machinery	SoilMoistureConservation	TCB	Ha	0.05741	1.620	14.573	75.564	0.09300
							WasteWair	No	0.050	1			0.05000	
							Forestry	Ha	0.1525	1.0000			0.15250	
							Horticulture	Ha	0.22634	1.000			0.22634	
	4408	Kereyu		34	*	Machinery	SoilMoistureConservation	TCB	Ha	0.05741	1.460	14.573	75.564	0.08382
							WasteWair	No	0.050	1			0.05000	
							Forestry	Ha	0.1525	0.0000			0.00000	
							Horticulture	Ha	0.22634	0.000			0.00000	
	4409	DabalappanavaraHemareddi		35	2e	Machinery	SoilMoistureConservation	TCB	Ha	0.05741	0.360	14.573	75.564	0.02067
							WasteWair	No	0.050	1			0.05000	
							Forestry	Ha	0.1525	0.3000			0.04575	
							Horticulture	Ha	0.22634	0.100			0.02263	
	4410	DavalappanavaraHemareddi		35	2o	Machinery	SoilMoistureConservation	TCB	Ha	0.05741	0.550	14.573	75.564	0.03158
							LRRS	No	2.500	1			2.50000	
							Forestry	Ha	0.1525	0.4000			0.06100	
							Horticulture	Ha	0.22634	0.500			0.11317	
	4411	PatilNialanagouda		35	1	Machinery	SoilMoistureConservation	TCB	Ha	0.05741	0.590	14.573	75.564	0.03387
							WasteWair	No	0.050	1			0.05000	
							Forestry	Ha	0.1525	0.0000			0.00000	
							Horticulture	Ha	0.22634	0.000			0.00000	
	4412	NegaluraPrakashaBinMahadevappa		35	3	Machinery	SoilMoistureConservation	TCB	Ha	0.05741	1.320	14.573	75.564	0.07578
							WasteWair	No	0.050	1			0.05000	
							Forestry	Ha	0.1525	0.0000			0.00000	
							Horticulture	Ha	0.22634	0.000			0.00000	
	4413	NilanagoudaTandeShekanagoudaPatil		35	4	Machinery	SoilMoistureConservation	TCB	Ha	0.05741	0.170	14.573	75.564	0.00976
							WasteWair	No	0.050	1			0.05000	
							Forestry	Ha	0.1525	0.3000			0.04575	
							Horticulture	Ha	0.22634	0.000			0.00000	
	4414	MasangiGurushanthappa		36	1e	Machinery	SoilMoistureConservation	TCB	Ha	0.05741	2.020	14.573	75.564	0.11597
							WasteWair	No	0.050	1			0.05000	
							Forestry	Ha	0.1525	0.0000			0.00000	
							Horticulture	Ha	0.22634	0.000			0.00000	
	4415	ShivanandappaUkkaundappaMsanagi		36	1o	Machinery	SoilMoistureConservation	TCB	Ha	0.05741	0.880	14.573	75.564	0.05052
							WasteWair	No	0.050	1			0.05000	
							Forestry	Ha	0.1525	0.0000			0.00000	
							Horticulture	Ha	0.22634	0.000			0.00000	
	4416	MasanagiJagadishaBinBharammappa		36	1o	Machinery	SoilMoistureConservation	TCB	Ha	0.05741	0.440	14.573	75.564	0.02526
							WasteWair	No	0.050	1			0.05000	
							Forestry	Ha	0.1525	0.0000			0.00000	
							Horticulture	Ha	0.22634	0.000			0.00000	
	4417	HadimaniSankrappa		36	1o	Machinery	SoilMoistureConservation	TCB	Ha	0.05741	0.900	14.573	75.564	0.05167
							WasteWair	No	0.050	1			0.05000	
							Forestry	Ha	0.1525	0.0000			0.00000	
							Horticulture	Ha	0.22634	0.000			0.00000	
	4418	BasavarajaTandeMahadevappaHadhimani		36	1o	Machinery	SoilMoistureConservation	TCB	Ha	0.05741	0.900	14.573	75.564	0.05167
							WasteWair	No	0.050	1			0.05000	
							Forestry	Ha	0.1525	0.0000			0.00000	
							Horticulture	Ha	0.22634	0.000			0.00000	
	4419	SidaganalaRamappa		36	2	Machinery	SoilMoistureConservation	TCB	Ha	0.05741	1.200	14.573	75.564	0.06889
							WasteWair	No	0.050	1			0.05000	
							Forestry	Ha	0.1525	1.0000			0.15250	
							Horticulture	Ha	0.22634	1.000			0.22634	
	4420	MuddappanavaraShanthavva		36	3	Machinery	SoilMoistureConservation	TCB	Ha	0.05741	1.430	14.573	75.564	0.08210
							WasteWair	No	0.050	1			0.05000	
							Forestry	Ha	0.1525	0.0000			0.00000	
							Horticulture	Ha	0.22634	0.000			0.00000	

4421	MasanagiChandrappaBinBharamappa	36	4	Machinery	SoilMoistureConservation	TCB	Ha	0.05741	0.450	14.573	75.564	0.02583
						WasteWair	No	0.050	1			0.05000
						Forestry	Ha	0.1525	0.0000			0.00000
						Horticulture	Ha	0.22634	0.000			0.00000
4422	BanakaraYallavvaKomBhumareddi	37	1e	Machinery	SoilMoistureConservation	TCB	Ha	0.05741	0.440	14.573	75.564	0.02526
						WasteWair	No	0.050	1			0.05000



VillageName	Farmer Code	FarmerName	Aadhar Card No	Survey Number	RateType(Manualy/Machinery)	ActivityType(SoilMoistureConservationActivity/WaterHarvestingActivity)	ActivityName	Unit	UnitCost(InLakhs.)	Proposed Quantity	Latitude(Deg-Min-Sec)	Longitude(Deg-Min-Sec)	TotalCost(InLacs)	Site Photo
							Forestry	Ha	0.1525	0.0000			0.00000	
							Horticulture	Ha	0.22634	0.000			0.00000	
	4423	KadligondiBasavaraja		37	1a	Machinery	SoilMoistureConservation	TCB	Ha	0.05741	1.790	14.573	75.564	0.10276
							WaterHarvestingActivity	FarmPond	No	1.040	1			1.04000
							Forestry	Ha	0.1525	1.0000				0.15250
							Horticulture	Ha	0.22634	1.000				0.22634
	4424	BanakaraRangappa		37	1e	Machinery	SoilMoistureConservation	TCB	Ha	0.05741	0.510	14.573	75.564	0.02928
							WasteWair	No	0.050	1				0.05000
							Forestry	Ha	0.1525	0.0000				0.00000
							Horticulture	Ha	0.22634	0.000				0.00000
	4425	SidaganalaHemappaBinMalathesha		37	1e	Machinery	SoilMoistureConservation	TCB	Ha	0.05741	0.440	14.573	75.564	0.02526
							WasteWair	No	0.050	1				0.05000
							Forestry	Ha	0.1525	0.0000				0.00000
							Horticulture	Ha	0.22634	0.000				0.00000
	4426	BanakaraHanumappa		37	1e	Machinery	SoilMoistureConservation	TCB	Ha	0.05741	0.440	14.573	75.564	0.02526
							WATERWAY	RMT	0.005	200.00				1.00000
							WaterHarvestingActivity	CD	No	10.000	1			10.00000
							LRRS	No	2.500	1				2.50000
							Horticulture	Ha	0.22634	0.300				0.06790
	4427	HanumappaMudihala		37	2e	Machinery	SoilMoistureConservation	TCB	Ha	0.05741	1.090	14.573	75.564	0.06258
							WasteWair	No	0.050	1				0.05000
							Forestry	Ha	0.1525	0.4000				0.06100
		ChaudappanavaraShekanagouda					LRRS	No	2.500	1				2.50000
							WaterHarvestingActivity	CD	No	10.000	1			10.00000
							WATERWAY	RMT	0.005	200.00				1.00000
							Horticulture	Ha	0.22634	0.300				0.06790
	4428	MasangiVirappa		37	2e	Machinery	SoilMoistureConservation	TCB	Ha	0.05741	2.530	14.573	75.564	0.14525
							WasteWair	No	0.050	1				0.05000
							LRRS	No	2.500	1				2.50000
							WaterHarvestingActivity	CD	No	10.000	1			10.00000
							WATERWAY	RMT	0.005	200.00				1.00000
							Forestry	Ha	0.1525	0.3000				0.04575
							Horticulture	Ha	0.22634	0.200				0.04527
	4429	ShivappaMudihala		37	2e	Machinery	SoilMoistureConservation	TCB	Ha	0.05741	1.210	14.573	75.564	0.06947
							WasteWair	No	0.050	1				0.05000
		NagareddiSomareddiBanakara					LRRS	No	2.500	1				2.50000
							WaterHarvestingActivity	CD	No	10.000	1			10.00000
							WATERWAY	RMT	0.005	200.00				1.00000
							Forestry	Ha	0.1525	0.3000				0.04575
							Horticulture	Ha	0.22634	0.200				0.04527
	4430	ShivappaMudihala		37	2e	Machinery	SoilMoistureConservation	TCB	Ha	0.05741	1.210	14.573	75.564	0.06947
							WasteWair	No	0.050	1				0.05000
							LRRS	No	2.500	1				2.50000
		SaradaMaliyappa					WaterHarvestingActivity	CD	No	10.000	1			10.00000
							WATERWAY	RMT	0.005	200.00				1.00000
							Forestry	Ha	0.1525	1.0000				0.15250
							Horticulture	Ha	0.22634	0.500				0.11317
	4431	SaradaShivappa		37	2e+2a	Machinery	SoilMoistureConservation	TCB	Ha	0.05741	0.800	14.573	75.564	0.04593
							WasteWair	No	0.050	1				0.05000
							LRRS	No	2.500	1				2.50000
							WaterHarvestingActivity	CD	No	10.000	1			10.00000
		SanmaniUmesha					WATERWAY	RMT	0.005	200.00				1.00000
							Forestry	Ha	0.1525	0.3000				0.04575
							Horticulture	Ha	0.22634	0.500				0.11317
	4432	BebiTandeMaliyappaSarada		37	2e+2a	Machinery	SoilMoistureConservation	TCB	Ha	0.05741	0.800	14.573	75.564	0.04593
							WasteWair	No	0.050	1				0.05000
							LRRS	No	2.500	1				2.50000
							WaterHarvestingActivity	CD	No	10.000	1			10.00000

								WATERWAY	RMT	0.005	200.00			1.00000
		BebiTandeMaliyappaSarada						Forestry	Ha	0.1525	0.1000			0.01525
								Horticulture	Ha	0.22634	0.500			0.11317
	4433	SaradaShivappa	37	4	Machinery	SoilMoistureConservation		TCB	Ha	0.05741	0.280	14.573	75.564	0.01607
								WasteWair	No	0.050	1			0.05000
								LRRS	No	2.500	1			2.50000

VillageName	Farmer Code	FarmerName	Aadhar Card No	Survey Number	RateType(Manualy/Machinery)	ActivityType(SoilMoistureConservationActivity/WaterHarvestingActivity)	ActivityName	Unit	UnitCost(InLakhs.)	Proposed Quantity	Latitude(Deg-Min-Sec)	Longitude(Deg-Min-Sec)	TotalCost(InLacs)	Site Photo
						WaterHarvestingActivity	CD	No	10.000	1			10.00000	
							WATERWAY	RMT	0.005	200.00			1.00000	
							Forestry	Ha	0.1525	0.1000			0.01525	
							Horticulture	Ha	0.22634	0.500			0.11317	
	4434	SanmaniHanumanthapaBinBharamappa		37	4	Machinery	SoilMoistureConservation	TCB	Ha	0.05741	0.280	14.573	75.564	0.01607
							WasteWair	No	0.050	1			0.05000	
							LRRS	No	2.500	1			2.50000	
		SanmaniKuberappaBinKannappa				WaterHarvestingActivity	CD	No	10.000	1			10.00000	
							WATERWAY	RMT	0.005	200.00			1.00000	
							Forestry	Ha	0.1525	0.4000			0.06100	
							Horticulture	Ha	0.22634	0.300			0.06790	
	4435	SanmaniSureshaBinBharamappa		38	2# + 2e#	Machinery	SoilMoistureConservation	TCB	Ha	0.05741	1.170	14.573	75.564	0.06717
							WasteWair	No	0.050	1			0.05000	
							LRRS	No	2.500	1			2.50000	
						WaterHarvestingActivity	CD	No	10.000	1			10.00000	
		KunchuraGarushanthappa					WATERWAY	RMT	0.005	200.00			1.00000	
							Forestry	Ha	0.1525	0.4000			0.06100	
							Horticulture	Ha	0.22634	0.300			0.06790	
	4436	KunchuraGarushanthappa		38	2# + 2e#	Machinery	SoilMoistureConservation	TCB	Ha	0.05741	1.170	14.573	75.564	0.06717
							WasteWair	No	0.050	1			0.05000	
							LRRS	No	2.500	1			2.50000	
						WaterHarvestingActivity	CD	No	10.000	1			10.00000	
							WATERWAY	RMT	0.005	200.00			1.00000	
							Forestry	Ha	0.1525	0.1000			0.01525	
							Horticulture	Ha	0.22634	0.300			0.06790	
	4437	DodmaniGurushanthappaBinIrappa		38	1	Machinery	SoilMoistureConservation	TCB	Ha	0.05741	1.180	14.573	75.564	0.06774
							WasteWair	No	0.050	1			0.05000	
							LRRS	No	2.500	1			2.50000	
		KademaniHanumappa				WaterHarvestingActivity	CD	No	0.000	1			0.00000	
							WATERWAY	RMT	0.005	200.00			1.00000	
							Forestry	Ha	0.1525	0.4000			0.06100	
							Horticulture	Ha	0.22634	0.300			0.06790	
	4438	KademaniBharamappa		38	1	Machinery	SoilMoistureConservation	TCB	Ha	0.05741	1.170	14.573	75.564	0.06717
							WasteWair	No	0.050	1			0.05000	
							LRRS	No	2.500	1			2.50000	
						WaterHarvestingActivity	CD	No	0.000	1			0.00000	
							WATERWAY	RMT	0.005	200.00			1.00000	
							Forestry	Ha	0.1525	0.3000			0.04575	
							Horticulture	Ha	0.22634	0.100			0.02263	
	4439	HoliyammaNavaraUrphMadaraNagaraja MadaraNagarajaBinRangappa		38	2e#	Machinery	SoilMoistureConservation	TCB	Ha	0.05741	0.520	14.573	75.564	0.02985
							WasteWair	No	0.050	1			0.05000	
							LRRS	No	2.500	1			2.50000	
						WaterHarvestingActivity	CD	No	0.000	1			0.00000	
							WATERWAY	RMT	0.005	200.00			1.00000	
							Forestry	Ha	0.1525	0.1500			0.02288	
							Horticulture	Ha	0.22634	0.100			0.02263	
	4440	MadaraNingappa		38	2c#	Machinery	SoilMoistureConservation	TCB	Ha	0.05741	0.610	14.573	75.564	0.03502
							WasteWair	No	0.050	1			0.05000	
		MadaraRangappa					LRRS	No	2.500	1			2.50000	
						WaterHarvestingActivity	CD	No	0.000	1			0.00000	
							WATERWAY	RMT	0.005	200.00			1.00000	
							Forestry	Ha	0.1525	0.1500			0.02288	
							Horticulture	Ha	0.22634	0.100			0.02263	
	4441	KadenaniDurgappa		38	3	Machinery	SoilMoistureConservation	TCB	Ha	0.05741	0.550	14.573	75.564	0.03158
							WasteWair	No	0.050	1			0.05000	
							LRRS	No	2.500	1			2.50000	
		MadaraRangappaBinHanumappa				WaterHarvestingActivity	CD	No	0.000	1			0.00000	
							WATERWAY	RMT	0.005	200.00			1.00000	

							Forestry	Ha	0.1525	0.1000			0.01525	
							Horticulture	Ha	0.22634	0.100			0.02263	
	4442	MadaraNagappa		39	*	Machinery	SoilMoistureConservation	TCB	Ha	0.05741	1.370	14.573	75.564	0.07865
							WasteWair	No	0.050		1		0.05000	
							Forestry	Ha	0.1525	0.4000			0.06100	
							Horticulture	Ha	0.22634	0.300			0.06790	

VillageName	Farmer Code	FarmerName	Aadhar Card No	Survey Number	RateType(Manual y/Machinery)	ActivityType(SoilMoistureConservationActivity/WaterHarvestingActivity)	ActivityName	Unit	UnitCost(InLakhs.)	Proposed Quantity	Latitude(Deg-Min-Sec)	Longitude(Deg-Min-Sec)	TotalCost(InLacs)	Site Photo
	4443	MadaraMallavva		39	*	Machinery	SoilMoistureConservation	TCB	Ha	0.05741	3.890	14.573	75.564	0.22332
							WasteWair	No	0.050	1				0.05000
							LRRS	No	2.500	1				2.50000
							WaterHarvestingActivity	CD	No	0.000	1			0.00000
		MadaraNagappa					WATERWAY	RMT	0.005	200.00				1.00000
							Forestry	Ha	0.1525	0.8000				0.12200
							Horticulture	Ha	0.22634	0.300				0.06790
	4444	MadaraYallappa		39	*	Machinery	SoilMoistureConservation	TCB	Ha	0.05741	1.320	14.573	75.564	0.07578
							WasteWair	No	0.050	1				0.05000
							LRRS	No	2.500	1				2.50000
							WaterHarvestingActivity	CD	No	0.000	1			0.00000
							WATERWAY	RMT	0.005	200.00				1.00000
							Forestry	Ha	0.1525	0.4000				0.06100
							Horticulture	Ha	0.22634	0.200				0.04527
	4445	MadaraRangappa		39	*	Machinery	SoilMoistureConservation	TCB	Ha	0.05741	1.320	14.573	75.564	0.07578
							WasteWair	No	0.050	2				0.10000
		RanganagoudaGoudra					Forestry	Ha	0.1525	0.4000				0.06100
							WaterHarvestingActivity	CD	No	0.000	1			0.00000
							Horticulture	Ha	0.22634	0.200				0.04527
	4446	SadaraUrphKoppadaRudramma		40	8e9	Machinery	SoilMoistureConservation	TCB	Ha	0.05741	0.430	14.573	75.564	0.02469
							WasteWair	No	0.050	2				0.10000
							WaterHarvestingActivity	CD	No	0.000	1			0.00000
							Forestry	Ha	0.1525	0.3000				0.04575
							Horticulture	Ha	0.22634	0.100				0.02263
	4447	DasareddiMelagiriappaBinHanumappa		40	8e9	Machinery	SoilMoistureConservation	TCB	Ha	0.05741	0.410	14.573	75.564	0.02354
							WasteWair	No	0.050	2				0.10000
							WaterHarvestingActivity	CD	No	0.000	1			0.00000
							Forestry	Ha	0.1525	0.3000				0.04575
							Horticulture	Ha	0.22634	0.100				0.02263
	4448	DasreddiVemaraddi		40	1	Machinery	SoilMoistureConservation	TCB	Ha	0.05741	0.530	14.573	75.564	0.03043
							WasteWair	No	0.050	2				0.10000
							WaterHarvestingActivity	CD	No	0.000	1			0.00000
							Forestry	Ha	0.1525	0.4000				0.06100
							Horticulture	Ha	0.22634	0.200				0.04527
	4449	DasareddiShekhappa		40	10	Machinery	SoilMoistureConservation	TCB	Ha	0.05741	1.490	14.573	75.564	0.08554
							WasteWair	No	0.050	2				0.10000
							WaterHarvestingActivity	CD	No	0.000	1			0.00000
							Forestry	Ha	0.1525	0.4000				0.06100
							Horticulture	Ha	0.22634	0.200				0.04527
	4450	DasareddiRangappa		40	11	Machinery	SoilMoistureConservation	TCB	Ha	0.05741	0.120	14.573	75.564	0.00689
		DasareddiRangappaBinHanumappa					WasteWair	No	0.050	2				0.10000
							Forestry	Ha	0.1525	0.3000				0.04575
							Horticulture	Ha	0.22634	0.000				0.00000
	4451	DasareddiJagannatha		40	2	Machinery	SoilMoistureConservation	TCB	Ha	0.05741	0.110	14.573	75.564	0.00632
							WasteWair	No	0.050	2				0.10000
							WaterHarvestingActivity	CD	No	0.000	1			0.00000
							Forestry	Ha	0.1525	0.1500				0.02288
							Horticulture	Ha	0.22634	0.000				0.00000
	4452	PatilNaganagoudaBinLakshmanagouda		40	3	Machinery	SoilMoistureConservation	TCB	Ha	0.05741	0.160	14.573	75.564	0.00919
							WasteWair	No	0.050	2				0.10000
							WaterHarvestingActivity	CD	No	0.000	1			0.00000
							Forestry	Ha	0.1525	0.3000				0.04575
							Horticulture	Ha	0.22634	0.000				0.00000
	4453	DasareddiGangamma		40	4	Machinery	SoilMoistureConservation	TCB	Ha	0.05741	0.630	14.573	75.564	0.03617
							WasteWair	No	0.050	2				0.10000
							WaterHarvestingActivity	CD	No	0.000	1			0.00000
							Forestry	Ha	0.1525	0.3000				0.04575
							Horticulture	Ha	0.22634	0.200				0.04527

4454	NayakaNagabhushan	40	5	Machinery	SoilMoistureConservation	TCB	Ha	0.05741	0.200	14.573	75.564	0.01148
						WasteWair	No	0.050	2			0.10000
	NayakaVasantha				WaterHarvestingActivity	CD	No	0.000	1			0.00000
						Forestry	Ha	0.1525	0.3000			0.04575
						Horticulture	Ha	0.22634	0.100			0.02263
4455	ThimmappaHanumappaBelura	40	6	Machinery	SoilMoistureConservation	TCB	Ha	0.05741	0.710	14.573	75.564	0.04076

VillageName	Farmer Code	FarmerName	Aadhar Card No	Survey Number	RateType(Manualy/Machinery)	ActivityType(SoilMoistureConservationActivity/WaterHarvestingActivity)	ActivityName	Unit	UnitCost(InLakhs.)	Proposed Quantity	Latitude(Deg-Min-Sec)	Longitude(Deg-Min-Sec)	TotalCost(InLacs)	Site Photo
							WasteWair	No	0.050	2			0.10000	
						WaterHarvestingActivity	CD	No	0.000	1			0.00000	
							Forestry	Ha	0.1525	0.4000			0.06100	
							Horticulture	Ha	0.22634	0.300			0.06790	
	4456	BharamappaLakshmappaOlekaraUrphThalavara	40	7	Machinery	SoilMoistureConservation	TCB	Ha	0.05741	0.240	14.573	75.564	0.01378	
							WasteWair	No	0.050	1			0.05000	
							Forestry	Ha	0.1525	0.3000			0.04575	
							Horticulture	Ha	0.22634	0.100			0.02263	
	4457	OlekaraUrphThalavaraHonnappa	40	9	Machinery	SoilMoistureConservation	TCB	Ha	0.05741	0.320	14.573	75.564	0.01837	
							WasteWair	No	0.050	0			0.00000	
							Forestry	Ha	0.1525	0.3000			0.04575	
							Horticulture	Ha	0.22634	0.100			0.02263	
	4458	PatilVenkanagoudaBinNaganagouda	40	9	Machinery	SoilMoistureConservation	TCB	Ha	0.05741	0.320	14.573	75.564	0.01837	
							WasteWair	No	0.050	0			0.00000	
							Forestry	Ha	0.1525	0.3000			0.04575	
							Horticulture	Ha	0.22634	0.100			0.02263	
	4459	ChaudappaRangappaNaduvinamaniUrphMadara	41	1	Machinery	SoilMoistureConservation	TCB	Ha	0.05741	0.600	14.573	75.564	0.03445	
							WasteWair	No	0.050	2			0.10000	
							Forestry	Ha	0.1525	0.4000			0.06100	
							Horticulture	Ha	0.22634	0.300			0.06790	
	4460	Rangaredderalniravva	41	2+3+4	Machinery	SoilMoistureConservation	TCB	Ha	0.05741	0.670	14.573	75.564	0.03846	
							WasteWair	No	0.050	2			0.10000	
							Forestry	Ha	0.1525	0.8000			0.12200	
							Horticulture	Ha	0.22634	0.300			0.06790	
	4461	KademaniKariyammaKomRangappa	41	2+3+4	Machinery	SoilMoistureConservation	TCB	Ha	0.05741	0.820	14.573	75.564	0.04708	
							WasteWair	No	0.050	2			0.10000	
							Forestry	Ha	0.1525	0.8000			0.12200	
							Horticulture	Ha	0.22634	0.300			0.06790	
	4462	KademaniKariyammaKomRangappa	42	1೩	Machinery	SoilMoistureConservation	TCB	Ha	0.05741	0.190	14.573	75.564	0.01091	
							WasteWair	No	0.050	2			0.10000	
							Forestry	Ha	0.1525	0.3000			0.04575	
							Horticulture	Ha	0.22634	0.000			0.00000	
	4463	DasareddiVemareddi	42	1೬	Machinery	SoilMoistureConservation	TCB	Ha	0.05741	0.390	14.573	75.564	0.02239	
							WasteWair	No	0.050	2			0.10000	
							Forestry	Ha	0.1525	0.3000			0.04575	
							Horticulture	Ha	0.22634	0.300			0.06790	
	4464	SunkapuraNagaraja	42	1೭	Machinery	SoilMoistureConservation	TCB	Ha	0.05741	0.420	14.573	75.564	0.02411	
							WasteWair	No	0.050	2			0.10000	
							Forestry	Ha	0.1525	0.3000			0.04575	
							Horticulture	Ha	0.22634	0.100			0.02263	
	4465	SunkapuraNagaraja	42	1೮	Machinery	SoilMoistureConservation	TCB	Ha	0.05741	0.190	14.573	75.564	0.01091	
							WasteWair	No	0.050	1			0.05000	
							Forestry	Ha	0.1525	0.3000			0.04575	
							Horticulture	Ha	0.22634	0.000			0.00000	
	4466	DasaraddiShekhappa	42	1೯	Machinery	SoilMoistureConservation	TCB	Ha	0.05741	0.190	14.573	75.564	0.01091	
							WasteWair	No	0.050	0			0.00000	
							Forestry	Ha	0.1525	0.3000			0.04575	
							Horticulture	Ha	0.22634	0.000			0.00000	
	4467	GoudarShivanagouda	42	1೯	Machinery	SoilMoistureConservation	TCB	Ha	0.05741	0.190	14.573	75.564	0.01091	
							WasteWair	No	0.050	0			0.00000	
							Forestry	Ha	0.1525	0.3000			0.04575	
							Horticulture	Ha	0.22634	0.000			0.00000	
	4468	GaudarKrishangouda	42	2	Machinery	SoilMoistureConservation	TCB	Ha	0.05741	1.200	14.573	75.564	0.06889	
							WasteWair	No	0.050	2			0.10000	
							Forestry	Ha	0.1525	0.4000			0.06100	
							Horticulture	Ha	0.22634	0.300			0.06790	
	4469	MevundiRathna	42	3	Machinery	SoilMoistureConservation	TCB	Ha	0.05741	1.760	14.573	75.564	0.10104	
							WasteWair	No	0.050	2			0.10000	

							Forestry	Ha	0.1525	0.4000			0.06100
							LRRS	No	2.500	1			2.50000
							Horticulture	Ha	0.22634	0.300			0.06790
4470	MevundiRathna		42	4	Machinery	SoilMoistureConservation	TCB	Ha	0.05741	1.200	14.573	75.564	0.06889
							WasteWair	No	0.050	2			0.10000
							Forestry	Ha	0.1525	0.8000			0.12200



VillageName	Farmer Code	FarmerName	Aadhar Card No	Survey Number	RateType(Manual y/Machinery)	ActivityType(SoilMoistureConservationActivity/Water HarvestingActivity)	ActivityName	Unit	UnitCost(In Lakhs.)	Proposed Quantity	Latitude(Deg-Min-Sec)	Longitude(Deg-Min-Sec)	TotalCost(InLacs)	Site Photo
							Horticulture	Ha	0.22634	0.300			0.06790	
	4471	GoudarBharamagouda		42	5	Machinery	SoilMoistureConservation	TCB	Ha	0.05741	1.600	14.573	75.564	0.09186
							WasteWair	No	0.050	2				0.10000
							Forestry	Ha	0.1525	0.8000				0.12200
							LRRS	No	2.500	1				2.50000
							Horticulture	Ha	0.22634	0.500				0.11317
	4472	GoudaraHemanagouda		42	9	Machinery	SoilMoistureConservation	TCB	Ha	0.05741	0.980	14.573	75.564	0.05626
							WasteWair	No	0.050	2				0.10000
							Forestry	Ha	0.1525	0.3000				0.04575
							Horticulture	Ha	0.22634	0.200				0.04527
	4473	MevundiPundalikappa		43	1	Machinery	SoilMoistureConservation	TCB	Ha	0.05741	1.860	14.573	75.564	0.10678
							WasteWair	No	0.050	2				0.10000
							Forestry	Ha	0.1525	1.0000				0.15250
							Horticulture	Ha	0.22634	0.500				0.11317
	4474	GoudarNaganagouda		43	3A	Machinery	SoilMoistureConservation	TCB	Ha	0.05741	0.680	14.573	75.564	0.03904
							WasteWair	No	0.050	2				0.10000
							Forestry	Ha	0.1525	0.8000				0.12200
							LRRS	No	2.500	1				2.50000
							Horticulture	Ha	0.22634	0.000				0.00000
	4475	MuddappanvaraPuttappa		43	3AX-1	Machinery	SoilMoistureConservation	TCB	Ha	0.05741	0.400	14.573	75.564	0.02296
							WasteWair	No	0.050	1				0.05000
							Forestry	Ha	0.1525	0.8000				0.12200
							Horticulture	Ha	0.22634	0.300				0.06790
	4476	MuddappanavaraKarbasappaBinMahadevappa		43	2e	Machinery	SoilMoistureConservation	TCB	Ha	0.05741	0.630	14.573	75.564	0.03617
							WasteWair	No	0.050	2				0.10000
							Forestry	Ha	0.1525	0.4000				0.06100
							Horticulture	Ha	0.22634	0.300				0.06790
	4477	MuddappanavaraGadigeppa		43	2e	Machinery	SoilMoistureConservation	TCB	Ha	0.05741	0.110	14.573	75.564	0.00632
							WasteWair	No	0.050	0				0.00000
							Forestry	Ha	0.1525	0.1000				0.01525
							Horticulture	Ha	0.22634	0.000				0.00000
	4478	MuddappanavaraChannabasavva		43	2e	Machinery	SoilMoistureConservation	TCB	Ha	0.05741	0.650	14.573	75.564	0.03732
							WasteWair	No	0.050	1				0.05000
							Forestry	Ha	0.1525	0.4000				0.06100
							Horticulture	Ha	0.22634	0.100				0.02263
	4479	MuddappanavaraKarbasappaBinMahadevappa		44	2e	Machinery	SoilMoistureConservation	TCB	Ha	0.05741	0.690	14.573	75.564	0.03961
							WasteWair	No	0.050	1				0.05000
							Forestry	Ha	0.1525	0.4000				0.06100
							Horticulture	Ha	0.22634	0.300				0.06790
	4480	MuddappanvaraPuttappa		44	2e	Machinery	SoilMoistureConservation	TCB	Ha	0.05741	0.660	14.573	75.564	0.03789
							WasteWair	No	0.050	2				0.10000
							LRRS	No	2.500	1				2.50000
							Forestry	Ha	0.1525	0.4000				0.06100
							Horticulture	Ha	0.22634	0.300				0.06790
	4481	MuddappanvaraSureshaBinUkkundappa		44	1	Machinery	SoilMoistureConservation	TCB	Ha	0.05741	0.940	14.573	75.564	0.05397
							WasteWair	No	0.050	1				0.05000
							Forestry	Ha	0.1525	0.8000				0.12200
							Horticulture	Ha	0.22634	0.500				0.11317
	4482	NegaluraNingappa		44	2e	Machinery	SoilMoistureConservation	TCB	Ha	0.05741	1.580	14.573	75.564	0.09071
							WasteWair	No	0.050	2				0.10000
							Forestry	Ha	0.1525	0.8000				0.12200
							Horticulture	Ha	0.22634	0.500				0.11317
	4483	DasareddiMelagiriappa		44	2e	Machinery	SoilMoistureConservation	TCB	Ha	0.05741	1.420	14.573	75.564	0.08152
							WasteWair	No	0.050	2				0.10000
							Forestry	Ha	0.1525	0.8000				0.12200
							Horticulture	Ha	0.22634	0.300				0.06790
	4484	DasareddiVemareddi		44	2e	Machinery	SoilMoistureConservation	TCB	Ha	0.05741	0.660	14.573	75.564	0.03789
							WasteWair	No	0.050	2				0.10000

							Forestry	Ha	0.1525	0.8000			0.12200
							Horticulture	Ha	0.22634	0.300			0.06790
4485	BanakaraHoliyappa		44	3	Machinery	SoilMoistureConservation	TCB	Ha	0.05741	0.400	14.573	75.564	0.02296
							WasteWair	No	0.050		2		0.10000
							Forestry	Ha	0.1525	0.3000			0.04575
							Horticulture	Ha	0.22634	0.200			0.04527

VillageName	Farmer Code	FarmerName	Aadhar Card No	Survey Number	RateType(Manualy/Machinery)	ActivityType(SoilMoistureConservationActivity/WaterHarvestingActivity)	ActivityName	Unit	UnitCost(InLakhs.)	Proposed Quantity	Latitude(Deg-Min-Sec)	Longitude(Deg-Min-Sec)	TotalCost(InLacs)	Site Photo
	4486	DasareddiRangappa		44	4	Machinery	SoilMoistureConservation	TCB	Ha	0.05741	1.340	14.573	75.564	0.07693
							WasteWair	No	0.050	2				0.10000
							Forestry	Ha	0.1525	1.0000				0.15250
							Horticulture	Ha	0.22634	0.500				0.11317
	4487	DasareddiShekappa		44	5	Machinery	SoilMoistureConservation	TCB	Ha	0.05741	0.800	14.573	75.564	0.04593
							WasteWair	No	0.050	2				0.10000
							Forestry	Ha	0.1525	0.8000				0.12200
							Horticulture	Ha	0.22634	0.500				0.11317
	4488	DasareddiJagannatha		44	6	Machinery	SoilMoistureConservation	TCB	Ha	0.05741	0.400	14.573	75.564	0.02296
							WasteWair	No	0.050	1				0.05000
							Forestry	Ha	0.1525	0.4000				0.06100
							Horticulture	Ha	0.22634	0.300				0.06790
	4489	DasareddiRamappa		45	1e9	Machinery	SoilMoistureConservation	TCB	Ha	0.05741	0.780	14.573	75.564	0.04478
							WasteWair	No	0.050	2				0.10000
							Forestry	Ha	0.1525	0.8000				0.12200
							Horticulture	Ha	0.22634	0.500				0.11317
	4490	DasareddiGangamma		45	1e7	Machinery	SoilMoistureConservation	TCB	Ha	0.05741	0.370	14.573	75.564	0.02124
							WasteWair	No	0.050	0				0.00000
							Forestry	Ha	0.1525	0.3000				0.04575
							Horticulture	Ha	0.22634	0.200				0.04527
	4491	BanakaraUrpahMulimaniVasappa		45	1e8	Machinery	SoilMoistureConservation	TCB	Ha	0.05741	0.360	14.573	75.564	0.02067
							WasteWair	No	0.050	1				0.05000
							Forestry	Ha	0.1525	0.4000				0.06100
							Horticulture	Ha	0.22634	0.100				0.02263
	4492	BanakaraUrpahMulimaniVasappa		45	1e9	Machinery	SoilMoistureConservation	TCB	Ha	0.05741	0.780	14.573	75.564	0.04478
							WasteWair	No	0.050	2				0.10000
							Forestry	Ha	0.1525	0.8000				0.12200
							Horticulture	Ha	0.22634	0.500				0.11317
	4493	KaganalaGangappa		45	2e9	Machinery	SoilMoistureConservation	TCB	Ha	0.05741	0.330	14.573	75.564	0.01895
							WasteWair	No	0.050	0				0.00000
							Forestry	Ha	0.1525	0.3000				0.04575
							Horticulture	Ha	0.22634	0.100				0.02263
	4494	BanakaraUrpahMulimaniVasappa		45	2e7	Machinery	SoilMoistureConservation	TCB	Ha	0.05741	1.030	14.573	75.564	0.05913
							WasteWair	No	0.050	2				0.10000
							Forestry	Ha	0.1525	1.0000				0.15250
							Horticulture	Ha	0.22634	0.500				0.11317
	4495	MathadaSiddayya		45	1e9	Machinery	SoilMoistureConservation	TCB	Ha	0.05741	0.780	14.573	75.564	0.04478
							WasteWair	No	0.050	1				0.05000
							Forestry	Ha	0.1525	0.8000				0.12200
							Horticulture	Ha	0.22634	0.300				0.06790
	4496	MathadaViravasayya		45	2e9	Machinery	SoilMoistureConservation	TCB	Ha	0.05741	0.700	14.573	75.564	0.04019
							WasteWair	No	0.050	2				0.10000
							Forestry	Ha	0.1525	0.8000				0.12200
							Horticulture	Ha	0.22634	0.300				0.06790
	4497	GoudraBasnagoudaBinNinganagouda		45	3	Machinery	SoilMoistureConservation	TCB	Ha	0.05741	1.260	14.573	75.564	0.07234
							WasteWair	No	0.050	2				0.10000
							Forestry	Ha	0.1525	1.0000				0.15250
							Horticulture	Ha	0.22634	0.500				0.11317
	4498	MalluraVenkareddi		45	4	Machinery	SoilMoistureConservation	TCB	Ha	0.05741	1.310	14.573	75.564	0.07521
							WasteWair	No	0.050	2				0.10000
							Forestry	Ha	0.1525	1.0000				0.15250
							Horticulture	Ha	0.22634	0.500				0.11317
	4499	MalluraVenkareddi		46	1e9	Machinery	SoilMoistureConservation	TCB	Ha	0.05741	0.180	14.573	75.564	0.01033
							WasteWair	No	0.050	0				0.00000
							Forestry	Ha	0.1525	0.3000				0.04575
							Horticulture	Ha	0.22634	0.000				0.00000
	4500	PatilNinganagouda		46	1e8	Machinery	SoilMoistureConservation	TCB	Ha	0.05741	0.180	14.573	75.564	0.01033
							WasteWair	No	0.050	0				0.00000

							Forestry	Ha	0.1525	0.3000			0.04575
							Horticulture	Ha	0.22634	0.000			0.00000
4501	GouraPakasha		46	27 + 27	Machinery	SoilMoistureConservation	TCB	Ha	0.05741	0.870	14.573	75.564	0.04995
							WasteWair	No	0.050		1		0.05000
							Forestry	Ha	0.1525	0.8000			0.12200
							Horticulture	Ha	0.22634	0.500			0.11317

VillageName	Farmer Code	FarmerName	Aadhar Card No	Survey Number	RateType(Manualy/Machinery)	ActivityType(SoilMoistureConservationActivity/WaterHarvestingActivity)	ActivityName	Unit	UnitCost(InLakhs.)	Proposed Quantity	Latitude(Deg-Min-Sec)	Longitude(Deg-Min-Sec)	TotalCost(InLacs)	Site Photo
	4502	PatilNinganagouda		46	1	Machinery	SoilMoistureConservation	TCB	Ha	0.05741	0.190	14.573	75.564	0.01091
							WasteWair	No	0.050	0				0.00000
							Forestry	Ha	0.1525	0.3000				0.04575
							Horticulture	Ha	0.22634	0.100				0.02263
	4503	GoudraNingava		46	1	Machinery	SoilMoistureConservation	TCB	Ha	0.05741	0.180	14.573	75.564	0.01033
							WasteWair	No	0.050	0				0.00000
							Forestry	Ha	0.1525	0.3000				0.04575
							Horticulture	Ha	0.22634	0.100				0.02263
	4504	GoudraBasanagoudaBinNinganagouda		46	1	Machinery	SoilMoistureConservation	TCB	Ha	0.05741	0.190	14.573	75.564	0.01091
							WasteWair	No	0.050	0				0.00000
							Forestry	Ha	0.1525	0.3000				0.04575
							Horticulture	Ha	0.22634	0.100				0.02263
	4505	DasareddiGangamma		46	1	Machinery	SoilMoistureConservation	TCB	Ha	0.05741	0.180	14.573	75.564	0.01033
							WasteWair	No	0.050	0				0.00000
							Forestry	Ha	0.1525	0.3000				0.04575
							Horticulture	Ha	0.22634	0.100				0.02263
	4506	PatilGirishagoudaBinBasangouda		46	2A+3	Machinery	SoilMoistureConservation	TCB	Ha	0.05741	1.760	14.573	75.564	0.10104
							WasteWair	No	0.050	2				0.10000
							Forestry	Ha	0.1525	1.0000				0.15250
							Horticulture	Ha	0.22634	1.000				0.22634
	4507	PatilGirishagoudaBinBasangouda		46	2	Machinery	SoilMoistureConservation	TCB	Ha	0.05741	0.360	14.573	75.564	0.02067
							WasteWair	No	0.050	0				0.00000
							Forestry	Ha	0.1525	0.3000				0.04575
							Horticulture	Ha	0.22634	0.100				0.02263
	4508	PatilRanganagouda		46	2	Machinery	SoilMoistureConservation	TCB	Ha	0.05741	0.450	14.573	75.564	0.02583
							WasteWair	No	0.050	2				0.10000
							Forestry	Ha	0.1525	0.3000				0.04575
							Horticulture	Ha	0.22634	0.200				0.04527
	4509	GoudraShanthavva		46	2	Machinery	SoilMoistureConservation	TCB	Ha	0.05741	0.450	14.573	75.564	0.02583
							WasteWair	No	0.050	1				0.05000
							Forestry	Ha	0.1525	0.3000				0.04575
							Horticulture	Ha	0.22634	0.100				0.02263
	4510	GoudraNilanagouda		46	2	Machinery	SoilMoistureConservation	TCB	Ha	0.05741	0.110	14.573	75.564	0.00632
							WasteWair	No	0.050	0				0.00000
							Forestry	Ha	0.1525	0.1000				0.01525
							Horticulture	Ha	0.22634	0.000				0.00000
	4511	PatilChanbasanagoudaBinBasangouda		47	3	Machinery	SoilMoistureConservation	TCB	Ha	0.05741	0.300	14.573	75.564	0.01722
							WasteWair	No	0.050	0				0.00000
							Forestry	Ha	0.1525	0.3000				0.04575
							Horticulture	Ha	0.22634	0.000				0.00000
	4512	PatilIndravvaKomLinganagouda		47	3	Machinery	SoilMoistureConservation	TCB	Ha	0.05741	0.300	14.573	75.564	0.01722
							WasteWair	No	0.050	0				0.00000
							Forestry	Ha	0.1525	0.3000				0.04575
							Horticulture	Ha	0.22634	0.100				0.02263
	4513	KuntimentiNagappa		47	1	Machinery	SoilMoistureConservation	TCB	Ha	0.05741	1.420	14.573	75.564	0.08152
							WasteWair	No	0.050	2				0.10000
							Forestry	Ha	0.1525	1.0000				0.15250
							Horticulture	Ha	0.22634	0.500				0.11317
	4514	BillaliUrphSomakkanavaraBharamappa		47	2	Machinery	SoilMoistureConservation	TCB	Ha	0.05741	0.880	14.573	75.564	0.05052
							WasteWair	No	0.050	2				0.10000
							Forestry	Ha	0.1525	0.8000				0.12200
							Horticulture	Ha	0.22634	0.300				0.06790
	4515	NaduvinamaniPrabhu		47	4	Machinery	SoilMoistureConservation	TCB	Ha	0.05741	0.680	14.573	75.564	0.03904
							WasteWair	No	0.050	2				0.10000
							Forestry	Ha	0.1525	0.3000				0.04575
							Horticulture	Ha	0.22634	0.100				0.02263
	4516	NagayyaTandeChanbasayyaMathada		47	5	Machinery	SoilMoistureConservation	TCB	Ha	0.05741	0.360	14.573	75.564	0.02067
							WasteWair	No	0.050	0				0.00000

							Forestry	Ha	0.1525	0.3000			0.04575
							Horticulture	Ha	0.22634	0.100			0.02263
4517	BillalilUrphSomakkanavaraBharamappa		47	6	Machinery	SoilMoistureConservation	TCB	Ha	0.05741	0.840	14.573	75.564	0.04822
							WasteWair	No	0.050		2		0.10000
							Forestry	Ha	0.1525	0.4000			0.06100
							Horticulture	Ha	0.22634	0.300			0.06790

VillageName	Farmer Code	FarmerName	Aadhar Card No	Survey Number	RateType(Manualy/Machinery)	ActivityType(SoilMoistureConservationActivity/WaterHarvestingActivity)	ActivityName	Unit	UnitCost(InLakhs.)	Proposed Quantity	Latitude(Deg-Min-Sec)	Longitude(Deg-Min-Sec)	TotalCost(InLacs)	Site Photo
	4518	SadaraBasappaBishivappa		47	7	Machinery	SoilMoistureConservation	TCB	Ha	0.05741	0.360	14.573	75.564	0.02067
							WasteWair	No	0.050	0				0.00000
							Forestry	Ha	0.1525	0.3000				0.04575
							Horticulture	Ha	0.22634	0.100				0.02263
	4519	Somakkanvarajayamma		48	1	Machinery	SoilMoistureConservation	TCB	Ha	0.05741	0.400	14.573	75.564	0.02296
							WasteWair	No	0.050	1				0.05000
							Forestry	Ha	0.1525	0.3000				0.04575
							Horticulture	Ha	0.22634	0.100				0.02263
	4520	DobalappanavaraMallavvaKomDharmareddi		48	2	Machinery	SoilMoistureConservation	TCB	Ha	0.05741	1.710	14.573	75.564	0.09817
							WasteWair	No	0.050	2				0.10000
							Forestry	Ha	0.1525	1.0000				0.15250
							Horticulture	Ha	0.22634	1.000				0.22634
	4521	SadaraRudrappa		48	3	Machinery	SoilMoistureConservation	TCB	Ha	0.05741	1.730	14.573	75.564	0.09932
							WasteWair	No	0.050	2				0.10000
							Forestry	Ha	0.1525	1.0000				0.15250
							Horticulture	Ha	0.22634	1.000				0.22634
	4522	NegaluraNingappa		48	4	Machinery	SoilMoistureConservation	TCB	Ha	0.05741	1.200	14.573	75.564	0.06889
							WasteWair	No	0.050	2				0.10000
							Forestry	Ha	0.1525	1.0000				0.15250
							Horticulture	Ha	0.22634	0.500				0.11317
	4523	PriyankaGoudraUrphPatil		48	5	Machinery	SoilMoistureConservation	TCB	Ha	0.05741	1.940	14.573	75.564	0.11138
							WasteWair	No	0.050	2				0.10000
							LRRS	No	2.500	1				2.50000
							Forestry	Ha	0.1525	1.0000				0.15250
							Horticulture	Ha	0.22634	0.200				0.04527
	4524	HottgoudarSunanda		48	6	Machinery	SoilMoistureConservation	TCB	Ha	0.05741		14.573	75.564	0.00000
							WasteWair	No	0.050	1				0.05000
							Forestry	Ha	0.1525	0.3000				0.04575
							Horticulture	Ha	0.22634	0.100				0.02263
	4525	DasaredderaSunitha		48	7	Machinery	SoilMoistureConservation	TCB	Ha	0.05741		14.573	75.564	0.00000
							WasteWair	No	0.050	2				0.10000
							Forestry	Ha	0.1525	1.0000				0.15250
							Horticulture	Ha	0.22634	0.500				0.11317
	4526	DasaredderaYallareddi		48	8	Machinery	SoilMoistureConservation	TCB	Ha	0.05741		14.573	75.564	0.00000
							WasteWair	No	0.050	1				0.05000
							Forestry	Ha	0.1525	0.3000				0.04575
							Horticulture	Ha	0.22634	0.100				0.02263
	4527	KaganalBasappa		48	9	Machinery	SoilMoistureConservation	TCB	Ha	0.05741		14.573	75.564	0.00000
							WasteWair	No	0.050	2				0.10000
							Forestry	Ha	0.1525	1.0000				0.15250
							Horticulture	Ha	0.22634	1.000				0.22634
	4528	RangappaKaganala		49	1e	Machinery	SoilMoistureConservation	TCB	Ha	0.05741		14.573	75.564	0.00000
							WasteWair	No	0.050	1				0.05000
							Forestry	Ha	0.1525	0.8000				0.12200
							Horticulture	Ha	0.22634	0.300				0.06790
	4529	RangappaKaganala		49	4e	Machinery	SoilMoistureConservation	TCB	Ha	0.05741		14.573	75.564	0.00000
							WasteWair	No	0.050	2				0.10000
							Forestry	Ha	0.1525	0.8000				0.12200
							Horticulture	Ha	0.22634	0.500				0.11317
	4530	KaganalaPakkireddi		49	5o	Machinery	SoilMoistureConservation	TCB	Ha	0.05741		14.573	75.564	0.00000
							WasteWair	No	0.050	2				0.10000
							Forestry	Ha	0.1525	0.8000				0.12200
							Horticulture	Ha	0.22634	0.500				0.11317
	4531	HullattiRamappa		49	1o	Machinery	SoilMoistureConservation	TCB	Ha	0.05741		14.573	75.564	0.00000
							WasteWair	No	0.050	1				0.05000
							Forestry	Ha	0.1525	0.8000				0.12200
							Horticulture	Ha	0.22634	0.500				0.11317
	4532	HullattiRamappa		49	2	Machinery	SoilMoistureConservation	TCB	Ha	0.05741		14.573	75.564	0.00000

							WasteWair	No	0.050	2			0.10000
							Forestry	Ha	0.1525	0.8000			0.12200
							Horticulture	Ha	0.22634	0.500			0.11317
	4533	MaruthiTandeHanumantappaVadevi		49	3	Machinery	SoilMoistureConservation	TCB	Ha	0.05741	14.573	75.564	0.00000
							WasteWair	No	0.050	1			0.05000
							Forestry	Ha	0.1525	0.3000			0.04575



VillageName	Farmer Code	FarmerName	Aadhar Card No	Survey Number	RateType(Manualy/Machinery)	ActivityType(SoilMoistureConservationActivity/WaterHarvestingActivity)	ActivityName	Unit	UnitCost(InLakhs.)	Proposed Quantity	Latitude(Deg-Min-Sec)	Longitude(Deg-Min-Sec)	TotalCost(InLacs)	Site Photo
							Horticulture	Ha	0.22634	0.100			0.02263	
	4534	MaruthiTandeHanumanthappaVadevi		49	4	Machinery	SoilMoistureConservation	TCB	Ha	0.05741	0.790	14.573	75.564	0.04535
							WasteWair	No	0.050	1			0.05000	
							Forestry	Ha	0.1525	0.8000			0.12200	
							Horticulture	Ha	0.22634	0.300			0.06790	
	4535	KaganalaThimmappa		49	5	Machinery	SoilMoistureConservation	TCB	Ha	0.05741	0.860	14.573	75.564	0.04937
							WasteWair	No	0.050	1			0.05000	
							Forestry	Ha	0.1525	0.8000			0.12200	
							Horticulture	Ha	0.22634	0.500			0.11317	
	4536	KaganalaThimmappa		49	6	Machinery	SoilMoistureConservation	TCB	Ha	0.05741	0.360	14.573	75.564	0.02067
							WasteWair	No	0.050	0			0.00000	
							Forestry	Ha	0.1525	0.3000			0.04575	
							Horticulture	Ha	0.22634	0.100			0.02263	
	4537	KaganalaNingappa		50	1	Machinery	SoilMoistureConservation	TCB	Ha	0.05741	0.840	14.573	75.564	0.04822
							WasteWair	No	0.050	1			0.05000	
							Forestry	Ha	0.1525	0.8000			0.12200	
							Horticulture	Ha	0.22634	0.500			0.11317	
	4538	KaganalaMamathaUrphJalajakshi		50	1	Machinery	SoilMoistureConservation	TCB	Ha	0.05741	0.980	14.573	75.564	0.05626
							WasteWair	No	0.050	2			0.10000	
							Forestry	Ha	0.1525	0.8000			0.12200	
							Horticulture	Ha	0.22634	0.500			0.11317	
	4539	ThimmappaHanumappaltagiUrphBelura		50	1	Machinery	SoilMoistureConservation	TCB	Ha	0.05741	0.500	14.573	75.564	0.02871
							WasteWair	No	0.050	1			0.05000	
							Forestry	Ha	0.1525	0.4000			0.06100	
							Horticulture	Ha	0.22634	0.200			0.04527	
	4540	BanakaraYallavvaKomBhumareddi		50	2	Machinery	SoilMoistureConservation	TCB	Ha	0.05741	3.390	14.573	75.564	0.19462
							WasteWair	No	0.050	2			0.10000	
							Forestry	Ha	0.1525	1.0000			0.15250	
							LRRS	No	2.500	1			2.50000	
							Horticulture	Ha	0.22634	1.000			0.22634	
	4541	KadligondiManjappa		50	3	Machinery	SoilMoistureConservation	TCB	Ha	0.05741	0.530	14.573	75.564	0.03043
							WasteWair	No	0.050	1			0.05000	
							Forestry	Ha	0.1525	0.4000			0.06100	
							Horticulture	Ha	0.22634	0.300			0.06790	
	4542	NegaluraPrakasha		50	4	Machinery	SoilMoistureConservation	TCB	Ha	0.05741	0.800	14.573	75.564	0.04593
							RECHAGEPIT	No	0.250	1			0.30000	
							WasteWair	No	0.050	2			0.10000	
							Forestry	Ha	0.1525	0.8000			0.12200	
							Horticulture	Ha	0.22634	0.500			0.11317	
	4543	KadligondiManjappa		51	1	Machinery	SoilMoistureConservation	TCB	Ha	0.05741	0.800	14.573	75.564	0.04593
							WasteWair	No	0.050	2			0.10000	
							Forestry	Ha	0.1525	0.8000			0.12200	
							Horticulture	Ha	0.22634	0.300			0.06790	
	4544	KulkarniShanthabayiKomGurunatha		51	1	Machinery	SoilMoistureConservation	TCB	Ha	0.05741	1.200	14.573	75.564	0.06889
							WasteWair	No	0.050	2			0.10000	
							Forestry	Ha	0.1525	1.0000			0.15250	
							Horticulture	Ha	0.22634	0.500			0.11317	
	4545	MulimaniUrphBanakaraHemappa		51	2	Machinery	SoilMoistureConservation	TCB	Ha	0.05741	1.660	14.573	75.564	0.09530
							WasteWair	No	0.050	2			0.10000	
							Forestry	Ha	0.1525	1.0000			0.15250	
							Horticulture	Ha	0.22634	1.000			0.22634	
	4546	KaganalaSarojaKomHucchappa		51	3	Machinery	SoilMoistureConservation	TCB	Ha	0.05741	3.010	14.573	75.564	0.17280
							WasteWair	No	0.050	2			0.10000	
							Forestry	Ha	0.1525	1.0000			0.15250	
							Horticulture	Ha	0.22634	1.000			0.22634	
	4547	SidaganalIndravva		51	4	Machinery	SoilMoistureConservation	TCB	Ha	0.05741	0.250	14.573	75.564	0.01435
							WasteWair	No	0.050	0			0.00000	
							Forestry	Ha	0.1525	0.3000			0.04575	

							Horticulture	Ha	0.22634	0.100			0.02263
4548	GoudraBasanagouda		51	5	Machinery	SoilMoistureConservation	TCB	Ha	0.05741	0.670	14.573	75.564	0.03846
							WasteWair	No	0.050	2			0.10000
							Forestry	Ha	0.1525	0.4000			0.06100
							Horticulture	Ha	0.22634	0.300			0.06790
4549	PujaraYenkappaBinHanumanthappa		51	6	Machinery	SoilMoistureConservation	TCB	Ha	0.05741	0.840	14.573	75.564	0.04822

VillageName	Farmer Code	FarmerName	Aadhar Card No	Survey Number	RateType(Manual y/Machinery)	ActivityType(SoilMoistureConservationActivity/Water HarvestingActivity)	ActivityName	Unit	UnitCost(In Lakhs.)	Proposed Quantity	Latitude(Deg-Min-Sec)	Longitude(Deg-Min-Sec)	TotalCost(InLacs)	Site Photo
							WasteWair	No	0.050	2			0.10000	
							Forestry	Ha	0.1525	0.8000			0.12200	
							Horticulture	Ha	0.22634	0.500			0.11317	
	4550	MathadaThippyya		51	7	Machinery	SoilMoistureConservation	TCB	0.05741	0.820	14.573	75.564	0.04708	
							WasteWair	No	0.050	2			0.10000	
							Forestry	Ha	0.1525	0.8000			0.12200	
							Horticulture	Ha	0.22634	0.500			0.11317	
	4551	MathadaNagayya		52	1e	Machinery	SoilMoistureConservation	TCB	0.05741	0.420	14.573	75.564	0.02411	
							WasteWair	No	0.050	2			0.10000	
							Forestry	Ha	0.1525	0.3000			0.04575	
							Horticulture	Ha	0.22634	0.100			0.02263	
	4552	PujaraYankappaBinHanumappa		52	1e	Machinery	SoilMoistureConservation	TCB	0.05741	0.420	14.573	75.564	0.02411	
							WasteWair	No	0.050	2			0.10000	
							Forestry	Ha	0.1525	0.3000			0.04575	
							Horticulture	Ha	0.22634	0.100			0.02263	
	4553	PujaraRangappa		52	1c	Machinery	SoilMoistureConservation	TCB	0.05741	0.310	14.573	75.564	0.01780	
							WasteWair	No	0.050	0			0.00000	
							Forestry	Ha	0.1525	0.3000			0.04575	
							Horticulture	Ha	0.22634	0.100			0.02263	
	4554	PujaraYogisha		52	16	Machinery	SoilMoistureConservation	TCB	0.05741	1.930	14.573	75.564	0.11080	
							WasteWair	No	0.050	2			0.10000	
							Forestry	Ha	0.1525	1.0000			0.15250	
							Horticulture	Ha	0.22634	0.500			0.11317	
	4555	SidaganalaHemappaBinMalathesha		52	1e	Machinery	SoilMoistureConservation	TCB	0.05741	0.580	14.573	75.564	0.03330	
							WasteWair	No	0.050	1			0.05000	
							Forestry	Ha	0.1525	0.4000			0.06100	
							Horticulture	Ha	0.22634	0.300			0.06790	
	4556	ManjappaTandeMalatheshaSidaganala		52	1e	Machinery	SoilMoistureConservation	TCB	0.05741	1.320	14.573	75.564	0.07578	
							WasteWair	No	0.050	2			0.10000	
							Forestry	Ha	0.1525	1.0000			0.15250	
							Horticulture	Ha	0.22634	0.500			0.11317	
	4557	YogiDyavareddi		52	1f	Machinery	SoilMoistureConservation	TCB	0.05741	1.120	14.573	75.564	0.06430	
							WasteWair	No	0.050	2			0.10000	
							Forestry	Ha	0.1525	1.0000			0.15250	
							Horticulture	Ha	0.22634	0.500			0.11317	
	4558	MegalamaniRevappa		52	1f	Machinery	SoilMoistureConservation	TCB	0.05741	0.360	14.573	75.564	0.02067	
							WasteWair	No	0.050	0			0.00000	
							Forestry	Ha	0.1525	0.3000			0.04575	
							Horticulture	Ha	0.22634	0.100			0.02263	
	4559	MegalamaniRevappa		52	1f	Machinery	SoilMoistureConservation	TCB	0.05741	0.800	14.573	75.564	0.04593	
							WasteWair	No	0.050	0			0.00000	
							Forestry	Ha	0.1525	0.8000			0.12200	
							Horticulture	Ha	0.22634	0.500			0.11317	
	4560	YogiPraveenaBinNamareddi		52	1c	Machinery	SoilMoistureConservation	TCB	0.05741	1.110	14.573	75.564	0.06373	
							WasteWair	No	0.050	2			0.10000	
							Forestry	Ha	0.1525	1.0000			0.15250	
							Horticulture	Ha	0.22634	0.500			0.11317	
	4561	GoudraBasanagouda		52	2	Machinery	SoilMoistureConservation	TCB	0.05741	0.840	14.573	75.564	0.04822	
							WasteWair	No	0.050	2			0.10000	
							Forestry	Ha	0.1525	0.8000			0.12200	
							Horticulture	Ha	0.22634	0.500			0.11317	
	4562	GoudraBasanagoudaBinNinganagouda		52	3	Machinery	SoilMoistureConservation	TCB	0.05741	0.580	14.573	75.564	0.03330	
							WasteWair	No	0.050	1			0.05000	
							Forestry	Ha	0.1525	0.4000			0.06100	
							Horticulture	Ha	0.22634	0.300			0.06790	
	4563	GoudraBasanagoudaBinNinganagouda		53	1	Machinery	SoilMoistureConservation	TCB	0.05741	0.800	14.573	75.564	0.04593	
							WasteWair	No	0.050	2			0.10000	
							Forestry	Ha	0.1525	0.4000			0.06100	

							Horticulture	Ha	0.22634	0.300			0.06790	
	4564	NinganagoudaGoudra		53	2e9	Machinery	SoilMoistureConservation	TCB	Ha	0.05741	0.200	14.573	75.564	0.01148
							WasteWair	No	0.050	0			0.00000	
							Forestry	Ha	0.1525	0.1000			0.01525	
							Horticulture	Ha	0.22634	0.000			0.00000	
	4565	BenakanakondaGirijavva		53	2e9	Machinery	SoilMoistureConservation	TCB	Ha	0.05741	0.370	14.573	75.564	0.02124

VillageName	Farmer Code	FarmerName	Aadhar Card No	Survey Number	RateType(Manualy/Machinery)	ActivityType(SoilMoistureConservationActivity/WaterHarvestingActivity)	ActivityName	Unit	UnitCost(InLakhs.)	Proposed Quantity	Latitude(Deg-Min-Sec)	Longitude(Deg-Min-Sec)	TotalCost(InLacs)	Site Photo
							WasteWair	No	0.050	0			0.00000	
							Forestry	Ha	0.1525	0.3000			0.04575	
							Horticulture	Ha	0.22634	0.100			0.02263	
4566		GoudraPrakasha		53	2	Machinery	SoilMoistureConservation	TCB	Ha	0.05741	0.480	14.573	75.564	0.02756
							WasteWair	No	0.050	2			0.10000	
							Forestry	Ha	0.1525	0.3000			0.04575	
							Horticulture	Ha	0.22634	0.100			0.02263	
4567		GoudraRavendragouda		53	3	Machinery	SoilMoistureConservation	TCB	Ha	0.05741	0.530	14.573	75.564	0.03043
							WasteWair	No	0.050	1			0.05000	
							Forestry	Ha	0.1525	0.3000			0.04575	
							Horticulture	Ha	0.22634	0.200			0.04527	
4568		GoudraRavindragouda		53	3	Machinery	SoilMoistureConservation	TCB	Ha	0.05741	0.520	14.573	75.564	0.02985
							WasteWair	No	0.050	1			0.05000	
							Forestry	Ha	0.1525	0.4000			0.06100	
							Horticulture	Ha	0.22634	0.100			0.02263	
4569		GiraddiKanthasha		53	4	Machinery	SoilMoistureConservation	TCB	Ha	0.05741	0.590	14.573	75.564	0.03387
							WasteWair	No	0.050	1			0.05000	
							Forestry	Ha	0.1525	0.1000			0.01525	
							Horticulture	Ha	0.22634	0.300			0.06790	
4570		BidariNagarajaPakirappa		53	4	Machinery	SoilMoistureConservation	TCB	Ha	0.05741	0.530	14.573	75.564	0.03043
							WasteWair	No	0.050	1			0.05000	
							LRRS	No	2.500	1			2.50000	
							Forestry	Ha	0.1525	0.0000			0.00000	
							Horticulture	Ha	0.22634	0.000			0.00000	
4571		ManjulaTamsitharamaGireddi		53	5	Machinery	SoilMoistureConservation	TCB	Ha	0.05741	1.050	14.573	75.564	0.06028
							WasteWair	No	0.050	2			0.10000	
							Forestry	Ha	0.1525	1.0000			0.15250	
							Horticulture	Ha	0.22634	0.500			0.11317	
4572		BadagiUrphBadigeraGaneshappa		53	6	Machinery	SoilMoistureConservation	TCB	Ha	0.05741	0.400	14.573	75.564	0.02296
							WasteWair	No	0.050	1			0.05000	
							Forestry	Ha	0.1525	0.3000			0.04575	
							Horticulture	Ha	0.22634	0.100			0.02263	
4573		MavinatopaLila		53	7	Machinery	SoilMoistureConservation	TCB	Ha	0.05741	0.600	14.573	75.564	0.03445
							WasteWair	No	0.050	1			0.05000	
							Forestry	Ha	0.1525	0.4000			0.06100	
							Horticulture	Ha	0.22634	0.300			0.06790	
4574		MegalamaniJatteppa		54	1	Machinery	SoilMoistureConservation	TCB	Ha	0.05741	1.980	14.573	75.564	0.11367
							WasteWair	No	0.050	2			0.10000	
							LRRS	No	2.500	1			2.50000	
							Forestry	Ha	0.1525	1.0000			0.15250	
							Horticulture	Ha	0.22634	1.000			0.22634	
4575		MegalamaniJatteppa		54	2	Machinery	SoilMoistureConservation	TCB	Ha	0.05741	2.800	14.573	75.564	0.16075
							WasteWair	No	0.050	2			0.10000	
		GoudraRavinragouda					LRRS	No	2.500	1			2.50000	
							Forestry	Ha	0.1525	1.0000			0.15250	
							Horticulture	Ha	0.22634	1.000			0.22634	
4576		GoudaraManjanagoudabinRanganagouda		54	2	Machinery	SoilMoistureConservation	TCB	Ha	0.05741	2.800	14.573	75.564	0.16075
							WasteWair	No	0.050	1			0.05000	
							Forestry	Ha	0.1525	1.0000			0.15250	
							Horticulture	Ha	0.22634	1.000			0.22634	
4577		IngalagondiShivappa		54	3	Machinery	SoilMoistureConservation	TCB	Ha	0.05741	1.970	14.573	75.564	0.11310
							WasteWair	No	0.050	2			0.10000	
							Forestry	Ha	0.1525	1.0000			0.15250	
							Horticulture	Ha	0.22634	1.000			0.22634	
4578		SadaraRudrappa		55	1	Machinery	SoilMoistureConservation	TCB	Ha	0.05741	0.450	14.573	75.564	0.02583
							WasteWair	No	0.050	2			0.10000	
							Forestry	Ha	0.1525	0.3000			0.04575	
							Horticulture	Ha	0.22634	0.100			0.02263	

4579	AreraUrphAngadiThirakappa	55	1	Machinery	SoilMoistureConservation	TCB	Ha	0.05741	1.320	14.573	75.564	0.07578
						WasteWair	No	0.050	2			0.10000
						Forestry	Ha	0.1525	0.4000			0.06100
						Horticulture	Ha	0.22634	0.500			0.11317
4580	TumminakatiBabuSab	55	2	Machinery	SoilMoistureConservation	TCB	Ha	0.05741	1.870	14.573	75.564	0.10736
						WasteWair	No	0.050	2			0.10000

VillageName	Farmer Code	FarmerName	Aadhar Card No	Survey Number	RateType(Manualy/Machinery)	ActivityType(SoilMoistureConservationActivity/WaterHarvestingActivity)	ActivityName	Unit	UnitCost(InLakhs.)	Proposed Quantity	Latitude(Deg-Min-Sec)	Longitude(Deg-Min-Sec)	TotalCost(InLacs)	Site Photo
							Forestry	Ha	0.1525	1.0000			0.15250	
							Horticulture	Ha	0.22634	1.000			0.22634	
	4581	BidariDadaphir		56	1	Machinery	SoilMoistureConservation	TCB	Ha	0.05741	1.290	14.573	75.564	0.07406
							WasteWair	No	0.050	2			0.10000	
							Forestry	Ha	0.1525	0.8000			0.12200	
							Horticulture	Ha	0.22634	0.500			0.11317	
	4582	MudenuraBharamappa		56	2	Machinery	SoilMoistureConservation	TCB	Ha	0.05741	0.290	14.573	75.564	0.01665
							WasteWair	No	0.050	0			0.00000	
							Forestry	Ha	0.1525	0.3000			0.04575	
							Horticulture	Ha	0.22634	0.100			0.02263	
	4583	SadaraHanumanthappaBinShivappa		56	3	Machinery	SoilMoistureConservation	TCB	Ha	0.05741	0.310	14.573	75.564	0.01780
							WasteWair	No	0.050	1			0.05000	
							Forestry	Ha	0.1525	0.3000			0.04575	
							Horticulture	Ha	0.22634	0.100			0.02263	
	4584	AreraUrpahAngadiGaneshappa		56	4	Machinery	SoilMoistureConservation	TCB	Ha	0.05741	1.760	14.573	75.564	0.10104
							WasteWair	No	0.050	2			0.10000	
							LRRS	No	2.500	1			2.50000	
							Forestry	Ha	0.1525	1.0000			0.15250	
							Horticulture	Ha	0.22634	1.000			0.22634	
	4585	OlekaraRangavvaKomHanumappa		57	2e	Machinery	SoilMoistureConservation	TCB	Ha	0.05741	1.130	14.573	75.564	0.06487
							WasteWair	No	0.050	2			0.10000	
							Forestry	Ha	0.1525	1.0000			0.15250	
							Horticulture	Ha	0.22634	0.500			0.11317	
	4586	OlegaraRangavvaKomHanumanthappa		57	2f	Machinery	SoilMoistureConservation	TCB	Ha	0.05741	1.600	14.573	75.564	0.09186
							WasteWair	No	0.050	2			0.10000	
							Forestry	Ha	0.1525	1.0000			0.15250	
							Horticulture	Ha	0.22634	0.500			0.11317	
	4587	BasappaUrpahBasavarajaTandeKariyappaOlekaraUrpahTalavara		57	2c	Machinery	SoilMoistureConservation	TCB	Ha	0.05741	0.560	14.573	75.564	0.03215
							WasteWair	No	0.050	1			0.05000	
							Forestry	Ha	0.1525	0.4000			0.06100	
							Horticulture	Ha	0.22634	0.200			0.04527	
	4588	BasappaUrpahBasavarajaTandeKariyappaOlekaraUrpahTalavara		57	1	Machinery	SoilMoistureConservation	TCB	Ha	0.05741	3.040	14.573	75.564	0.17453
							WasteWair	No	0.050	2			0.10000	
							LRRS	No	2.500	1			2.50000	
							Forestry	Ha	0.1525	1.0000			0.15250	
							Horticulture	Ha	0.22634	1.000			0.22634	
	4589	HalliiUrpahTalavaraRamappa		58	1e	Machinery	SoilMoistureConservation	TCB	Ha	0.05741	0.810	14.573	75.564	0.04650
							WasteWair	No	0.050	1			0.05000	
							Forestry	Ha	0.1525	0.4000			0.06100	
							Horticulture	Ha	0.22634	0.300			0.06790	
	4590	OlekaraRangappa		58	1f	Machinery	SoilMoistureConservation	TCB	Ha	0.05741	1.210	14.573	75.564	0.06947
							WasteWair	No	0.050	2			0.10000	
							LRRS	No	2.500	1			2.50000	
							Forestry	Ha	0.1525	1.0000			0.15250	
							Horticulture	Ha	0.22634	0.500			0.11317	
	4591	TalavaraUrpahOlekaraRangappa		58	1c	Machinery	SoilMoistureConservation	TCB	Ha	0.05741	0.400	14.573	75.564	0.02296
							WasteWair	No	0.050	0			0.00000	
							LRRS	No	2.500	1			2.50000	
							Forestry	Ha	0.1525	0.3000			0.04575	
							Horticulture	Ha	0.22634	0.200			0.04527	
	4592	ValikaraUrpahTalavaraBasavanthappa		58	2	Machinery	SoilMoistureConservation	TCB	Ha	0.05741	1.030	14.573	75.564	0.05913
							WasteWair	No	0.050	1			0.05000	
		TalavaraBharamappa					WaterHarvestingActivity	FarmPond	No	1.040	1			1.04000
							Forestry	Ha	0.1525	0.8000			0.12200	
							Horticulture	Ha	0.22634	0.500			0.11317	
	4593	TalavaraUrpahOlekaraRangappaBinRamappa		59	1	Machinery	SoilMoistureConservation	TCB	Ha	0.05741	1.590	14.573	75.564	0.09128
							WasteWair	No	0.050	1			0.05000	
							RECHAGEPIT	No	0.250	1			0.30000	

							LRRS	No	2.500	1		2.50000	
							Forestry	Ha	0.1525	0.8000		0.12200	
							Horticulture	Ha	0.22634	0.500		0.11317	
4594	TalavaraUrphOlekaraRangappa		59	2	Machinery	SoilMoistureConservation	TCB	Ha	0.05741	0.780	14.573	75.564	0.04478
							WasteWair	No	0.050	1		0.05000	
							Forestry	Ha	0.1525	0.8000		0.12200	



VillageName	Farmer Code	FarmerName	Aadhar Card No	Survey Number	RateType(Manualy/Machinery)	ActivityType(SoilMoistureConservationActivity/WaterHarvestingActivity)	ActivityName	Unit	UnitCost(InLakhs.)	Proposed Quantity	Latitude(Deg-Min-Sec)	Longitude(Deg-Min-Sec)	TotalCost(InLacs)	Site Photo
							Horticulture	Ha	0.22634	0.300			0.06790	
	4595	TalavaraBharamappa		59	3	Machinery	SoilMoistureConservation	TCB	Ha	0.05741	0.760	14.573	75.564	0.04363
							WasteWair	No	0.050	1				0.05000
							Forestry	Ha	0.1525	0.8000				0.12200
							Horticulture	Ha	0.22634	0.300				0.06790
	4596	HottigoudarChandrashekarappa		59	4	Machinery	SoilMoistureConservation	TCB	Ha	0.05741	0.720	14.573	75.564	0.04134
							WasteWair	No	0.050	1				0.05000
							Forestry	Ha	0.1525	0.4000				0.06100
							Horticulture	Ha	0.22634	0.300				0.06790
	4597	BharamagoudaRamanagoudaHottigoudar		59	4	Machinery	SoilMoistureConservation	TCB	Ha	0.05741	0.720	14.573	75.564	0.04134
							WasteWair	No	0.050	1				0.05000
							Forestry	Ha	0.1525	0.4000				0.06100
							Horticulture	Ha	0.22634	0.300				0.06790
	4598	BharamagoudaRamanagoudaHottigoudar		59	4	Machinery	SoilMoistureConservation	TCB	Ha	0.05741	0.200	14.573	75.564	0.01148
							WasteWair	No	0.050	0				0.00000
							Forestry	Ha	0.1525	0.1000				0.01525
							Horticulture	Ha	0.22634	0.500				0.11317
	4599	HottigoudarChandrashekarappa		59	5	Machinery	SoilMoistureConservation	TCB	Ha	0.05741	0.740	14.573	75.564	0.04248
							WasteWair	No	0.050	2				0.10000
							Forestry	Ha	0.1525	0.8000				0.12200
							Horticulture	Ha	0.22634	0.300				0.06790
	4600	SidaganalaRangareddi		59	6	Machinery	SoilMoistureConservation	TCB	Ha	0.05741	0.760	14.573	75.564	0.04363
							WasteWair	No	0.050	1				0.05000
							Forestry	Ha	0.1525	0.8000				0.12200
							Horticulture	Ha	0.22634	0.300				0.06790
	4601	SadaraKarbasappa		60	5	Machinery	SoilMoistureConservation	TCB	Ha	0.05741	0.260	14.573	75.564	0.01493
							WasteWair	No	0.050	2				0.10000
							Forestry	Ha	0.1525	0.1500				0.02288
							Horticulture	Ha	0.22634	0.100				0.02263
	4602	KoppadaManjavva		60	5	Machinery	SoilMoistureConservation	TCB	Ha	0.05741	0.290	14.573	75.564	0.01665
							WasteWair	No	0.050	0				0.00000
							Forestry	Ha	0.1525	0.1500				0.02288
							Horticulture	Ha	0.22634	0.000				0.00000
	4603	HanumappaBharamappaKademani		60	5	Machinery	SoilMoistureConservation	TCB	Ha	0.05741	0.180	14.573	75.564	0.01033
							WasteWair	No	0.050	0				0.00000
							Forestry	Ha	0.1525	0.0000				0.00000
							Horticulture	Ha	0.22634	0.000				0.00000
	4604	MathadaVirabasayyaBinChannabasayya		60	5	Machinery	SoilMoistureConservation	TCB	Ha	0.05741	0.260	14.573	75.564	0.01493
							WasteWair	No	0.050	0				0.00000
							Forestry	Ha	0.1525	0.3000				0.04575
							Horticulture	Ha	0.22634	0.100				0.02263
	4605	SiddappaTandeHanumappaPujara		60	5	Machinery	SoilMoistureConservation	TCB	Ha	0.05741	0.970	14.573	75.564	0.05569
							WasteWair	No	0.050	1				0.05000
							Forestry	Ha	0.1525	0.8000				0.12200
							Horticulture	Ha	0.22634	0.500				0.11317
	4606	TalavaraGovindappa		60	1	Machinery	SoilMoistureConservation	TCB	Ha	0.05741	0.640	14.573	75.564	0.03674
							WasteWair	No	0.050	1				0.05000
							Forestry	Ha	0.1525	0.4000				0.06100
							Horticulture	Ha	0.22634	0.300				0.06790
	4607	IngalagondiShanmukhappa		60	2	Machinery	SoilMoistureConservation	TCB	Ha	0.05741	0.560	14.573	75.564	0.03215
							WasteWair	No	0.050	1				0.05000
							Forestry	Ha	0.1525	0.4000				0.06100
							Horticulture	Ha	0.22634	0.200				0.04527
	4608	IngalagondiShivappa		60	3	Machinery	SoilMoistureConservation	TCB	Ha	0.05741	0.150	14.573	75.564	0.00861
							WasteWair	No	0.050	0				0.00000
							Forestry	Ha	0.1525	0.1000				0.01525
							Horticulture	Ha	0.22634	0.000				0.00000
	4609	JagadishaPatil		60	4	Machinery	SoilMoistureConservation	TCB	Ha	0.05741	1.840	14.573	75.564	0.10563

							WasteWair	No	0.050	1			0.05000	
							LRRS	No	2.500	1			2.50000	
							Forestry	Ha	0.1525	1.0000			0.15250	
							Horticulture	Ha	0.22634	0.500			0.11317	
	4610	GangappaHanumappaKaganala		60	6	Machinery	SoilMoistureConservation	TCB	Ha	0.05741	0.150	14.573	75.564	0.00861
							WasteWair	No	0.050	0			0.00000	

VillageName	Farmer Code	FarmerName	Aadhar Card No	Survey Number	RateType(Manualy/Machinery)	ActivityType(SoilMoistureConservationActivity/WaterHarvestingActivity)	ActivityName	Unit	UnitCost(InLakhs.)	Proposed Quantity	Latitude(Deg-Min-Sec)	Longitude(Deg-Min-Sec)	TotalCost(InLacs)	Site Photo
		PatilUmeshagouda					Forestry	Ha	0.1525	0.0000			0.00000	
							Horticulture	Ha	0.22634	0.000			0.00000	
	4611	SidiganalaSubhashreddi		60	7	Machinery	SoilMoistureConservation	TCB	Ha	0.05741	0.560	14.573	75.564	0.03215
							WasteWair	No	0.050	2			0.10000	
							Forestry	Ha	0.1525	0.4000			0.06100	
							Horticulture	Ha	0.22634	0.300			0.06790	
	4612	GangappaHanumappaKaganala		60	8	Machinery	SoilMoistureConservation	TCB	Ha	0.05741	0.400	14.573	75.564	0.02296
							WasteWair	No	0.050	2			0.10000	
							Forestry	Ha	0.1525	0.3000			0.04575	
							Horticulture	Ha	0.22634	0.200			0.04527	
	4613	UmeshagoudaPatil		60	9	Machinery	SoilMoistureConservation	TCB	Ha	0.05741	0.380	14.573	75.564	0.02182
							WasteWair	No	0.050	0			0.00000	
							Forestry	Ha	0.1525	0.3000			0.04575	
							Horticulture	Ha	0.22634	0.100			0.02263	
	4614	PatilSaradaKomYallanagouda		61	1	Machinery	SoilMoistureConservation	TCB	Ha	0.05741	2.860	14.573	75.564	0.16419
							WasteWair	No	0.050	1			0.05000	
							LRRS	No	2.500	1			2.50000	
							Forestry	Ha	0.1525	1.0000			0.15250	
							Horticulture	Ha	0.22634	1.000			0.22634	
	4615	PatilRathnavva		61	2e9	Machinery	SoilMoistureConservation	TCB	Ha	0.05741	0.840	14.573	75.564	0.04822
							WasteWair	No	0.050	1			0.05000	
							LRRS	No	2.500	1			2.50000	
							Forestry	Ha	0.1525	0.8000			0.12200	
							Horticulture	Ha	0.22634	0.500			0.11317	
	4616	PatilJagadisha		61	2e3	Machinery	SoilMoistureConservation	TCB	Ha	0.05741	2.450	14.573	75.564	0.14065
							WasteWair	No	0.050	1			0.05000	
							LRRS	No	2.500	1			2.50000	
							Forestry	Ha	0.1525	0.3000			0.04575	
							Horticulture	Ha	0.22634	1.000			0.22634	
	4617		4	61	3	Machinery	SoilMoistureConservation	TCB	Ha	0.05741	1.550	14.573	75.564	0.08899
							WasteWair	No	0.050	2			0.10000	
							Forestry	Ha	0.1525	1.0000			0.15250	
							Horticulture	Ha	0.22634	0.500			0.11317	
	4618			61	4	Machinery	SoilMoistureConservation	TCB	Ha	0.05741	1.560	14.573	75.564	0.08956
							WasteWair	No	0.050	2			0.10000	
							Forestry	Ha	0.1525	1.0000			0.15250	
							Horticulture	Ha	0.22634	1.000			0.22634	
	4619			62	1	Machinery	SoilMoistureConservation	TCB	Ha	0.05741	0.950	14.573	75.564	0.05454
							WasteWair	No	0.050	1			0.05000	
							LRRS	No	2.500	1			2.50000	
							Forestry	Ha	0.1525	1.0000			0.15250	
							Horticulture	Ha	0.22634	0.200			0.04527	
	4620			62	18	Machinery	SoilMoistureConservation	TCB	Ha	0.05741	0.200	14.573	75.564	0.01148
							WasteWair	No	0.050	0			0.00000	
							Forestry	Ha	0.1525	0.0000			0.00000	
							Horticulture	Ha	0.22634	0.000			0.00000	
	4621			62	2	Machinery	SoilMoistureConservation	TCB	Ha	0.05741	1.420	14.573	75.564	0.08152
							WasteWair	No	0.050	1			0.05000	
							Forestry	Ha	0.1525	0.8000			0.12200	
							Horticulture	Ha	0.22634	0.500			0.11317	
	4622			62	3	Machinery	SoilMoistureConservation	TCB	Ha	0.05741	0.600	14.573	75.564	0.03445
							WasteWair	No	0.050	1			0.05000	
							Forestry	Ha	0.1525	0.4000			0.06100	
							Horticulture	Ha	0.22634	0.200			0.04527	
	4623			62	4	Machinery	SoilMoistureConservation	TCB	Ha	0.05741	0.950	14.573	75.564	0.05454
							WasteWair	No	0.050	2			0.10000	
							Forestry	Ha	0.1525	0.8000			0.12200	
							Horticulture	Ha	0.22634	0.500			0.11317	

	4624		62	5	Machinery	SoilMoistureConservation	TCB	Ha	0.05741	0.180	14.573	75.564	0.01033
							WasteWair	No	0.050	0			0.00000
							Forestry	Ha	0.1525	0.0000			0.00000
							Horticulture	Ha	0.22634	0.000			0.00000
	4625		62	6	Machinery	SoilMoistureConservation	TCB	Ha	0.05741	0.200	14.573	75.564	0.01148
							WasteWair	No	0.050	0			0.00000

VillageName	Farmer Code	FarmerName	Aadhar Card No	Survey Number	RateType(Manualy/Machinery)	ActivityType(SoilMoistureConservationActivity/WaterHarvestingActivity)	ActivityName	Unit	UnitCost(InLakhs.)	Proposed Quantity	Latitude(Deg-Min-Sec)	Longitude(Deg-Min-Sec)	TotalCost(InLacs)	Site Photo
							Forestry	Ha	0.1525	0.0000			0.00000	
							Horticulture	Ha	0.22634	0.000			0.00000	
	4626			62	9	Machinery	SoilMoistureConservation	TCB	Ha	0.05741	0.200	14.573	75.564	0.01148
							WasteWair	No	0.050	0			0.00000	
							Forestry	Ha	0.1525	0.2000			0.03050	
							Horticulture	Ha	0.22634	0.100			0.02263	
Benkankonda	4627	VeeranagoudaRudragoudaPolisagouda		17	3	Machinery	SoilMoistureConservation	TCB	Ha	0.05741	0.086	14.57	75.592	0.00496
							WasteWair	No	0.050	1			0.05000	
							Forestry	Ha	0.1525	0.1500			0.02288	
							Horticulture	Ha	0.22634	0.200			0.04527	
4D4C5T1c	4628	PeterUjjappa		17	5	Machinery	SoilMoistureConservation	TCB	Ha	0.05741	0.086	14.57	75.592	0.00496
							WasteWair	No	0.050	1			0.05000	
							Forestry	Ha	0.1525	0.1500			0.02288	
							Horticulture	Ha	0.22634	0.200			0.04527	
	4629	PeterSiddappa		17	6	Machinery	SoilMoistureConservation	TCB	Ha	0.05741	0.086	14.57	75.592	0.00496
							WasteWair	No	0.050	1			0.05000	
							Forestry	Ha	0.1525	0.1500			0.02288	
							Horticulture	Ha	0.22634	0.200			0.04527	
	4630	PeterShivappa		17	7	Machinery	SoilMoistureConservation	TCB	Ha	0.05741	0.086	14.57	75.592	0.00496
							WasteWair	No	0.050	1			0.05000	
							Forestry	Ha	0.1525	0.1500			0.02288	
							Horticulture	Ha	0.22634	0.200			0.04527	
	4631	PeterShivappa		17	7	Machinery	SoilMoistureConservation	TCB	Ha	0.05741	0.086	14.57	75.592	0.00496
							WasteWair	No	0.050	1			0.05000	
							Forestry	Ha	0.1525	0.1500			0.02288	
							Horticulture	Ha	0.22634	0.200			0.04527	
	4632	ParvathavvaDevasura		17	8	Machinery	SoilMoistureConservation	TCB	Ha	0.05741	0.086	14.57	75.592	0.00496
							WasteWair	No	0.050	1			0.05000	
							Forestry	Ha	0.1525	0.1500			0.02288	
							Horticulture	Ha	0.22634	0.200			0.04527	
	4633	LakshmanaTandeSahadevappaShidlanna		18	1	Machinery	SoilMoistureConservation	TCB	Ha	0.05741	0.086	14.57	75.592	0.00496
							WasteWair	No	0.050	1			0.05000	
							Forestry	Ha	0.1525	0.1500			0.02288	
							Horticulture	Ha	0.22634	0.200			0.04527	
	4634	MadaraBaramappa		18	10	Machinery	SoilMoistureConservation	TCB	Ha	0.05741	0.086	14.57	75.592	0.00496
							WasteWair	No	0.050	1			0.05000	
							Forestry	Ha	0.1525	0.1500			0.02288	
							Horticulture	Ha	0.22634	0.200			0.04527	
	4635	MadaraKariyappa		18	12	Machinery	SoilMoistureConservation	TCB	Ha	0.05741	0.086	14.57	75.592	0.00496
							WasteWair	No	0.050	1			0.05000	
							Forestry	Ha	0.1525	0.1500			0.02288	
							Horticulture	Ha	0.22634	0.200			0.04527	
	4636	MotherisGreat		18	13	Machinery	SoilMoistureConservation	TCB	Ha	0.05741	0.086	14.57	75.592	0.00496
							WasteWair	No	0.050	1			0.05000	
							Forestry	Ha	0.1525	0.1500			0.02288	
							Horticulture	Ha	0.22634	0.200			0.04527	
	4637	MadaraMallappa		18	13	Machinery	SoilMoistureConservation	TCB	Ha	0.05741	0.086	14.57	75.592	0.00496
							WasteWair	No	0.050	1			0.05000	
							Forestry	Ha	0.1525	0.1500			0.02288	
							Horticulture	Ha	0.22634	0.200			0.04527	
	4638	MadaraKariyappa		18	16	Machinery	SoilMoistureConservation	TCB	Ha	0.05741	0.086	14.57	75.592	0.00496
							WasteWair	No	0.050	1			0.05000	
							Forestry	Ha	0.1525	0.1500			0.02288	
							Horticulture	Ha	0.22634	0.200			0.04527	
	4639	ShidlannaSahadevappa		18	17	Machinery	SoilMoistureConservation	TCB	Ha	0.05741	0.086	14.57	75.592	0.00496
							WasteWair	No	0.050	1			0.05000	
							Forestry	Ha	0.1525	0.1500			0.02288	
							Horticulture	Ha	0.22634	0.200			0.04527	

	4640			18	18	Machinery	SoilMoistureConservation	TCB	Ha	0.05741	0.086	14.57	75.592	0.00496
								WasteWair	No	0.050	1			0.05000
								Forestry	Ha	0.1525	0.1500			0.02288
								Horticulture	Ha	0.22634	0.200			0.04527
	4641	SubhashchandraThalavaduUrphOlekara		18	19	Machinery	SoilMoistureConservation	TCB	Ha	0.05741	0.086	14.57	75.592	0.00496
								WasteWair	No	0.050	1			0.05000

VillageName	Farmer Code	FarmerName	Aadhar Card No	Survey Number	RateType(Manualy/Machinery)	ActivityType(SoilMoistureConservationActivity/WaterHarvestingActivity)	ActivityName	Unit	UnitCost(InLakhs.)	Proposed Quantity	Latitude(Deg-Min-Sec)	Longitude(Deg-Min-Sec)	TotalCost(InLacs)	Site Photo
							Forestry	Ha	0.1525	0.1500			0.02288	
							Horticulture	Ha	0.22634	0.200			0.04527	
	4642	MadaraKarabasappa		18	2	Machinery	SoilMoistureConservation	TCB	Ha	0.05741	0.086	14.57	75.592	0.00496
							WasteWair	No	0.050	1			0.05000	
							Forestry	Ha	0.1525	0.1500			0.02288	
							Horticulture	Ha	0.22634	0.200			0.04527	
	4643	MadaraSannamathangeppa		18	20	Machinery	SoilMoistureConservation	TCB	Ha	0.05741	0.086	14.57	75.592	0.00496
							WasteWair	No	0.050	1			0.05000	
							Forestry	Ha	0.1525	0.1500			0.02288	
							Horticulture	Ha	0.22634	0.200			0.04527	
	4644	MadaraNeelappa		18	3	Machinery	SoilMoistureConservation	TCB	Ha	0.05741	0.086	14.57	75.592	0.00496
							WasteWair	No	0.050	1			0.05000	
							Forestry	Ha	0.1525	0.1500			0.02288	
							Horticulture	Ha	0.22634	0.200			0.04527	
	4645	MadaraKariyappa		18	4	Machinery	SoilMoistureConservation	TCB	Ha	0.05741	0.086	14.57	75.592	0.00496
							WasteWair	No	0.050	1			0.05000	
							Forestry	Ha	0.1525	0.1500			0.02288	
							Horticulture	Ha	0.22634	0.200			0.04527	
	4646	ShidlannavarGauravva		18	6	Machinery	SoilMoistureConservation	TCB	Ha	0.05741	0.086	14.57	75.592	0.00496
							WasteWair	No	0.050	1			0.05000	
							Forestry	Ha	0.1525	0.1500			0.02288	
							Horticulture	Ha	0.22634	0.200			0.04527	
	4647	HollybasannaCalm		18	8	Machinery	SoilMoistureConservation	TCB	Ha	0.05741	0.086	14.57	75.592	0.00496
							WasteWair	No	0.050	1			0.05000	
							Forestry	Ha	0.1525	0.1500			0.02288	
							Horticulture	Ha	0.22634	0.200			0.04527	
	4648	MukkannavaraBasappa		18	9	Machinery	SoilMoistureConservation	TCB	Ha	0.05741	0.086	14.57	75.592	0.00496
							WasteWair	No	0.050	1			0.05000	
							Forestry	Ha	0.1525	0.1500			0.02288	
							Horticulture	Ha	0.22634	0.200			0.04527	
	4649	MaygalamaniRevanappa		19	*	Machinery	SoilMoistureConservation	TCB	Ha	0.05741	0.086	14.57	75.592	0.00496
							WasteWair	No	0.050	1			0.05000	
							RC	No	0.750	1			0.75000	
							FarmPond	No	1.040	1			1.04000	
							Forestry	Ha	0.1525	0.1500			0.02288	
							Horticulture	Ha	0.22634	0.200			0.04527	
	4650	MaygalamaniMallappa		20	1.23.	Machinery	SoilMoistureConservation	TCB	Ha	0.05741	0.086	14.57	75.592	0.00496
							WasteWair	No	0.050	1			0.05000	
							Forestry	Ha	0.1525	0.1500			0.02288	
							Horticulture	Ha	0.22634	0.200			0.04527	
	4651	MaygalamaniChanbasappa		20	10	Machinery	SoilMoistureConservation	TCB	Ha	0.05741	0.086	14.57	75.592	0.00496
							WasteWair	No	0.050	1			0.05000	
							Forestry	Ha	0.1525	0.1500			0.02288	
							Horticulture	Ha	0.22634	0.200			0.04527	
	4652	MygalamaniRevannappaBinKarbasappa		20	11	Machinery	SoilMoistureConservation	TCB	Ha	0.05741	0.086	14.57	75.592	0.00496
							WasteWair	No	0.050	1			0.05000	
							Forestry	Ha	0.1525	0.1500			0.02288	
							Horticulture	Ha	0.22634	0.200			0.04527	
	4653	GurulingappagoudaMaheshappa		20	12	Machinery	SoilMoistureConservation	TCB	Ha	0.05741	0.086	14.57	75.592	0.00496
							WasteWair	No	0.050	1			0.05000	
							Forestry	Ha	0.1525	0.1500			0.02288	
							Horticulture	Ha	0.22634	0.200			0.04527	
	4654	MaygalamaniUjjappa		20	13	Machinery	SoilMoistureConservation	TCB	Ha	0.05741	0.086	14.57	75.592	0.00496
							WasteWair	No	0.050	1			0.05000	
							Forestry	Ha	0.1525	0.1500			0.02288	
							Horticulture	Ha	0.22634	0.200			0.04527	
	4655	NingappaBasappaGundappaUrph		20	14	Machinery	SoilMoistureConservation	TCB	Ha	0.05741	0.086	14.57	75.592	0.00496
							WasteWair	No	0.050	1			0.05000	

							Forestry	Ha	0.1525	0.1500			0.02288
							Horticulture	Ha	0.22634	0.200			0.04527
4656	GundappaHanumanthappa		20	14e9	Machinery	SoilMoistureConservation	TCB	Ha	0.05741	0.086	14.57	75.592	0.00496
							WasteWair	No	0.050	1			0.05000
							Forestry	Ha	0.1525	0.1500			0.02288
							Horticulture	Ha	0.22634	0.200			0.04527



VillageName	Farmer Code	FarmerName	Aadhar Card No	Survey Number	RateType(Manualy/Machinery)	ActivityType(SoilMoistureConservationActivity/WaterHarvestingActivity)	ActivityName	Unit	UnitCost(InLakhs.)	Proposed Quantity	Latitude(Deg-Min-Sec)	Longitude(Deg-Min-Sec)	TotalCost(InLacs)	Site Photo
	4657	ManjulaUrphLakshmiCoVasantharaKallappagoudaManjulaTan		20	14#	Machinery	SoilMoistureConservation	TCB	Ha	0.05741	0.086	14.57	75.592	0.00496
							WasteWair	No	0.050	1			0.05000	
							Forestry	Ha	0.1525	0.1500			0.02288	
							Horticulture	Ha	0.22634	0.200			0.04527	
	4658	MagalamaniBsappa		20	14a	Machinery	SoilMoistureConservation	TCB	Ha	0.05741	0.086	14.57	75.592	0.00496
							WasteWair	No	0.050	1			0.05000	
							Forestry	Ha	0.1525	0.1500			0.02288	
							Horticulture	Ha	0.22634	0.200			0.04527	
	4659	MaygalamaniMallappa		20	14a	Machinery	SoilMoistureConservation	TCB	Ha	0.05741	0.086	14.57	75.592	0.00496
							WasteWair	No	0.050	1			0.05000	
							Forestry	Ha	0.1525	0.1500			0.02288	
							Horticulture	Ha	0.22634	0.200			0.04527	
	4660	ManjulaTnadenagappaMunjulaUrphLakshmiMudhilaLagnaKo		20	15	Machinery	SoilMoistureConservation	TCB	Ha	0.05741	0.086	14.57	75.592	0.00496
							WasteWair	No	0.050	1			0.05000	
							Forestry	Ha	0.1525	0.1500			0.02288	
							Horticulture	Ha	0.22634	0.200			0.04527	
	4661	MaygalamaniNagappa		20	1e9	Machinery	SoilMoistureConservation	TCB	Ha	0.05741	0.086	14.57	75.592	0.00496
							WasteWair	No	0.050	1			0.05000	
							Forestry	Ha	0.1525	0.1500			0.02288	
							Horticulture	Ha	0.22634	0.200			0.04527	
	4662	MaygalamaniRevanappaBinKarbasappa		20	2.e9	Machinery	SoilMoistureConservation	TCB	Ha	0.05741	0.086	14.57	75.592	0.00496
							WasteWair	No	0.050	1			0.05000	
							Forestry	Ha	0.1525	0.1500			0.02288	
							Horticulture	Ha	0.22634	0.200			0.04527	
	4663	SusheelabaiMudenuraUrphBeeraj		20	2.#.	Machinery	SoilMoistureConservation	TCB	Ha	0.05741	0.086	14.57	75.592	0.00496
							WasteWair	No	0.050	1			0.05000	
							Forestry	Ha	0.1525	0.1500			0.02288	
							Horticulture	Ha	0.22634	0.200			0.04527	
	4664	NingappaGundappaUrph		20	2B	Machinery	SoilMoistureConservation	TCB	Ha	0.05741	0.086	14.57	75.592	0.00496
							WasteWair	No	0.050	1			0.05000	
							Forestry	Ha	0.1525	0.1500			0.02288	
							Horticulture	Ha	0.22634	0.200			0.04527	
	4665	GurulingappaMaheshappa		20	3e9	Machinery	SoilMoistureConservation	TCB	Ha	0.05741	0.086	14.57	75.592	0.00496
							WasteWair	No	0.050	1			0.05000	
							Forestry	Ha	0.1525	0.1500			0.02288	
							Horticulture	Ha	0.22634	0.200			0.04527	
	4666	GurulingappaMaheshappa		20	3a	Machinery	SoilMoistureConservation	TCB	Ha	0.05741	0.086	14.57	75.592	0.00496
							WasteWair	No	0.050	1			0.05000	
							Forestry	Ha	0.1525	0.1500			0.02288	
							Horticulture	Ha	0.22634	0.200			0.04527	
	4667	MaygalamaniChanbasappa		20	4	Machinery	SoilMoistureConservation	TCB	Ha	0.05741	0.086	14.57	75.592	0.00496
							WasteWair	No	0.050	1			0.05000	
							Forestry	Ha	0.1525	0.1500			0.02288	
							Horticulture	Ha	0.22634	0.200			0.04527	
	4668	MaygalamaniBasappa		20	5	Machinery	SoilMoistureConservation	TCB	Ha	0.05741	0.086	14.57	75.592	0.00496
							WasteWair	No	0.050	1			0.05000	
							Forestry	Ha	0.1525	0.1500			0.02288	
							Horticulture	Ha	0.22634	0.200			0.04527	
	4669	MaygalamaniJettappa		20	6+7+8	Machinery	SoilMoistureConservation	TCB	Ha	0.05741	0.086	14.57	75.592	0.00496
							WasteWair	No	0.050	1			0.05000	
							Forestry	Ha	0.1525	0.1500			0.02288	
							Horticulture	Ha	0.22634	0.200			0.04527	
	4670	MagalamaniBasappa		20	6+7+8	Machinery	SoilMoistureConservation	TCB	Ha	0.05741	0.086	14.57	75.592	0.00496
							WasteWair	No	0.050	1			0.05000	
							Forestry	Ha	0.1525	0.1500			0.02288	
							Horticulture	Ha	0.22634	0.200			0.04527	
	4671	MaygalamaniRevanappaBinKarbasappa		20	9	Machinery	SoilMoistureConservation	TCB	Ha	0.05741	0.086	14.57	75.592	0.00496
							WasteWair	No	0.050	1			0.05000	

							Forestry	Ha	0.1525	0.1500			0.02288
							Horticulture	Ha	0.22634	0.200			0.04527
4672	GurulingappadaMaheshappa		21	1	Machinery	SoilMoistureConservation	TCB	Ha	0.05741	0.086	14.57	75.592	0.00496
							WasteWair	No	0.050		1		0.05000
							Forestry	Ha	0.1525	0.1500			0.02288
							Horticulture	Ha	0.22634	0.200			0.04527

VillageName	Farmer Code	FarmerName	Aadhar CardNo	Survey Number	RateType(Manualy/Machinery)	ActivityType(SoilMoistureC onservati onActivity/WaterH arvestingActivity)	ActivityName	Unit	UnitCost(InLakhs.)	Proposed Quantity	Latitude(Deg-Min-Sec)	Longitude (Deg-Min-Sec)	TotalCost(InLacs)	Site Photo
	4673	GurulingappadaLinganagouda		21	10	Machinery	SoilMoistureConservation	TCB	Ha	0.05741	0.086	14.57	75.592	0.00496
							WasteWair	No	0.050	1				0.05000
							Forestry	Ha	0.1525	0.1500				0.02288
							Horticulture	Ha	0.22634	0.200				0.04527
	4674	GurulingappadaLinganagouda		21	2	Machinery	SoilMoistureConservation	TCB	Ha	0.05741	0.086	14.57	75.592	0.00496
							WasteWair	No	0.050	1				0.05000
							Forestry	Ha	0.1525	0.1500				0.02288
							Horticulture	Ha	0.22634	0.200				0.04527
	4675	GurulingappadaShivanadappaGouda		21	3	Machinery	SoilMoistureConservation	TCB	Ha	0.05741	0.086	14.57	75.592	0.00496
							WasteWair	No	0.050	1				0.05000
							Forestry	Ha	0.1525	0.1500				0.02288
							Horticulture	Ha	0.22634	0.200				0.04527
	4676	GurulingappadaLinganagouda		21	4	Machinery	SoilMoistureConservation	TCB	Ha	0.05741	0.086	14.57	75.592	0.00496
							WasteWair	No	0.050	1				0.05000
							Forestry	Ha	0.1525	0.1500				0.02288
							Horticulture	Ha	0.22634	0.200				0.04527
	4677	PradeepaGurulingappagouda		21	5	Machinery	SoilMoistureConservation	TCB	Ha	0.05741	0.086	14.57	75.592	0.00496
							WasteWair	No	0.050	1				0.05000
							Forestry	Ha	0.1525	0.1500				0.02288
							Horticulture	Ha	0.22634	0.200				0.04527
	4678	GurulingappadaLinganagouda		21	6	Machinery	SoilMoistureConservation	TCB	Ha	0.05741	0.086	14.57	75.592	0.00496
							WasteWair	No	0.050	1				0.05000
							Forestry	Ha	0.1525	0.1500				0.02288

VillageName	Farmer Code	FarmerName	Aadhar CardNo	Survey Number	RateType(Manualy/Machinery)	ActivityType(SoilMoistureC onservaionActivity/WaterH arvestingActivity)	ActivityName	Unit	UnitCost( l nLakhs.)	Proposed Quantity	Latitude( Deg-Min- Sec)	Longitude (Deg-Min- Sec)	TotalCost( InLacs)	Site Photo
	4679	ShivanadappagoudaGurulingappagouda		21	7	Machinery	SoilMoistureConservation	Horticulture	Ha	0.22634	0.200			0.04527
							TCB	Ha	0.05741	0.086	14.57	75.592	0.00496	
							WasteWair	No	0.050	1			0.05000	
							Forestry	Ha	0.1525	0.1500			0.02288	
							Horticulture	Ha	0.22634	0.200			0.04527	
	4680	ShivanadappagoudaGurulingappagouda		21	8	Machinery	SoilMoistureConservation	TCB	Ha	0.05741	0.086	14.57	75.592	0.00496
							WasteWair	No	0.050	1			0.05000	
							Forestry	Ha	0.1525	0.1500			0.02288	
							Horticulture	Ha	0.22634	0.200			0.04527	
	4681	ShivanadappagoudaGurulingappagouda		21	9	Machinery	SoilMoistureConservation	TCB	Ha	0.05741	0.086	14.57	75.592	0.00496
							WasteWair	No	0.050	1			0.05000	
							Forestry	Ha	0.1525	0.1500			0.02288	
							Horticulture	Ha	0.22634	0.200			0.04527	
	4682	Virupakshappa		22	1	Machinery	SoilMoistureConservation	TCB	Ha	0.05741	0.086	14.57	75.592	0.00496
							WasteWair	No	0.050	1			0.05000	
							Forestry	Ha	0.1525	0.1500			0.02288	
							Horticulture	Ha	0.22634	0.200			0.04527	
	4683	Sureshappa		22	2	Machinery	SoilMoistureConservation	TCB	Ha	0.05741	0.086	14.57	75.592	0.00496
							WasteWair	No	0.050	1			0.05000	
							Forestry	Ha	0.1525	0.1500			0.02288	
							Horticulture	Ha	0.22634	0.200			0.04527	
	4684	Nagaraja		22	3	Machinery	SoilMoistureConservation	TCB	Ha	0.05741	0.086	14.57	75.592	0.00496
							WasteWair	No	0.050	1			0.05000	
							RC	No	0.750	1			0.75000	
							Forestry	Ha	0.1525	0.1500			0.02288	
							Horticulture	Ha	0.22634	0.200			0.04527	
	4685	Manjappa		22	4	Machinery	SoilMoistureConservation	TCB	Ha	0.05741	0.086	14.57	75.592	0.00496
							WasteWair	No	0.050	1			0.05000	
							RC	No	0.750	1			0.75000	
							Forestry	Ha	0.1525	0.1500			0.02288	
							Horticulture	Ha	0.22634	0.200			0.04527	
	4686	Shivamurtheppa		22	5	Machinery	SoilMoistureConservation	TCB	Ha	0.05741	0.086	14.57	75.592	0.00496
							WasteWair	No	0.050	1			0.05000	
							RC	No	0.750	1			0.75000	
							Forestry	Ha	0.1525	0.1500			0.02288	
							Horticulture	Ha	0.22634	0.200			0.04527	
	4687	Manjappa		22	6	Machinery	SoilMoistureConservation	TCB	Ha	0.05741	0.086	14.57	75.592	0.00496
							WasteWair	No	0.050	1			0.05000	
							RC	No	0.750	1			0.75000	
							Forestry	Ha	0.1525	0.1500			0.02288	
							Horticulture	Ha	0.22634	0.200			0.04527	
Yerekuppi	4688	GoudraKrishangouda		58	1	Machinery	SoilMoistureConservation	TCB	Ha	0.05741	0.720	14.597	75.582	0.04134
							WasteWair	No	0.050	1			0.05000	
							Forestry	Ha	0.1525	0.0000			0.00000	
							Horticulture	Ha	0.22634	0.000			0.00000	
4D4C5T1c	4689	GoudraSanthosagouda		58	2	Machinery	SoilMoistureConservation	TCB	Ha	0.05741	0.880	14.597	75.582	0.05052
							WasteWair	No	0.050	1			0.05000	
							Forestry	Ha	0.1525	0.4000			0.06100	
							Horticulture	Ha	0.22634	0.000			0.00000	
	4690	GoudraVasanthagouda		58	3	Machinery	SoilMoistureConservation	TCB	Ha	0.05741	1.640	14.597	75.582	0.09415
							WasteWair	No	0.050	0			0.00000	
							Forestry	Ha	0.1525	0.0000			0.00000	
							Horticulture	Ha	0.22634	0.000			0.00000	
	4691	HarishaUkkaundappaMasangi		58	4	Machinery	SoilMoistureConservation	TCB	Ha	0.05741	1.200	14.597	75.582	0.06889
							WasteWair	No	0.050	1			0.05000	
							Forestry	Ha	0.1525	0.2000			0.03050	
							Horticulture	Ha	0.22634	0.000			0.00000	
	4692	MasanagiNilavaKomMaliyappa		58	5	Machinery	SoilMoistureConservation	TCB	Ha	0.05741	0.450	14.597	75.582	0.02583

							WasteWair	No	0.050	0		0.00000
							Forestry	Ha	0.1525	0.3000		0.04575
							Horticulture	Ha	0.22634	0.000		0.00000

[Chapter-IV]4.5DetailsofVegetativeCoverActivitiesPlantationType:HorticulturteActivities

VillageName	FarmerName:	FarmerCode	AadharCardNo.	RateType(Manually/Machinery)	SurveyNo:	Total Area (Ha.)	Proposed Area(Ha.)	Activity/Model /Plant/CropName:	Numberof PlantsPer Ha	No.of plants	Methodofirrigation(Drip/Ring/Surface)	Sourceofirrigation(Canal/Rainfed/Well)	AreaasperTypeOfLand(Ha.)		OwnershipofLand(CommunityLand/PrivateLand/Other)	Latitude(Deg-Min-Sec)	Longitude (Deg-Min-Sec)
													WasteLand	Cultivable			
Joisarahalli,Laxmapura,TDKoppa,Benakankonda,Yerekuppi4D4C5T1c	CHAPTER4.4ALLFARMERS			Manually		48.00	48.00	COCONUT, SAPOTA,CURRYLEAF,GUAVA,MANGO,LEMON	100	4800	DRIP Irrigation	BOREWELL	0	48.00	PrivateLand		

[Chapter-IV]4.5ADetailsofVegetativeCoverActivities

PlantationType:AfforestationActivities

VillageName	FarmerName:	Farmer Code	Aadhar CardNo.	RateType(Manually/Machinery)	SurveyNo:	TotalArea (Ha.)	Proposed Area(Ha.)	Activity/Model/Plant/CropName:	Numberof PlantsPerHa	No.ofplants	Methodofirrigation(Drip/Ring/Surface)	Sourceofirrigation (Canal/Rainfed/Well)	AreaasperTypeOfLand(Ha.)		Ownershipof Land(CommunityLand/PrivateLand/OtherLand)
													WasteLand	Cultivable	
Joisarahalli,Laxmapura,TDKoppa,Benakankonda,Yerekuppi4D4C5T1c	CHAPTER4.4 ALLFARMERS			Manually		58.00	58.00	TEAK,SILVER OAK,MAHAGONI,BAMBOO	100	5800	DRIP Irrigation	BOREWELL	0	58.00	PrivateLand

[Chapter-IV]4.5B.DetailsofVegetativeCoverActivitiesPlantationType:Fodderdevelopment

VillageName	FarmerName:	Farmer Code	Aadhar CardNo.	RateType(Manually/Machinery)	SurveyNo:	TotalArea (Ha.)	Proposed Area(Ha.)	Activity/Model/Plant/CropName:	Numberof PlantsPerHa	No.ofplants	Methodofirrigation(Drip/Ring/Surface)	Sourceofirrigation (Canal/Rainfed/Well)	AreaasperTypeOfLand(Ha.)		Ownershipof Land(CommunityLand/PrivateLand/OtherLand)
													WasteLand	Cultivable	
Joisarahalli,Laxmapura,TDKoppa,Benakankonda,Yerekuppi4D4C5T1c	CHAPTER4.4 ALLFARMERS			Manually		2.00	2.00	PLANTINGOFFODDERCROPVIZNAPIERGRASS&LUCERN	10000	20000	DRIP Irrigation	BOREWELL	0	2.00	PrivateLand

[Chapter-IV]4.5CDetailsofVegetativeCoverActivitiesPlantationType:NurseryActivities

VillageName	FarmerName:	Farmer Code	Aadhar CardNo.	RateType(Manually/Machinery)	SurveyNo:	TotalArea (Ha.)	Proposed Area(Ha.)	Activity/Model/Plant/CropName:	Numberof PlantsPerHa	No.ofplants	Methodofirrigation(Drip/Ring/Surface)	Sourceofirrigation (Canal/Rainfed/Well)	AreaasperTypeOfLand(Ha.)		Ownershipof Land(CommunityLand/PrivateLand/OtherLand)
													WasteLand	Cultivable	
Joisarahalli,Laxmapura,TDKoppa,Benakankonda,Yerekuppi4D4C5T1c	CHAPTER4.4 ALLFARMERS														





4. Net Planning and Project activities

Rsinlakhs

It is for all reaches (upper, middle and lower) and also for Private, Common and drainage line areas

[Chapter-IV] 4.1, 4.1 A Baseline Data - Village wise Survey Numbers & Farmer wise Survey Numbers

MICROCODE	Name of Farmer	Farmer Code	Survey No		Area (Ha)
Benakanakonda	Mahadevappa of Kayaka	4693	4	29	0.000
4D4C5T1d	Gurushanthappa. Basanagowda.	4694	4	,	0.000
	Mahadevappa of Parvatavevam Coof Kaya	4695	4	1	2.200
	ShipUrfa Gudgura Kuberappa	4696	4	20	1.600
	ShipUrfa Gurugur Sadasivappa	4697	4	20	1.600
	Gurushantappa Basanagowda	4698	4	*	0.000
	Asundi Jamalasaba	4699	6	19	0.500
	Masanagi Hanamanthappa	4700	6	10	0.500
	Nirmala Urf Manjulawith Inagala	4701	6	2	0.700
	Masonagi Bharamappa	4702	6	3	0.300
	Masonry Kariyappa	4703	6	4	0.300
	Masanagi Ramappa	4704	6	5	0.300
	Mudheela's Shankrappa	4705	7	1	0.300
	Shivappa Mudihal	4706	7	2	0.300
	Magalmani Revavappa	4707	7	3	0.700
	Mudheela Bheemappa	4708	7	4	0.500
	Mudheela's Annapurna	4709	7	5	0.500
	Mudheela's Shankrappa	4710	7	6	0.300
	The shop is a friend	4711	8	1	1.600
	Shop Lakshmappa	4712	8	2	1.600
	Shop Savitriamma Co. Hanumanthappa	4713	8	3	1.600
	Volunteer Mehboobaali	4714	8	3	0.700
	Volunteer Jamaluddina	4715	8	3	0.500
	The Greater Ali	4716	8	3	0.700
	Biggoud's Manjanagowda	4717	9	1	0.700
	Biggoud's happiness	4718	9	2	0.700
	Biggoud's Ujjana Gowda	4719	9	3	0.700

	Kallappagoud'sSonamgowda	4720	10	1	0.700
	Parvatavevakomanjappaapplause.	4721	10	2	0.300
	SappaliParvatavevamManjappa	4722	10	3	0.300

MICROCODE	NameofFarmer	Farmer Code	SurveyNo		Area (Ha)
	Parvatavevakomanjappaapplause.	4723	10	5	0.300
	KallappagoudKallanagoudra	4724	10	6	0.000
	Shidenura.Basavaraja.Hanamanthappa,.	4725	11	2e	1.600
	Shivappamudihal	4726	11	1	1.600
	Linganagoudasomnagowdabinbasanagouda	4727	11	1	1.600
	Kallappagoud'sKarabasanagouda	4728	11	2	0.700
	Ninganagoud'sHalanagowda	4729	12	1e	1.600
	Ninganagoud'sHalanagowda	4730	12	2e	1.600
	SadasivanagoudaofLinganagoud	4731	12	1f	2.200
	BelurUrfaltagiThimmappa	4732	12	1w	0.500
	SadasivanagoudaofLinganagoud	4733	12	2f	2.200
	BelurUrfaltagiThimmappa	4734	12	2w	0.500
	NagappaBharamappalnagala.	4735	13	1	1.600
	Basavarajalngalagodi	4736	13	2e	0.700
	hadimanimalavva	4737	13	2e	0.500
	HathimaniShankrappa	4738	13	2e	0.500
	Ivanagundi.Shivananda	4739	13	2f	0.700
	Ivanagundi.Shivananda	4740	13	2w	0.500
	Shankarappa'sfather,Bharamappa,withIngala.	4741	13	3	1.600
	Eshwarappa'sfather,Bharamappa,withIngala.	4742	13	4	1.600
	Karabasappa'sfather,Bharamappa,withIngala.	4743	13	5	1.600
	Doddujappa'sfatherisRayannappa	4744	14	1	3.130
	BasavarajabinSivanandappawithIngalaGodi	4745	14	2e	0.300
	Blacksmithsankrammakomjakanachari	4746	14	2w	0.500
	BlacksmithKarabasappa	4747	14	2w	0.500
	Blacksmith.chandrakantacharya	4748	14	3	1.600
	GingerbreadCo	4749	14	4	0.700
	PETERUJAPPA	4750	15	1	0.500
	Gundappa'sGrapevine	4751	15	2+3X-1	0.500
	YaladahalliHon	4752	15	2+3X-1	0.500
	YaledahalliBasavanthappa	4753	15	2+3X-1	0.000
	YeledahalliSanjeevakumara	4754	15	2+3X-2	1.600
	PatialaUrfaPolisgaud'sNeelawwaCo.	4755	15	4	0.700
	GurlingapappaudaKaregowda	4756	15	5	1.600

	BasappaDesura.	4757	15	6	0.300
--	----------------	------	----	---	-------

MICROCODE	NameofFarmer	Farmer Code	SurveyNo		Area (Ha)
	BasappaDesura.	4758	15	7	1.000
	BharamappaDesura.	4759	15	8	0.300
	BharamappaDesura.	4760	15	9	1.000
	TheblacksmithSomappa	4761	16	1೩	0.500
	TheblacksmithChandrappa	4762	16	1೪	0.500
	Theblacksmithdied	4763	16	1೫	0.500
	Masonry.Shivappa	4764	16	1೬	0.700
	Masanagi.Hanamanthappa.	4765	16	1೭	1.000
	MasanagiRamappa	4766	16	1೮	0.500
	BharamappaDesura.	4767	16	1೯	0.500
	MasonagiBharamappa	4768	16	2೦	0.500
	BlacksmithMartandappabinKariyappa	4769	16	2೧	1.000
	Mukkannanavar'sBasappabinChanabasappa	4770	16	2	1.000
	MasonryKariyappa	4771	16	3	0.500
	MasonagiBharamappa	4772	16	4	0.500
	Mukkannanavar.Chandrappa	4773	16	5	1.000
	HousamaniUrfaMurakamaniBasappaBinNagappa	4774	23	1	5.200
	MurakamaniUrfaHosumaniSanjeevaBinSomappa	4775	23	2	2.200
	MurakamaniUrfaHosumaniManjunadhbinSomappa	4776	23	3	2.200
	Gundappalavara.Ningappa.Rewannappa.Ramappa.	4777	24	1೬	0.300
	ShidenuraPuttappa	4778	24	1	2.200
	Kallappagouda.Linganagouda	4779	24	2	1.000
	.3796.Mudibasappanavar	4780	25	2೪	1.000
	IgnaziowithNagappa	4781	25	1+2	1.000
	Polizagoud'sChannabasavvaCo.UjjanaGowda	4782	25	1+2೬	1.500
	MayagalamaniKariyappa	4783	25	1+2೭	1.500
	Kallappagoud'sLinganagoudabinBasanagouda	4784	25	1+2೮	0.500
	Gundappa'sUmesha	4785	25	1+2೯	1.500
	PatialaUrfaPolisgoud'sNeelawwaCo.	4786	25	3	4.280
	Mayagalamani.Hanamanthappa.	4787	26	14.೪.	0.300
	MurakamaniUrfaHosumaniGowrammaCoJatteppa	4788	26	1	2.200
	BidariNagarajaFakkirappa	4789	26	2	2.200
	ChanabasanagoudaofSanganagoud	4790	27	1+2	1.500
	ParameshwaragowdaofSanganagoud	4791	27	1+2	3.290

	ShivappabinBasappaonWednesday	4792	28	12	0.500
--	-------------------------------	------	----	----	-------

MICROCODE	NameofFarmer	Farmer Code	SurveyNo		Area (Ha)
	Chanakasappa	4793	28	1ω	0.500
	TheblacksmithChidananda	4794	28	1ϑ	1.500
	Chanakasappa	4795	28	1ω	0.500
	BasavaradiMudakappa	4796	28	2ϑ	2.000
	BasavereddyVishalakshiCo.Ramesh	4797	28	2ω	1.500
	Mukkannan'sKarabasappabinChannabasappa	4798	28	3.ω.	1.500
	Umesha'sfatherisBasavannappaMookannanavar.	4799	28	3ϑ	1.500
	Blacksmithmaladesha	4800	28	4	0.700
	KumaraRavensiddheshwarachari	4801	28	5	0.500
	TheblacksmithChandrappa	4802	28	6	0.500
	KumaraMalateshachari	4803	28	7	0.500
	Kallappagouda.Basanagowda.	4804	29	1.ω.	1.500
	YeladahalliSharda	4805	29	2+3+4	2.000
	ElayadhalliUjjappa	4806	29	2+3+4‡	1.500
	Gundappa'sGrapevine	4807	29	2+3+4‡	1.500
	HathimaniShantavvamCoShivaputrappa	4808	29	1	0.500
	YaledahalliBasavarajaMallappaUrfMalleshappa	4809	29	2+3+4	2.000
	Thefootsteps	4810	29	5	0.500
	HathimaniKrishnaradi	4811	29	6	0.500
	HathimaniAnasuyamma	4812	29	7	0.500
	MotherBasantavappa	4813	30	1.ϑ	1.500
	MadaraFakkirappa	4814	30	1.ω.	1.500
	MadaraAzzappaBinBasappa	4815	30	2	3.430
	MaduraduraWasappa	4816	30	3	0.700
	MadurauraVenkappa	4817	30	4	0.500
	MaduraduraKrishnappa	4818	30	5	1.500
	Huntergara.Kariyappa.com	4819	30	6	0.300
	MaduradharaMallareddy	4820	30	6	0.500
	YogiPrabhuraddi	4821	31	1a	1.500
	YogiVenkappaBinHanumappa	4822	31	1b	1.500
	PoojaBasavannappaBinPakkirappa	4823	31	2	0.700
	Channappa.UrfaArcachari..	4824	31	3	1.500
	PoojaFrabhu	4825	31	4	0.000
	PoojaBasappa	4826	31	4	1.500

	PoojaPrabhuBinShankrappa	4827	31	5	0.500
--	--------------------------	------	----	---	-------



MICROCODE	NameofFarmer	Farmer Code	SurveyNo		Area (Ha)
	PoojaKariyammaKomBeerappa	4828	31	6	0.500
	Manohar'sfatherwasRudrachariArkachari.	4829	32	28	0.300
	ChannappaArchachari,thefatherofthefather.	4830	32	1	1.500
	Mayagalamani.Hanamanthappa	4831	32	2	0.300
	BadigeraUrpaArcacharyChannaweerappa	4832	32	29	0.700
	ArchachariSrimathmamma	4833	32	20	0.086
	Shivakumara.TheMaharudrachari.Archaic..	4834	32	3	0.300
	BadigeraUrfaArcacharyRudramma	4835	32	4	1.500
	MadanakumaraArcachari.	4836	32	5	0.300
	UmadevioftheSanganagudas	4837	33	1+2	0.500
	Sanganagoud'sBasanagouda	4838	33	1+2	1.500
	ChanabasanagoudaofSanganagoud	4839	33	1+2	0.300
	Sanganagoudasanganagouda	4840	33	1+2	2.000
	Hendigoud'sUrfaPatilBasanagouda	4841	34	1	2.000
	Newcomer	4842	34	2	1.500
	Newmaniiscalm	4843	34	3	0.500
	ChigareraSuresh	4844	35	1	0.500
	PoojaKarabasappa	4845	35	2	2.000
	PoojaBasappa	4846	35	3	0.700
	PoojaKarabasappa	4847	35	4	1.500
	ChigareraShivanavvaCo.Shivappa	4848	35	5	0.300
	ChigareraSureshappa	4849	35	5	0.300
	PoojaHalappa	4850	35	6	1.500
	PoojaFakkirappa	4851	35	7	0.300
	ChigareraMalikiwwa	4852	35	8	0.500
	ChigareraNeelavamCoFakkirappa	4853	35	8	0.500
	BlacksmithGuddappa	4854	36	1	1.500
	BlacksmithLaxmidevi	4855	36	10	0.700
	RudragaudaGuralingappagouda.	4856	36	11	0.300
	KumaraMaunachari	4857	36	2	0.500
	BlacksmithMaheshappa	4858	36	3	1.500
	BlacksmithJagadish	4859	36	49	1.500
	Blacksmithsumangalakomguddachari	4860	36	40	0.700
	NewmaniParameswarappa	4861	36	5	0.300

	AnnapurnaKomPrevachariKumara	4862	36	6	0.500
--	------------------------------	------	----	---	-------

MICROCODE	NameofFarmer	Farmer Code	SurveyNo		Area (Ha)
	Blacksmithkallamkomparameshappaurfcousin	4863	36	7	0.800
	TheblacksmithChandrappa	4864	36	8	0.300
	Hendigoud'sUrfaPatilBasanagouda	4865	36	9	0.800
	BangeraPremalavvaCoGovindappa	4866	37	2೩	0.500
	PoojaKrishnappa	4867	37	1	0.800
	Mudhila'sRatnamma	4868	37	10	0.800
	BangeraPremalavvaCoGovindappa	4869	37	11	0.500
	ChigareraSureshappaKariyappa	4870	37	12	0.300
	PoojaShivappa	4871	37	2೨	0.500
	PoojaKariyappa	4872	37	2೪	0.500
	PoojaKariyappa	4873	37	2೩	1.500
	Savitra	4874	37	3	0.500
	ChigareraChandrappa	4875	37	4	0.300
	ChigareraShivanavvaCo.Shivappa	4876	37	4	0.500
	PoojaFakkirappa	4877	37	5	0.500
	PoojaDharmappa	4878	37	6	0.500
	Pakikirappa'sfatherisKempannaPujara.	4879	37	7	0.500
	PoojaRamappa	4880	37	8	0.500
	VijayaofParappana	4881	37	9	0.500
	Newmaniiscalm	4882	38	1೨	1.500
	Hendigoud'sUrpaPatilBasanagouda	4883	38	1೩	1.500
	NewcomerParameshappa	4884	38	2	2.000
	Kallappagoud'sJayamma	4885	38	3	1.500
	SivanagoudaofKallappagoud	4886	38	4	2.000
	Kallappagoud'sKaregowda	4887	38	5	1.500
	Sanganagoud'sKaregowda	4888	39	1	1.500
	SanganagoudraNaganagoudra	4889	39	11	0.500
	SanganagoudaBasanagoudabinKaregowda	4890	39	12	0.500
	Sanganagoudasankaragowdabinsivanagouda	4891	39	13	0.500
	TheParameshwaragoudofSanganagoud	4892	39	2	0.800
	Sanganagoud'sKaregowdabinBasanagouda	4893	39	3	1.500
	Sanganagoudabinbasanagouda	4894	39	4+5	0.800
	Sanganagoud'sKaregowda	4895	39	4+5	0.800
	ChanabasanagoudaofSanganagoud	4896	39	6	0.500

	Linganagouda'sfatherisKarengaudaSanganagouda.	4897	39	7+8	0.500
--	---	------	----	-----	-------

MICROCODE	NameofFarmer	Farmer Code	SurveyNo		Area (Ha)
	Sanganagoud'sKaregowdabinBasanagouda	4898	39	9+10	1.500
	MaywoodiGannappa	4899	40	1	1.650
	MayuwundiSanjeevappaBinRamappa	4900	40	1	1.650
	Girardi	4901	40	2	0.800
	MayvundiDevakka	4902	40	2	1.650
	Gundappa'sKarabasappa	4903	41	1	2.000
	ThefatherofBasavaraderaMudakappaisBhimaraddy	4904	41	2	0.800
	Gundappa'sUrfafactionShashi	4905	41	3	0.800
	BharamappaDesura.	4906	41	4	2.400
	GirardiMauneshabinBasavardi	4907	42	1	2.400
	GirardiThevaradi	4908	42	2೉	2.400
	GirardiThirakappa	4909	42	2ೃ	1.650
	GirardiHemaraddybinBasavarady	4910	42	3	1.650
	MoodyUrfaMoodiegoud'sUrfaMooderaBasanagouda	4911	43	*	1.650
	HathimaniRatna	4912	44	1	1.650
	UrfaKaregoudofSmallgudaPuttenagoud.	4913	44	10	0.500
	Malatesha'sfatherisManjappaMadiwala.	4914	44	2	0.300
	MALATESHA.ThefatherisManjappa.ಃ..	4915	44	3	0.300
	ChandragaudaofPuttanagoud	4916	44	4	0.800
	Shivanagowda.FatherVeeranagouda.PutnamGoud..	4917	44	5	0.300
	HathimaniShobha	4918	44	6	0.300
	FunkyNagappa	4918	44	7	0.300
	ManjappaKarabasappafaction.	4920	44	8	0.500
	PutanagoudaBasanagouda	4921	44	9	0.600
	Polisagowd'sUrfaPatilaHollyappaGowda	4922	45	1	1.650
	Shobha.KomRajasekhara.Thefootpath.	4923	45	2	0.600
	Ningappa.Karabasappa.Faction..	4924	45	3	0.600
	BasappaDesura.	4925	46	*	2.400
	LinganagoudaKaregowda	4926	47	*	1.650
	Linganagoudasomnagowdabinbasanagouda	4927	47	*	1.650
	BasimaniBasanagowda	4928	48	1	0.800
	Thepathway	4929	48	2	0.800
	BasimaniBasanagowda	4930	49	1	0.800
	HathimaniDevendrappaUrfaDevendraGowda	4931	49	2	0.600

	HathimaniChanabasanagowda	4932	49	3	0.600
--	---------------------------	------	----	---	-------

MICROCODE	NameofFarmer	Farmer Code	SurveyNo		Area (Ha)
	HanumanthappaShidenura.	4933	49	4	0.600
	PutnamgowdaPathimani.	4934	49	5	0.600
	SmallGoud'sSharavavamCoKaregowda	4935	50	1	0.600
	SmallGouard'sSharavavumCoKaregowda	4936	50	2	0.800
	AnvariBasappa	4937	51	*	0.900
	Kallappagoud'sLinganagoudabinBasanagouda	4938	52	*	0.900
	ManjappaMahadevappaAnvari.	4939	53	1	0.300
	AnvariManjappa	4940	53	2	1.650
	ManjappaMahadevappaAnvari.	4941	54	*	0.600
	Guddappa'sfatherisShivappaHolliyammana's.	4942	55	*	1.650
	SereneAnvari.	4943	56	*	1.650
	HunumavvuKomDiyamappaofDurga	4944	57	*	0.086
	HunumavvuKomDiyamappaofDurga	4945	58	*	1.650
	Sanganagoudabinbasanagouda	4946	59	1	0.900
	Sanganagoudasankaragowda	4947	59	2	0.900
	Sanganagoudasankaragowda	4948	59	3	1.650
	SmallGouard'sSharavavumCoKaregowda	4949	60	*	1.650
	ShantaDeviofSanganagoud	4950	61	1+2	0.900
	Polisagoud'sKaregowda	4951	61	3	0.300
	MudheelaKarabasappa	4952	61	4+5+6A	0.300
	MudiyalaShivappa	4953	61	6+7	0.300
	Polisagoud'sKaregowda	4954	61	8	0.300
	MudiyalaChanabasappa	4955	61	9	0.000
	Basanagoudaofthepolice	4956	62	1	0.600
	Policegoud'sNagammaUrfNagarat'sKamGanganagowda	4957	62	2	0.600
	Sankaragowdaofthepolice	4958	62	3	0.300
	PolicemanGowda	4959	62	4	0.300
	Policegoud'sKaregowda	4960	62	5	0.600
	Malagoud'sRudrappabinThirakappa	4961	63	1	0.600
	Mallagoud'sUrfMalagoud'sRudrappaThirakappa	4962	63	2+3+5+	0.300
	Mallagoud'sUrfMalagoud'sRudrappaThirakappa	4963	63	2+3+5+	0.300
	Malagoud'sRudrappabinThirakappa	4964	63	2+3+5+	0.600
	Malagoud'sRudrappabinThirakappa	4965	63	2+3+5+	0.300
	TheSanganagoudaofMalagoud	4966	63	4	0.300

	TheNagawwaofMalagoud	4967	63	7	0.000
--	----------------------	------	----	---	-------



MICROCODE	NameofFarmer	Farmer Code	SurveyNo		Area (Ha)
	BasimaniBasanagowda	4968	64	*	0.900
	BasimaniBasanagowda.	4969	65	*	0.600
	Moodyuzammakonagappaupanganagouda	4970	69	*	0.600
	Kallappagoud'sSonamgowda	4971	70	1	0.300
	Kallappagoud'sLinganagouda	4972	70	2	0.300
	Sanganagoudabinbasanagouda	4973	71	*	1.650
	ChannagoudaChikola.	4974	72	1	0.300
	NaganagowdabinShidlingappaGurulingappauda.	4975	72	2	0.300
	RudragowdaofGurulingappaGaud	4976	72	3	0.300
	Nagappa.FatherChannabasappa.Malamanamani..	4977	72	4	0.300
	HorakeriParameshappa	4978	73	1	0.600
	Sanganagoud'sKaregowdabinBasanagouda	4979	73	2	0.600
	Sanganagoud'sKaregowdabinBasanagouda	4980	73	3	0.300
	RatimaniHusainasaba	4981	74	1e	1.650
	OdehsuraRajasaba	4982	74	1e	0.300
	RatimaniFakirisaba	4983	74	1e	0.300
	Smallgowder	4984	74	1e	0.300
	Mukkannanavar'sBasappabinChannabasappa	4985	74	1w	1.650
	RakhemaniJamalasaba	4986	74	2	0.600
	SANAGOUDRAEARNAGOUDA	4987	74	3	0.600
	Chandrappa	4988	74	4	1.650
	MudheelaHollibasappa	4989	75	1	2.400
	RamappaistheeldestsonofShidlanna	4990	75	2	1.650
	ChandrappaMukkannanaar	4991	75	3	0.900
	MugguraVijayaCo.Shivaraja	4992	75	4	0.600
	HanumawwaisthemotherofShidlanna'sblackdaughter	4993	75	4	0.600
	MohanBinNagappaofSomakkal	4994	75	4	0.600
	Mādaraurphadoḍmaniurphagoṇepuḷavarahanumantappa	4995	50	1e	1.20
	mādaraurphahireyakkanavarabharamappa	4996	50	1w+2	1.20
Yerekuppi	mādaraurphadoḍmaniurphagoṇepuḷavarahanumantappa	4997	50	1e	1.20
4D4C5T1d	mādaraurphaajjērārāmappa	4998	50	1e	1.20
	mādaramariyavva	4999	50	1e	1.20
	māḷagiśivakka	5000	50	1e	1.20
	mādarabasappa	5001	50	1e	1.20

	mädara hanumappa	5002	50	1e	1.20
--	------------------	------	----	----	------

MICROCODE	NameofFarmer	Farmer Code	SurveyNo		Area (Ha)
	Mādaradoḍḍakoṭṭrappa	5003	50	1 <sup>ᵉ</sup>	1.20
	mādaraphakkīrap	5004	50	1 <sup>ᵉ</sup>	1.20
	rājanahaḷḷibharamappabinnīngappa	5005	50	1 <sup>ᵉ</sup>	1.20
	mādaraurphahiriyakkanavaradharmappa	5006	50	1 <sup>ᵉ</sup>	1.20
	doḍḍamanicannabasam'makoṃkariyappa	5007	50	1 <sup>ᵉ</sup>	1.20
	mādaraurphakaṭṭīmani mailavva	5008	50	1 <sup>ᵉ</sup>	1.20
	mādara śivappa	5009	50	1 <sup>ᵉ</sup>	1.20
	mādara niṅgappa	5010	50	1 <sup>ᵉ</sup>	1.20
	citradurgagaṅgam'makoṃniṅgappa	5011	50	1 <sup>ᵉ</sup> +1	1.20
	Doḍḍamanikannappabinsanṅeppa	5012	50	1 <sup>ᵉ</sup>	1.60
	nāganagaḍḍaniṅganagaḍḍapāṭīla.	5013	51	3 <sup>ᵉ</sup>	0.33
	Eddemuddem'manavaradrākṣāyiniṭṭappa	5014	51	3 <sup>ᵉ</sup>	2.46
	nāganagaḍḍaniṅganagaḍḍapāṭīla.	5015	51	1	0.77
	Bharamagaḍḍaurphakittūrapadmavvakōmṭhakkīragauḍa	5016	51	2	1.28
	eddemuddem'manavaradrākṣāyiniṭṭappa	5017	51	3 <sup>ᵉ</sup>	2.46
	pāṭīlahūvakka	5018	51	4	1.08
	hādīmanimaṅṅunātha	5019	52	1	3.29
	hādīmanim'maraḍḍibinrāmarāḍḍi	5020	52	2 <sup>ᵉ</sup>	1.47
	hādīmani jagadēvaraḍḍi	5021	52	2 <sup>ᵉ</sup>	1.48
	agasaurphakaṅḍamanīhasanasāba	5022	53	2 <sup>ᵉ</sup>	0.48
	agasaurphakaṅḍamanīhasanasāba	5023	53	2 <sup>ᵉ</sup>	1.09
	agasaurphakaṅḍamanīhusēnasāba	5024	53	2 <sup>ᵉ</sup>	0.97
	agasaraṅḍāsāba	5025	53	4 <sup>ᵉ</sup> +4	0.96
	Agasaramālasāba	5026	53	4 <sup>ᵉ</sup> +4	1.02
	doḍḍamanipīrāmbikōmṭrāṅḍāsāba	5027	53	1	0.50
	maḷagiphakkīrasāba	5028	53	3	0.80
	maḷagicamanasāba	5029	53	5	1.34

MICROCODE	NameofFarmer	Farmer Code	SurveyNo		Area (Ha)
	śaśikāntatandeśrīkāntaarkācāriurphabaḍagi.	5030	54	1	1.95
	pāṭīlanīlavva	5031	54	2	2.60
	mūlimanimaṅappa	5032	54	2	2.60
	Mūlimaniyallavva	5033	54	2	2.36
	pāṭīlamāruti	5034	55	1	3.20
	pāṭīlabasanagaḍa		55	2	1.00
	pāṭīlabasanagaḍa	5035	55	3	0.43
	yōgināmarāḍḍi	5036	55	4	0.40
	pāṭīlabhīmanagaḍa		55	5	1.00
	bajaraḍḍidēvēndrappa	5037	55	6	0.80
	taḷavārarāmappa	5038	56	1	1.54
	ōlēkāra mahēśa	5039	56	1	0.50
	ōlēkāra maṅappa	5040	56	1	0.40
	Ōlēkāra duragappa	5041	56	1	0.49
	arkācārivirēśa	5042	56	2	0.84
	pūjārahanamappa	5043	56	2	1.01
	doḍmani rāmappa	5044	56	2	1.11
	mādarajaḍḍi	5045	56	2	0.30
	mādaraurphagōṇepḷavarabharamappa	5046	56	2	0.30
	mādaraurphagōṇepḷavarabharamappa	5047	56	2	0.30
	doḍmani prēmīlavva	5048	56	2	0.30
	mādarajamailappa	5049	56	2	0.68
	keṛcam'manavaraurphamādarānāgavvakōṁdurugappa	5050	56	2	0.65
	arkācārivirēśa	5051	56	2	1.08
	Agasarajamālasāba	5052	56	3	0.26
	agasararājēsāba	5053	56	3	0.34
	pūjārahanamappa	5054	56	2	0.57
	gaḍḍraniṅganagaḍa	5055	57	3	2.00
	arkācārivirēśa	5056	57	1	2.40
	hoṭṭigaḍḍraparamēśvarappa	5057	57	2	1.60
	śakuntalākōṁśrīkāntaarkācāriurphabaḍagi.	5058	57	2A	1.60
	Gaḍḍraniṅganagaḍa		57	3	1.00
	goudrakrushnagouda	5059	57	3	1.25
	goudrusanthosgouda	5060	57	3	1.40

	goudruvasanthgouda		57	32	1.00
--	--------------------	--	----	----	------

[ Chapter - IV ] 4.3 Baseline Data - Details of Existing Soil Moisture Conservation and Water Harvesting Activities

VillageName	Survey No.	ActivityType:	ActivityName:	Unit	PerUnit Runoff Stored (TCM)	Existing No.ofstructures	Latitude (Degree-Min-Sec)	Longitude (Degree-Min-Sec)	IS IN Used9Y es/(No )	ProgramName	Year Of Construction(YYYY-VV)
Benakanakondda	41	WaterHarvesting Activities	Check Dam	1	2.2	1	14.584	75.586	YES	TP	2008-09
	17		Farm Pond	1	0.7	1	14.574	75.576	YES	NREGA	1016-17
	28		Farm Pond	1	0.7	1	14.586	75.578	YES	NREGA	1016-18
	8		OpenWell	1	0.32	1	14.573	75.584	YES	Old	Old
	14		OpenWell	1	0.32	1	14.573	75.581	YES	Old	Old
	84		Farm Pond	1	0.7	1	14.589	75.599	YES	NREGA	2016-17
	35		Farm Pond	1	0.7	1	14.580	75.580	YES	NREGA	2016-17
	106		Farm Pond	1	0.7	1	14.581	75.596	YES	NREGA	2016-18
	117		Farm Pond	1	0.7	1	14.575	75.602	YES	NREGA	2016-18
<b>Total</b>				<b>9</b>	<b>7.04</b>	<b>9</b>					

**[Chapter-IV]4.4DetailsofProposedSoilMoistureConservationandWaterHarvestingActivities** Benakanakondda4D4C5T1d

VillageName	Farmer Code	FarmerName	Aadhar Card No	Survey Number	RateType(Manually /Machine ry)	ActivityType(SoilMoistureCo nservationActivity/Water HarvestingActivity)	ActivityName	Unit	UnitCost( InLakhs.)	Proposed Quantity	Latitude( Deg-Min- Sec)	Longitude (Deg-Min- Sec)	TotalCost (InLacs)	Site Photo
Benakanakondda 4D4C5T1d	4693	MahadevappaofKayaka		4	2೯	Machinery	SoilMoistureConservation	TCB	Ha	0.05741	0.000	14.570	75.592	0.000
								WasteWeir	No	0.050	0			0.000
								Forestry	Ha	0.1525	0.000			0.000
4D4C5T1d	4694	Gurushanthappa.Basanagowda.		4		Machinery	SoilMoistureConservation	TCB	Ha	0.05741	0.000	14.570	75.592	0.000
								WasteWeir	No	0.050	0			0.000
								Forestry	Ha	0.1525	0.000			0.000
								Horticulture	Ha	0.22634	0.000			0.000
								TCB	Ha	0.05741	2.200	14.570	75.592	0.126
								WasteWeir	No	0.050	3			0.150
								Forestry	Ha	0.1525	0.000			0.000
								Horticulture	Ha	0.22634	0.400			0.091
								TCB	Ha	0.05741	1.600	14.570	75.592	0.092
4696	4696	ShipUrfaGudguraKuberappa		4	2೦	Machinery	SoilMoistureConservation	WasteWeir	No	0.050	2			0.100
								Forestry	Ha	0.1525	0.400			0.061
								Horticulture	Ha	0.22634	0.000			0.000
								TCB	Ha	0.05741	1.600	14.570	75.592	0.092
								WasteWeir	No	0.050	2			0.100
								Forestry	Ha	0.1525	0.000			0.000
								Horticulture	Ha	0.22634	0.000			0.000
								TCB	Ha	0.05741	0.000	14.570	75.592	0.000
								WasteWeir	No	0.050	0			0.000
								Forestry	Ha	0.1525	0.000			0.000
								Horticulture	Ha	0.22634	0.000			0.000
								TCB	Ha	0.05741	0.500	14.570	75.592	0.029
4699	4699	AsundiJamalasaba		6	1೯	Machinery	SoilMoistureConservation	WasteWeir	No	0.050	3			0.150
								Forestry	Ha	0.1525	0.000			0.000
								Horticulture	Ha	0.22634	0.000			0.000
								TCB	Ha	0.05741	0.500	14.570	75.592	0.029
								WasteWeir	No	0.050	2			0.100
								Forestry	Ha	0.1525	0.000			0.000
								Horticulture	Ha	0.22634	0.000			0.000
								TCB	Ha	0.05741	0.700	14.570	75.592	0.040
								WasteWeir	No	0.050	3			0.150
4701	4701	NirmalaUrfManjulawithInagala		6	2	Machinery	SoilMoistureConservation	Forestry	Ha	0.1525	0.000			0.000

							Horticulture	Ha	0.22634	0.000			0.000	
--	--	--	--	--	--	--	--------------	----	---------	-------	--	--	-------	--



VillageName	Farmer Code	FarmerName	Aadhar Card No	Survey Number	RateType(Manually /Machinery)	ActivityType(SoilMoistureConservationActivity/Water HarvestingActivity)	ActivityName	Unit	UnitCost(InLakhs.)	Proposed Quantity	Latitude(Deg-Min-Sec)	Longitude (Deg-Min-Sec)	TotalCost (InLacs)	Site Photo
	4702	MasonagiBharamappa		6	3	Machinery	SoilMoistureConservation	TCB	Ha	0.05741	0.300	14.570	75.592	0.017
							WasteWeir	No	0.050	0			0.000	
							Forestry	Ha	0.1525	0.000			0.000	
							Horticulture	Ha	0.22634	0.000			0.000	
	4703	MasonryKariyappa		6	4	Machinery	SoilMoistureConservation	TCB	Ha	0.05741	0.300	14.570	75.592	0.017
							WasteWeir	No	0.050	0			0.000	
							Forestry	Ha	0.1525	0.000			0.000	
							Horticulture	Ha	0.22634	0.000			0.000	
	4704	MasanagiRamappa		6	5	Machinery	SoilMoistureConservation	TCB	Ha	0.05741	0.300	14.570	75.592	0.017
							WasteWeir	No	0.050	0			0.000	
							Forestry	Ha	0.1525	0.300			0.046	
							Horticulture	Ha	0.22634	0.000			0.000	
	4705	Mudheela'sShankrappa		7	1	Machinery	SoilMoistureConservation	TCB	Ha	0.05741	0.300	14.570	75.592	0.017
							WasteWeir	No	0.050	0			0.000	
							Forestry	Ha	0.1525	0.100			0.015	
							Horticulture	Ha	0.22634	0.000			0.000	
	4706	ShivappaMudihal		7	2	Machinery	SoilMoistureConservation	TCB	Ha	0.05741	0.300	14.570	75.592	0.017
							WasteWeir	No	0.050	0			0.000	
							Forestry	Ha	0.1525	0.000			0.000	
							Horticulture	Ha	0.22634	0.000			0.000	
	4707	MagalmaniRevavappa		7	3	Machinery	SoilMoistureConservation	TCB	Ha	0.05741	0.700	14.570	75.592	0.040
							WasteWeir	No	0.050	2			0.100	
							Forestry	Ha	0.1525	0.000			0.000	
							Horticulture	Ha	0.22634	0.300			0.068	
	4708	MudheelaBheemappa		7	4	Machinery	SoilMoistureConservation	TCB	Ha	0.05741	0.500	14.570	75.592	0.029
							WasteWeir	No	0.050	2			0.100	
							Forestry	Ha	0.1525	0.000			0.000	
							Horticulture	Ha	0.22634	0.400			0.091	
	4709	Mudheela'sAnnapurna		7	5	Machinery	SoilMoistureConservation	TCB	Ha	0.05741	0.500	14.570	75.592	0.029
							WasteWeir	No	0.050	2			0.100	
							Forestry	Ha	0.1525	0.000			0.000	
							Horticulture	Ha	0.22634	0.000			0.000	

VillageName	Farmer Code	FarmerName	Aadhar Card No	Survey Number	RateType (Manually/Machinery)	ActivityType(SoilMoisture ConservationActivity/WaterHarvestingActivity)	ActivityName	Unit	UnitCost(InLakhs.)	Proposed Quantity	Latitude (Deg-Min-Sec)	Longitude (Deg-Min-Sec)	TotalCost (InLacs)	Site Photo
	4710	Mudheela'sShankrappa		7	6	Machinery	SoilMoistureConservation	TCB	Ha	0.05741	0.300	14.570	75.592	0.017
							WasteWeir	No	0.050	0				0.000
							Forestry	Ha	0.1525	0.300				0.046
							Horticulture	Ha	0.22634	0.000				0.000
	4711	Theshopisafriend		8	1	Machinery	SoilMoistureConservation	TCB	Ha	0.05741	1.600	14.570	75.592	0.092
							WasteWeir	No	0.050	2				0.100
							Forestry	Ha	0.1525	0.300				0.046
							Horticulture	Ha	0.22634	0.000				0.000
	4712	ShopLakshmappa		8	2	Machinery	SoilMoistureConservation	TCB	Ha	0.05741	1.600	14.570	75.592	0.092
							WasteWeir	No	0.050	3				0.150
							Forestry	Ha	0.1525	0.000				0.000
							Horticulture	Ha	0.22634	0.000				0.000
	4713	ShopSavitriammaCo.Hanumanthappa		8	3	Machinery	SoilMoistureConservation	TCB	Ha	0.05741	1.600	14.570	75.592	0.092
							WasteWeir	No	0.050	2				0.100
							Forestry	Ha	0.1525	0.300				0.046
							Horticulture	Ha	0.22634	0.000				0.000
	4714	VolunteerMehboobaali		8	3	Machinery	SoilMoistureConservation	TCB	Ha	0.05741	0.700	14.570	75.592	0.040
							WasteWeir	No	0.050	2				0.100
							Forestry	Ha	0.1525	0.300				0.046
							Horticulture	Ha	0.22634	0.000				0.000
	4715	VolunteerJamaluddina		8	3	Machinery	SoilMoistureConservation	TCB	Ha	0.05741	0.500	14.570	75.592	0.029
							WasteWeir	No	0.050	2				0.100
							Forestry	Ha	0.1525	0.000				0.000
							Horticulture	Ha	0.22634	0.000				0.000
	4716	TheGreaterAli		8	3	Machinery	SoilMoistureConservation	TCB	Ha	0.05741	0.700	14.570	75.592	0.040
							WasteWeir	No	0.050	2				0.100
							Forestry	Ha	0.1525	0.000				0.000
							Horticulture	Ha	0.22634	0.000				0.000
	4717	Biggoud'sManjanagowda		9	1	Machinery	SoilMoistureConservation	TCB	Ha	0.05741	0.700	14.570	75.592	0.040
							WasteWeir	No	0.050	2				0.100
							Forestry	Ha	0.1525	0.300				0.046
							Horticulture	Ha	0.22634	0.000				0.000
	4718	Biggoud'shappiness		9	2	Machinery	SoilMoistureConservation	TCB	Ha	0.05741	0.700	14.570	75.592	0.040
							WasteWeir	No	0.050	2				0.100
							Forestry	Ha	0.1525	0.300				0.046
							Horticulture	Ha	0.22634	0.000				0.000
	4719	Biggoud'sUjjanaGowda		9	3	Machinery	SoilMoistureConservation	TCB	Ha	0.05741	0.700	14.570	75.592	0.040
							WasteWeir	No	0.050	2				0.100
							Forestry	Ha	0.1525	0.300				0.046
							Horticulture	Ha	0.22634	0.000				0.000
	4720	Kallappagoud'sSonamgowda		10	1	Machinery	SoilMoistureConservation	TCB	Ha	0.05741	0.700	14.570	75.592	0.040
							WasteWeir	No	0.050	2				0.100
							Forestry	Ha	0.1525	0.300				0.046
							Horticulture	Ha	0.22634	0.000				0.000
	4721	Parvatavevakomanjappaaplause.		10	2	Machinery	SoilMoistureConservation	TCB	Ha	0.05741	0.300	14.570	75.592	0.017
							WasteWeir	No	0.050	2				0.100
							Forestry	Ha	0.1525	0.000				0.000

							Horticulture	Ha	0.22634	0.000			0.000
4722	SappaliParvatavevamManjappa		10	3	Machinery	SoilMoistureConservation	TCB	Ha	0.05741	0.300	14.570	75.592	0.017
							WasteWeir	No	0.050	0			0.000

VillageName	Farmer Code	FarmerName	Aadhar Card No	Survey Number	RateType(Manually /Machinery)	ActivityType(SoilMoistureConservationActivity/WaterHarvestingActivity)	ActivityName	Unit	UnitCost(InLakhs.)	Proposed Quantity	Latitude(Deg-Min-Sec)	Longitude (Deg-Min-Sec)	TotalCost (InLacs)	Site Photo
							Forestry	Ha	0.1525	0.100			0.015	
							Horticulture	Ha	0.22634	0.000			0.000	
	4723	Parvatavevakomanjappaaplause.		10	5	Machinery	SoilMoistureConservation	TCB	0.05741	0.300	14.570	75.592	0.017	
							WasteWeir	No	0.050	2			0.100	
							Forestry	Ha	0.1525	0.000			0.000	
							Horticulture	Ha	0.22634	0.000			0.000	
	4724	KallappagoudKallanagoudra		10	6	Machinery	SoilMoistureConservation	TCB	0.05741	0.000	14.570	75.592	0.000	
							WasteWeir	No	0.050	0			0.000	
							Forestry	Ha	0.1525	0.000			0.000	
							Horticulture	Ha	0.22634	0.000			0.000	
	4725	Shidenura.Basavaraja.Hanamanthappa,.		11	2	Machinery	SoilMoistureConservation	TCB	0.05741	1.600	14.570	75.592	0.092	
							WasteWeir	No	0.050	2			0.100	
							WaterHarvestingActivity	FarmPond	1.040	1			1.040	
							Forestry	Ha	0.1525	0.000			0.000	
							Horticulture	Ha	0.22634	0.000			0.000	
	4726	Shivappamudihal		11	1	Machinery	SoilMoistureConservation	TCB	0.05741	1.600	14.570	75.592	0.092	
							WasteWeir	No	0.050	2			0.100	
							Forestry	Ha	0.1525	0.000			0.000	
							Horticulture	Ha	0.22634	0.000			0.000	
	4727	Linganagoudasomnagowdabinbasanagoda	uda	11	1	Machinery	SoilMoistureConservation	TCB	0.05741	1.600	14.570	75.592	0.092	
							WasteWeir	No	0.050	2			0.100	
							Forestry	Ha	0.1525	0.000			0.000	
							Horticulture	Ha	0.22634	0.000			0.000	
	4728	Kallappagoud'sKarabasanagouda		11	2	Machinery	SoilMoistureConservation	TCB	0.05741	0.700	14.570	75.592	0.040	
							WasteWeir	No	0.050	2			0.100	
							Forestry	Ha	0.1525	0.000			0.000	
							Horticulture	Ha	0.22634	0.000			0.000	
	4729	Ninganagoud'sHalanagowda		12	1	Machinery	SoilMoistureConservation	TCB	0.05741	1.600	14.570	75.592	0.092	
							WasteWeir	No	0.050	2			0.100	
							Forestry	Ha	0.1525	0.000			0.000	
							Horticulture	Ha	0.22634	0.000			0.000	
	4730	Ninganagoud'sHalanagowda		12	2	Machinery	SoilMoistureConservation	TCB	0.05741	1.600	14.570	75.592	0.092	
							WasteWeir	No	0.050	2			0.100	
							WaterHarvestingActivity	FarmPond	1.040	1			1.040	
							Forestry	Ha	0.1525	0.000			0.000	
							Horticulture	Ha	0.22634	0.000			0.000	
	4731	SadasivanagoudaofLinganagoud		12	1	Machinery	SoilMoistureConservation	TCB	0.05741	2.200	14.570	75.592	0.126	
							WasteWeir	No	0.050	2			0.100	
							Forestry	Ha	0.1525	0.000			0.000	
							Horticulture	Ha	0.22634	0.000			0.000	
	4732	BelurUrfaltagiThimmappa		12	1	Machinery	SoilMoistureConservation	TCB	0.05741	0.500	14.570	75.592	0.029	
							WasteWeir	No	0.050	3			0.150	
							Forestry	Ha	0.1525	0.000			0.000	
							Horticulture	Ha	0.22634	0.000			0.000	
	4733	SadasivanagoudaofLinganagoud		12	2	Machinery	SoilMoistureConservation	TCB	0.05741	2.200	14.570	75.592	0.126	
							WasteWeir	No	0.050	3			0.150	
							Forestry	Ha	0.1525	0.400			0.061	

							Horticulture	Ha	0.22634	0.500			0.113	
--	--	--	--	--	--	--	--------------	----	---------	-------	--	--	-------	--

VillageName	Farmer Code	FarmerName	Aadhar Card No	Survey Number	RateType(Manually /Machinery)	ActivityType(SoilMoistureConservationActivity/Water HarvestingActivity)	ActivityName	Unit	UnitCost(InLakhs.)	Proposed Quantity	Latitude(Deg-Min-Sec)	Longitude (Deg-Min-Sec)	TotalCost (InLacs)	Site Photo
	4734	BelurUrfaltagiThimmappa		12	2b	Machinery	SoilMoistureConservation	TCB	Ha	0.05741	0.500	14.570	75.592	0.029
							WasteWeir	No	0.050	2				0.100
							Forestry	Ha	0.1525	0.000				0.000
							Horticulture	Ha	0.22634	0.000				0.000
	4735	NagappaBharamappalnagala.		13	1	Machinery	SoilMoistureConservation	TCB	Ha	0.05741	1.600	14.570	75.592	0.092
							WasteWeir	No	0.050	1				0.050
							Forestry	Ha	0.1525	0.000				0.000
							Horticulture	Ha	0.22634	0.000				0.000
	4736	Basavarajalngalagodi		13	2e	Machinery	SoilMoistureConservation	TCB	Ha	0.05741	0.700	14.570	75.592	0.040
							WasteWeir	No	0.050	2				0.100
							Forestry	Ha	0.1525	0.000				0.000
							Horticulture	Ha	0.22634	0.000				0.000
	4737	hadimanimangalavva		13	2e	Machinery	SoilMoistureConservation	TCB	Ha	0.05741	0.500	14.570	75.592	0.029
							WasteWeir	No	0.050	2				0.100
							Forestry	Ha	0.1525	0.000				0.000
							Horticulture	Ha	0.22634	0.000				0.000
	4738	HathimaniShankrappa		13	2e	Machinery	SoilMoistureConservation	TCB	Ha	0.05741	0.500	14.570	75.592	0.029
							WasteWeir	No	0.050	2				0.100
							Forestry	Ha	0.1525	0.000				0.000
							Horticulture	Ha	0.22634	0.000				0.000
	4739	Ivanagundi.Shivananda		13	2e	Machinery	SoilMoistureConservation	TCB	Ha	0.05741	0.700	14.570	75.592	0.040
							WasteWeir	No	0.050	2				0.100
							Forestry	Ha	0.1525	0.000				0.000
							Horticulture	Ha	0.22634	0.000				0.000
	4740	Ivanagundi.Shivananda		13	2b	Machinery	SoilMoistureConservation	TCB	Ha	0.05741	0.500	14.570	75.592	0.029
							WasteWeir	No	0.050	1				0.050
							Forestry	Ha	0.1525	0.000				0.000
							Horticulture	Ha	0.22634	0.000				0.000
	4741	Shankarappa'sfather,Bharamappa,withIngala.		13	3	Machinery	SoilMoistureConservation	TCB	Ha	0.05741	1.600	14.570	75.592	0.092
							WasteWeir	No	0.050	0				0.000
							Forestry	Ha	0.1525	0.000				0.000
							Horticulture	Ha	0.22634	0.000				0.000
	4742	Eshwarappa'sfather,Bharamappa,withIngala.		13	4	Machinery	SoilMoistureConservation	TCB	Ha	0.05741	1.600	14.570	75.592	0.092
							WasteWeir	No	0.050	0				0.000
							Forestry	Ha	0.1525	0.000				0.000
							Horticulture	Ha	0.22634	0.000				0.000
	4743	Karabasappa'sfather,Bharamappa,withIngala.		13	5	Machinery	SoilMoistureConservation	TCB	Ha	0.05741	1.600	14.570	75.592	0.092
							WasteWeir	No	0.050	0				0.000
							Forestry	Ha	0.1525	0.000				0.000
							Horticulture	Ha	0.22634	0.000				0.000
	4744	Doddujappa'sfatherisRayannappa		14	1	Machinery	SoilMoistureConservation	TCB	Ha	0.05741	3.130	14.570	75.592	0.180
							WasteWeir	No	0.050	0				0.000
							Forestry	Ha	0.1525	0.000				0.000
							Horticulture	Ha	0.22634	0.000				0.000
	4745	BasavarajabinSivanandappawithIngala		14	2e	Machinery	SoilMoistureConservation	TCB	Ha	0.05741	0.300	14.570	75.592	0.017
							WasteWeir	No	0.050	0				0.000
							Forestry	Ha	0.1525	0.000				0.000

							Horticulture	Ha	0.22634	0.000			0.000	
	4746	Blacksmithsankrammakomjakanachari		14	2a	Machinery	SoilMoistureConservation	TCB	Ha	0.05741	0.500	14.570	75.592	0.029

VillageName	Farmer Code	FarmerName	Aadhar Card No	Survey Number	RateType(Manually /Machinery)	ActivityType(SoilMoistureConservationActivity/Water HarvestingActivity)	ActivityName	Unit	UnitCost(InLakhs.)	Proposed Quantity	Latitude(Deg-Min-Sec)	Longitude (Deg-Min-Sec)	TotalCost (InLacs)	Site Photo
							WasteWeir	No	0.050	0			0.000	
							Forestry	Ha	0.1525	0.000			0.000	
							Horticulture	Ha	0.22634	0.000			0.000	
	4747	BlacksmithKarabasappa		14	20	Machinery	SoilMoistureConservation	TCB	Ha	0.05741	0.500	14.570	75.592	0.029
							WasteWeir	No	0.050	0			0.000	
							Forestry	Ha	0.1525	0.000			0.000	
							Horticulture	Ha	0.22634	0.000			0.000	
	4748	Blacksmith.chandrakantacharya		14	3	Machinery	SoilMoistureConservation	TCB	Ha	0.05741	1.600	14.570	75.592	0.092
							WasteWeir	No	0.050	0			0.000	
							Forestry	Ha	0.1525	0.000			0.000	
							Horticulture	Ha	0.22634	0.000			0.000	
	4749	GingerbreadCo		14	4	Machinery	SoilMoistureConservation	TCB	Ha	0.05741	0.700	14.570	75.592	0.040
							WasteWeir	No	0.050	0			0.000	
							Forestry	Ha	0.1525	0.000			0.000	
							Horticulture	Ha	0.22634	0.000			0.000	
	4750	PETERUJAPPA		15	1	Machinery	SoilMoistureConservation	TCB	Ha	0.05741	0.500	14.570	75.592	0.029
							WasteWeir	No	0.050	0			0.000	
							Forestry	Ha	0.1525	0.000			0.000	
							Horticulture	Ha	0.22634	0.000			0.000	
	4751	Gundappa'sGrapevine		15	2+3X-1	Machinery	SoilMoistureConservation	TCB	Ha	0.05741	0.500	14.570	75.592	0.029
							WasteWeir	No	0.050	2			0.100	
							Forestry	Ha	0.1525	0.300			0.046	
							Horticulture	Ha	0.22634	0.000			0.000	
	4752	YaladahalliHon		15	2+3X-1	Machinery	SoilMoistureConservation	TCB	Ha	0.05741	0.500	14.570	75.592	0.029
							WasteWeir	No	0.050	1			0.050	
							Forestry	Ha	0.1525	0.300			0.046	
							Horticulture	Ha	0.22634	0.000			0.000	
	4753	YaledahalliBasavanthappa		15	2+3X-1	Machinery	SoilMoistureConservation	TCB	Ha	0.05741	0.000	14.570	75.592	0.000
							WasteWeir	No	0.050	2			0.100	
							Forestry	Ha	0.1525	0.000			0.000	
							Horticulture	Ha	0.22634	0.000			0.000	
	4754	YeledahalliSanjeevakumara		15	2+3X-2	Machinery	SoilMoistureConservation	TCB	Ha	0.05741	1.600	14.570	75.592	0.092
							WasteWeir	No	0.050	2			0.100	
							Forestry	Ha	0.1525	0.000			0.000	
							Horticulture	Ha	0.22634	0.000			0.000	
	4755	PatialaUrfaPolisgaud'sNeelawwaCo.		15	4	Machinery	SoilMoistureConservation	TCB	Ha	0.05741	0.700	14.570	75.592	0.040
							WasteWeir	No	0.050	2			0.100	
							Forestry	Ha	0.1525	0.000			0.000	
							Horticulture	Ha	0.22634	0.000			0.000	
	4756	GurlingapappaudaKaregowda		15	5	Machinery	SoilMoistureConservation	TCB	Ha	0.05741	1.600	14.570	75.592	0.092
							WasteWeir	No	0.050	2			0.100	
							Forestry	Ha	0.1525	0.000			0.000	
							Horticulture	Ha	0.22634	0.400			0.091	
	4757	BasappaDesura.		15	6	Machinery	SoilMoistureConservation	TCB	Ha	0.05741	0.300	14.570	75.592	0.017
							WasteWeir	No	0.050	0			0.000	
							Forestry	Ha	0.1525	0.000			0.000	
							Horticulture	Ha	0.22634	0.000			0.000	



	4758	BasappaDesura.		15	7	Machinery	SoilMoistureConservation	TCB	Ha	0.05741	1.000	14.570	75.592	0.057
								WasteWeir	No	0.050	2			0.100

VillageName	Farmer Code	FarmerName	Aadhar Card No	Survey Number	RateType(Manually /Machine ry)	ActivityType(SoilMoistureCo nservationActivity/Water HarvestingActivity)	ActivityName	Unit	UnitCost( InLakhs.)	Proposed Quantity	Latitude( Deg-Min- Sec)	Longitude (Deg-Min- Sec)	TotalCost (InLacs)	Site Photo
							Forestry	Ha	0.1525	0.000			0.000	
							Horticulture	Ha	0.22634	0.000			0.000	
	4759	BharamappaDesura.		15	8	Machinery	SoilMoistureConservation	TCB	0.05741	0.300	14.570	75.592	0.017	
							WasteWeir	No	0.050	0			0.000	
							Forestry	Ha	0.1525	0.000			0.000	
							Horticulture	Ha	0.22634	0.300			0.068	
	4760	BharamappaDesura.		15	9	Machinery	SoilMoistureConservation	TCB	0.05741	1.000	14.570	75.592	0.057	
							WasteWeir	No	0.050	2			0.100	
							Forestry	Ha	0.1525	0.000			0.000	
							Horticulture	Ha	0.22634	0.400			0.091	
	4761	TheblacksmithSomappa		16	1௧	Machinery	SoilMoistureConservation	TCB	0.05741	0.500	14.570	75.592	0.029	
							WasteWeir	No	0.050	2			0.100	
							Forestry	Ha	0.1525	0.000			0.000	
							Horticulture	Ha	0.22634	0.000			0.000	
	4762	TheblacksmithChandrappa		16	1௨	Machinery	SoilMoistureConservation	TCB	0.05741	0.500	14.570	75.592	0.029	
							WasteWeir	No	0.050	2			0.100	
							Forestry	Ha	0.1525	0.000			0.000	
							Horticulture	Ha	0.22634	0.000			0.000	
	4763	Theblacksmithdied		16	1௩	Machinery	SoilMoistureConservation	TCB	0.05741	0.500	14.570	75.592	0.029	
							WasteWeir	No	0.050	1			0.050	
							Forestry	Ha	0.1525	0.000			0.000	
							Horticulture	Ha	0.22634	0.000			0.000	
	4764	Masonry.Shivappa		16	1௪	Machinery	SoilMoistureConservation	TCB	0.05741	0.700	14.570	75.592	0.040	
							WasteWeir	No	0.050	1			0.050	
							Forestry	Ha	0.1525	0.000			0.000	
							Horticulture	Ha	0.22634	0.000			0.000	
	4765	Masanagi.Hanamanthappa.		16	1௫	Machinery	SoilMoistureConservation	TCB	0.05741	1.000	14.570	75.592	0.057	
							WasteWeir	No	0.050	1			0.050	
							Forestry	Ha	0.1525	0.300			0.046	
							Horticulture	Ha	0.22634	0.000			0.000	
	4766	MasanagiRamappa		16	1௬	Machinery	SoilMoistureConservation	TCB	0.05741	0.500	14.570	75.592	0.029	
							WasteWeir	No	0.050	1			0.050	
							Forestry	Ha	0.1525	0.000			0.000	
							Horticulture	Ha	0.22634	0.000			0.000	
	4767	BharamappaDesura.		16	1௧	Machinery	SoilMoistureConservation	TCB	0.05741	0.500	14.570	75.592	0.029	
							WasteWeir	No	0.050	2			0.100	
							Forestry	Ha	0.1525	0.000			0.000	
							Horticulture	Ha	0.22634	0.000			0.000	
	4768	MasonagiBharamappa		16	1௧	Machinery	SoilMoistureConservation	TCB	0.05741	0.500	14.570	75.592	0.029	
							WasteWeir	No	0.050	1			0.050	
							Forestry	Ha	0.1525	0.000			0.000	
							Horticulture	Ha	0.22634	0.000			0.000	
	4769	BlacksmithMartandappabinKariyappa		16	1௩	Machinery	SoilMoistureConservation	TCB	0.05741	1.000	14.570	75.592	0.057	
							WasteWeir	No	0.050	2			0.100	
							Forestry	Ha	0.1525	0.300			0.046	
							Horticulture	Ha	0.22634	0.000			0.000	
	4770	Mukkannanavar'sBasappabinChanabasappa		16	2	Machinery	SoilMoistureConservation	TCB	0.05741	1.000	14.570	75.592	0.057	

								WasteWeir	No	0.050	1			0.050
								Forestry	Ha	0.1525	0.400			0.061
								Horticulture	Ha	0.22634	0.000			0.000
	4771	MasonryKariyappa		16	3	Machinery	SoilMoistureConservation	TCB	Ha	0.05741	0.500	14.570	75.592	0.029
								WasteWeir	No	0.050	2			0.100

VillageName	Farmer Code	FarmerName	Aadhar Card No	Survey Number	RateType(Manually /Machinery)	ActivityType(SoilMoistureConservationActivity/WaterHarvestingActivity)	ActivityName	Unit	UnitCost(InLakhs.)	Proposed Quantity	Latitude(Deg-Min-Sec)	Longitude (Deg-Min-Sec)	TotalCost (InLacs)	Site Photo
							Forestry	Ha	0.1525	0.300			0.046	
							Horticulture	Ha	0.22634	0.000			0.000	
	4772	MasonagiBharamappa		16	4	Machinery	SoilMoistureConservation	TCB	0.05741	0.500	14.570	75.592	0.029	
							WasteWeir	No	0.050	2			0.100	
							Forestry	Ha	0.1525	0.300			0.046	
							Horticulture	Ha	0.22634	0.000			0.000	
	4773	Mukkannanavar.Chandrappa		16	5	Machinery	SoilMoistureConservation	TCB	0.05741	1.000	14.570	75.592	0.057	
							WasteWeir	No	0.050	2			0.100	
							Forestry	Ha	0.1525	0.300			0.046	
							Horticulture	Ha	0.22634	0.000			0.000	
	4774	HousamaniUrfaMurakamaniBasappaBin Nagapp		23	1	Machinery	SoilMoistureConservation	TCB	0.05741	5.200	14.570	75.592	0.299	
							WasteWeir	No	0.050	5			0.250	
							Forestry	Ha	0.1525	0.500			0.076	
							WaterHarvestingActivity	FarmPond	No	1.040	1		1.040	
							Horticulture	Ha	0.22634	0.000			0.000	
	4775	MurakamaniUrfaHosumaniSanjeevaBinSomapp		23	2	Machinery	SoilMoistureConservation	TCB	0.05741	2.200	14.570	75.592	0.126	
							WasteWeir	No	0.050	2			0.100	
							Forestry	Ha	0.1525	0.000			0.000	
							Horticulture	Ha	0.22634	0.000			0.000	
	4776	MurakamaniUrfaHosumaniManjunadhbinSomapp		23	3	Machinery	SoilMoistureConservation	TCB	0.05741	2.200	14.570	75.592	0.126	
							WasteWeir	No	0.050	4			0.200	
							Forestry	Ha	0.1525	0.500			0.076	
							Horticulture	Ha	0.22634	0.000			0.000	
	4777	Gundappalavara.Ningappa.Rewannappa.Ramapp		24	1	Machinery	SoilMoistureConservation	TCB	0.05741	0.300	14.570	75.592	0.017	
							WasteWeir	No	0.050	0			0.000	
							Forestry	Ha	0.1525	0.000			0.000	
							Horticulture	Ha	0.22634	0.000			0.000	
	4778	ShidenuraPuttappa		24	1	Machinery	SoilMoistureConservation	TCB	0.05741	2.200	14.570	75.592	0.126	
							WasteWeir	No	0.050	2			0.100	
							Forestry	Ha	0.1525	0.300			0.046	
							Horticulture	Ha	0.22634	0.000			0.000	
	4779	Kallappagouda.Linganagouda		24	2	Machinery	SoilMoistureConservation	TCB	0.05741	1.000	14.570	75.592	0.057	
							WasteWeir	No	0.050	2			0.100	
							Forestry	Ha	0.1525	0.400			0.061	
							Horticulture	Ha	0.22634	0.500			0.113	
	4780	.3796.Mudibasappanavar		25	2	Machinery	SoilMoistureConservation	TCB	0.05741	1.000	14.570	75.592	0.057	
							WasteWeir	No	0.050	2			0.100	
							Forestry	Ha	0.1525	0.300			0.046	
							Horticulture	Ha	0.22634	0.000			0.000	

VillageName	Farmer Code	FarmerName	Aadhar Card No	Survey Number	RateType(Manually /Machine ry)	ActivityType(SoilMoistureCon nservationActivity/Water HarvestingActivity)	ActivityName	Unit	UnitCost( InLakhs.)	Proposed Quantity	Latitude( Deg-Min- Sec)	Longitude (Deg-Min- Sec)	TotalCost (InLacs)	Site Photo
	4781	IgnaziowithNagappa		25	1+2	Machinery	SoilMoistureConservation	TCB	Ha	0.05741	1.000	14.570	75.592	0.057
								WasteWeir	No	0.050	2			0.100
								Forestry	Ha	0.1525	0.000			0.000
								Horticulture	Ha	0.22634	0.000			0.000
	4782	Polizagoud'sChannabasavvaCo.UjjanaG	owda	25	1+2	Machinery	SoilMoistureConservation	TCB	Ha	0.05741	1.500	14.570	75.592	0.086
								WasteWeir	No	0.050	2			0.100
								Forestry	Ha	0.1525	0.000			0.000
								Horticulture	Ha	0.22634	0.000			0.000
	4783	MayagalamaniKariyappa		25	1+2	Machinery	SoilMoistureConservation	TCB	Ha	0.05741	1.500	14.570	75.592	0.086
								WasteWeir	No	0.050	2			0.100
								Forestry	Ha	0.1525	0.300			0.046
								Horticulture	Ha	0.22634	0.400			0.091
	4784	Kallappagoud'sLinganagoudabinBasana	gouda	25	1+2	Machinery	SoilMoistureConservation	TCB	Ha	0.05741	0.500	14.570	75.592	0.029
								WasteWeir	No	0.050	0			0.000
								Forestry	Ha	0.1525	0.300			0.046
								Horticulture	Ha	0.22634	0.000			0.000
	4785	Gundappa'sUmesha		25	1+2	Machinery	SoilMoistureConservation	TCB	Ha	0.05741	1.500	14.570	75.592	0.086
								WasteWeir	No	0.050	2			0.100
								Forestry	Ha	0.1525	0.300			0.046
								Horticulture	Ha	0.22634	0.000			0.000
	4786	PatialaUrfaPolisgoud'sNeelawwaCo.		25	3	Machinery	SoilMoistureConservation	TCB	Ha	0.05741	4.280	14.570	75.592	0.246
								WasteWeir	No	0.050	2			0.100
								Forestry	Ha	0.1525	0.500			0.076
							WaterHarvestingActivity	FarmPond	No	1.040	1			1.040
								Horticulture	Ha	0.22634	0.000			0.000
	4787	Mayagalamani.Hanamanthappa.		26	14.0.	Machinery	SoilMoistureConservation	TCB	Ha	0.05741	0.300	14.570	75.592	0.017
								WasteWeir	No	0.050	0			0.000
								Forestry	Ha	0.1525	0.200			0.031
								Horticulture	Ha	0.22634	0.000			0.000
	4788	MurakamaniUrfaHosumaniGowrammaCoJattep		26	1	Machinery	SoilMoistureConservation	TCB	Ha	0.05741	2.200	14.570	75.592	0.126
								WasteWeir	No	0.050	2			0.100
								Forestry	Ha	0.1525	0.400			0.061
								Horticulture	Ha	0.22634	0.000			0.000
	4789	BidariNagarajaFakkirappa		26	2	Machinery	SoilMoistureConservation	TCB	Ha	0.05741	2.200	14.570	75.592	0.126
								WasteWeir	No	0.050	2			0.100
								Forestry	Ha	0.1525	0.300			0.046
								Horticulture	Ha	0.22634	0.000			0.000
	4790	ChanabasanagoudaofSanganagoud		27	1+2	Machinery	SoilMoistureConservation	TCB	Ha	0.05741	1.500	14.570	75.592	0.086
								WasteWeir	No	0.050	2			0.100
								Forestry	Ha	0.1525	0.300			0.046
								Horticulture	Ha	0.22634	0.000			0.000
	4791	ParameshwaragoudaofSanganagoud		27	1+2	Machinery	SoilMoistureConservation	TCB	Ha	0.05741	3.290	14.570	75.592	0.189
								WasteWeir	No	0.050	3			0.150
								Forestry	Ha	0.1525	0.400			0.061
							WaterHarvestingActivity	FarmPond	No	1.040	1			1.040
								Horticulture	Ha	0.22634	0.000			0.000
	4792	ShivappabinBasappaonWednesday		28	10	Machinery	SoilMoistureConservation	TCB	Ha	0.05741	0.500	14.570	75.592	0.029

								WasteWeir	No	0.050	2			0.100	
--	--	--	--	--	--	--	--	-----------	----	-------	---	--	--	-------	--

VillageName	Farmer Code	FarmerName	Aadhar Card No	Survey Number	RateType (Manually/Machinery)	ActivityType(SoilMoisture ConservationActivity/WaterHarvestingActivity)	ActivityName	Unit	UnitCost(InLakhs.)	Proposed Quantity	Latitude (Deg-Min-Sec)	Longitude (Deg-Min-Sec)	TotalCost (InLacs)	Site Photo
							Forestry	Ha	0.1525	0.300			0.046	
							Horticulture	Ha	0.22634	0.000			0.000	
	4793	Chanakasappa		28	1.20	Machinery	SoilMoistureConservation	TCB	0.05741	0.500	14.570	75.592	0.029	
							WasteWeir	No	0.050	2			0.100	
							Forestry	Ha	0.1525	0.000			0.000	
							Horticulture	Ha	0.22634	0.000			0.000	
	4794	TheblacksmithChidananda		28	1.29	Machinery	SoilMoistureConservation	TCB	0.05741	1.500	14.570	75.592	0.086	
							WasteWeir	No	0.050	1			0.050	
							Forestry	Ha	0.1525	0.300			0.046	
							Horticulture	Ha	0.22634	0.000			0.000	
	4795	Chanakasappa		28	1.20	Machinery	SoilMoistureConservation	TCB	0.05741	0.500	14.570	75.592	0.029	
							WasteWeir	No	0.050	2			0.100	
							Forestry	Ha	0.1525	0.000			0.000	
							Horticulture	Ha	0.22634	0.000			0.000	
	4796	BasavaradiMudakappa		28	2.29	Machinery	SoilMoistureConservation	TCB	0.05741	2.000	14.570	75.592	0.115	
							WasteWeir	No	0.050	2			0.100	
							Forestry	Ha	0.1525	0.400			0.061	
							Horticulture	Ha	0.22634	0.000			0.000	
	4797	BasavereddyVishalakshiCo.Ramesh		28	2.20	Machinery	SoilMoistureConservation	TCB	0.05741	1.500	14.570	75.592	0.086	
							WasteWeir	No	0.050	2			0.100	
							Forestry	Ha	0.1525	0.000			0.000	
							Horticulture	Ha	0.22634	0.000			0.000	
	4798	Mukkannan'sKarabasappabinChannabasappa		28	3.20	Machinery	SoilMoistureConservation	TCB	0.05741	1.500	14.570	75.592	0.086	
							WasteWeir	No	0.050	1			0.050	
							Forestry	Ha	0.1525	0.400			0.061	
							Horticulture	Ha	0.22634	0.000			0.000	
	4799	Umesha'sfatherisBasavannappaMookannavar		28	3.29	Machinery	SoilMoistureConservation	TCB	0.05741	1.500	14.570	75.592	0.086	
							WasteWeir	No	0.050	1			0.050	
							Forestry	Ha	0.1525	0.300			0.046	
							Horticulture	Ha	0.22634	0.000			0.000	
	4800	Blacksmithmaladesha		28	4	Machinery	SoilMoistureConservation	TCB	0.05741	0.700	14.570	75.592	0.040	
							WasteWeir	No	0.050	0			0.000	
							Forestry	Ha	0.1525	0.300			0.046	
							Horticulture	Ha	0.22634	0.000			0.000	
	4801	KumaraRavensiddheshwarachari		28	5	Machinery	SoilMoistureConservation	TCB	0.05741	0.500	14.570	75.592	0.029	
							WasteWeir	No	0.050	0			0.000	
							Forestry	Ha	0.1525	0.400			0.061	
							Horticulture	Ha	0.22634	0.000			0.000	
	4802	TheblacksmithChandrappa		28	6	Machinery	SoilMoistureConservation	TCB	0.05741	0.500	14.570	75.592	0.029	
							WasteWeir	No	0.050	2			0.100	
							Forestry	Ha	0.1525	0.300			0.046	
							Horticulture	Ha	0.22634	0.000			0.000	
	4803	KumaraMalateshachari		28	7	Machinery	SoilMoistureConservation	TCB	0.05741	0.500	14.570	75.592	0.029	
							WasteWeir	No	0.050	2			0.100	
							Forestry	Ha	0.1525	0.400			0.061	
							Horticulture	Ha	0.22634	0.000			0.000	
	4804	Kallappagouda.Basanagowda.		29	1.20	Machinery	SoilMoistureConservation	TCB	0.05741	1.500	14.570	75.592	0.086	

								WasteWeir	No	0.050	2			0.100
								Forestry	Ha	0.1525	0.400			0.061
								Horticulture	Ha	0.22634	0.000			0.000



VillageName	Farmer Code	FarmerName	Aadhar Card No	Survey Number	RateType(Manually /Machinery)	ActivityType(SoilMoistureConservationActivity/WaterHarvestingActivity)	ActivityName	Unit	UnitCost(InLakhs.)	Proposed Quantity	Latitude(Deg-Min-Sec)	Longitude(Deg-Min-Sec)	TotalCost(InLacs)	Site Photo
	4805	YeladahalliSharda		29	2+3+4	☞Machinery	SoilMoistureConservation	TCB	Ha	0.05741	2.000	14.570	75.592	0.115
							WasteWeir	No	0.050	2				0.100
							Forestry	Ha	0.1525	0.300				0.046
							Horticulture	Ha	0.22634	0.000				0.000
	4806	ElayadhalliUjjappa		29	2+3+4	☞Machinery	SoilMoistureConservation	TCB	Ha	0.05741	1.500	14.570	75.592	0.086
							WasteWeir	No	0.050	2				0.100
							Forestry	Ha	0.1525	0.300				0.046
							Horticulture	Ha	0.22634	0.000				0.000
	4807	Gundappa'sGrapevine		29	2+3+4	☞Machinery	SoilMoistureConservation	TCB	Ha	0.05741	1.500	14.570	75.592	0.086
							WasteWeir	No	0.050	2				0.100
							Forestry	Ha	0.1525	0.400				0.061
							Horticulture	Ha	0.22634	0.000				0.000
	4808	HathimaniShantavvamCoShivapurtrappa		29	1	☞Machinery	SoilMoistureConservation	TCB	Ha	0.05741	0.500	14.570	75.592	0.029
							WasteWeir	No	0.050	0				0.000
							Forestry	Ha	0.1525	0.000				0.000
							Horticulture	Ha	0.22634	0.000				0.000
	4809	YaledahalliBasavarajaMallappaUrfMalleshappa		29	2+3+4	☞Machinery	SoilMoistureConservation	TCB	Ha	0.05741	2.000	14.570	75.592	0.115
							WasteWeir	No	0.050	2				0.100
							Forestry	Ha	0.1525	0.400				0.061
							WaterHarvestingActivity	FarmPond	No	1.040	1			1.040
							Horticulture	Ha	0.22634	0.000				0.000
	4810	Thefootsteps		29	5	☞Machinery	SoilMoistureConservation	TCB	Ha	0.05741	0.500	14.570	75.592	0.029
							WasteWeir	No	0.050	2				0.100
							Forestry	Ha	0.1525	0.000				0.000
							Horticulture	Ha	0.22634	0.000				0.000
	4811	HathimaniKrishnaradi		29	6	☞Machinery	SoilMoistureConservation	TCB	Ha	0.05741	0.500	14.570	75.592	0.029
							WasteWeir	No	0.050	1				0.050
							Forestry	Ha	0.1525	0.000				0.000
							Horticulture	Ha	0.22634	0.000				0.000
	4812	HathimaniAnasuyamma		29	7	☞Machinery	SoilMoistureConservation	TCB	Ha	0.05741	0.500	14.570	75.592	0.029
							WasteWeir	No	0.050	1				0.050
							Forestry	Ha	0.1525	0.000				0.000
							Horticulture	Ha	0.22634	0.000				0.000
	4813	MotherBasantavappa		30	1	☞Machinery	SoilMoistureConservation	TCB	Ha	0.05741	1.500	14.570	75.592	0.086
							WasteWeir	No	0.050	2				0.100
							Forestry	Ha	0.1525	0.300				0.046
							Horticulture	Ha	0.22634	0.000				0.000
	4814	MadaraFakkirappa		30	1	☞Machinery	SoilMoistureConservation	TCB	Ha	0.05741	1.500	14.570	75.592	0.086
							WasteWeir	No	0.050	2				0.100
							Forestry	Ha	0.1525	0.000				0.000
							Horticulture	Ha	0.22634	0.000				0.000
	4815	MadaraAzzappaBinBasappa		30	2	☞Machinery	SoilMoistureConservation	TCB	Ha	0.05741	3.430	14.570	75.592	0.197
							WasteWeir	No	0.050	2				0.100
							Forestry	Ha	0.1525	0.300				0.046
							WaterHarvestingActivity	FarmPond	No	1.040	1			1.040
							Horticulture	Ha	0.22634	0.000				0.000
	4816	MaduraduraWasappa		30	3	☞Machinery	SoilMoistureConservation	TCB	Ha	0.05741	0.700	14.570	75.592	0.040

								WasteWeir	No	0.050	2			0.100
								Forestry	Ha	0.1525	0.000			0.000

VillageName	Farmer Code	FarmerName	Aadhar Card No	Survey Number	RateType(Manually /Machinery)	ActivityType(SoilMoistureConservationActivity/Water HarvestingActivity)	ActivityName	Unit	UnitCost(InLakhs.)	Proposed Quantity	Latitude(Deg-Min-Sec)	Longitude (Deg-Min-Sec)	TotalCost (InLacs)	Site Photo
							Horticulture	Ha	0.22634	0.000			0.000	
	4817	MadurauraVenkappa		30	4	Machinery	SoilMoistureConservation	TCB	0.05741	0.500	14.570	75.592	0.029	
							WasteWeir	No	0.050	2			0.100	
							Forestry	Ha	0.1525	0.000			0.000	
							Horticulture	Ha	0.22634	0.000			0.000	
	4818	MaduraduraKrishnappa		30	5	Machinery	SoilMoistureConservation	TCB	0.05741	1.500	14.570	75.592	0.086	
							WasteWeir	No	0.050	1			0.050	
							Forestry	Ha	0.1525	0.000			0.000	
							Horticulture	Ha	0.22634	0.000			0.000	
	4819	Huntergara.Kariyappa.com		30	6	Machinery	SoilMoistureConservation	TCB	0.05741	0.300	14.570	75.592	0.017	
							WasteWeir	No	0.050	2			0.100	
							Forestry	Ha	0.1525	0.000			0.000	
							Horticulture	Ha	0.22634	0.000			0.000	
	4820	MaduradharaMallareddy		30	6	Machinery	SoilMoistureConservation	TCB	0.05741	0.500	14.570	75.592	0.029	
							WasteWeir	No	0.050	2			0.100	
							Forestry	Ha	0.1525	0.000			0.000	
							Horticulture	Ha	0.22634	0.000			0.000	
	4821	YogiPrabhuraddi		31	1a	Machinery	SoilMoistureConservation	TCB	0.05741	1.500	14.570	75.592	0.086	
							WasteWeir	No	0.050	2			0.100	
							Forestry	Ha	0.1525	0.400			0.061	
							Horticulture	Ha	0.22634	0.000			0.000	
	4822	YogiVenkappaBinHanumappa		31	1b	Machinery	SoilMoistureConservation	TCB	0.05741	1.500	14.570	75.592	0.086	
							WasteWeir	No	0.050	2			0.100	
							Forestry	Ha	0.1525	0.000			0.000	
							Horticulture	Ha	0.22634	0.000			0.000	
	4823	PoojaBasavannappaBinPakkirappa		31	2	Machinery	SoilMoistureConservation	TCB	0.05741	0.700	14.570	75.592	0.040	
							WasteWeir	No	0.050	2			0.100	
							Forestry	Ha	0.1525	0.000			0.000	
							Horticulture	Ha	0.22634	0.000			0.000	
	4824	Channappa.UrfaArcachari..		31	3	Machinery	SoilMoistureConservation	TCB	0.05741	1.500	14.570	75.592	0.086	
							WasteWeir	No	0.050	2			0.100	
							Forestry	Ha	0.1525	0.000			0.000	
							Horticulture	Ha	0.22634	0.400			0.091	
	4825	PoojaFrabhu		31	4	Machinery	SoilMoistureConservation	TCB	0.05741	0.000	14.570	75.592	0.000	
							WasteWeir	No	0.050	2			0.100	
							Forestry	Ha	0.1525	0.000			0.000	
							Horticulture	Ha	0.22634	0.000			0.000	
	4826	PoojaBasappa		31	4	Machinery	SoilMoistureConservation	TCB	0.05741	1.500	14.570	75.592	0.086	
							WasteWeir	No	0.050	2			0.100	
							Forestry	Ha	0.1525	0.300			0.046	
							Horticulture	Ha	0.22634	0.000			0.000	
	4827	PoojaPrabhuBinShankrappa		31	5	Machinery	SoilMoistureConservation	TCB	0.05741	0.500	14.570	75.592	0.029	
							WasteWeir	No	0.050	2			0.100	
							Forestry	Ha	0.1525	0.000			0.000	
							Horticulture	Ha	0.22634	0.000			0.000	
	4828	PoojaKariyammaKomBeerappa		31	6	Machinery	SoilMoistureConservation	TCB	0.05741	0.500	14.570	75.592	0.029	
							WasteWeir	No	0.050	1			0.050	

								Forestry	Ha	0.1525	0.000			0.000	
								Horticulture	Ha	0.22634	0.000			0.000	

VillageName	Farmer Code	FarmerName	Aadhar Card No	Survey Number	RateType(Manually /Machinery)	ActivityType(SoilMoistureConservationActivity/Water HarvestingActivity)	ActivityName	Unit	UnitCost(InLakhs.)	Proposed Quantity	Latitude(Deg-Min-Sec)	Longitude (Deg-Min-Sec)	TotalCost (InLacs)	Site Photo
	4829	Manohar'sfatherwasRudrachariArkachari.		32	2೩	Machinery	SoilMoistureConservation	TCB	Ha	0.05741	0.300	14.570	75.592	0.017
							WasteWeir	No	0.050	1				0.050
							Forestry	Ha	0.1525	0.000				0.000
							Horticulture	Ha	0.22634	0.000				0.000
	4830	ChannappaArchachari,thefatherofthefather.		32	1	Machinery	SoilMoistureConservation	TCB	Ha	0.05741	1.500	14.570	75.592	0.086
							WasteWeir	No	0.050	2				0.100
							Forestry	Ha	0.1525	0.000				0.000
							Horticulture	Ha	0.22634	0.000				0.000
	4831	Mayagalamani.Hanamanthappa		32	2	Machinery	SoilMoistureConservation	TCB	Ha	0.05741	0.300	14.570	75.592	0.017
							WasteWeir	No	0.050	0				0.000
							Forestry	Ha	0.1525	0.300				0.046
							Horticulture	Ha	0.22634	0.000				0.000
	4832	BadigeraUrpaArcacharyChannaweerappa		32	2೨	Machinery	SoilMoistureConservation	TCB	Ha	0.05741	0.700	14.570	75.592	0.040
							WasteWeir	No	0.050	2				0.100
							Forestry	Ha	0.1525	0.000				0.000
							Horticulture	Ha	0.22634	0.000				0.000
	4833	ArchachariSrimathamma		32	2೦	Machinery	SoilMoistureConservation	TCB	Ha	0.05741	0.086	14.570	75.592	0.005
							WasteWeir	No	0.050	2				0.100
							Forestry	Ha	0.1525	0.300				0.046
							Horticulture	Ha	0.22634	0.000				0.000
	4834	Shivakumara.TheMaharudrachari.Archaic..		32	3	Machinery	SoilMoistureConservation	TCB	Ha	0.05741	0.300	14.570	75.592	0.017
							WasteWeir	No	0.050	0				0.000
							Forestry	Ha	0.1525	0.360				0.055
							Horticulture	Ha	0.22634	0.000				0.000
	4835	BadigeraUrfaArcacharyRudramma		32	4	Machinery	SoilMoistureConservation	TCB	Ha	0.05741	1.500	14.570	75.592	0.086
							WasteWeir	No	0.050	2				0.100
							Rechargepit	No	0.300	1				0.300
							Forestry	Ha	0.1525	0.000				0.000
							Horticulture	Ha	0.22634	0.000				0.000
	4836	MadanakumaraArcachari.		32	5	Machinery	SoilMoistureConservation	TCB	Ha	0.05741	0.300	14.570	75.592	0.017
							WasteWeir	No	0.050	0				0.000
							Forestry	Ha	0.1525	0.400				0.061
							Horticulture	Ha	0.22634	0.000				0.000
	4837	UmadevioftheSanganagudas		33	1+2	Machinery	SoilMoistureConservation	TCB	Ha	0.05741	0.500	14.570	75.592	0.029
							WasteWeir	No	0.050	2				0.100
							Forestry	Ha	0.1525	0.200				0.031
							Horticulture	Ha	0.22634	0.000				0.000
	4838	Sanganagoud'sBasanagouda		33	1+2	Machinery	SoilMoistureConservation	TCB	Ha	0.05741	1.500	14.570	75.592	0.086
							WasteWeir	No	0.050	0				0.000
							RC	No	0.750	1				0.750
							Forestry	Ha	0.1525	0.400				0.061
							Horticulture	Ha	0.22634	0.000				0.000
	4839	ChanabasanagoudaofSanganagoud		33	1+2	Machinery	SoilMoistureConservation	TCB	Ha	0.05741	0.300	14.570	75.592	0.017
							WasteWeir	No	0.050	1				0.050
							Forestry	Ha	0.1525	0.300				0.046
							Horticulture	Ha	0.22634	0.000				0.000
	4840	Sanganagoudasanganagouda		33	1+2	Machinery	SoilMoistureConservation	TCB	Ha	0.05741	2.000	14.570	75.592	0.115

							WasteWeir	No	0.050	2			0.100	
--	--	--	--	--	--	--	-----------	----	-------	---	--	--	-------	--

VillageName	Farmer Code	FarmerName	Aadhar Card No	Survey Number	RateType(Manually /Machine ry)	ActivityType(SoilMoistureConservationActivity/Water HarvestingActivity)	ActivityName	Unit	UnitCost(InLakhs.)	Proposed Quantity	Latitude(Deg-Min-Sec)	Longitude (Deg-Min-Sec)	TotalCost (InLacs)	Site Photo
							Forestry	Ha	0.1525	0.300			0.046	
							Horticulture	Ha	0.22634	0.000			0.000	
	4841	Hendigoud'sUrfaPatilBasanagouda		34	1	Machinery	SoilMoistureConservation	TCB	0.05741	2.000	14.570	75.592	0.115	
							WasteWeir	No	0.050	1			0.050	
							RC	No	0.750	1			0.750	
							Forestry	Ha	0.1525	0.000			0.000	
							Horticulture	Ha	0.22634	0.400			0.091	
	4842	Newcomer		34	2	Machinery	SoilMoistureConservation	TCB	0.05741	1.500	14.570	75.592	0.086	
							WasteWeir	No	0.050	0			0.000	
							RC	No	0.750	1			0.750	
							Forestry	Ha	0.1525	0.000			0.000	
							Horticulture	Ha	0.22634	0.400			0.091	
	4843	Newmaniiscalm		34	3	Machinery	SoilMoistureConservation	TCB	0.05741	0.500	14.570	75.592	0.029	
							WasteWeir	No	0.050	1			0.050	
							Forestry	Ha	0.1525	0.000			0.000	
							Horticulture	Ha	0.22634	0.000			0.000	
	4844	ChigareraSuresh		35	1	Machinery	SoilMoistureConservation	TCB	0.05741	0.500	14.570	75.592	0.029	
							WasteWeir	No	0.050	1			0.050	
							Forestry	Ha	0.1525	0.300			0.046	
							Horticulture	Ha	0.22634	0.000			0.000	
	4845	PoojaKarabasappa		35	2	Machinery	SoilMoistureConservation	TCB	0.05741	2.000	14.570	75.592	0.115	
							WasteWeir	No	0.050	2			0.100	
							Forestry	Ha	0.1525	0.400			0.061	
							Horticulture	Ha	0.22634	0.000			0.000	
	4846	PoojaBasappa		35	3	Machinery	SoilMoistureConservation	TCB	0.05741	0.700	14.570	75.592	0.040	
							WasteWeir	No	0.050	1			0.050	
							Forestry	Ha	0.1525	0.000			0.000	
							Horticulture	Ha	0.22634	0.000			0.000	
	4847	PoojaKarabasappa		35	4	Machinery	SoilMoistureConservation	TCB	0.05741	1.500	14.570	75.592	0.086	
							WasteWeir	No	0.050	1			0.050	
							Forestry	Ha	0.1525	0.000			0.000	
							Horticulture	Ha	0.22634	0.000			0.000	
	4848	ChigareraShivanavvaCo.Shivappa		35	5	Machinery	SoilMoistureConservation	TCB	0.05741	0.300	14.570	75.592	0.017	
							WasteWeir	No	0.050	0			0.000	
							Forestry	Ha	0.1525	0.000			0.000	
							Horticulture	Ha	0.22634	0.000			0.000	
	4849	ChigareraSureshappa		35	5	Machinery	SoilMoistureConservation	TCB	0.05741	0.300	14.570	75.592	0.017	
							WasteWeir	No	0.050	1			0.050	
							Forestry	Ha	0.1525	0.000			0.000	
							Horticulture	Ha	0.22634	0.000			0.000	
	4850	PoojaHalappa		35	6	Machinery	SoilMoistureConservation	TCB	0.05741	1.500	14.570	75.592	0.086	
							WasteWeir	No	0.050	1			0.050	
							Forestry	Ha	0.1525	0.000			0.000	
							Horticulture	Ha	0.22634	0.000			0.000	
	4851	PoojaFakkirappa		35	7	Machinery	SoilMoistureConservation	TCB	0.05741	0.300	14.570	75.592	0.017	
							WasteWeir	No	0.050	1			0.050	
							Forestry	Ha	0.1525	0.000			0.000	

							Horticulture	Ha	0.22634	0.000			0.000
4852	ChigareraMalikiwwa		35	8	Machinery	SoilMoistureConservation	TCB	Ha	0.05741	0.500	14.570	75.592	0.029



VillageName	Farmer Code	FarmerName	Aadhar Card No	Survey Number	RateType(Manually /Machine ry)	ActivityType(SoilMoistureCo nservationActivity/Water HarvestingActivity)	ActivityName	Unit	UnitCost( InLakhs.)	Proposed Quantity	Latitude( Deg-Min- Sec)	Longitude (Deg-Min- Sec)	TotalCost (InLacs)	Site Photo
							WasteWeir	No	0.050	1			0.050	
							Forestry	Ha	0.1525	0.000			0.000	
							Horticulture	Ha	0.22634	0.000			0.000	
	4853	ChigareraNeelavamCoFakkirappa		35	8	Machinery	SoilMoistureConservation	TCB	Ha	0.05741	0.500	14.570	75.592	0.029
							WasteWeir	No	0.050	1			0.050	
							Forestry	Ha	0.1525	0.000			0.000	
							Horticulture	Ha	0.22634	0.000			0.000	
	4854	BlacksmithGuddappa		36	1	Machinery	SoilMoistureConservation	TCB	Ha	0.05741	1.500	14.570	75.592	0.086
							WasteWeir	No	0.050	2			0.100	
							Forestry	Ha	0.1525	0.300			0.046	
							Horticulture	Ha	0.22634	0.000			0.000	
	4855	BlacksmithLaxmidevi		36	10	Machinery	SoilMoistureConservation	TCB	Ha	0.05741	0.700	14.570	75.592	0.040
							WasteWeir	No	0.050	2			0.100	
							Forestry	Ha	0.1525	0.000			0.000	
							Horticulture	Ha	0.22634	0.000			0.000	
	4856	RudragaudaGuralingappagouda.		36	11	Machinery	SoilMoistureConservation	TCB	Ha	0.05741	0.300	14.570	75.592	0.017
							WasteWeir	No	0.050	0			0.000	
							Forestry	Ha	0.1525	0.200			0.031	
							Horticulture	Ha	0.22634	0.000			0.000	
	4857	KumaraMaunachari		36	2	Machinery	SoilMoistureConservation	TCB	Ha	0.05741	0.500	14.570	75.592	0.029
							WasteWeir	No	0.050	1			0.050	
							Forestry	Ha	0.1525	0.000			0.000	
							Horticulture	Ha	0.22634	0.000			0.000	
	4858	BlacksmithMaheshappa		36	3	Machinery	SoilMoistureConservation	TCB	Ha	0.05741	1.500	14.570	75.592	0.086
							WasteWeir	No	0.050	2			0.100	
							Forestry	Ha	0.1525	0.300			0.046	
							Horticulture	Ha	0.22634	0.000			0.000	
	4859	BlacksmithJagadish		36	4	Machinery	SoilMoistureConservation	TCB	Ha	0.05741	1.500	14.570	75.592	0.086
							WasteWeir	No	0.050	2			0.100	
							Forestry	Ha	0.1525	0.300			0.046	
							RC	No	0.750	1			0.750	
							Horticulture	Ha	0.22634	0.000			0.000	
	4860	Blacksmithsumangalakomguddachari		36	4	Machinery	SoilMoistureConservation	TCB	Ha	0.05741	0.700	14.570	75.592	0.040
							WasteWeir	No	0.050	2			0.100	
							RC	No	0.750	1			0.750	
							Forestry	Ha	0.1525	0.400			0.061	
							Horticulture	Ha	0.22634	0.000			0.000	
	4861	NewmaniParameswarappa		36	5	Machinery	SoilMoistureConservation	TCB	Ha	0.05741	0.300	14.570	75.592	0.017
							WasteWeir	No	0.050	0			0.000	
							Forestry	Ha	0.1525	0.000			0.000	
							Horticulture	Ha	0.22634	0.000			0.000	
	4862	AnnapurnaKomPrevachariKumara		36	6	Machinery	SoilMoistureConservation	TCB	Ha	0.05741	0.500	14.570	75.592	0.029
							WasteWeir	No	0.050	0			0.000	
							Forestry	Ha	0.1525	0.000			0.000	
							Horticulture	Ha	0.22634	0.000			0.000	
	4863	Blacksmithkallamkomparameshappauncousin		36	7	Machinery	SoilMoistureConservation	TCB	Ha	0.05741	0.800	14.570	75.592	0.046
							WasteWeir	No	0.050	1			0.050	

								Forestry	Ha	0.1525	0.000			0.000
								Horticulture	Ha	0.22634	0.000			0.000

VillageName	Farmer Code	FarmerName	Aadhar Card No	Survey Number	RateType(Manually /Machine ry)	ActivityType(SoilMoistureCo nservervationActivity/Water HarvestingActivity)	ActivityName	Unit	UnitCost( InLakhs.)	Proposed Quantity	Latitude( Deg-Min- Sec)	Longitude (Deg-Min- Sec)	TotalCost (InLacs)	Site Photo
	4864	TheblacksmithChandrappa		36	8	Machinery	SoilMoistureConservation	TCB	Ha	0.05741	0.300	14.570	75.592	0.017
							WasteWeir	No	0.050	0				0.000
							Forestry	Ha	0.1525	0.500				0.076
							Horticulture	Ha	0.22634	0.000				0.000
	4865	Hendigoud'sUrfaPatilBasanagouda		36	9	Machinery	SoilMoistureConservation	TCB	Ha	0.05741	0.800	14.570	75.592	0.046
							WasteWeir	No	0.050	2				0.100
							Forestry	Ha	0.1525	0.200				0.031
							Horticulture	Ha	0.22634	0.000				0.000
	4866	BangeraPremalavvaCoGovindappa		37	2೩	Machinery	SoilMoistureConservation	TCB	Ha	0.05741	0.500	14.570	75.592	0.029
							WasteWeir	No	0.050	0				0.000
							Forestry	Ha	0.1525	0.200				0.031
							Horticulture	Ha	0.22634	0.000				0.000
	4867	PoojaKrishnappa		37	1	Machinery	SoilMoistureConservation	TCB	Ha	0.05741	0.800	14.570	75.592	0.046
							WasteWeir	No	0.050	2				0.100
							Forestry	Ha	0.1525	0.300				0.046
							Horticulture	Ha	0.22634	0.000				0.000
	4868	Mudhila'sRatnamma		37	10	Machinery	SoilMoistureConservation	TCB	Ha	0.05741	0.800	14.570	75.592	0.046
							WasteWeir	No	0.050	0				0.000
							RC	No	0.750	1				0.750
							Forestry	Ha	0.1525	0.000				0.000
							Horticulture	Ha	0.22634	0.000				0.000
	4869	BangeraPremalavvaCoGovindappa		37	11	Machinery	SoilMoistureConservation	TCB	Ha	0.05741	0.500	14.570	75.592	0.029
							WasteWeir	No	0.050	1				0.050
							Forestry	Ha	0.1525	0.000				0.000
							Horticulture	Ha	0.22634	0.000				0.000
	4870	ChigareraSureshappaKariyappa		37	12	Machinery	SoilMoistureConservation	TCB	Ha	0.05741	0.300	14.570	75.592	0.017
							WasteWeir	No	0.050	1				0.050
							Forestry	Ha	0.1525	0.000				0.000
							Horticulture	Ha	0.22634	0.000				0.000
	4871	PoojaShivappa		37	2೨	Machinery	SoilMoistureConservation	TCB	Ha	0.05741	0.500	14.570	75.592	0.029
							WasteWeir	No	0.050	1				0.050
							Forestry	Ha	0.1525	0.200				0.031
							Horticulture	Ha	0.22634	0.000				0.000
	4872	PoojaKariyappa		37	2೪	Machinery	SoilMoistureConservation	TCB	Ha	0.05741	0.500	14.570	75.592	0.029
							WasteWeir	No	0.050	1				0.050
							Forestry	Ha	0.1525	0.000				0.000
							Horticulture	Ha	0.22634	0.000				0.000
	4873	PoojaKariyappa		37	2೩	Machinery	SoilMoistureConservation	TCB	Ha	0.05741	1.500	14.570	75.592	0.086
							WasteWeir	No	0.050	1				0.050
							LRRS	No	2.500	1				2.500
							Forestry	Ha	0.1525	0.200				0.031
							Horticulture	Ha	0.22634	0.000				0.000
	4874	Savitra		37	3	Machinery	SoilMoistureConservation	TCB	Ha	0.05741	0.500	14.570	75.592	0.029
							WasteWeir	No	0.050	1				0.050
							Forestry	Ha	0.1525	0.200				0.031
							Horticulture	Ha	0.22634	0.000				0.000
	4875	ChigareraChandrappa		37	4	Machinery	SoilMoistureConservation	TCB	Ha	0.05741	0.300	14.570	75.592	0.017

								WasteWeir	No	0.050	0			0.000
								Forestry	Ha	0.1525	0.000			0.000
								Horticulture	Ha	0.22634	0.000			0.000
	4876	ChigareraShivanavvaCo.S Shivappa		37	4	Machinery	SoilMoistureConservation	TCB	Ha	0.05741	0.500	14.570	75.592	0.029
								WasteWeir	No	0.050	2			0.100

VillageName	Farmer Code	FarmerName	Aadhar Card No	Survey Number	RateType(Manually /Machinery)	ActivityType(SoilMoistureConservationActivity/Water HarvestingActivity)	ActivityName	Unit	UnitCost(InLakhs.)	Proposed Quantity	Latitude(Deg-Min-Sec)	Longitude (Deg-Min-Sec)	TotalCost (InLacs)	Site Photo
							Forestry	Ha	0.1525	0.300			0.046	
							Horticulture	Ha	0.22634	0.000			0.000	
	4877	PoojaFakirappa		37	5	Machinery	SoilMoistureConservation	TCB	0.05741	0.500	14.570	75.592	0.029	
							WasteWeir	No	0.050	2			0.100	
							Forestry	Ha	0.1525	0.300			0.046	
							Horticulture	Ha	0.22634	0.000			0.000	
	4878	PoojaDharmappa		37	6	Machinery	SoilMoistureConservation	TCB	0.05741	0.500	14.570	75.592	0.029	
							WasteWeir	No	0.050	2			0.100	
							Forestry	Ha	0.1525	0.000			0.000	
							Horticulture	Ha	0.22634	0.000			0.000	
	4879	Pakikirappa'sfatherisKempannaPujara.		37	7	Machinery	SoilMoistureConservation	TCB	0.05741	0.500	14.570	75.592	0.029	
							WasteWeir	No	0.050	2			0.100	
							Forestry	Ha	0.1525	0.400			0.061	
							Horticulture	Ha	0.22634	0.200			0.045	
	4880	PoojaRamappa		37	8	Machinery	SoilMoistureConservation	TCB	0.05741	0.500	14.570	75.592	0.029	
							WasteWeir	No	0.050	2			0.100	
							Forestry	Ha	0.1525	0.300			0.046	
							Horticulture	Ha	0.22634	0.000			0.000	
	4881	VijayaofParappana		37	9	Machinery	SoilMoistureConservation	TCB	0.05741	0.500	14.570	75.592	0.029	
							WasteWeir	No	0.050	2			0.100	
							Forestry	Ha	0.1525	0.200			0.031	
							Horticulture	Ha	0.22634	0.000			0.000	
	4882	Newmaniiscalm		38	1e9	Machinery	SoilMoistureConservation	TCB	0.05741	1.500	14.570	75.592	0.086	
							WasteWeir	No	0.050	2			0.100	
							RC	No	0.750	1			0.750	
							Forestry	Ha	0.1525	0.000			0.000	
							Horticulture	Ha	0.22634	0.000			0.000	
	4883	Hendigoud'sUrpaPatilBasanagouda		38	1e0	Machinery	SoilMoistureConservation	TCB	0.05741	1.500	14.570	75.592	0.086	
							WasteWeir	No	0.050	2			0.100	
							RC	No	0.750	1			0.750	
							Forestry	Ha	0.1525	0.000			0.000	
							Horticulture	Ha	0.22634	0.000			0.000	
	4884	NewcomerParameshappa		38	2	Machinery	SoilMoistureConservation	TCB	0.05741	2.000	14.570	75.592	0.115	
							WasteWeir	No	0.050	3			0.150	
							Forestry	Ha	0.1525	0.000			0.000	
							Horticulture	Ha	0.22634	0.000			0.000	
	4885	Kallappagoud'sJayamma		38	3	Machinery	SoilMoistureConservation	TCB	0.05741	1.500	14.570	75.592	0.086	
							WasteWeir	No	0.050	1			0.050	
							RC	No	0.750	1			0.750	
							Forestry	Ha	0.1525	0.000			0.000	
							Horticulture	Ha	0.22634	0.000			0.000	
	4886	SivanagoudaofKallappagoud		38	4	Machinery	SoilMoistureConservation	TCB	0.05741	2.000	14.570	75.592	0.115	
							WasteWeir	No	0.050	2			0.100	
							RC	No	0.750	1			0.750	
							Forestry	Ha	0.1525	0.000			0.000	
							Horticulture	Ha	0.22634	0.000			0.000	
	4887	Kallappagoud'sKaregowda		38	5	Machinery	SoilMoistureConservation	TCB	0.05741	1.500	14.570	75.592	0.086	

VillageName	Farmer Code	FarmerName	Aadhar Card No	Survey Number	RateType(Manually /Machinery)	ActivityType(SoilMoistureConservationActivity/Water HarvestingActivity)	ActivityName	Unit	UnitCost(InLakhs.)	Proposed Quantity	Latitude(Deg-Min-Sec)	Longitude (Deg-Min-Sec)	TotalCost (InLacs)	Site Photo
							WasteWeir	No	0.050	2			0.100	
							Forestry	Ha	0.1525	0.500			0.076	
							Horticulture	Ha	0.22634	0.000			0.000	
	4888	Sanganagoud'sKaregowda		39	1	Machinery	SoilMoistureConservation	TCB	Ha	0.05741	1.500	14.570	75.592	0.086
							WasteWeir	No	0.050	2			0.100	
							Forestry	Ha	0.1525	0.000			0.000	
							Horticulture	Ha	0.22634	0.400			0.091	
	4889	SanganagoudraNaganagoudra		39	11	Machinery	SoilMoistureConservation	TCB	Ha	0.05741	0.500	14.570	75.592	0.029
							WasteWeir	No	0.050	0			0.000	
							Forestry	Ha	0.1525	0.000			0.000	
							Horticulture	Ha	0.22634	0.000			0.000	
	4890	SanganagoudaBasanagoudabinKaregowda		39	12	Machinery	SoilMoistureConservation	TCB	Ha	0.05741	0.500	14.570	75.592	0.029
							WasteWeir	No	0.050	2			0.100	
							Forestry	Ha	0.1525	0.300			0.046	
							Horticulture	Ha	0.22634	0.000			0.000	
	4891	Sanganagoudasankaragowdabinsivanagouda		39	13	Machinery	SoilMoistureConservation	TCB	Ha	0.05741	0.500	14.570	75.592	0.029
							WasteWeir	No	0.050	1			0.050	
							Forestry	Ha	0.1525	0.400			0.061	
							LRRS	No	2.500	1			2.500	
							Horticulture	Ha	0.22634	0.000			0.000	
	4892	TheParameshwaragoudofSanganagoud		39	2	Machinery	SoilMoistureConservation	TCB	Ha	0.05741	0.800	14.570	75.592	0.046
							WasteWeir	No	0.050	3			0.150	
							Forestry	Ha	0.1525	0.500			0.076	
							Horticulture	Ha	0.22634	0.000			0.000	
	4893	Sanganagoud'sKaregowdabinBasanagouda		39	3	Machinery	SoilMoistureConservation	TCB	Ha	0.05741	1.500	14.570	75.592	0.086
							WasteWeir	No	0.050	3			0.150	
							Forestry	Ha	0.1525	0.300			0.046	
							Horticulture	Ha	0.22634	0.400			0.091	
	4894	Sanganagoudabinbasanagouda		39	4+5	Machinery	SoilMoistureConservation	TCB	Ha	0.05741	0.800	14.570	75.592	0.046
							WasteWeir	No	0.050	2			0.100	
							Forestry	Ha	0.1525	0.200			0.031	
							Horticulture	Ha	0.22634	0.000			0.000	
	4895	Sanganagoud'sKaregowda		39	4+5	Machinery	SoilMoistureConservation	TCB	Ha	0.05741	0.800	14.570	75.592	0.046
							WasteWeir	No	0.050	2			0.100	
							RC	No	0.750	1			0.750	
							Forestry	Ha	0.1525	0.000			0.000	
							Horticulture	Ha	0.22634	0.000			0.000	
	4896	ChanabasanagoudaofSanganagoud		39	6	Machinery	SoilMoistureConservation	TCB	Ha	0.05741	0.500	14.570	75.592	0.029
							WasteWeir	No	0.050	2			0.100	
							Forestry	Ha	0.1525	0.000			0.000	
							Horticulture	Ha	0.22634	0.400			0.091	
	4897	Linganagouda'sfatherisKarengaudaSanganagou		39	7+8	Machinery	SoilMoistureConservation	TCB	Ha	0.05741	0.500	14.570	75.592	0.029
							WasteWeir	No	0.050	2			0.100	
							Forestry	Ha	0.1525	0.200			0.031	
							Horticulture	Ha	0.22634	0.000			0.000	
	4898	Sanganagoud'sKaregowdabinBasanagouda		39	9+10	Machinery	SoilMoistureConservation	TCB	Ha	0.05741	1.500	14.570	75.592	0.086
							WasteWeir	No	0.050	1			0.050	

								RC	No	0.750	1			0.750
								Forestry	Ha	0.1525	0.000			0.000

VillageName	Farmer Code	FarmerName	Aadhar Card No	Survey Number	RateType (Manually/Machinery)	ActivityType(SoilMoisture ConservationActivity/WaterHarvestingActivity)	ActivityName	Unit	UnitCost(InLakhs.)	Proposed Quantity	Latitude (Deg-Min-Sec)	Longitude (Deg-Min-Sec)	TotalCost (InLacs)	Site Photo
							Horticulture	Ha	0.22634	0.400			0.091	
	4899	MaywoodiGannappa		40	1	Machinery	SoilMoistureConservation	TCB	Ha	0.05741	1.650	14.570	75.592	0.095
							WasteWeir	No	0.050	2				0.100
							Forestry	Ha	0.1525	0.200				0.031
							Horticulture	Ha	0.22634	0.000				0.000
	4900	MayuwundiSanjeevappaBinRamappa		40	1	Machinery	SoilMoistureConservation	TCB	Ha	0.05741	1.650	14.570	75.592	0.095
							WasteWeir	No	0.050	2				0.100
							Forestry	Ha	0.1525	0.300				0.046
							Horticulture	Ha	0.22634	0.000				0.000
	4901	Girardi		40	2	Machinery	SoilMoistureConservation	TCB	Ha	0.05741	0.800	14.570	75.592	0.046
							WasteWeir	No	0.050	2				0.100
							Forestry	Ha	0.1525	0.000				0.000
							Horticulture	Ha	0.22634	0.000				0.000
	4902	MayvundiDevakka		40	2	Machinery	SoilMoistureConservation	TCB	Ha	0.05741	1.650	14.570	75.592	0.095
							WasteWeir	No	0.050	2				0.100
							Forestry	Ha	0.1525	0.400				0.061
							Horticulture	Ha	0.22634	0.000				0.000
	4903	Gundappa'sKarabasappa		41	1	Machinery	SoilMoistureConservation	TCB	Ha	0.05741	2.000	14.570	75.592	0.115
							WasteWeir	No	0.050	2				0.100
							Forestry	Ha	0.1525	0.400				0.061
							Horticulture	Ha	0.22634	0.000				0.000
	4904	ThefatherofBasavaraderaMudakappais	Bhimara	41	2	Machinery	SoilMoistureConservation	TCB	Ha	0.05741	0.800	14.570	75.592	0.046
							WasteWeir	No	0.050	2				0.100
							Forestry	Ha	0.1525	0.400				0.061
							Horticulture	Ha	0.22634	0.000				0.000
	4905	Gundappa'sUrfactionShashi		41	3	Machinery	SoilMoistureConservation	TCB	Ha	0.05741	0.800	14.570	75.592	0.046
							WasteWeir	No	0.050	2				0.100
							Forestry	Ha	0.1525	0.000				0.000
							Horticulture	Ha	0.22634	0.000				0.000
	4906	BharamappaDesura.		41	4	Machinery	SoilMoistureConservation	TCB	Ha	0.05741	2.400	14.570	75.592	0.138
							WasteWeir	No	0.050	2				0.100
							Forestry	Ha	0.1525	0.300				0.046
							Horticulture	Ha	0.22634	0.000				0.000
	4907	GirardiMauneshabinBasavardi		42	1	Machinery	SoilMoistureConservation	TCB	Ha	0.05741	2.400	14.570	75.592	0.138
							WasteWeir	No	0.050	2				0.100
							Forestry	Ha	0.1525	0.000				0.000
							Horticulture	Ha	0.22634	0.400				0.091
	4908	GirardiThevaradi		42	2	Machinery	SoilMoistureConservation	TCB	Ha	0.05741	2.400	14.570	75.592	0.138
							WasteWeir	No	0.050	2				0.100
							Forestry	Ha	0.1525	0.300				0.046
							Horticulture	Ha	0.22634	0.000				0.000
	4909	GirardiThirakappa		42	2	Machinery	SoilMoistureConservation	TCB	Ha	0.05741	1.650	14.570	75.592	0.095
							WasteWeir	No	0.050	0				0.000
							RC	No	0.750	1				0.750
							Forestry	Ha	0.1525	0.000				0.000
							Horticulture	Ha	0.22634	0.000				0.000
	4910	GirardiHemaraddybinBasavarady		42	3	Machinery	SoilMoistureConservation	TCB	Ha	0.05741	1.650	14.570	75.592	0.095



								WasteWeir	No	0.050	2			0.100
								Forestry	Ha	0.1525	0.200			0.031
								Horticulture	Ha	0.22634	0.000			0.000



							Horticulture	Ha	0.22634	0.000			0.000	
--	--	--	--	--	--	--	--------------	----	---------	-------	--	--	-------	--

VillageName	Farmer Code	FarmerName	Aadhar Card No	Survey Number	RateType(Manually /Machinery)	ActivityType(SoilMoistureConservationActivity/WaterHarvestingActivity)	ActivityName	Unit	UnitCost(InLakhs.)	Proposed Quantity	Latitude(Deg-Min-Sec)	Longitude (Deg-Min-Sec)	TotalCost (InLacs)	Site Photo
	4923	Shobha.KomRajasekhara.Thefootpath.		45	2	Machinery	SoilMoistureConservation	TCB	Ha	0.05741	0.600	14.570	75.592	0.034
							WasteWeir	No	0.050	1				0.050
							Forestry	Ha	0.1525	0.000				0.000
							Horticulture	Ha	0.22634	0.000				0.000
	4924	Ningappa.Karabasappa.Faction..		45	3	Machinery	SoilMoistureConservation	TCB	Ha	0.05741	0.600	14.570	75.592	0.034
							WasteWeir	No	0.050	1				0.050
							Forestry	Ha	0.1525	0.000				0.000
							Horticulture	Ha	0.22634	0.000				0.000
	4925	BasappaDesura.		46	*	Machinery	SoilMoistureConservation	TCB	Ha	0.05741	2.400	14.570	75.592	0.138
							WasteWeir	No	0.050	3				0.150
							Forestry	Ha	0.1525	0.200				0.031
							WaterHarvestingActivity	FarmPond	No	1.040	1			1.040
							Horticulture	Ha	0.22634	0.000				0.000
	4926	LinganagoudaKaregowda		47	*	Machinery	SoilMoistureConservation	TCB	Ha	0.05741	1.650	14.570	75.592	0.095
							WasteWeir	No	0.050	2				0.100
							Forestry	Ha	0.1525	0.200				0.031
							Horticulture	Ha	0.22634	0.000				0.000
	4927	Linganagoudasomnagowdabinbasanagouda		47	*	Machinery	SoilMoistureConservation	TCB	Ha	0.05741	1.650	14.570	75.592	0.095
							WasteWeir	No	0.050	2				0.100
							Forestry	Ha	0.1525	0.000				0.000
							Horticulture	Ha	0.22634	0.000				0.000
	4928	BasimaniBasanagowda		48	1	Machinery	SoilMoistureConservation	TCB	Ha	0.05741	0.800	14.570	75.592	0.046
							WasteWeir	No	0.050	2				0.100
							Forestry	Ha	0.1525	0.300				0.046
							Horticulture	Ha	0.22634	0.000				0.000
	4929	Thepathway		48	2	Machinery	SoilMoistureConservation	TCB	Ha	0.05741	0.800	14.570	75.592	0.046
							WasteWeir	No	0.050	1				0.050
							Forestry	Ha	0.1525	0.100				0.015
							Horticulture	Ha	0.22634	0.000				0.000
	4930	BasimaniBasanagowda		49	1	Machinery	SoilMoistureConservation	TCB	Ha	0.05741	0.800	14.570	75.592	0.046
							WasteWeir	No	0.050	2				0.100
							Forestry	Ha	0.1525	0.200				0.031
							Horticulture	Ha	0.22634	0.000				0.000
	4931	HathimaniDevendrappaUrfaDevendraGowda		49	2	Machinery	SoilMoistureConservation	TCB	Ha	0.05741	0.600	14.570	75.592	0.034
							WasteWeir	No	0.050	2				0.100
							Forestry	Ha	0.1525	0.300				0.046
							Horticulture	Ha	0.22634	0.000				0.000
	4932	HathimaniChanabasanagowda		49	3	Machinery	SoilMoistureConservation	TCB	Ha	0.05741	0.600	14.570	75.592	0.034
							WasteWeir	No	0.050	1				0.050
							Forestry	Ha	0.1525	0.200				0.031
							Horticulture	Ha	0.22634	0.000				0.000
	4933	HanumanthappaShidenura.		49	4	Machinery	SoilMoistureConservation	TCB	Ha	0.05741	0.600	14.570	75.592	0.034
							WasteWeir	No	0.050	1				0.050
							Forestry	Ha	0.1525	0.000				0.000
							Horticulture	Ha	0.22634	0.000				0.000
	4934	PutnamgowdaPathimani.		49	5	Machinery	SoilMoistureConservation	TCB	Ha	0.05741	0.600	14.570	75.592	0.034
							WasteWeir	No	0.050	1				0.050

							Forestry	Ha	0.1525	0.000			0.000	
--	--	--	--	--	--	--	----------	----	--------	-------	--	--	-------	--

VillageName	Farmer Code	FarmerName	Aadhar Card No	Survey Number	RateType(Manually /Machine ry)	ActivityType(SoilMoistureCon nservationActivity/Water HarvestingActivity)	ActivityName	Unit	UnitCost( InLakhs.)	Proposed Quantity	Latitude( Deg-Min- Sec)	Longitude (Deg-Min- Sec)	TotalCost (InLacs)	Site Photo
							Horticulture	Ha	0.22634	0.000			0.000	
	4935	SmallGoud'sSharavavamCoKaregowda		50	1	Machinery	SoilMoistureConservation	TCB	Ha	0.05741	0.600	14.570	75.592	0.034
							WasteWeir	No	0.050	1				0.050
							Forestry	Ha	0.1525	0.000				0.000
							Horticulture	Ha	0.22634	0.000				0.000
	4936	SmallGouard'sSharavavumCoKaregowd	a	50	2	Machinery	SoilMoistureConservation	TCB	Ha	0.05741	0.800	14.570	75.592	0.046
							WasteWeir	No	0.050	1				0.050
							Forestry	Ha	0.1525	0.000				0.000
							Horticulture	Ha	0.22634	0.000				0.000
	4937	AnvariBasappa		51	*	Machinery	SoilMoistureConservation	TCB	Ha	0.05741	0.900	14.570	75.592	0.052
							WasteWeir	No	0.050	1				0.050
							Forestry	Ha	0.1525	0.000				0.000
							Horticulture	Ha	0.22634	0.000				0.000
	4938	Kallappagoud'sLinganagoudabinBasana	gouda	52	*	Machinery	SoilMoistureConservation	TCB	Ha	0.05741	0.900	14.570	75.592	0.052
							WasteWeir	No	0.050	1				0.050
							Forestry	Ha	0.1525	0.000				0.000
							Horticulture	Ha	0.22634	0.000				0.000
	4939	ManjappaMahadevappaAnvari.		53	1	Machinery	SoilMoistureConservation	TCB	Ha	0.05741	0.300	14.570	75.592	0.017
							WasteWeir	No	0.050	2				0.100
							Forestry	Ha	0.1525	0.000				0.000
							Horticulture	Ha	0.22634	0.000				0.000
	4940	AnvariManjappa		53	2	Machinery	SoilMoistureConservation	TCB	Ha	0.05741	1.650	14.570	75.592	0.095
							WasteWeir	No	0.050	2				0.100
							Forestry	Ha	0.1525	0.000				0.000
							Horticulture	Ha	0.22634	0.000				0.000
	4941	ManjappaMahadevappaAnvari.		54	*	Machinery	SoilMoistureConservation	TCB	Ha	0.05741	0.600	14.570	75.592	0.034
							WasteWeir	No	0.050	1				0.050
							Forestry	Ha	0.1525	0.000				0.000
							Horticulture	Ha	0.22634	0.000				0.000
	4942	Guddappa'sfatherisShivappaHollyamma's.		55	*	Machinery	SoilMoistureConservation	TCB	Ha	0.05741	1.650	14.570	75.592	0.095
							WasteWeir	No	0.050	1				0.050
							Forestry	Ha	0.1525	0.000				0.000
							Horticulture	Ha	0.22634	0.000				0.000
	4943	SereneAnvari.		56	*	Machinery	SoilMoistureConservation	TCB	Ha	0.05741	1.650	14.570	75.592	0.095
							WasteWeir	No	0.050	2				0.100
							Forestry	Ha	0.1525	0.000				0.000
							Horticulture	Ha	0.22634	0.000				0.000
	4944	HunumavvuKomDiyappaofDurga		57	*	Machinery	SoilMoistureConservation	TCB	Ha	0.05741	0.086	14.570	75.592	0.005
							WasteWeir	No	0.050	2				0.100
							Forestry	Ha	0.1525	0.000				0.000
							Horticulture	Ha	0.22634	0.000				0.000
	4945	HunumavvuKomDiyappaofDurga		58	*	Machinery	SoilMoistureConservation	TCB	Ha	0.05741	1.650	14.570	75.592	0.095
							WasteWeir	No	0.050	2				0.100
							Forestry	Ha	0.1525	0.000				0.000
							Horticulture	Ha	0.22634	0.000				0.000
	4946	Sanganagoudabinbasanagouda		59	1	Machinery	SoilMoistureConservation	TCB	Ha	0.05741	0.900	14.570	75.592	0.052
							WasteWeir	No	0.050	2				0.100

								Forestry	Ha	0.1525	0.000			0.000
								Horticulture	Ha	0.22634	0.000			0.000
	4947	Sanganagoudasankaragowda		59	2	Machinery	SoilMoistureConservation	TCB	Ha	0.05741	0.900	14.570	75.592	0.052
								WasteWeir	No	0.050	0			0.000
								RC	No	0.750	1			0.750

VillageName	Farmer Code	FarmerName	Aadhar Card No	Survey Number	RateType(Manually /Machine ry)	ActivityType(SoilMoistureCo nsertionActivity/Water HarvestingActivity)	ActivityName	Unit	UnitCost( InLakhs.)	Proposed Quantity	Latitude( Deg-Min- Sec)	Longitude (Deg-Min- Sec)	TotalCost (InLacs)	Site Photo
							Forestry	Ha	0.1525	0.000			0.000	
							Horticulture	Ha	0.22634	0.000			0.000	
	4948	Sanganagoudasankaragowda		59	3	Machinery	SoilMoistureConservation	TCB	0.05741	1.650	14.570	75.592	0.095	
							WasteWeir	No	0.050	0			0.000	
							RC	No	0.750	1			0.750	
							Forestry	Ha	0.1525	0.300			0.046	
							Horticulture	Ha	0.22634	0.000			0.000	
	4949	SmallGouard'sSharavavumCoKaregowd	a	60	*	Machinery	SoilMoistureConservation	TCB	0.05741	1.650	14.570	75.592	0.095	
							WasteWeir	No	0.050	2			0.100	
							Forestry	Ha	0.1525	0.000			0.000	
							Horticulture	Ha	0.22634	0.400			0.091	
	4950	ShantaDeviofSanganagoud		61	1+2	Machinery	SoilMoistureConservation	TCB	0.05741	0.900	14.570	75.592	0.052	
							WasteWeir	No	0.050	2			0.100	
							Forestry	Ha	0.1525	0.000			0.000	
							Horticulture	Ha	0.22634	0.000			0.000	
	4951	Polisagoud'sKaregowda		61	3	Machinery	SoilMoistureConservation	TCB	0.05741	0.300	14.570	75.592	0.017	
							WasteWeir	No	0.050	1			0.050	
							Forestry	Ha	0.1525	0.000			0.000	
							Horticulture	Ha	0.22634	0.000			0.000	
	4952	MudheelaKarabasappa		61	4+5+6A	Machinery	SoilMoistureConservation	TCB	0.05741	0.300	14.570	75.592	0.017	
							WasteWeir	No	0.050	2			0.100	
							Forestry	Ha	0.1525	0.000			0.000	
							Horticulture	Ha	0.22634	0.000			0.000	
	4953	MudiyalaShivappa		61	6+7	Machinery	SoilMoistureConservation	TCB	0.05741	0.300	14.570	75.592	0.017	
							WasteWeir	No	0.050	0			0.000	
							Forestry	Ha	0.1525	0.000			0.000	
							Horticulture	Ha	0.22634	0.000			0.000	
	4954	Polisagoud'sKaregowda		61	8	Machinery	SoilMoistureConservation	TCB	0.05741	0.300	14.570	75.592	0.017	
							WasteWeir	No	0.050	0			0.000	
							Forestry	Ha	0.1525	0.000			0.000	
							Horticulture	Ha	0.22634	0.000			0.000	
	4955	MudiyalaChanabasappa		61	9	Machinery	SoilMoistureConservation	TCB	0.05741	0.000	14.570	75.592	0.000	
							WasteWeir	No	0.050	0			0.000	
							Forestry	Ha	0.1525	0.000			0.000	
							Horticulture	Ha	0.22634	0.000			0.000	
	4956	Basanagoudaofthepolice		62	1	Machinery	SoilMoistureConservation	TCB	0.05741	0.600	14.570	75.592	0.034	
							WasteWeir	No	0.050	1			0.050	
							Forestry	Ha	0.1525	0.000			0.000	
							Horticulture	Ha	0.22634	0.000			0.000	
	4957	Policegoud'sNagammaUrfNagarat'sKamGangan		62	2	Machinery	SoilMoistureConservation	TCB	0.05741	0.600	14.570	75.592	0.034	
							WasteWeir	No	0.050	1			0.050	
							Forestry	Ha	0.1525	0.000			0.000	
							Horticulture	Ha	0.22634	0.000			0.000	
	4958	Sankaragowdaofthepolice		62	3	Machinery	SoilMoistureConservation	TCB	0.05741	0.300	14.570	75.592	0.017	
							WasteWeir	No	0.050	1			0.050	
							Forestry	Ha	0.1525	0.000			0.000	
							Horticulture	Ha	0.22634	0.000			0.000	



	4959	PolicemanGowda		62	4	Machinery	SoilMoistureConservation	TCB	Ha	0.05741	0.300	14.570	75.592	0.017	
								WasteWeir	No	0.050	1			0.050	
								Forestry	Ha	0.1525	0.000			0.000	
								Horticulture	Ha	0.22634	0.000			0.000	
	4960	Policegoud'sKaregowda		62	5	Machinery	SoilMoistureConservation	TCB	Ha	0.05741	0.600	14.570	75.592	0.034	

VillageName	Farmer Code	FarmerName	Aadhar Card No	Survey Number	RateType(Manually /Machine ry)	ActivityType(SoilMoistureCo nsertionActivity/Water HarvestingActivity)	ActivityName	Unit	UnitCost( InLakhs.)	Proposed Quantity	Latitude( Deg-Min- Sec)	Longitude (Deg-Min- Sec)	TotalCost (InLacs)	Site Photo
							WasteWeir	No	0.050	1			0.050	
							Forestry	Ha	0.1525	0.000			0.000	
							Horticulture	Ha	0.22634	0.000			0.000	
	4961	Malagoud'sRudrappabinThirakappa		63	1	Machinery	SoilMoistureConservation	TCB	Ha	0.05741	0.600	14.570	75.592	0.034
							WasteWeir	No	0.050	1			0.050	
							Forestry	Ha	0.1525	0.000			0.000	
							Horticulture	Ha	0.22634	0.000			0.000	
	4962	Mallagoud'sUrfMalagoud'sRudrappaThir akappa	akappa	63	2+3+5+	Machinery	SoilMoistureConservation	TCB	Ha	0.05741	0.300	14.570	75.592	0.017
							WasteWeir	No	0.050	1			0.050	
							Forestry	Ha	0.1525	0.000			0.000	
							Horticulture	Ha	0.22634	0.000			0.000	
	4963	Mallagoud'sUrfMalagoud'sRudrappaThir akappa	akappa	63	2+3+5+	Machinery	SoilMoistureConservation	TCB	Ha	0.05741	0.300	14.570	75.592	0.017
							WasteWeir	No	0.050	1			0.050	
							Forestry	Ha	0.1525	0.000			0.000	
							Horticulture	Ha	0.22634	0.000			0.000	
	4964	Malagoud'sRudrappabinThirakappa		63	2+3+5+	Machinery	SoilMoistureConservation	TCB	Ha	0.05741	0.600	14.570	75.592	0.034
							WasteWeir	No	0.050	1			0.050	
							Forestry	Ha	0.1525	0.000			0.000	
							Horticulture	Ha	0.22634	0.000			0.000	
	4965	Malagoud'sRudrappabinThirakappa		63	2+3+5+	Machinery	SoilMoistureConservation	TCB	Ha	0.05741	0.300	14.570	75.592	0.017
							WasteWeir	No	0.050	1			0.050	
							Forestry	Ha	0.1525	0.000			0.000	
							Horticulture	Ha	0.22634	0.000			0.000	
	4966	TheSanganagoudaofMalagoud		63	4	Machinery	SoilMoistureConservation	TCB	Ha	0.05741	0.300	14.570	75.592	0.017
							WasteWeir	No	0.050	1			0.050	
							Forestry	Ha	0.1525	0.000			0.000	
							Horticulture	Ha	0.22634	0.000			0.000	
	4967	TheNagawwaofMalagoud		63	7	Machinery	SoilMoistureConservation	TCB	Ha	0.05741	0.000	14.570	75.592	0.000
							WasteWeir	No	0.050	0			0.000	
							Forestry	Ha	0.1525	0.000			0.000	
							Horticulture	Ha	0.22634	0.000			0.000	
	4968	BasimaniBasanagowda		64	*	Machinery	SoilMoistureConservation	TCB	Ha	0.05741	0.900	14.570	75.592	0.052
							WasteWeir	No	0.050	1			0.050	
							Forestry	Ha	0.1525	0.000			0.000	
							Horticulture	Ha	0.22634	0.000			0.000	
	4969	BasimaniBasanagowda.		65	*	Machinery	SoilMoistureConservation	TCB	Ha	0.05741	0.600	14.570	75.592	0.034
							WasteWeir	No	0.050	2			0.100	
							Forestry	Ha	0.1525	0.000			0.000	
							Horticulture	Ha	0.22634	0.000			0.000	
	4970	Moodyuzammakonagappaurpanganagouda		69	*	Machinery	SoilMoistureConservation	TCB	Ha	0.05741	0.600	14.570	75.592	0.034
							WasteWeir	No	0.050	2			0.100	
							Forestry	Ha	0.1525	0.000			0.000	
							Horticulture	Ha	0.22634	0.000			0.000	
	4971	Kallappagoud'sSonamgowda		70	1	Machinery	SoilMoistureConservation	TCB	Ha	0.05741	0.300	14.570	75.592	0.017
							WasteWeir	No	0.050	1			0.050	
							Forestry	Ha	0.1525	0.000			0.000	
							Horticulture	Ha	0.22634	0.000			0.000	

	4972	Kallappagoud'sLinganagouda		70	2	Machinery	SoilMoistureConservation	TCB	Ha	0.05741	0.300	14.570	75.592	0.017	
								WasteWeir	No	0.050	0			0.000	
								Forestry	Ha	0.1525	0.000			0.000	
								Horticulture	Ha	0.22634	0.000			0.000	
	4973	Sanganagoudabinbasanagouda		71	*	Machinery	SoilMoistureConservation	TCB	Ha	0.05741	1.650	14.570	75.592	0.095	

VillageName	Farmer Code	FarmerName	Aadhar Card No	Survey Number	RateType(Manually /Machine ry)	ActivityType(SoilMoistureCo nservationActivity/Water HarvestingActivity)	ActivityName	Unit	UnitCost( InLakhs.)	Proposed Quantity	Latitude( Deg-Min- Sec)	Longitude (Deg-Min- Sec)	TotalCost (InLacs)	Site Photo
							WasteWeir	No	0.050	2			0.100	
							Forestry	Ha	0.1525	0.300			0.046	
							Horticulture	Ha	0.22634	0.000			0.000	
	4974	ChannagoudaChikola.		72	1	Machinery	SoilMoistureConservation	TCB	Ha	0.05741	0.300	14.570	75.592	0.017
							WasteWeir	No	0.050	1			0.050	
							Forestry	Ha	0.1525	0.000			0.000	
							Horticulture	Ha	0.22634	0.000			0.000	
	4975	NaganagowdabinShidlingappaGurulinga	ppaуда.	72	2	Machinery	SoilMoistureConservation	TCB	Ha	0.05741	0.300	14.570	75.592	0.017
							WasteWeir	No	0.050	0			0.000	
							Forestry	Ha	0.1525	0.000			0.000	
							Horticulture	Ha	0.22634	0.000			0.000	
	4976	RudragowdaofGurulingappaGaud		72	3	Machinery	SoilMoistureConservation	TCB	Ha	0.05741	0.300	14.570	75.592	0.017
							WasteWeir	No	0.050	0			0.000	
							Forestry	Ha	0.1525	0.000			0.000	
							Horticulture	Ha	0.22634	0.000			0.000	
	4977	Nagappa.FatherChannabasappa.Malamanamani.		72	4	Machinery	SoilMoistureConservation	TCB	Ha	0.05741	0.300	14.570	75.592	0.017
							WasteWeir	No	0.050	0			0.000	
							Forestry	Ha	0.1525	0.000			0.000	
							Horticulture	Ha	0.22634	0.000			0.000	
	4978	HorakeriPameshappa		73	1	Machinery	SoilMoistureConservation	TCB	Ha	0.05741	0.600	14.570	75.592	0.034
							WasteWeir	No	0.050	1			0.050	
							Forestry	Ha	0.1525	0.000			0.000	
							Horticulture	Ha	0.22634	0.000			0.000	
	4979	Sanganagoud'sKaregowdabinBasanagou	da	73	2	Machinery	SoilMoistureConservation	TCB	Ha	0.05741	0.600	14.570	75.592	0.034
							WasteWeir	No	0.050	1			0.050	
							Forestry	Ha	0.1525	0.000			0.000	
							Horticulture	Ha	0.22634	0.000			0.000	
	4980	Sanganagoud'sKaregowdabinBasanagou	da	73	3	Machinery	SoilMoistureConservation	TCB	Ha	0.05741	0.300	14.570	75.592	0.017
							WasteWeir	No	0.050	0			0.000	
							Forestry	Ha	0.1525	0.000			0.000	
							Horticulture	Ha	0.22634	0.000			0.000	
	4981	RatimaniHusainasaba		74	1e9	Machinery	SoilMoistureConservation	TCB	Ha	0.05741	1.650	14.570	75.592	0.095
							WasteWeir	No	0.050	2			0.100	
							Forestry	Ha	0.1525	0.300			0.046	
							Horticulture	Ha	0.22634	0.000			0.000	
	4982	OdeohsuraRajasaba		74	1e9	Machinery	SoilMoistureConservation	TCB	Ha	0.05741	0.300	14.570	75.592	0.017
							WasteWeir	No	0.050	1			0.050	
							Forestry	Ha	0.1525	0.300			0.046	
							Horticulture	Ha	0.22634	0.000			0.000	
	4983	RatimaniFakirisaba		74	1e9	Machinery	SoilMoistureConservation	TCB	Ha	0.05741	0.300	14.570	75.592	0.017
							WasteWeir	No	0.050	2			0.100	
							Forestry	Ha	0.1525	0.300			0.046	
							Horticulture	Ha	0.22634	0.000			0.000	
	4984	Smallgowder		74	1e9	Machinery	SoilMoistureConservation	TCB	Ha	0.05741	0.300	14.570	75.592	0.017
							WasteWeir	No	0.050	1			0.050	
							Forestry	Ha	0.1525	0.000			0.000	
							Horticulture	Ha	0.22634	0.000			0.000	

	4985	Mukkannavar'sBasappabinChannabasappa	74	1	Machinery	SoilMoistureConservation	TCB	Ha	0.05741	1.650	14.570	75.592	0.095
							WasteWeir	No	0.050	1			0.050
							Forestry	Ha	0.1525	0.300			0.046
							Horticulture	Ha	0.22634	0.000			0.000
	4986	RakhemaniJamalasaba	74	2	Machinery	SoilMoistureConservation	TCB	Ha	0.05741	0.600	14.570	75.592	0.034

VillageName	Farmer Code	FarmerName	Aadhar Card No	Survey Number	RateType(Manually /Machinery)	ActivityType(SoilMoistureConservationActivity/WaterHarvestingActivity)	ActivityName	Unit	UnitCost(InLakhs.)	Proposed Quantity	Latitude(Deg-Min-Sec)	Longitude (Deg-Min-Sec)	TotalCost (InLacs)	Site Photo
							WasteWeir	No	0.050	1			0.050	
							Forestry	Ha	0.1525	0.000			0.000	
							Horticulture	Ha	0.22634	0.000			0.000	
	4987	SANAGOUDRAEARNAGOUDA		74	3	Machinery	SoilMoistureConservation	TCB	Ha	0.05741	0.600	14.570	75.592	0.034
							WasteWeir	No	0.050	1			0.050	
							Forestry	Ha	0.1525	0.200			0.031	
							Horticulture	Ha	0.22634	0.000			0.000	
	4988	Chandrappa		74	4	Machinery	SoilMoistureConservation	TCB	Ha	0.05741	1.650	14.570	75.592	0.095
							WasteWeir	No	0.050	2			0.100	
							Forestry	Ha	0.1525	0.200			0.031	
							Horticulture	Ha	0.22634	0.000			0.000	
	4989	MudheelaHolibasappa		75	1	Machinery	SoilMoistureConservation	TCB	Ha	0.05741	2.400	14.570	75.592	0.138
							WasteWeir	No	0.050	2			0.100	
							Forestry	Ha	0.1525	0.300			0.046	
							WaterHarvestingActivity	FarmPond	No	1.040	1			1.040
							Horticulture	Ha	0.22634	0.000			0.000	
	4990	RamappaistheeldestsonofShidlanna		75	2	Machinery	SoilMoistureConservation	TCB	Ha	0.05741	1.650	14.570	75.592	0.095
							WasteWeir	No	0.050	3			0.150	
							Forestry	Ha	0.1525	0.400			0.061	
							Horticulture	Ha	0.22634	0.000			0.000	
	4991	ChandrappaMukkannanaar		75	3	Machinery	SoilMoistureConservation	TCB	Ha	0.05741	0.900	14.570	75.592	0.052
							WasteWeir	No	0.050	2			0.100	
							Forestry	Ha	0.1525	0.300			0.046	
							Horticulture	Ha	0.22634	0.000			0.000	
	4992	MugguraVijayaCo.Shivaraja		75	4	Machinery	SoilMoistureConservation	TCB	Ha	0.05741	0.600	14.570	75.592	0.034
							WasteWeir	No	0.050	1			0.050	
							Forestry	Ha	0.1525	0.200			0.031	
							Horticulture	Ha	0.22634	0.000			0.000	
	4993	HanumawwaisthemotherofShidlanna'sblackdau		75	4	Machinery	SoilMoistureConservation	TCB	Ha	0.05741	0.600	14.570	75.592	0.034
							WasteWeir	No	0.050	1			0.050	
							LRRS	No	2.500	1			2.500	
							Forestry	Ha	0.1525	0.000			0.000	
							Horticulture	Ha	0.22634	0.000			0.000	
	4994	MohanBinNagappaofSomakkal		75	4	Machinery	SoilMoistureConservation	TCB	Ha	0.05741	0.600	14.570	75.592	0.034
							WasteWeir	No	0.050	1			0.050	
							Forestry	Ha	0.1525	0.000			0.000	
							Horticulture	Ha	0.22634	0.000			0.000	

[Chapter-IV]4.4DetailsofProposedSoilMoistureConservationandWaterHarvestingActivities Yerekuppi4D4C5T1d

VillageName	Farmer Code	FarmerName	Aadhar CardNo	Survey Number	RateType(Manually /Machine ry)	ActivityType(SoilMoistureCo nservationActivity/Water HarvestingActivity)	ActivityName	Unit	UnitCost( InLakhs.)	Proposed Quantity	Latitude( Deg-Min- Sec)	Longitude (Deg-Min- Sec)	TotalCost (InLacs)	Site Photo
Yerekuppi4D4C5T1d	4995	Mādaraurphadoḍmaniurphagōnepuḷavarahanu		50	1	Machinery	SoilMoistureConservation	TCB	Ha	0.1104	1.20	14.597	75.582	0.132
4D4C5T1d							WasteWair	No	0.0500		1			0.050
							Forestry	Ha	0.15250	0.2000				0.031
							Horticulture	Ha	0.26634	0.000				0.000
	4996	mādaraurphahireyakkanavarabharamappa		50	1+2	Machinery	SoilMoistureConservation	TCB	Ha	0.1104	1.20	14.597	75.582	0.132
							WasteWair	No	0.0500	0				0.000
							Forestry	Ha	0.15250	0.2000				0.031
							Horticulture	Ha	0.26634	1.000				0.266
	4997	mādaraurphadoḍmaniurphagōnepuḷavarahanu		50	1	Machinery	SoilMoistureConservation	TCB	Ha	0.1104	1.20	14.597	75.582	0.132
							WasteWair	No	0.0500	1				0.050
							Forestry	Ha	0.15250	0.2000				0.031
							Horticulture	Ha	0.26634	0.000				0.000
	4998	mādaraurphaajjērāmappa		50	1	Machinery	SoilMoistureConservation	TCB	Ha	0.1104	1.20	14.597	75.582	0.132
							WasteWair	No	0.0500	1				0.050
							Forestry	Ha	0.15250	0.2000				0.031
							Horticulture	Ha	0.26634	0.000				0.000
	4999	mādaraurphahireyakkanavarabharamappa		50	1	Machinery	SoilMoistureConservation	TCB	Ha	0.1104	1.20	14.597	75.582	0.132
							WasteWair	No	0.0500	1				0.050
							Forestry	Ha	0.15250	0.1000				0.015
							Horticulture	Ha	0.26634	0.000				0.000
	5000	mādaraurphahireyakkanavarabharamappa		50	1	Machinery	SoilMoistureConservation	TCB	Ha	0.1104	1.20	14.597	75.582	0.132
							WasteWair	No	0.0500	0				0.000
							Forestry	Ha	0.15250	0.1000				0.015
							Horticulture	Ha	0.26634	0.000				0.000
	5001	mādaraurphahireyakkanavarabharamappa		50	1	Machinery	SoilMoistureConservation	TCB	Ha	0.1104	1.20	14.597	75.582	0.132
							WasteWair	No	0.0500	0				0.000
							Forestry	Ha	0.15250	0.0000				0.000
							Horticulture	Ha	0.26634	0.000				0.000
	5002	mādaraurphahireyakkanavarabharamappa		50	1	Machinery	SoilMoistureConservation	TCB	Ha	0.1104	1.20	14.597	75.582	0.132
							WasteWair	No	0.0500	1				0.050
							Forestry	Ha	0.15250	0.1500				0.023
							Horticulture	Ha	0.26634	0.000				0.000
	5003	Mādaraurphahireyakkanavarabharamappa		50	1	Machinery	SoilMoistureConservation	TCB	Ha	0.1104	1.20	14.597	75.582	0.132
							WasteWair	No	0.0500	1				0.050
							Forestry	Ha	0.15250	0.1500				0.023
							Horticulture	Ha	0.26634	0.000				0.000
	5004	mādaraurphahireyakkanavarabharamappa		50	1	Machinery	SoilMoistureConservation	TCB	Ha	0.1104	1.20	14.597	75.582	0.132
							WasteWair	No	0.0500	0				0.000
							Forestry	Ha	0.15250	0.0000				0.000
							Horticulture	Ha	0.26634	0.000				0.000
	5005	rājanahāḷibharamappabinnīngappa		50	1	Machinery	SoilMoistureConservation	TCB	Ha	0.1104	1.20	14.597	75.582	0.132
							WasteWair	No	0.0500	0				0.000
							Forestry	Ha	0.15250	0.5000				0.076
							Horticulture	Ha	0.26634	0.000				0.000
	5006	mādaraurphahireyakkanavarabharamappa		50	1	Machinery	SoilMoistureConservation	TCB	Ha	0.1104	1.20	14.597	75.582	0.132

								WasteWair	No	0.0500	0			0.000
								Forestry	Ha	0.15250	0.5000			0.076
								Horticulture	Ha	0.26634	0.000			0.000
	5007	doddamanicannabasam'makōmkariyappa	50	1e	Machinery	SoilMoistureConservation		TCB	Ha	0.1104	1.20	14.597	75.582	0.132
								WasteWair	No	0.0500	0			0.000



VillageName	Farmer Code	FarmerName	Aadhar CardNo	Survey Number	RateType(Manually /Machine ry)	ActivityType(SoilMoistureCo nservationActivity/Water HarvestingActivity)	ActivityName	Unit	UnitCost( InLakhs.)	Proposed Quantity	Latitude( Deg-Min- Sec)	Longitude (Deg-Min- Sec)	TotalCost (InLacs)	Site Photo
							Forestry	Ha	0.15250	0.5000			0.076	
							Horticulture	Ha	0.26634	0.000			0.000	
	5008	mādaraurphakaṭṭīmanimailavva		50	1	Machinery	SoilMoistureConservation	TCB	Ha	0.1104	1.20	14.597	75.582	0.132
							WasteWair	No	0.0500	0			0.000	
							Forestry	Ha	0.15250	0.5000			0.076	
							Horticulture	Ha	0.26634	0.000			0.000	
	5009	mādaraśivappa		50	1	Machinery	SoilMoistureConservation	TCB	Ha	0.1104	1.20	14.597	75.582	0.132
							WasteWair	No	0.0500	0			0.000	
							Forestry	Ha	0.15250	0.0000			0.000	
							Horticulture	Ha	0.26634	0.000			0.000	
	5010	mādara niṅgappa		50	1	Machinery	SoilMoistureConservation	TCB	Ha	0.1104	1.20	14.597	75.582	0.132
							WasteWair	No	0.0500	0			0.000	
							Forestry	Ha	0.15250	0.5000			0.076	
							Horticulture	Ha	0.26634	0.000			0.000	
	5011	citradurgagaṅgam'makōrniṅgappa		50	1	Machinery	SoilMoistureConservation	TCB	Ha	0.1104	1.20	14.597	75.582	0.132
							WasteWair	No	0.0500	0			0.000	
							Forestry	Ha	0.15250	0.0000			0.000	
							Horticulture	Ha	0.26634	0.000			0.000	
	5012	Doḍḍamanikannappabinsaṅṅeppa		50	1	Machinery	SoilMoistureConservation	TCB	Ha	0.1104	1.60	14.597	75.582	0.177
							WasteWair	No	0.0500	0			0.000	
							Forestry	Ha	0.15250	0.0000			0.000	
							Horticulture	Ha	0.26634	0.000			0.000	
	5013	nāganagaḍaniṅganagaḍapāṭīla.		51	3	Machinery	SoilMoistureConservation	TCB	Ha	0.1104	0.33	14.597	75.582	0.036
							WasteWair	No	0.0500	0			0.000	
							Forestry	Ha	0.15250	0.0000			0.000	
							Horticulture	Ha	0.26634	0.000			0.000	
	5014	Eddemuddem'manavaradrākṣāyiniṅṅuṭṭappa		51	3	Machinery	SoilMoistureConservation	TCB	Ha	0.1104	2.46	14.597	75.582	0.272
							WasteWair	No	0.0500	0			0.000	
							Forestry	Ha	0.15250	0.0000			0.000	
							Horticulture	Ha	0.26634	0.000			0.000	
	5015	nāganagaḍaniṅganagaḍapāṭīla.		51	1	Machinery	SoilMoistureConservation	TCB	Ha	0.1104	0.77	14.597	75.582	0.085
							WasteWair	No	0.0500	0			0.000	
							Forestry	Ha	0.15250	0.5000			0.076	
							Horticulture	Ha	0.26634	0.000			0.000	
	5016	Bharamagaḍraurphakittūrapadmavvakōrṅpha		51	2	Machinery	SoilMoistureConservation	TCB	Ha	0.1104	1.28	14.597	75.582	0.141
							WasteWair	No	0.0500	0			0.000	
							Forestry	Ha	0.15250	0.0000			0.000	
							Horticulture	Ha	0.26634	0.000			0.000	
	5017	eddemuddem'manavaradrākṣāyiniṅṅuṭṭappa		51	3	Machinery	SoilMoistureConservation	TCB	Ha	0.1104	2.46	14.597	75.582	0.272
							WasteWair	No	0.0500	2			0.100	
							Forestry	Ha	0.15250	0.0000			0.000	
							Horticulture	Ha	0.26634	0.000			0.000	
	5018	pāṭīlahūvakka		51	4	Machinery	SoilMoistureConservation	TCB	Ha	0.1104	1.08	14.597	75.582	0.119
							WasteWair	No	0.0500	0			0.000	
							Forestry	Ha	0.15250	0.0000			0.000	
							Horticulture	Ha	0.26634	0.000			0.000	
	5019	hādimanimarjunātha		52	1	Machinery	SoilMoistureConservation	TCB	Ha	0.1104	3.29	14.597	75.582	0.363

								WasteWair	No	0.0500	2			0.100
								Forestry	Ha	0.15250	0.0000			0.000
								Horticulture	Ha	0.26634	0.000			0.000
	5020	hādīmanitīm'maraddibinrāmaraddi		52	2 <sup>௨</sup>	Machinery	SoilMoistureConservation	TCB	Ha	0.1104	1.47	14.597	75.582	0.162
								WasteWair	No	0.0500	1			0.050

VillageName	Farmer Code	FarmerName	Aadhar CardNo	Survey Number	RateType(Manually /Machine ry)	ActivityType(SoilMoistureCo nservationActivity/Water HarvestingActivity)	ActivityName	Unit	UnitCost( InLakhs.)	Proposed Quantity	Latitude( Deg-Min- Sec)	Longitude (Deg-Min- Sec)	TotalCost (InLacs)	Site Photo
							Forestry	Ha	0.15250	0.8000			0.122	
							Horticulture	Ha	0.26634	0.000			0.000	
	5021	hādīmanijagadēvaraḍḍi		52	2᳚	Machinery	SoilMoistureConservation	TCB	Ha	0.1104	1.48	14.597	75.582	0.163
							WasteWair	No	0.0500	2			0.100	
							Forestry	Ha	0.15250	0.4000			0.061	
							Horticulture	Ha	0.26634	0.000			0.000	
	5022	agasaraurphakaṇadamanīhasanasāba		53	2᳑	Machinery	SoilMoistureConservation	TCB	Ha	0.1104	0.48	14.597	75.582	0.053
							WasteWair	No	0.0500	1			0.050	
							Forestry	Ha	0.15250	0.2000			0.031	
							Horticulture	Ha	0.26634	0.000			0.000	
	5023	agasaraurphakaṇadamanīhasanasāba		53	2᳑	Machinery	SoilMoistureConservation	TCB	Ha	0.1104	1.09	14.597	75.582	0.120
							WasteWair	No	0.0500	1			0.050	
							Forestry	Ha	0.15250	0.2000			0.031	
							Horticulture	Ha	0.26634	0.000			0.000	
	5024	agasaraurphakaṇadamanīhusēnasāba		53	2᳚	Machinery	SoilMoistureConservation	TCB	Ha	0.1104	0.97	14.597	75.582	0.107
							WasteWair	No	0.0500	1			0.050	
							Forestry	Ha	0.15250	0.3000			0.046	
							Horticulture	Ha	0.26634	0.000			0.000	
	5025	agasaraṛājēsāba		53	4᳑+4᳚	Machinery	SoilMoistureConservation	TCB	Ha	0.1104	0.96	14.597	75.582	0.106
							WasteWair	No	0.0500	1			0.050	
							Forestry	Ha	0.15250	0.2000			0.031	
							Horticulture	Ha	0.26634	0.000			0.000	
	5026	Agasaraṛajamālasāba		53	4᳑+4᳚	Machinery	SoilMoistureConservation	TCB	Ha	0.1104	1.02	14.597	75.582	0.113
							WasteWair	No	0.0500	1			0.050	
							Forestry	Ha	0.15250	0.2000			0.031	
							Horticulture	Ha	0.26634	0.000			0.000	
	5027	doḍḍamanipīrāmbikōṅrājāsāba		53	1	Machinery	SoilMoistureConservation	TCB	Ha	0.1104	0.50	14.597	75.582	0.055
							WasteWair	No	0.0500	1			0.050	
							Forestry	Ha	0.15250	0.2000			0.031	
							Horticulture	Ha	0.26634	0.000			0.000	
	5028	maḷagiphakkīrasāba		53	3	Machinery	SoilMoistureConservation	TCB	Ha	0.1104	0.80	14.597	75.582	0.088
							WasteWair	No	0.0500	1			0.050	
							Forestry	Ha	0.15250	0.3000			0.046	
							Horticulture	Ha	0.26634	0.000			0.000	
	5029	maḷagicamanasāba		53	5	Machinery	SoilMoistureConservation	TCB	Ha	0.1104	1.34	14.597	75.582	0.148
							WasteWair	No	0.0500	1			0.050	
							Forestry	Ha	0.15250	0.3000			0.046	
							Horticulture	Ha	0.26634	0.000			0.000	
	5030	śaśikāntatandēśrīkāntaarkācāriurphabaḍḍagi.		54	1	Machinery	SoilMoistureConservation	TCB	Ha	0.1104	1.95	14.597	75.582	0.215
							WasteWair	No	0.0500	1			0.050	
							Forestry	Ha	0.15250	1.0000			0.153	
							Horticulture	Ha	0.26634	0.000			0.000	
	5031	pāṭṭilanīlavva		54	2	Machinery	SoilMoistureConservation	TCB	Ha	0.1104	2.60	14.597	75.582	0.287
							WasteWair	No	0.0500	0			0.000	
							Forestry	Ha	0.15250	0.0000			0.000	
							Horticulture	Ha	0.26634	0.000			0.000	
	5032	mūlimanimaḷjappa		54	2	Machinery	SoilMoistureConservation	TCB	Ha	0.1104	2.60	14.597	75.582	0.287

						WaterHarvestingActivity	FarmPond	No	1.04	1			1.040	
							Forestry	Ha	0.15250	1.5000			0.229	
							RubbleCheck	No	0.750	1			0.750	
	5033	Mūlimaniyallavva		54	2	Machinery	SoilMoistureConservation	TCB	Ha	0.1104	2.36	14.597	75.582	0.261
							WasteWair	No	0.0500	0			0.000	

VillageName	Farmer Code	FarmerName	Aadhar CardNo	Survey Number	RateType(Manually /Machine ry)	ActivityType(SoilMoistureCo nsertionActivity/Water HarvestingActivity)	ActivityName	Unit	UnitCost( InLakhs.)	Proposed Quantity	Latitude( Deg-Min- Sec)	Longitude (Deg-Min- Sec)	TotalCost (InLacs)	Site Photo
							Forestry	Ha	0.15250	1.5000			0.229	
							Horticulture	Ha	0.26634	0.000			0.000	
	5034	pāṭilamāruti		55	1	Machinery	SoilMoistureConservation	TCB	Ha	0.1104	3.20	14.597	75.582	0.353
							WasteWair	No	0.0500	1			0.050	
							Forestry	Ha	0.15250	2.0000			0.305	
							Horticulture	Ha	0.26634	0.000			0.000	
		pāṭilabasanagaūḍa		55	2		RubbleCheck	No	0.750	1			0.750	
							WasteWair	No	0.0500	2			0.100	
							Forestry	Ha	0.15250	1.0000			0.153	
						WaterHarvestingActivity	FarmPond	No	1.04	1			1.040	
	5035	pāṭilabasanagaūḍa		55	3	Machinery	SoilMoistureConservation	TCB	Ha	0.1104	0.43	14.597	75.582	0.047
							WasteWair	No	0.0500	1			0.050	
							Forestry	Ha	0.15250	0.4000			0.061	
							Horticulture	Ha	0.26634	0.000			0.000	
	5036	yōgināmarāḍḍi		55	4	Machinery	SoilMoistureConservation	TCB	Ha	0.1104	0.40	14.597	75.582	0.044
							WasteWair	No	0.0500	0			0.000	
							Forestry	Ha	0.15250	0.4000			0.061	
							Horticulture	Ha	0.26634	0.000			0.000	
		pāṭilabhīmanagaūḍa		55	5		RubbleCheck	No	0.750	1			0.750	
							WasteWair	No	0.0500	1			0.050	
							Forestry	Ha	0.15250	0.8000			0.122	
							Horticulture	Ha	0.26634	0.000			0.000	
	5037	bajaraḍḍidēvēndrappa		55	6	Machinery	SoilMoistureConservation	TCB	Ha	0.1104	0.80	14.597	75.582	0.088
							WasteWair	No	0.0500	1			0.050	
							Forestry	Ha	0.15250	0.8000			0.122	
							Horticulture	Ha	0.26634	0.000			0.000	
	5038	talavārārāmappa		56	1	Machinery	SoilMoistureConservation	TCB	Ha	0.1104	1.54	14.597	75.582	0.170
							WasteWair	No	0.0500	2			0.100	
							Forestry	Ha	0.15250	0.0000			0.000	
							Horticulture	Ha	0.26634	0.000			0.000	
	5039	ōlākāramahēṣa		56	1	Machinery	SoilMoistureConservation	TCB	Ha	0.1104	0.50	14.597	75.582	0.055
							WasteWair	No	0.0500	1			0.050	
							Forestry	Ha	0.15250	0.4000			0.061	
							Horticulture	Ha	0.26634	0.000			0.000	
	5040	ōlākāramafjappa		56	1	Machinery	SoilMoistureConservation	TCB	Ha	0.1104	0.40	14.597	75.582	0.044
							WasteWair	No	0.0500	0			0.000	
							Forestry	Ha	0.15250	0.1000			0.015	
							Horticulture	Ha	0.26634	0.000			0.000	
	5041	ōlākāraduragappa		56	1	Machinery	SoilMoistureConservation	TCB	Ha	0.1104	0.49	14.597	75.582	0.054
							WasteWair	No	0.0500	0			0.000	
							Forestry	Ha	0.15250	0.2000			0.031	
							Horticulture	Ha	0.26634	0.000			0.000	
	5042	arkācārivirēṣa		56	2	Machinery	SoilMoistureConservation	TCB	Ha	0.1104	0.84	14.597	75.582	0.093
							WasteWair	No	0.0500	1			0.050	
							Forestry	Ha	0.15250	0.2000			0.031	
							Horticulture	Ha	0.26634	0.000			0.000	
	5043	pūjārahanamappa		56	2	Machinery	SoilMoistureConservation	TCB	Ha	0.1104	1.01	14.597	75.582	0.112

								WasteWair	No	0.0500	1			0.050
								Forestry	Ha	0.15250	0.2000			0.031
								Horticulture	Ha	0.26634	0.000			0.000
	5044	doḡmanirāmappa		56	2ḡ	Machinery	SoilMoistureConservation	TCB	Ha	0.1104	1.11	14.597	75.582	0.123
								WasteWair	No	0.0500	1			0.050

VillageName	Farmer Code	FarmerName	Aadhar CardNo	Survey Number	RateType(Manually /Machine ry)	ActivityType(SoilMoistureCo nservationActivity/Water HarvestingActivity)	ActivityName	Unit	UnitCost( InLakhs.)	Proposed Quantity	Latitude( Deg-Min- Sec)	Longitude (Deg-Min- Sec)	TotalCost (InLacs)	Site Photo
							Forestry	Ha	0.15250	0.2000			0.031	
							Horticulture	Ha	0.26634	0.000			0.000	
	5045	mādarajappa		56	2#	Machinery	SoilMoistureConservation	TCB	Ha	0.1104	0.30	14.597	75.582	0.033
							WasteWair	No	0.0500	0			0.000	
							Forestry	Ha	0.15250	0.2000			0.031	
							Horticulture	Ha	0.26634	0.000			0.000	
	5046	mādaraurphagōheppalavarabharamappa		56	2#	Machinery	SoilMoistureConservation	TCB	Ha	0.1104	0.30	14.597	75.582	0.033
							WasteWair	No	0.0500	1			0.050	
							Forestry	Ha	0.15250	0.0000			0.000	
							Horticulture	Ha	0.26634	0.000			0.000	
	5047	mādaraurphagōheppalavarabharamappa		56	2#	Machinery	SoilMoistureConservation	TCB	Ha	0.1104	0.30	14.597	75.582	0.033
							WasteWair	No	0.0500	0			0.000	
							Forestry	Ha	0.15250	0.1000			0.015	
							Horticulture	Ha	0.26634	0.000			0.000	
	5048	doḍmaniprēmilavva		56	2#	Machinery	SoilMoistureConservation	TCB	Ha	0.1104	0.30	14.597	75.582	0.033
							WasteWair	No	0.0500	0			0.000	
							Forestry	Ha	0.15250	0.2000			0.031	
							Horticulture	Ha	0.26634	0.000			0.000	
	5049	mādaramailappa		56	2#	Machinery	SoilMoistureConservation	TCB	Ha	0.1104	0.68	14.597	75.582	0.075
							WasteWair	No	0.0500	1			0.050	
							Forestry	Ha	0.15250	0.2000			0.031	
							Horticulture	Ha	0.26634	0.000			0.000	
	5050	keḷḷam'manavaraurphamādaranaḡavvakōṛṇdu		56	2#	Machinery	SoilMoistureConservation	TCB	Ha	0.1104	0.65	14.597	75.582	0.072
							WasteWair	No	0.0500	1			0.050	
							Forestry	Ha	0.15250	0.2000			0.031	
							Horticulture	Ha	0.26634	0.000			0.000	
	5051	arkācārivirēṣa		56	2#	Machinery	SoilMoistureConservation	TCB	Ha	0.1104	1.08	14.597	75.582	0.119
							WasteWair	No	0.0500	1			0.050	
							Forestry	Ha	0.15250	0.2000			0.031	
							Horticulture	Ha	0.26634	0.000			0.000	
	5052	Agasarajamālasāba		56	3#	Machinery	SoilMoistureConservation	TCB	Ha	0.1104	0.26	14.597	75.582	0.029
							WasteWair	No	0.0500	0			0.000	
							Forestry	Ha	0.15250	0.2000			0.031	
							Horticulture	Ha	0.26634	0.000			0.000	
	5053	agasararājēsāba		56	3#	Machinery	SoilMoistureConservation	TCB	Ha	0.1104	0.34	14.597	75.582	0.038
							WasteWair	No	0.0500	0			0.000	
							Forestry	Ha	0.15250	0.1000			0.015	
							Horticulture	Ha	0.26634	0.000			0.000	
	5054	pūjārahanamappa		56	2#	Machinery	SoilMoistureConservation	TCB	Ha	0.1104	0.57	14.597	75.582	0.063
							WasteWair	No	0.0500	1			0.050	
							Forestry	Ha	0.15250	0.2000			0.031	
							Horticulture	Ha	0.26634	0.000			0.000	
	5055	gaḍḍraniḡanagaḍḍa		57	3#	Machinery	SoilMoistureConservation	TCB	Ha	0.1104	2.00	14.597	75.582	0.221
							WasteWair	No	0.0500	0			0.000	
							Forestry	Ha	0.15250	0.0000			0.000	
							Horticulture	Ha	0.26634	0.000			0.000	
	5056	arkacārivirēṣa		57	1	Machinery	SoilMoistureConservation	TCB	Ha	0.1104	2.40	14.597	75.582	0.265

								WasteWair	No	0.0500	2			0.100
								Forestry	Ha	0.15250	0.4000			0.061
								Horticulture	Ha	0.26634	0.000			0.000
	5057	hottigaudraparamēšvarappa		57	2	Machinery	SoilMoistureConservation	TCB	Ha	0.1104	1.60	14.597	75.582	0.177
								WasteWair	No	0.0500	0			0.000



VillageName	Farmer Code	FarmerName	Aadhar CardNo	Survey Number	RateType (Manually/Machinery)	ActivityType(SoilMoisture ConservationActivity/WaterHarvestingActivity)	ActivityName	Unit	UnitCost(InLakhs.)	Proposed Quantity	Latitude (Deg-Min-Sec)	Longitude (Deg-Min-Sec)	TotalCost (InLacs)	Site Photo
							Forestry	Ha	0.15250	0.0000			0.000	
							Horticulture	Ha	0.26634	0.000			0.000	
	5058	śakuntalākōmśrīkāntaarkācāriurphabaḍagi.		57	2A	Machinery	SoilMoistureConservation	TCB	Ha	0.1104	1.60	14.597	75.582	0.177
							WasteWair	No	0.0500	1			0.050	
							Forestry	Ha	0.15250	0.2000			0.031	
							Horticulture	Ha	0.26634	0.000			0.000	
		Gauḍraniṅganagaḍa		57	3e		RubbleCheck	No	0.750	1			0.750	
							WasteWair	No	0.0500	1			0.050	
							Forestry	Ha	0.15250	1.0000			0.153	
							Horticulture	Ha	0.26634	1.500			0.400	
	5059	goudrakraushnagouda		57	3f	Machinery	SoilMoistureConservation	TCB	Ha	0.1104	1.25	14.597	75.582	0.138
							WasteWair	No	0.0500	0			0.000	
							Forestry	Ha	0.15250	1.0000			0.153	
							Horticulture	Ha	0.26634	1.200			0.320	
	5060	goudrusanthosgouda		57	3g	Machinery	SoilMoistureConservation	TCB	Ha	0.1104	1.40	14.597	75.582	0.155
							WaterHarvestingActivity	FarmPond	No	1.04	1			1.040
							Forestry	Ha	0.15250	1.0000			0.153	
							Horticulture	Ha	0.26634	0.200			0.053	
		goudruvasanthgouda		57	3h		WaterHarvestingActivity	FarmPond	No	1.04	1			1.040
							WasteWair	No	0.0500	1			0.050	
							Forestry	Ha	0.15250	1.0000			0.153	
							Horticulture	Ha	0.26634	0.200			0.053	

4.Net Planning and Projectactivities

Rs in lakhs

[Chapter-IV]4.5DetailsofVegetativeCoverActivitiesPlantationType:HorticulturteActivities

VillageName	FarmerName:	Farmer Code	Aadhar CardNo.	RateType(Manually/Machinery)	SurveyNo:	Total Area (Ha.)	Proposed Area(Ha.)	Activity/Model /Plant/CropName:	Numberof PlantsPerHa	No.of plants	Methodofirrigation(Drip/Ring/Surface)	Sourceofirrigation (Canal/Rainfed/Well)	AreaasperTypeOfLand(Ha.)		Ownershipof Land(CommunityLand/PrivateLand/Other)	Latitude(Deg-Min-Sec)	Longitude (Deg-Min-Sec)
													WasteLand	Cultivable			
Benakankonda, Yerekuppi4D 4C5T1d	CHAPTER4.4 ALLFARMERS			Manually		35.00	35.00	COCONUT, SAPOTA, CURRYLEAF, GUAVA, MANGO, LEMON	100	3500	DRIP Irrigation	BOREWELL	0	35.00	PrivateLand		

[Chapter-IV]4.5ADetailsofVegetativeCoverActivities

PlantationType:AfforestationActivities

VillageName	FarmerName:	Farmer Code	Aadhar CardNo.	RateType(Manually/Machinery)	SurveyNo:	TotalArea (Ha.)	Proposed Area(Ha.)	Activity/Model/Plant/CropName:	Numberof PlantsPer Ha	No.ofplants	Methodofirrigation(Drip/Rirng/Surface)	Sourceofirrigation(Canal/Rainfed/Well)	AreaasperTypeOfLand(Ha.)		OwnershipofLand(CommunityLand/PrivateLand/Other Land)
													WasteLand	Cultivable	
Benakankonda, Yerekuppi4D4C5T1d	CHAPTER4.4 ALLFARMERS			Manually		51.00	51.00	TEAK,SILVER OAK,MAHAGHONI,BAMBOO	100	5100	DRIP Irrigation	BOREWELL	0	51.00	PrivateLand

[Chapter-IV]4.5B.DetailsofVegetativeCover AcPlantationType:Fodderdevelopment

VillageName	FarmerName:	Farmer Code	Aadhar CardNo.	RateType(Manually/Machinery)	SurveyNo:	TotalArea (Ha.)	Proposed Area(Ha.)	Activity/Model/Plant/CropName:	Numberof PlantsPer Ha	No.ofplants	Methodofirrigation(Drip/Rirng/Surface)	Sourceofirrigation(Canal/Rainfed/Well)	AreaasperTypeOfLand(Ha.)		OwnershipofLand(CommunityLand/PrivateLand/Other Land)
													WasteLand	Cultivable	
Benakankonda, Yerekuppi4D4C5T1d	CHAPTER4.4 ALLFARMERS			Manually		2.00	2.00	PLANTINGOFF ODDERCROPI ZNAPIERGRASS&LUCERN	10000	20000	DRIP Irrigation	BOREWELL	0	2.00	PrivateLand

[Chapter-IV]4.5CDetailsofVegetativeCoverActivitiesPlantationType:NurseryActivities

VillageName	FarmerName:	Farmer Code	Aadhar CardNo.	RateType(Manually/Machinery)	SurveyNo:	TotalArea (Ha.)	Proposed Area(Ha.)	Activity/Model/Plant/CropName:	Numberof PlantsPer Ha	No.ofplants	Methodofirrigation(Drip/Rirng/Surface)	Sourceofirrigation(Canal/Rainfed/Well)	AreaasperTypeOfLand(Ha.)		OwnershipofLand(CommunityLand/PrivateLand/Other Land)
													WasteLand	Cultivable	
Benakankonda, Yerekuppi 4D4C5T1d	CHAPTER4.4 ALLFARMERS														



#### 4.Net Planning and Project activities

Rs in lakhs

It is for all reaches (upper, middle and lower) and also for Private, Common and drainage line areas

#### [Chapter-IV] 4.1, 4.1A Baseline Data - Villagewise Survey Numbers & Farmerwise Survey Numbers

MICRO CODE	Name of Farmer	Farmer Code	Survey No	Area (Ha)
Yerekuppi	Somareddy Adivappa	5061	2	0.15
4D4C5T2a	Yogi Padmavati	5062	2 5	0.15
	Yogi Ningarddi	5063	2 5	0.15
	Sannayallappanavara Shivarudrappa	5064	2 1	0.15
	Kadligondi Janavva	5065	2 2	0.53
	Sannayallappanavara Shivarudrappa	5066	2 3	0.86
	Battalla Yankappa	5067	2 4	0.12
	Kadligondi Shashikala	5068	2 1	0.80
	Yogi Ningareddi	5069	3 *	0.40
	Horakeri Lakshamavva	5070	4 1	1.46
	Choreddi Gurudevareddy	5071	4 1+2	5.33
	Yogi Padmavva	5072	4 2	1.00
	Yogi Somappa Bin Adivappa (Dakshina)	5073	4 2	1.07
	Yogimanjunatha Bin Venkappa	5074	4 2	2.04
	Sinahalli Sarasvatevva	5075	5 *	0.21
	Siranahalli Krishappa			0.22634
	Shiranahalli Dharamareddy	5077	5 *	0.84
	Shiranahalli Ningaraddi	5078	5 *	0.84
	Shiranahalli Sarasvatevva	5079	5 1	0.21
	Shiranahalli Dharamareddy	5080	5 2	0.84
	Shiranahalli Hanumareddy	5081	5 3	0.84
	Shiranahalli Ningareddi	5082	5 4	0.84
	Phalagi Padmavathi Kom Mouneshappa	5083	6 *	2.69
	Timmappanavara Vasappa	5084	7 1	1.67
	Timmappanavara Ganappa	8085	7 1	0.40

	TimmappanavaraManjappa	5086	7	1௪	0.47
	TimmappanavaraVisnappa	5087	7	1௩	0.80

MICRO CODE	Name of Farmer	Farmer Code	Survey No		Area (Ha)
	HadimaniManjunatha	5088	7	2+3	1.69
	Battala Basappa	5089	7	3	0.78
	Patil Droupathi UrfPadmavathi	5090	7	2+3	0.78
	HadimaniBhimareddy	5091	8	2e	0.50
	HadimaniRamareddy Bin Timmareddi	5092	8	2e	1.10
	Patil Droupathi UrfPadmavathi	5093	8	1A	1.85
	HadimaniMauneshareddy	5094	8	1B	0.80
	HadimaniSumangala	5095	8	2w	1.68
	HadimaniMouneshareddy	5096	8	3	0.80
	Hanumareddy Bin Govindappa Holeyache	5097	9	1e	0.51
	YogiSunandamma	5098	9	1w	0.53
	YogiVinayaka	5099	9	2e	0.63
	YogiVinayaka	5100	9	2w	0.64
	TolaliDyavappa	5101	10	1	1.20
	Tolali Ravi	5102	10	2	1.38
	HadimaniAsokappa	5103	11		0.50
	HadimaniShivappa	5104	11		0.50
	HadimaniKrishanappa	5105	11		0.56
	HadimaniPundalikappa	5106	11		0.50
	HadimaniJagadevareddy	5107	11	1	1.00
	MalladadPavanakumar binKarabasappa	5108	11	2	2.05
	HadimaniPundalikappa	5109	11	3w	0.50
	Kambali Sankrappa	5110	12	1	1.45
	Kambali Birappa	5112	12	2	2.40
	Kambali Kenchamma Kom Karabasappa	5113	12	3	1.92
	KamabaliNilammaKom Maradeppa	5114	12	4	0.96
	Sivananda BinHonnappa Kamabli	5115	12	5	0.96
	Kuberappa Kamabli	5116	12	6	0.96
	Shanumakhappa Kamabli	5117	12	7	0.98
	Lakshamavva HanuareddyChoureddy	5118	13	1	0.40

	Lakshamavva HanuareddyChoureddy	5119	13	2	0.40
--	---------------------------------	------	----	---	------



MICRO CODE	Name of Farmer	Farmer Code	Survey No		Area (Ha)
	VenkateshaHanumareddyChoureddy	5120	13	3	0.77
	HanumareddyKarabasappa Choureddy	5121	13	4	1.40
	venkateshaHanumareddyChoureddy	5122	13	5	0.83
	Hanumareddykarabasappa Choureddy	5123	13	6	1.71
	Choureddyhanumareddy	5124	14	1	1.15
	MaradurKrishanappa	5125	14	2	0.82
	Sivappa nagappa Manegar	5126	15	*	1.98
	PujarHanumappa	5127	16	1	0.70
	PujarHanumavva	5128	16	2	0.70
	KaddiKrishanappa bin Govindappa	5129	17	1	2.94
	MaradurVasappa	5130	17	2A	1.37
	KaddiyavaraJayappa	5131	17	2B	1.56
	KaddiHalappa	5132	17	3	2.93
	KaddiyavaraVasudeva	5133	17	4	2.93
	Battalla Mukkundappa	5134	18		1.40
	Battalla Basappa	5135	18		1.40
	GireddyBasavareddi	5136	18	1+2	1.43
	Bhattalla Shivappa Visnappa	5137	18	3	0.72
	Bhattalla Basappa Vishanappa	5138	18	4	0.72
	Battalla Mudukappa bin Shekappa	5139	19	1	1.00
	Battalla Somashekharappa	5140	19	2	0.70
	Battalla Somashekharappa	5141	19	3	0.74
	Jayammakom Lakshamappa Yallapura	5142	19	4	0.20
	Bhattalla Malatesha	5143	19	4	0.70
	Battalla Manjappa	5144	19	5	0.90
	Battalla Mudukappa bin Shekhappa	5145	20	1	0.50
	TabareddyBabureddy	4146	20	2	0.68
	Battalla Manjunatha	5147	20	3	0.86
	Yallapura Jayamma	5148	20	4	0.50
	BattallaKavya	5149	20	5	1.76

	BattallaKavya	5150	20	5	1.76
--	---------------	------	----	---	------

MICRO CODE	Name of Farmer	Farmer Code	Survey No		Area (Ha)
	GireddyMunesha bin Basavareddi	5151	21	1+2	1.20
	ChoureddyGurudevreddy	5152	21	2	1.60
	GireddyHemareddybinBasavaraddy	5153	21	3	0.44
	Battalla Basappa	5154	22	*	2.16
	HadimaniYankappa	5155	22	.	0.88
	TimmappanavaraTippanna	5156	23		0.57
	TimmappanavaraGanappa	5157	23		0.27
	TimmappanavaraVishappa	5158	23	1	0.30
	BadigerChannappa bin Madivalappa	5159	23	2	0.57
	Ratnavakom Krishanappa Badiger	5160	23	3	0.14
	BadigerChannappa bin Madivalappa	5161	23	5	0.14
	Badigerurf ArkachariViracharibinJakanachari	5162	23	6	0.15
	SomakkalavaraHanumappa	5163	24	2+2	0.11
	HoleyachiMouneshappa	5164	24	1	0.16
	YogiSunanda	5165	24	1	0.21
	Battalla Sashidhara	5166	24	3	0.12
	Battalla Vijayalakshmi	5167	24	4	0.20
	Sobha Subhasa Phalagi	5168	24	5	0.36
	Tolali Kashavva	5169	25	1	1.10
	MaradurVasappa	5170	25	++	0.12
	Battalla Nagavva	5171	26	1	0.58
	Dyavareddy	5172	26	2	0.91
	Kammar urf ArkachariChannappa	5173	26	3	1.20
	Moueshappa	5174	26	4	0.91
	BattallaRatnavva	5175	27	*	1.05
	Shidaganala Shashikala	5176	27	*	1.05
	MaradarMalatesh	5177	28		0.60
	KaddiHalappa	5178	28	1	0.96
	KaddiHallappa	5179	28	2	0.45
	Kasavva	5180	29	1	0.80

	MaradarMalatesha	5181	29	123	0.70
--	------------------	------	----	-----	------

MICRO CODE	Name of Farmer	Farmer Code	Survey No		Area (Ha)
	Kuntimenti Shivappa	5182	29	1	0.18
	Kuntimenti Basappa	5183	29	1	0.63
	Kuntimenti Shivappa	5184	29	1	0.45
	Kuntimenti Shivapa	5185	29	1	0.25
	Kuntimenti Basappa	5186	29	1	0.24
	Kuntimenti Mallappa	5187	29	1	0.80
	Kuntimenti Dharamappa	5188	29	1	0.80
	kuntimenti Paddavva	5189	29	1	0.62
	kuntimenti Mallappa	5190	29	1	1.75
	Kuntimenti Govinadappa	5191	29	1	0.73
	Kuntimenti Padmavva	5192	29	1	0.24
	Patil Droupathi urfPadmavathi	5193	29	2	0.92
	HadimaniRamakrishanappa	5194	29	2	1.16
	KaddiNarendra	5195	30	1	1.12
	Kaddiyavaraurf KaddiGanagamma	5196	30	1	2.40
	KaddiSavitravva kom Krishanappa	5197	30	2	1.02
	KaddiyavaraSridhara	5198	30	3	5.84
	KaddiGirishabinKrishanappa	5199	31	1	3.42
	KaddiAshoka	5200	31	2	1.00
	KaddiyavaraJayappa	5201	31	3	0.92
	KaddiManujunatha	5202	31	4	1.00
	HadimaniSrikantareddy	5203	32		0.78
	KaddiAshoka	5204	32	1	0.80
	MegalamaniMahamadsab	5205	32	2	0.16
	HadimaniPrakasha bin Mukkundappa	5206	32	3	0.85
	KaddiManjunatha	5207	32	4	0.80
	MalagiBabusab	5208	32	4	0.48
	NajirasabJamalasadMalagi	5209	32	5	0.16
	PakkirasabJammusabAgasar urfMalagi	5210	32	6	0.40
	ChamanasabJammusabAgasar	5211	32	7	0.40

	HadimaniBabureddy	5212	32	8	0.80
--	-------------------	------	----	---	------

MICRO CODE	Name of Farmer	Farmer Code	Survey No		Area (Ha)
	HadimaniParasurama bin Mukkundappa	5213	32	9	0.85
	Battalla Narayanappa	5214	33		1.60
	HadimaniRamakrishanappa	5215	33	1ಃ	0.79
	HadimaniJayappa	5216	33	1ೃ	1.60
	Sankrappa Venkappa Hadimani	5217	33	2	0.80
	Battalla Basappa	5218	33	3	1.44
	Gireddy Kartika bin Basavareddyasdartayi shobha	5219	33	4	0.80
	SomakkalavaraMallikarjunappa	5220	34	1	1.08
	SomakkalavarHunumappa	5221	34	1	2.00
	PhalagiHanumantareddybinRamachandra	5222	34	2	3.80
	PhalagiHanumantareddybinRamachandra	5223	35		0.58
	Phalagi sitamma	5224	35		1.80
	Goudashivannavara Basavaraja	5225	35		1.74
	Battalla Malatesha	5226	35		0.80
	PhalagiSittamma	5227	35		1.34
	Battalla Prakasha	5228	35	1ೃ	1.80
	Basappa Mahadevappa Goudashivannavara	5229	35	3	0.40
	Kalakatti Hanumareddy	5230	36	1ಃ	0.43
	Virupakshappa Angadi	5231	36	1ೃ	0.44
	PhalagiPadamavathi kom Mouneshappa	5232	36	2	0.41
	BajaraddyNagappa	5233	36	2	0.41
	Badagiurf Arkhachari Nirmala	5234	36	3	0.78
	Badigera urfArachari Virabhadrappe	5235	36	4	0.38
	Badigerurf ArkachariChandrappa	5236	36	5	0.38
	Kuppelururf HalageriMahammadasafi	5237	37	1	2.20
	KuppelururfHalageriJiyavulla	5238	37	2	2.00
	AsundiAminabi	5239	37	3	1.70
	AsundiNissar Ahamadbin Mahamadali	5240	37	4	2.00
	HadimaniShobha	5241	37	5	1.11
	YogiPadmavathi	5242	38	1	0.57

	YogiVishanappa	5243	38	2	0.54
--	----------------	------	----	---	------



MICRO CODE	Name of Farmer	Farmer Code	Survey No		Area (Ha)
	YogiVishanappa	5244	38	3	0.57
	YogiVishanappa	5245	38	4	0.54
	YogiJanamma kom Lakshamappa	5246	38	5	0.56
	HadimaniShobha	5247	39	1	2.59
	BanakarChannabasappa	5248	39	2	2.00
	BanakaraKarabasappa	5249	39	3	1.70
	Patil Huvakka	5250	40	1e	1.08
	HuvakkaBasanagouda Patil	5251	40	1e	0.28
	Janardanagouda Ninganagouda Patil	5252	40	1e	0.20
	naganagouda Ninganagouda Patil	5253	40	1e	1.73
	Eddemuddemanavra DraksayaniPuttappa	5254	40	1w	3.46
	patilsivanagouda	5255	40	2+3	2.04
	patilsivanagouda	5256	40	4	0.56
	Patil Kasturevva Jagadevappa	5257	41	1	3.20
	MulimaniUmeshappa	5258	41	1	2.45
	Mulimanimanjappa	5259	41	1	2.40
	Ramappa Kariyappa Doddamani	5260	41	2	0.40
	Mahadevappa Kariyappa Doddamani	5261	41	3	0.40
	Sivappa Kariyappa Doddamani	5262	41	4	0.40
	Basappa kariyappa Doddamani	5263	41	5	0.40
	Jadhava Prakasha bin Ningappa	5264	42	11	0.60
	JadhavaChandrasekharabinNingappa	5265	42	1e	0.60
	JadhavaChandrasekharabinNingappa	5266	42	1w	0.12
	RajanalliMallappa bin Ramapa	5267	42	1w	0.85
	BasavareddiVenkareddy	5268	42	2	1.20
	BasavareddyHanumareddy	5269	42	3	1.60
	HullattiManjappa	5270	42	4	0.80
	HullattiManjappa	5271	42	5	0.80
	YogiHemappa	5272	42	6	1.20
	YogiPrabhureddy	5273	42	7	1.30

	JadhavaChandrasekharabinNingappa	5274	42	8	0.12
--	----------------------------------	------	----	---	------

MICRO CODE	Name of Farmer	Farmer Code	Survey No		Area (Ha)
	Jadhava Shila	5275	43		1.64
	YogiVisnureddy	5276	43	1e	1.20
	DoddamaniRamappa	5277	43	2	0.60
	BasavaredderVishalaxhi kom Ramesha	5278	43	3	0.90
	YogiVenkappa	5279	43	4	4.00
	YogiSubhasa	5280	43	5	1.28
	BasavareddySrimatiMahadevakka	5281	43	6	1.76
	HalageriSridharabinTirakappa	5282	44	1	1.20
	HadimaniAnasuyamma	5283	44	2	0.80
	HalageriSudhakara	5284	44	3	1.20
	Patil Bhimangouda	5285	44	4	1.40
	Patil Basanagouda	5286	44	5	1.58
	Basavareddy Nilamma Hanumareddy	5287	44	6	2.40
	Patila Sumantagouda	5288	44	7	0.80
	Patil Krishagouda	5289	45	1e	2.21
	Patil Janardhanagouda	5290	45	1e	2.21
	EddemmanavaraDrakshayani	5291	45	1w	
	Patila Shivanagouda	5292	45	2	
	Patila Shivanagouda	5293	45	3	0.99
	BadigerVinodhavva Rudrappa	5294	46	1	0.50
	Vasantacharibin Virappa Badiger	5295	46	4	0.50
	Badigerurf Arkachari Kavitha bin Krishanappa	5296	46	6	0.50
	Badigerurf ArkachariChannaveerappa	5297	46	8	0.64
	BanakarNagappa	5298	47	1	2.30
	HadimaniShobha	5299	47	2	2.30
	AsundiMahamadali	5300	47	3	2.30
	Kuppelururf HalageriRiyajaAamad	5301	47	4	2.32
	DoddamaniRamappa bin Kariyappa	5302	48	1	0.35
	HoliyacheNingappa bin lakshamappa	5303	48	2	1.46
	ArkachariVirappa	5304	48	3	2.00

	BadagiShivarudrappa	5305	48	4	1.62
--	---------------------	------	----	---	------

MICRO CODE	Name of Farmer	Farmer Code	Survey No		Area (Ha)
	DoddamaniMahadevappa binKariyappa	5306	48	5	0.34
	DoddamaniBasappa bin Kariyappa	5307	48	6	0.34
	DoddamaniShivappa bin Kariyappa	5308	48	7	0.37
	ArkachariVirappa	5309	49		0.20
	Badagi Ramapa bin Rudrappa	5310	49	8೨	0.58
	MalagiBabusab	5311	49		1.37
	Ratnavvakom Krishanappa Badiger	5312	49	1	0.24
	BadagiRamappa bin Rudrappa	5313	49	2	0.28
	Kuntimenti Laksmappa	5314	49	3	0.32
	Badigerurf ArkachariVirachariBadiger	5315	49	4೩	0.18
	Visnappa urf VishanureddyandeKrishanappa	5316	49	5	0.42
	BadigerVinodavva Rudrappa	5317	49	6	0.31
	Ratnavvakom Krishanappa Badiger	5318	49	7	0.90
RANEBENNUR	Udagattl Chandrayya	5319	333	1	1.79
	BajareddyManjunathareddy	5320	333	1	1.79
	MukanurBasappa Rudrappa	5321	333	2	1.19
	KadligondiShankravva kom Dyavappa	5322	333	3	0.89
	Kadligondi Basavaraja	5323	333	4	0.29
	Makanurbodappa	5324	333	5	1.2
	HanumaraddytandeMallareddyMaradur	5325	334	1+2೨	1.8
	Guddada Siddappa	5326	334	1+2೩	1.8
	Buradikatti Basavva	5327	334	1+2೪	1.88
	Guddada Sarvakka kom Shivappa	5328	334	1+2೫	1.8
	HanumaraddytandeMallareddyMardur	5329	334	1+2೨	1.8
	Buradikatti Basavva	5330	334	1+2೪	1.88
	GulannanavaraAshok	5331	335	1+2A	0.59
	GulannanavarKuruvatteppa	5332	335	1+2A	1.67
	GulannanavaraAjjappa	5333	335	2B	0.59
	GulannanavaraAjjappa	5334	335	2B	0.87
	GulannanavaraAjjappa	5335	335	2B	2.47

[Chapter-IV ]4.3 Baseline Data- Details ofExisting SoilMoisture ConservationandWater HarvestingActivities

Village Name	Survey No.	ActivityType:	Activity Name:	Unit	PerUnit Runoff Stored (TCM)	Existing No.ofstructures	Latitude (Degree-Min-Sec)	Longitude (Degree-Min-Sec)	Is In Used9Years/No)	Program Name	YearOf Construction(YYYY-YY)
Yerekuppi	50	WaterHarvesting Activities	Tank	1	5.115	1	14.596	75.579	Yes	Old	Old
	1		Gokatti	1	4.5	1	14.598	75.582	Yes	Old	Old
	78		Tank	1	3.1	1	14.598	75.580	Yes	Old	Old
	77		Tank	1	3.1	1	14.602	75.581	Yes	Old	Old
	49		OpenWell	1	0.32	1	14.591	75.589	Yes	Old	Old
	37		OpenWell	1	0.32	1	14.595	75.593	Yes	Old	Old
	16		FarmPond	1	0.7	1	14.603	75.588	Yes	NREGA	217-18
	54		FarmPond	1	0.7	1	14.589	75.577	Yes	NREGA	217-19
Total				8	17.855	8					

4.NetPlanningandProjectactivities

Rsinlakhs

[Chapter-IV]4.4DetailsofProposedSoilMoistureConservationandWaterHarvestingActivities

Yerekuppi4D4C5T2a

VillageName	Farmer Code	FarmerName	Aadhar Card No	Survey Number	RateType(Manually /Machinery)	ActivityType(SoilMoistureConservationActivity/Water HarvestingActivity)	ActivityName	Unit	UnitCost(InLakhs.)	Proposed Quantity	Latitude(Deg-Min-Sec)	Longitude (Deg-Min-Sec)	TotalCost (InLacs)	Site Photo
Yerekuppi	5061	SomareddyAdivappa		2		SoilMoistureConservation	TCB	Ha	0.5741	0.150	14.597	75.582	0.086	
4D4C5T2a							WasteWair	No	0.05	0			0.000	
							Forestry	Ha	0.1525	0.000			0.000	
							Horticulture	Ha	0.22634	0.000			0.000	
4D4C5T2a	5062	YogiPadmavati		2	5	Machinery	SoilMoistureConservation	TCB	Ha	0.5741	0.150	14.597	75.582	0.086
							WasteWair	No	0.05	0			0.000	
							Forestry	Ha	0.1525	0.000			0.000	
							Horticulture	Ha	0.22634	0.000			0.000	
	5063	YogiNingarddi		2	5	Machinery	SoilMoistureConservation	TCB	Ha	0.5741	0.150	14.597	75.582	0.086
							WasteWair	No	0.05	0			0.000	
							Forestry	Ha	0.1525	0.000			0.000	
							Horticulture	Ha	0.22634	0.000			0.000	
	5064	SannayallappanavaraShivarudrappa		2	1	Machinery	SoilMoistureConservation	TCB	Ha	0.5741	0.150	14.597	75.582	0.086
							WasteWair	No	0.05	0			0.000	
							Forestry	Ha	0.1525	0.000			0.000	
							Horticulture	Ha	0.22634	0.000			0.000	
	5065	KadligondiJanavva		2	2	Machinery	SoilMoistureConservation	TCB	Ha	0.5741	0.530	14.597	75.582	0.304
							WasteWair	No	0.05	1			0.050	
							Forestry	Ha	0.1525	0.200			0.031	
							Horticulture	Ha	0.22634	0.000			0.000	
	5066	Sannayallappanavara Shivarudrappa		2	3	Machinery	SoilMoistureConservation	TCB	Ha	0.5741	0.860	14.597	75.582	0.494
							WasteWair	No	0.05	1			0.050	
							Forestry	Ha	0.1525	0.400			0.061	
							Horticulture	Ha	0.22634	0.000			0.000	
	5067	BattallaYankappa		2	4	Machinery	SoilMoistureConservation	TCB	Ha	0.5741	0.120	14.597	75.582	0.069
							WasteWair	No	0.05	0			0.000	
							Forestry	Ha	0.1525	0.000			0.000	
							Horticulture	Ha	0.22634	0.000			0.000	
	5068	KadalogondiShashikala		2	1	Machinery	SoilMoistureConservation	TCB	Ha	0.5741	0.800	14.597	75.582	0.459
							WasteWair	No	0.05	1			0.050	
							Forestry	Ha	0.1525	0.900			0.137	
							Horticulture	Ha	0.22634	0.000			0.000	
	5069	YogiNingareddi		3	*	Machinery	SoilMoistureConservation	TCB	Ha	0.5741	0.400	14.597	75.582	0.230
							WasteWair	No	0.05	1			0.050	
							Forestry	Ha	0.1525	0.200			0.031	
							Horticulture	Ha	0.22634	0.000			0.000	
	5070	HorakeriLakshamavva		4	1	Machinery	SoilMoistureConservation	TCB	Ha	0.5741	1.460	14.597	75.582	0.838
							WasteWair	No	0.05	1			0.050	
							Forestry	Ha	0.1525	0.500			0.076	
							Horticulture	Ha	0.22634	0.000			0.000	
	5071	ChoreddiGurudevereddy		4	1+2	Machinery	SoilMoistureConservation	TCB	Ha	0.5741	5.330	14.597	75.582	3.060
							WasteWair	No	0.05	4			0.200	
							Forestry	Ha	0.1525	0.400			0.061	
							Horticulture	Ha	0.22634	0.000			0.000	

	5072	YogiPadmavva		4	2	Machinery	SoilMoistureConservation	TCB	Ha	0.5741	1.000	14.597	75.582	0.574
								WasteWair	No	0.05	1			0.050
								Forestry	Ha	0.1525	0.400			0.061
								Horticulture	Ha	0.22634	0.000			0.000
	5073	YogiSomappaBinAdivappa(Dakshina)		4	2	Machinery	SoilMoistureConservation	TCB	Ha	0.5741	1.070	14.597	75.582	0.614
								WasteWair	No	0.05	1			0.050



VillageName	Farmer Code	FarmerName	Aadhar Card No	Survey Number	RateType(Manually /Machine ry)	ActivityType(SoilMoistureCo nservationActivity/Water HarvestingActivity)	ActivityName	Unit	UnitCost( InLakhs.)	Proposed Quantity	Latitude( Deg-Min- Sec)	Longitude (Deg-Min- Sec)	TotalCost (InLacs)	Site Photo
							Forestry	Ha	0.1525	0.400			0.061	
							Horticulture	Ha	0.22634	0.000			0.000	
	5074	YogimanjunathaBinVenkappa		4	29	Machinery	SoilMoistureConservation	TCB	0.5741	2.040	14.597	75.582	1.171	
							WasteWair	No	0.05	2			0.100	
							Forestry	Ha	0.1525	0.500			0.076	
							Horticulture	Ha	0.22634	0.000			0.000	
	5075	SinahalliSarasvatevva		5	*	Machinery	SoilMoistureConservation	TCB	0.5741	0.210	14.597	75.582	0.121	
							WasteWair	No	0.05	0			0.000	
							Forestry	Ha	0.1525	0.000			0.000	
		SiranahalliKrishappa					Horticulture	Ha	0.22634	0.000			0.000	
	5076			5	*	Machinery	SoilMoistureConservation	TCB	0.5741	0.840	14.597	75.582	0.482	
							WasteWair	No	0.05	0			0.000	
							Forestry	Ha	0.1525	0.000			0.000	
							Horticulture	Ha	0.22634	0.000			0.000	
	5077	Shiranahalli Dharamareddy		5	*	Machinery	SoilMoistureConservation	TCB	0.5741	0.840	14.597	75.582	0.482	
							WasteWair	No	0.05	1			0.050	
							Forestry	Ha	0.1525	0.300			0.046	
							Horticulture	Ha	0.22634	0.000			0.000	
	5078	ShiranahalliNingaraddi		5	*	Machinery	SoilMoistureConservation	TCB	0.5741	0.840	14.597	75.582	0.482	
							WasteWair	No	0.05	1			0.050	
							Forestry	Ha	0.1525	0.300			0.046	
							Horticulture	Ha	0.22634	0.000			0.000	
	5079	ShiranahalliSarasvatevva		5	1	Machinery	SoilMoistureConservation	TCB	0.5741	0.210	14.597	75.582	0.121	
							WasteWair	No	0.05	1			0.050	
							Forestry	Ha	0.1525	0.300			0.046	
							Horticulture	Ha	0.22634	0.000			0.000	
	5080	SiranahalliDharamareddy		5	2	Machinery	SoilMoistureConservation	TCB	0.5741	0.840	14.597	75.582	0.482	
							WasteWair	No	0.05	0			0.000	
							Forestry	Ha	0.1525	0.000			0.000	
							Horticulture	Ha	0.22634	0.000			0.000	
	5081	Shiranahalli Hanumareddy		5	3	Machinery	SoilMoistureConservation	TCB	0.5741	0.840	14.597	75.582	0.482	
							WasteWair	No	0.05	1			0.050	
							Forestry	Ha	0.1525	0.400			0.061	
							Horticulture	Ha	0.22634	0.000			0.000	
	5082	ShiranahalliNingareddi		5	4	Machinery	SoilMoistureConservation	TCB	0.5741	0.840	14.597	75.582	0.482	
							WasteWair	No	0.05	0			0.000	
							Forestry	Ha	0.1525	0.000			0.000	
							Horticulture	Ha	0.22634	0.000			0.000	
	5083	PhalagiPadmavathiKomMouneshappa		6	*	Machinery	SoilMoistureConservation	TCB	0.5741	2.690	14.597	75.582	1.544	
							WasteWair	No	0.05	2			0.100	
							Forestry	Ha	0.1525	0.500			0.076	
							Horticulture	Ha	0.22634	0.000			0.000	
	5084	TimmappanavaraVasappa		7	19	Machinery	SoilMoistureConservation	TCB	0.5741	1.670	14.597	75.582	0.959	
							WasteWair	No	0.05	2			0.100	
							Forestry	Ha	0.1525	0.800			0.122	
							Horticulture	Ha	0.22634	0.000			0.000	
	8085	Timmappanavara Ganappa		7	19	Machinery	SoilMoistureConservation	TCB	0.5741	0.400	14.597	75.582	0.230	

							WasteWair	No	0.05	1			0.050
							Forestry	Ha	0.1525	0.200			0.031
							Horticulture	Ha	0.22634	0.000			0.000
5086	TimmappanavaraManjappa		7	1cs	Machinery	SoilMoistureConservation	TCB	Ha	0.5741	0.470	14.597	75.582	0.270
							WasteWair	No	0.05	2			0.100

VillageName	Farmer Code	FarmerName	Aadhar Card No	Survey Number	RateType(Manually /Machine ry)	ActivityType(SoilMoistureCo nservationActivity/Water HarvestingActivity)	ActivityName	Unit	UnitCost( InLakhs.)	Proposed Quantity	Latitude( Deg-Min- Sec)	Longitude (Deg-Min- Sec)	TotalCost (InLacs)	Site Photo
							Forestry	Ha	0.1525	0.200			0.031	
							Horticulture	Ha	0.22634	0.000			0.000	
	5087	TimmappanavaraVisnappa		7 1a	Machinery	SoilMoistureConservation	TCB	Ha	0.5741	0.800	14.597	75.582	0.459	
							WasteWair	No	0.05	1			0.050	
							Forestry	Ha	0.1525	0.400			0.061	
							Horticulture	Ha	0.22634	0.000			0.000	
	5088	HadimaniManjunatha		7 2+3	Machinery	SoilMoistureConservation	TCB	Ha	0.5741	1.690	14.597	75.582	0.970	
							WasteWair	No	0.05	2			0.100	
							Forestry	Ha	0.1525	0.800			0.122	
							Horticulture	Ha	0.22634	0.000			0.000	
	5089	BattalaBasappa		7 3	Machinery	SoilMoistureConservation	TCB	Ha	0.5741	0.780	14.597	75.582	0.448	
							WasteWair	No	0.05	1			0.050	
							Forestry	Ha	0.1525	0.000			0.000	
							Horticulture	Ha	0.22634	0.000			0.000	
	5090	PatilDroupathiUrfPadmavathi		7 2+3	Machinery	SoilMoistureConservation	TCB	Ha	0.5741	0.780	14.597	75.582	0.448	
							WasteWair	No	0.05	1			0.050	
							Forestry	Ha	0.1525	0.000			0.000	
							Horticulture	Ha	0.22634	0.000			0.000	
	5091	HadimaniBhimareddy		8 2a	Machinery	SoilMoistureConservation	TCB	Ha	0.5741	0.500	14.597	75.582	0.287	
							WasteWair	No	0.05	1			0.050	
							Forestry	Ha	0.1525	0.000			0.000	
							Horticulture	Ha	0.22634	0.000			0.000	
	5092	HadimaniRamareddyBinTimmareddy		8 2a	Machinery	SoilMoistureConservation	TCB	Ha	0.5741	1.100	14.597	75.582	0.632	
							WasteWair	No	0.05	1			0.050	
							Forestry	Ha	0.1525	0.400			0.061	
							Horticulture	Ha	0.22634	0.000			0.000	
	5093	PatilDroupathiUrfPadmavathi		8 1A	Machinery	SoilMoistureConservation	TCB	Ha	0.5741	1.850	14.597	75.582	1.062	
							WasteWair	No	0.05	2			0.100	
							Forestry	Ha	0.1525	0.800			0.122	
							Horticulture	Ha	0.22634	0.000			0.000	
	5094	HadimaniMauneshareddy		8 1B	Machinery	SoilMoistureConservation	TCB	Ha	0.5741	0.800	14.597	75.582	0.459	
							WasteWair	No	0.05	1			0.050	
							Forestry	Ha	0.1525	0.000			0.000	
							Horticulture	Ha	0.22634	0.000			0.000	
	5095	HadimaniSumangala		8 2a	Machinery	SoilMoistureConservation	TCB	Ha	0.5741	1.680	14.597	75.582	0.964	
							WasteWair	No	0.05	1			0.050	
							Forestry	Ha	0.1525	0.000			0.000	
							Horticulture	Ha	0.22634	0.000			0.000	
	5096	HadimaniMouneshareddy		8 3	Machinery	SoilMoistureConservation	TCB	Ha	0.5741	0.800	14.597	75.582	0.459	
							WasteWair	No	0.05	1			0.050	
							Forestry	Ha	0.1525	0.000			0.000	
							Horticulture	Ha	0.22634	0.000			0.000	
	5097	HanumareddyBinGovindappaHoleyache		9 1a	Machinery	SoilMoistureConservation	TCB	Ha	0.5741	0.510	14.597	75.582	0.293	
							WasteWair	No	0.05	1			0.050	
							Forestry	Ha	0.1525	0.000			0.000	
							Horticulture	Ha	0.22634	0.000			0.000	
	5098	YogiSunandamma		9 1a	Machinery	SoilMoistureConservation	TCB	Ha	0.5741	0.530	14.597	75.582	0.304	

							WasteWair	No	0.05	1			0.050
							Forestry	Ha	0.1525	0.200			0.031
							Horticulture	Ha	0.22634	0.000			0.000
5099	YogiVinayaka		9	2	Machinery	SoilMoistureConservation	TCB	Ha	0.5741	0.630	14.597	75.582	0.362
							WasteWair	No	0.05	1			0.050

VillageName	Farmer Code	FarmerName	Aadhar Card No	Survey Number	RateType(Manually /Machine ry)	ActivityType(SoilMoistureCo nservationActivity/Water HarvestingActivity)	ActivityName	Unit	UnitCost( InLakhs.)	Proposed Quantity	Latitude( Deg-Min- Sec)	Longitude (Deg-Min- Sec)	TotalCost (InLacs)	Site Photo
							Forestry	Ha	0.1525	0.300			0.046	
							Horticulture	Ha	0.22634	0.000			0.000	
	5100	YogiVinayaka		9	2	Machinery	SoilMoistureConservation	TCB	0.5741	0.640	14.597	75.582	0.367	
							WasteWair	No	0.05	1			0.050	
							Forestry	Ha	0.1525	0.300			0.046	
							Horticulture	Ha	0.22634	0.000			0.000	
	5101	TolaliDyavappa		10	1	Machinery	SoilMoistureConservation	TCB	0.5741	1.200	14.597	75.582	0.689	
							WasteWair	No	0.05	2			0.100	
							Forestry	Ha	0.1525	0.400			0.061	
							Horticulture	Ha	0.22634	0.000			0.000	
	5102	TolaliRavi		10	2	Machinery	SoilMoistureConservation	TCB	0.5741	1.380	14.597	75.582	0.792	
							WasteWair	No	0.05	2			0.100	
							Forestry	Ha	0.1525	0.400			0.061	
							Horticulture	Ha	0.22634	0.000			0.000	
	5103	HadimaniAsokappa		11		Machinery	SoilMoistureConservation	TCB	0.5741	0.500	14.597	75.582	0.287	
							WasteWair	No	0.05	1			0.050	
							Forestry	Ha	0.1525	0.200			0.031	
							Horticulture	Ha	0.22634	0.000			0.000	
	5104	HadimaniShivappa		11		Machinery	SoilMoistureConservation	TCB	0.5741	0.500	14.597	75.582	0.287	
							WasteWair	No	0.05	1			0.050	
							Forestry	Ha	0.1525	0.200			0.031	
							Horticulture	Ha	0.22634	0.000			0.000	
	5105	HadimaniKrishanappa		11		Machinery	SoilMoistureConservation	TCB	0.5741	0.560	14.597	75.582	0.321	
							WasteWair	No	0.05	1			0.050	
							Forestry	Ha	0.1525	0.200			0.031	
							Horticulture	Ha	0.22634	0.000			0.000	
	5106	HadimaniPundalikappa		11		Machinery	SoilMoistureConservation	TCB	0.5741	0.500	14.597	75.582	0.287	
							WasteWair	No	0.05	1			0.050	
							Forestry	Ha	0.1525	0.000			0.000	
							Horticulture	Ha	0.22634	0.000			0.000	
	5107	HadimaniJagadevareddy		11	1	Machinery	SoilMoistureConservation	TCB	0.5741	1.000	14.597	75.582	0.574	
							WasteWair	No	0.05	2			0.100	
							Forestry	Ha	0.1525	0.000			0.000	
							Horticulture	Ha	0.22634	0.000			0.000	
	5108	MalladadPavanakumarbinKarabasappa		11	2	Machinery	SoilMoistureConservation	TCB	0.5741	2.050	14.597	75.582	1.177	
							WasteWair	No	0.05	0			0.000	
							Forestry	Ha	0.1525	0.000			0.000	
							Horticulture	Ha	0.22634	0.000			0.000	
	5109	HadimaniPundalikappa		11	3	Machinery	SoilMoistureConservation	TCB	0.5741	0.500	14.597	75.582	0.287	
							WasteWair	No	0.05	1			0.050	
							Forestry	Ha	0.1525	0.300			0.046	
							Horticulture	Ha	0.22634	0.000			0.000	
	5110	KambaliSankrappa		12	1	Machinery	SoilMoistureConservation	TCB	0.5741	1.450	14.597	75.582	0.832	
							WasteWair	No	0.05	1			0.050	
							Forestry	Ha	0.1525	0.600			0.092	
							Horticulture	Ha	0.22634	0.000			0.000	
	5112	KambaliBirappa		12	2	Machinery	SoilMoistureConservation	TCB	0.5741	2.400	14.597	75.582	1.378	

							WasteWair	No	0.05	2			0.100
							Forestry	Ha	0.1525	0.500			0.076
							Horticulture	Ha	0.22634	0.000			0.000
	5113	KambaliKenchammaKomKarabasappa		12	3	Machinery	SoilMoistureConservation	TCB	0.5741	1.920	14.597	75.582	1.102
							WasteWair	No	0.05	2			0.100

VillageName	Farmer Code	FarmerName	Aadhar Card No	Survey Number	RateType(Manually /Machine ry)	ActivityType(SoilMoistureCo nservervationActivity/Water HarvestingActivity)	ActivityName	Unit	UnitCost( InLakhs.)	Proposed Quantity	Latitude( Deg-Min- Sec)	Longitude (Deg-Min- Sec)	TotalCost (InLacs)	Site Photo
							Forestry	Ha	0.1525	0.500			0.076	
							Horticulture	Ha	0.22634	0.000			0.000	
	5114	KamabaliNilammaKomMaradeppa		12	4	Machinery	SoilMoistureConservation	TCB	0.5741	0.960	14.597	75.582	0.551	
							WasteWair	No	0.05	1			0.050	
							Forestry	Ha	0.1525	0.500			0.076	
							Horticulture	Ha	0.22634	0.000			0.000	
	5115	SivanandaBinHonnappaKamabli		12	5	Machinery	SoilMoistureConservation	TCB	0.5741	0.960	14.597	75.582	0.551	
							WasteWair	No	0.05	1			0.050	
							Forestry	Ha	0.1525	0.500			0.076	
							Horticulture	Ha	0.22634	0.000			0.000	
	5116	KuberappaKamabli		12	6	Machinery	SoilMoistureConservation	TCB	0.5741	0.960	14.597	75.582	0.551	
							WasteWair	No	0.05	1			0.050	
							Forestry	Ha	0.1525	0.500			0.076	
							Horticulture	Ha	0.22634	0.000			0.000	
	5117	ShanumakhappaKambli		12	7	Machinery	SoilMoistureConservation	TCB	0.5741	0.980	14.597	75.582	0.563	
							WasteWair	No	0.05	1			0.050	
							Forestry	Ha	0.1525	0.500			0.076	
							Horticulture	Ha	0.22634	0.000			0.000	
	5118	LakshamavvaHanuaireddyChoureddy		13	1	Machinery	SoilMoistureConservation	TCB	0.5741	0.400	14.597	75.582	0.230	
							WasteWair	No	0.05	1			0.050	
							Forestry	Ha	0.1525	0.200			0.031	
							Horticulture	Ha	0.22634	0.000			0.000	
	5119	LakshamavvaHanuaireddyChoureddy		13	2	Machinery	SoilMoistureConservation	TCB	0.5741	0.400	14.597	75.582	0.230	
							WasteWair	No	0.05	1			0.050	
							Forestry	Ha	0.1525	0.200			0.031	
							Horticulture	Ha	0.22634	0.000			0.000	
	5120	VenkateshaHanumareddyChoureddy		13	3	Machinery	SoilMoistureConservation	TCB	0.5741	0.770	14.597	75.582	0.442	
							WasteWair	No	0.05	0			0.000	
							Forestry	Ha	0.1525	0.500			0.076	
							Horticulture	Ha	0.22634	0.000			0.000	
	5121	HanumareddyKarabasappaChoureddy		13	4	Machinery	SoilMoistureConservation	TCB	0.5741	1.400	14.597	75.582	0.804	
							WasteWair	No	0.05	1			0.050	
							Forestry	Ha	0.1525	0.800			0.122	
							Horticulture	Ha	0.22634	0.000			0.000	
	5122	venkateshaHanumareddyChoureddy		13	5	Machinery	SoilMoistureConservation	TCB	0.5741	0.830	14.597	75.582	0.477	
							WasteWair	No	0.05	1			0.050	
							Forestry	Ha	0.1525	0.500			0.076	
							Horticulture	Ha	0.22634	0.000			0.000	
	5123	HanumareddykarabasappaChoureddy		13	6	Machinery	SoilMoistureConservation	TCB	0.5741	1.710	14.597	75.582	0.982	
							WasteWair	No	0.05	2			0.100	
							Forestry	Ha	0.1525	0.500			0.076	
							Horticulture	Ha	0.22634	0.000			0.000	
	5124	Choureddyhanumareddy		14	1	Machinery	SoilMoistureConservation	TCB	0.5741	1.150	14.597	75.582	0.660	
							WasteWair	No	0.05	1			0.050	
							Forestry	Ha	0.1525	0.800			0.122	
							Horticulture	Ha	0.22634	0.000			0.000	
	5125	MaradurKrishanappa		14	2	Machinery	SoilMoistureConservation	TCB	0.5741	0.820	14.597	75.582	0.471	

							WasteWair	No	0.05	1			0.050
							Forestry	Ha	0.1525	0.400			0.061
							Horticulture	Ha	0.22634	0.000			0.000
	5126	SivappanagappaManegar		15	*	Machinery	SoilMoistureConservation	TCB	0.5741	1.980	14.597	75.582	1.137
							WasteWair	No	0.05	2			0.100



VillageName	Farmer Code	FarmerName	Aadhar Card No	Survey Number	RateType(Manually /Machine ry)	ActivityType(SoilMoistureCo nservationActivity/Water HarvestingActivity)	ActivityName	Unit	UnitCost( InLakhs.)	Proposed Quantity	Latitude( Deg-Min- Sec)	Longitude (Deg-Min- Sec)	TotalCost (InLacs)	Site Photo
							Forestry	Ha	0.1525	0.500			0.076	
							Horticulture	Ha	0.22634	0.000			0.000	
	5127	PujarHanumappa		16	1	Machinery	SoilMoistureConservation	TCB	0.5741	0.700	14.597	75.582	0.402	
							WasteWair	No	0.05	1			0.050	
							Forestry	Ha	0.1525	0.300			0.046	
							Horticulture	Ha	0.22634	0.000			0.000	
	5128	PujarHanumavva		16	2	Machinery	SoilMoistureConservation	TCB	0.5741	0.700	14.597	75.582	0.402	
							WasteWair	No	0.05	1			0.050	
							Forestry	Ha	0.1525	0.300			0.046	
							Horticulture	Ha	0.22634	0.000			0.000	
	5129	KaddiKrishanappabinGovindappa		17	1	Machinery	SoilMoistureConservation	TCB	0.5741	2.940	14.597	75.582	1.688	
							WasteWair	No	0.05	3			0.150	
							Forestry	Ha	0.1525	0.800			0.122	
							Horticulture	Ha	0.22634	0.000			0.000	
	5130	MaradurVasappa		17	2A	Machinery	SoilMoistureConservation	TCB	0.5741	1.370	14.597	75.582	0.787	
							WasteWair	No	0.05	1			0.050	
							Forestry	Ha	0.1525	0.000			0.000	
							Horticulture	Ha	0.22634	0.000			0.000	
	5131	KaddiyavaraJayappa		17	2B	Machinery	SoilMoistureConservation	TCB	0.5741	1.560	14.597	75.582	0.896	
							WasteWair	No	0.05	1			0.050	
							Forestry	Ha	0.1525	1.000			0.153	
							Horticulture	Ha	0.22634	0.000			0.000	
	5132	KaddiHalappa		17	3	Machinery	SoilMoistureConservation	TCB	0.5741	2.930	14.597	75.582	1.682	
							WasteWair	No	0.05	3			0.150	
							Forestry	Ha	0.1525	0.800			0.122	
							Horticulture	Ha	0.22634	0.000			0.000	
	5133	KaddiyavaraVasudeva		17	4	Machinery	SoilMoistureConservation	TCB	0.5741	2.930	14.597	75.582	1.682	
							WasteWair	No	0.05	1			0.050	
							Forestry	Ha	0.1525	1.000			0.153	
							Horticulture	Ha	0.22634	0.000			0.000	
	5134	BattallaMukkundappa		18		Machinery	SoilMoistureConservation	TCB	0.5741	1.400	14.597	75.582	0.804	
							WasteWair	No	0.05	0			0.000	
							Forestry	Ha	0.1525	0.400			0.061	
							Horticulture	Ha	0.22634	1.000			0.226	
	5135	BattallaBasappa		18		Machinery	SoilMoistureConservation	TCB	0.5741	1.400	14.597	75.582	0.804	
							WasteWair	No	0.05	1			0.050	
							Forestry	Ha	0.1525	0.500			0.076	
							Horticulture	Ha	0.22634	0.000			0.000	
	5136	GireddyBasavareddi		18	1+2c	Machinery	SoilMoistureConservation	TCB	0.5741	1.430	14.597	75.582	0.821	
							WasteWair	No	0.05	0			0.000	
							Forestry	Ha	0.1525	0.500			0.076	
							Horticulture	Ha	0.22634	0.000			0.000	
	5137	BhattallaShivappaVisnappa		18	3	Machinery	SoilMoistureConservation	TCB	0.5741	0.720	14.597	75.582	0.413	
							WasteWair	No	0.05	1			0.050	
							Forestry	Ha	0.1525	0.500			0.076	
							Horticulture	Ha	0.22634	0.000			0.000	
	5138	BhattallaBasappaVishanappa		18	4	Machinery	SoilMoistureConservation	TCB	0.5741	0.720	14.597	75.582	0.413	

							WasteWair	No	0.05	1			0.050
							Forestry	Ha	0.1525	0.300			0.046
							Horticulture	Ha	0.22634	0.000			0.000
5139	BattallaMudukappabinShekappa		19	1	Machinery	SoilMoistureConservation	TCB	Ha	0.5741	1.000	14.597	75.582	0.574
							WasteWair	No	0.05	1			0.050

VillageName	Farmer Code	FarmerName	Aadhar Card No	Survey Number	RateType(Manually /Machine ry)	ActivityType(SoilMoistureCo nservationActivity/Water HarvestingActivity)	ActivityName	Unit	UnitCost( InLakhs.)	Proposed Quantity	Latitude( Deg-Min- Sec)	Longitude (Deg-Min- Sec)	TotalCost (InLacs)	Site Photo
							Forestry	Ha	0.1525	0.500			0.076	
							Horticulture	Ha	0.22634	0.000			0.000	
	5140	BattallaSomashekharappa		19	2	Machinery	SoilMoistureConservation	TCB	Ha	0.5741	0.700	14.597	75.582	0.402
							WasteWair	No	0.05	1			0.050	
							Forestry	Ha	0.1525	0.300			0.046	
							Horticulture	Ha	0.22634	0.000			0.000	
	5141	BattallaSomashekharappa		19	3	Machinery	SoilMoistureConservation	TCB	Ha	0.5741	0.740	14.597	75.582	0.425
							WasteWair	No	0.05	0			0.000	
							Forestry	Ha	0.1525	0.300			0.046	
							Horticulture	Ha	0.22634	0.000			0.000	
	5142	JayammakomLakshamappaYallapura		19	4	Machinery	SoilMoistureConservation	TCB	Ha	0.5741	0.200	14.597	75.582	0.115
							WasteWair	No	0.05	0			0.000	
							Forestry	Ha	0.1525	0.000			0.000	
							Horticulture	Ha	0.22634	0.000			0.000	
	5143	BhattallaMalatesha		19	4	Machinery	SoilMoistureConservation	TCB	Ha	0.5741	0.700	14.597	75.582	0.402
							WasteWair	No	0.05	1			0.050	
							Forestry	Ha	0.1525	0.400			0.061	
							Horticulture	Ha	0.22634	0.000			0.000	
	5144	BattallaManjappa		19	5	Machinery	SoilMoistureConservation	TCB	Ha	0.5741	0.900	14.597	75.582	0.517
							WasteWair	No	0.05	1			0.050	
							Forestry	Ha	0.1525	0.400			0.061	
							Horticulture	Ha	0.22634	0.000			0.000	
	5145	BattallaMudukappabinShekhappa		20	1	Machinery	SoilMoistureConservation	TCB	Ha	0.5741	0.500	14.597	75.582	0.287
							WasteWair	No	0.05	1			0.050	
							Forestry	Ha	0.1525	0.300			0.046	
							Horticulture	Ha	0.22634	0.000			0.000	
	4146	TabareddyBabureddy		20	2	Machinery	SoilMoistureConservation	TCB	Ha	0.5741	0.680	14.597	75.582	0.390
							WasteWair	No	0.05	1			0.050	
							Forestry	Ha	0.1525	0.000			0.000	
							Horticulture	Ha	0.22634	0.000			0.000	
	5147	BattallaManjunatha		20	3	Machinery	SoilMoistureConservation	TCB	Ha	0.5741	0.860	14.597	75.582	0.494
							WasteWair	No	0.05	1			0.050	
							Forestry	Ha	0.1525	0.400			0.061	
							Horticulture	Ha	0.22634	0.000			0.000	
	5148	YallapuraJayamma		20	4	Machinery	SoilMoistureConservation	TCB	Ha	0.5741	0.500	14.597	75.582	0.287
							WasteWair	No	0.05	1			0.050	
							Forestry	Ha	0.1525	0.000			0.000	
							Horticulture	Ha	0.22634	0.000			0.000	
	5149	BattallaKavya		20	5	Machinery	SoilMoistureConservation	TCB	Ha	0.5741	1.760	14.597	75.582	1.010
							WasteWair	No	0.05	2			0.100	
							Forestry	Ha	0.1525	0.800			0.122	
							Horticulture	Ha	0.22634	0.000			0.000	
	5150	BattallaKavya		20	5	Machinery	SoilMoistureConservation	TCB	Ha	0.5741	1.760	14.597	75.582	1.010
							WasteWair	No	0.05	0			0.000	
							Forestry	Ha	0.1525	0.000			0.000	
							Horticulture	Ha	0.22634	0.000			0.000	
	5151	GireddyMuneshabinBasavareddi		21	1+2e9	Machinery	SoilMoistureConservation	TCB	Ha	0.5741	1.200	14.597	75.582	0.689

							WasteWair	No	0.05	2			0.100
							Forestry	Ha	0.1525	0.400			0.061
							Horticulture	Ha	0.22634	0.000			0.000
5152	ChoureddyGurudevreddy		21	22	Machinery	SoilMoistureConservation	TCB	Ha	0.5741	1.600	14.597	75.582	0.919
							WasteWair	No	0.05	2			0.100

VillageName	Farmer Code	FarmerName	Aadhar Card No	Survey Number	RateType(Manually /Machine ry)	ActivityType(SoilMoistureCo nservationActivity/Water HarvestingActivity)	ActivityName	Unit	UnitCost( InLakhs.)	Proposed Quantity	Latitude( Deg-Min- Sec)	Longitude (Deg-Min- Sec)	TotalCost (InLacs)	Site Photo
							Forestry	Ha	0.1525	0.400			0.061	
							Horticulture	Ha	0.22634	0.000			0.000	
	5153	GireddyHemareddybinBasavaraddy		21 3	Machinery	SoilMoistureConservation	TCB	Ha	0.5741	0.440	14.597	75.582	0.253	
							WasteWair	No	0.05	1			0.050	
							Forestry	Ha	0.1525	0.000			0.000	
							Horticulture	Ha	0.22634	0.000			0.000	
	5154	BattallaBasappa		22 *	Machinery	SoilMoistureConservation	TCB	Ha	0.5741	2.160	14.597	75.582	1.240	
							WasteWair	No	0.05	0			0.000	
							Forestry	Ha	0.1525	0.500			0.076	
							Horticulture	Ha	0.22634	0.000			0.000	
	5155	HadimaniYankappa		22 .	Machinery	SoilMoistureConservation	TCB	Ha	0.5741	0.880	14.597	75.582	0.505	
							WasteWair	No	0.05	0			0.000	
							Forestry	Ha	0.1525	0.000			0.000	
							Horticulture	Ha	0.22634	0.000			0.000	
	5156	TimmappanavaraTippanna		23	Machinery	SoilMoistureConservation	TCB	Ha	0.5741	0.570	14.597	75.582	0.327	
							WasteWair	No	0.05	1			0.050	
							Forestry	Ha	0.1525	0.000			0.000	
							Horticulture	Ha	0.22634	0.000			0.000	
	5157	Timmappanavara Ganappa		23	Machinery	SoilMoistureConservation	TCB	Ha	0.5741	0.270	14.597	75.582	0.155	
							WasteWair	No	0.05	0			0.000	
							Forestry	Ha	0.1525	0.000			0.000	
							Horticulture	Ha	0.22634	0.000			0.000	
	5158	TimmappanavaraVishappa		23 1e	Machinery	SoilMoistureConservation	TCB	Ha	0.5741	0.300	14.597	75.582	0.172	
							WasteWair	No	0.05	0			0.000	
							Forestry	Ha	0.1525	0.000			0.000	
							Horticulture	Ha	0.22634	0.000			0.000	
	5159	BadigerChannappabinMadivalappa		23 2	Machinery	SoilMoistureConservation	TCB	Ha	0.5741	0.570	14.597	75.582	0.327	
							WasteWair	No	0.05	1			0.050	
							Forestry	Ha	0.1525	0.000			0.000	
							Horticulture	Ha	0.22634	0.000			0.000	
	5160	RatnavvakomKrishanappaBadiger		23 3	Machinery	SoilMoistureConservation	TCB	Ha	0.5741	0.140	14.597	75.582	0.080	
							WasteWair	No	0.05	0			0.000	
							Forestry	Ha	0.1525	0.000			0.000	
							Horticulture	Ha	0.22634	0.000			0.000	
	5161	BadigerChannappabinMadivalappa		23 5	Machinery	SoilMoistureConservation	TCB	Ha	0.5741	0.140	14.597	75.582	0.080	
							WasteWair	No	0.05	0			0.000	
							Forestry	Ha	0.1525	0.000			0.000	
							Horticulture	Ha	0.22634	0.000			0.000	
	5162	BadigerurfArkachariViracharibinJakanachari		23 6	Machinery	SoilMoistureConservation	TCB	Ha	0.5741	0.150	14.597	75.582	0.086	
							WasteWair	No	0.05	0			0.000	
							Forestry	Ha	0.1525	0.000			0.000	
							Horticulture	Ha	0.22634	0.000			0.000	
	5163	SomakkalavaraHanumappa		24 2e+2e	Machinery	SoilMoistureConservation	TCB	Ha	0.5741	0.110	14.597	75.582	0.063	
							WasteWair	No	0.05	0			0.000	
							Forestry	Ha	0.1525	0.000			0.000	
							Horticulture	Ha	0.22634	0.000			0.000	
	5164	HoleyachiMouneshappa		24 1e	Machinery	SoilMoistureConservation	TCB	Ha	0.5741	0.160	14.597	75.582	0.092	

							WasteWair	No	0.05	0			0.000
							Forestry	Ha	0.1525	0.000			0.000
							Horticulture	Ha	0.22634	0.000			0.000
5165	YogiSunanda		24	120	Machinery	SoilMoistureConservation	TCB	Ha	0.5741	0.210	14.597	75.582	0.121
							WasteWair	No	0.05	0			0.000

VillageName	Farmer Code	FarmerName	Aadhar Card No	Survey Number	RateType(Manually /Machine ry)	ActivityType(SoilMoistureCo nservervationActivity/Water HarvestingActivity)	ActivityName	Unit	UnitCost( InLakhs.)	Proposed Quantity	Latitude( Deg-Min- Sec)	Longitude (Deg-Min- Sec)	TotalCost (InLacs)	Site Photo
							Forestry	Ha	0.1525	0.200			0.031	
							Horticulture	Ha	0.22634	0.000			0.000	
	5166	BattallaSashidhara		24	3	Machinery	SoilMoistureConservation	TCB	0.5741	0.120	14.597	75.582	0.069	
							WasteWair	No	0.05	0			0.000	
							Forestry	Ha	0.1525	0.000			0.000	
							Horticulture	Ha	0.22634	0.000			0.000	
	5167	BattallaVijayalakshmi		24	4	Machinery	SoilMoistureConservation	TCB	0.5741	0.200	14.597	75.582	0.115	
							WasteWair	No	0.05	0			0.000	
							Forestry	Ha	0.1525	0.200			0.031	
							Horticulture	Ha	0.22634	0.000			0.000	
	5168	SobhaSubhasaPhalagi		24	5	Machinery	SoilMoistureConservation	TCB	0.5741	0.360	14.597	75.582	0.207	
							WasteWair	No	0.05	0			0.000	
							Forestry	Ha	0.1525	0.000			0.000	
							Horticulture	Ha	0.22634	0.000			0.000	
	5169	TolaliKashavva		25	10	Machinery	SoilMoistureConservation	TCB	0.5741	1.100	14.597	75.582	0.632	
							WasteWair	No	0.05	0			0.000	
							Forestry	Ha	0.1525	0.000			0.000	
							Horticulture	Ha	0.22634	0.000			0.000	
	5170	MaradurVasappa		25	10	Machinery	SoilMoistureConservation	TCB	0.5741	0.120	14.597	75.582	0.069	
							WasteWair	No	0.05	0			0.000	
							Forestry	Ha	0.1525	0.000			0.000	
							Horticulture	Ha	0.22634	0.000			0.000	
	5171	BattallaNagavva		26	1	Machinery	SoilMoistureConservation	TCB	0.5741	0.580	14.597	75.582	0.333	
							WasteWair	No	0.05	1			0.050	
							Forestry	Ha	0.1525	0.200			0.031	
							Horticulture	Ha	0.22634	0.000			0.000	
	5172	Dyavareddy		26	2	Machinery	SoilMoistureConservation	TCB	0.5741	0.910	14.597	75.582	0.522	
							WasteWair	No	0.05	1			0.050	
							Forestry	Ha	0.1525	0.200			0.031	
							Horticulture	Ha	0.22634	0.000			0.000	
	5173	KammarurArkachariChannappa		26	3	Machinery	SoilMoistureConservation	TCB	0.5741	1.200	14.597	75.582	0.689	
							WasteWair	No	0.05	0			0.000	
							Forestry	Ha	0.1525	0.000			0.000	
							Horticulture	Ha	0.22634	0.000			0.000	
	5174	Moueshappa		26	4	Machinery	SoilMoistureConservation	TCB	0.5741	0.910	14.597	75.582	0.522	
							WasteWair	No	0.05	0			0.000	
							Forestry	Ha	0.1525	0.000			0.000	
							Horticulture	Ha	0.22634	0.000			0.000	
	5175	BattallaRatnavva		27	*	Machinery	SoilMoistureConservation	TCB	0.5741	1.050	14.597	75.582	0.603	
							WasteWair	No	0.05	1			0.050	
							Forestry	Ha	0.1525	0.200			0.031	
							Horticulture	Ha	0.22634	0.000			0.000	
	5176	ShidaganalaShashikala		27	*	Machinery	SoilMoistureConservation	TCB	0.5741	1.050	14.597	75.582	0.603	
							WasteWair	No	0.05	1			0.050	
							Forestry	Ha	0.1525	0.400			0.061	
							Horticulture	Ha	0.22634	0.000			0.000	
	5177	MaradarMalatesh		28		Machinery	SoilMoistureConservation	TCB	0.5741	0.600	14.597	75.582	0.344	

								WasteWair	No	0.05	1			0.050
								Forestry	Ha	0.1525	0.200			0.031
								Horticulture	Ha	0.22634	0.000			0.000
	5178	KaddiHalappa		28	1	Machinery	SoilMoistureConservation	TCB	Ha	0.5741	0.960	14.597	75.582	0.551
								WasteWair	No	0.05	1			0.050



VillageName	Farmer Code	FarmerName	Aadhar Card No	Survey Number	RateType(Manually /Machine ry)	ActivityType(SoilMoistureCo nservationActivity/Water HarvestingActivity)	ActivityName	Unit	UnitCost( InLakhs.)	Proposed Quantity	Latitude( Deg-Min- Sec)	Longitude (Deg-Min- Sec)	TotalCost (InLacs)	Site Photo
							Forestry	Ha	0.1525	0.000			0.000	
							Horticulture	Ha	0.22634	0.000			0.000	
	5179	KaddiHallappa		28	29	Machinery	SoilMoistureConservation	TCB	0.5741	0.450	14.597	75.582	0.258	
							WasteWair	No	0.05	0			0.000	
							Forestry	Ha	0.1525	0.000			0.000	
							Horticulture	Ha	0.22634	0.000			0.000	
	5180	Kasavva		29	19	Machinery	SoilMoistureConservation	TCB	0.5741	0.800	14.597	75.582	0.459	
							WasteWair	No	0.05	1			0.050	
							Forestry	Ha	0.1525	0.000			0.000	
							Horticulture	Ha	0.22634	0.000			0.000	
	5181	MaradarMalatesha		29	120	Machinery	SoilMoistureConservation	TCB	0.5741	0.700	14.597	75.582	0.402	
							WasteWair	No	0.05	1			0.050	
							Forestry	Ha	0.1525	0.300			0.046	
							Horticulture	Ha	0.22634	0.000			0.000	
	5182	KuntimentiShivappa		29	120	Machinery	SoilMoistureConservation	TCB	0.5741	0.180	14.597	75.582	0.103	
							WasteWair	No	0.05	0			0.000	
							Forestry	Ha	0.1525	0.200			0.031	
							Horticulture	Ha	0.22634	0.000			0.000	
	5183	KuntimentiBasappa		29	120	Machinery	SoilMoistureConservation	TCB	0.5741	0.630	14.597	75.582	0.362	
							WasteWair	No	0.05	1			0.050	
							Forestry	Ha	0.1525	0.200			0.031	
							Horticulture	Ha	0.22634	0.000			0.000	
	5184	KuntimentiShivappa		29	120	Machinery	SoilMoistureConservation	TCB	0.5741	0.450	14.597	75.582	0.258	
							WasteWair	No	0.05	0			0.000	
							Forestry	Ha	0.1525	0.000			0.000	
							Horticulture	Ha	0.22634	0.000			0.000	
	5185	KuntimentiShivapa		29	120	Machinery	SoilMoistureConservation	TCB	0.5741	0.250	14.597	75.582	0.144	
							WasteWair	No	0.05	0			0.000	
							Forestry	Ha	0.1525	0.000			0.000	
							Horticulture	Ha	0.22634	0.000			0.000	
	5186	KuntimentiBasappa		29	120	Machinery	SoilMoistureConservation	TCB	0.5741	0.240	14.597	75.582	0.138	
							WasteWair	No	0.05	0			0.000	
							Forestry	Ha	0.1525	0.000			0.000	
							Horticulture	Ha	0.22634	0.000			0.000	
	5187	KuntimentiMallappa		29	120	Machinery	SoilMoistureConservation	TCB	0.5741	0.800	14.597	75.582	0.459	
							WasteWair	No	0.05	1			0.050	
							Forestry	Ha	0.1525	0.300			0.046	
							Horticulture	Ha	0.22634	0.000			0.000	
	5188	KuntimentiDharamappa		29	19	Machinery	SoilMoistureConservation	TCB	0.5741	0.800	14.597	75.582	0.459	
							WasteWair	No	0.05	1			0.050	
							Forestry	Ha	0.1525	0.200			0.031	
							Horticulture	Ha	0.22634	0.000			0.000	
	5189	kuntimentiPaddavva		29	120	Machinery	SoilMoistureConservation	TCB	0.5741	0.620	14.597	75.582	0.356	
							WasteWair	No	0.05	1			0.050	
							Forestry	Ha	0.1525	0.300			0.046	
							Horticulture	Ha	0.22634	0.000			0.000	
	5190	kuntimentiMallappa		29	120	Machinery	SoilMoistureConservation	TCB	0.5741	1.750	14.597	75.582	1.005	

								WasteWair	No	0.05	2			0.100
								Forestry	Ha	0.1525	0.500			0.076
								Horticulture	Ha	0.22634	0.000			0.000
5191	KuntimentiGovinadappa		29	125	Machinery	SoilMoistureConservation	TCB	Ha	0.5741	0.730	14.597	75.582		0.419
								WasteWair	No	0.05	1			0.050

VillageName	Farmer Code	FarmerName	Aadhar Card No	Survey Number	RateType(Manually /Machine ry)	ActivityType(SoilMoistureCo nservervationActivity/Water HarvestingActivity)	ActivityName	Unit	UnitCost( InLakhs.)	Proposed Quantity	Latitude( Deg-Min- Sec)	Longitude (Deg-Min- Sec)	TotalCost (InLacs)	Site Photo
							Forestry	Ha	0.1525	0.300			0.046	
							Horticulture	Ha	0.22634	0.000			0.000	
	5192	KuntimentiPadmavva		29	123	Machinery	SoilMoistureConservation	TCB	0.5741	0.240	14.597	75.582	0.138	
							WasteWair	No	0.05	0			0.000	
							Forestry	Ha	0.1525	0.000			0.000	
							Horticulture	Ha	0.22634	0.000			0.000	
	5193	PatilDroupathiurfPadmavathi		29	209	Machinery	SoilMoistureConservation	TCB	0.5741	0.920	14.597	75.582	0.528	
							WasteWair	No	0.05	1			0.050	
							Forestry	Ha	0.1525	0.300			0.046	
							Horticulture	Ha	0.22634	0.000			0.000	
	5194	HadimaniRamakrishanappa		29	223	Machinery	SoilMoistureConservation	TCB	0.5741	1.160	14.597	75.582	0.666	
							WasteWair	No	0.05	1			0.050	
							Forestry	Ha	0.1525	0.500			0.076	
							Horticulture	Ha	0.22634	0.000			0.000	
	5195	KaddiNarendra		30	1	Machinery	SoilMoistureConservation	TCB	0.5741	1.120	14.597	75.582	0.643	
							WasteWair	No	0.05	1			0.050	
							Forestry	Ha	0.1525	0.500			0.076	
							Horticulture	Ha	0.22634	0.000			0.000	
	5196	KaddiyavaraurfKaddiGanagamma		30	1	Machinery	SoilMoistureConservation	TCB	0.5741	2.400	14.597	75.582	1.378	
							WasteWair	No	0.05	1			0.050	
							Forestry	Ha	0.1525	0.500			0.076	
							Horticulture	Ha	0.22634	0.000			0.000	
	5197	KaddiSavitravvakomKrishanappa		30	2	Machinery	SoilMoistureConservation	TCB	0.5741	1.020	14.597	75.582	0.586	
							WasteWair	No	0.05	1			0.050	
							Forestry	Ha	0.1525	1.000			0.153	
							Horticulture	Ha	0.22634	0.000			0.000	
	5198	KaddiyavaraSridhara		30	3	Machinery	SoilMoistureConservation	TCB	0.5741	5.840	14.597	75.582	3.353	
							WasteWair	No	0.05	0			0.000	
							Forestry	Ha	0.1525	0.000			0.000	
							Horticulture	Ha	0.22634	0.000			0.000	
	5199	KaddiGirishabinKrishanappa		31	1	Machinery	SoilMoistureConservation	TCB	0.5741	3.420	14.597	75.582	1.963	
							WasteWair	No	0.05	3			0.150	
							Forestry	Ha	0.1525	1.000			0.153	
							Horticulture	Ha	0.22634	0.000			0.000	
	5200	KaddiAshoka		31	2	Machinery	SoilMoistureConservation	TCB	0.5741	1.000	14.597	75.582	0.574	
							WasteWair	No	0.05	0			0.000	
							Forestry	Ha	0.1525	0.500			0.076	
							Horticulture	Ha	0.22634	0.000			0.000	
	5201	KaddiyavaraJayappa		31	3	Machinery	SoilMoistureConservation	TCB	0.5741	0.920	14.597	75.582	0.528	
							WasteWair	No	0.05	1			0.050	
							Forestry	Ha	0.1525	0.500			0.076	
							Horticulture	Ha	0.22634	0.000			0.000	
	5202	KaddiManujunatha		31	4	Machinery	SoilMoistureConservation	TCB	0.5741	1.000	14.597	75.582	0.574	
							WasteWair	No	0.05	1			0.050	
							Forestry	Ha	0.1525	0.800			0.122	
							Horticulture	Ha	0.22634	0.000			0.000	
	5203	HadimaniSrikantareddy		32		Machinery	SoilMoistureConservation	TCB	0.5741	0.780	14.597	75.582	0.448	

							WasteWair	No	0.05	1			0.050
							Forestry	Ha	0.1525	0.400			0.061
							Horticulture	Ha	0.22634	0.000			0.000
5204	KaddiAshoka		32	1	Machinery	SoilMoistureConservation	TCB	Ha	0.5741	0.800	14.597	75.582	0.459
							WasteWair	No	0.05	1			0.050

VillageName	Farmer Code	FarmerName	Aadhar Card No	Survey Number	RateType(Manually /Machine ry)	ActivityType(SoilMoistureCo nservationActivity/Water HarvestingActivity)	ActivityName	Unit	UnitCost( InLakhs.)	Proposed Quantity	Latitude( Deg-Min- Sec)	Longitude (Deg-Min- Sec)	TotalCost (InLacs)	Site Photo
							Forestry	Ha	0.1525	0.400			0.061	
							Horticulture	Ha	0.22634	0.000			0.000	
	5205	MegalamaniMahamadsab		32	2	Machinery	SoilMoistureConservation	TCB	Ha	0.5741	0.160	14.597	75.582	0.092
							WasteWair	No	0.05	0			0.000	
							Forestry	Ha	0.1525	0.100			0.015	
							Horticulture	Ha	0.22634	0.000			0.000	
	5206	HadimaniPrakashabinMukkundappa		32	3	Machinery	SoilMoistureConservation	TCB	Ha	0.5741	0.850	14.597	75.582	0.488
							WasteWair	No	0.05	1			0.050	
							Forestry	Ha	0.1525	0.200			0.031	
							Horticulture	Ha	0.22634	0.000			0.000	
	5207	KaddiManjunatha		32	4	Machinery	SoilMoistureConservation	TCB	Ha	0.5741	0.800	14.597	75.582	0.459
							WasteWair	No	0.05	1			0.050	
							Forestry	Ha	0.1525	0.400			0.061	
							Horticulture	Ha	0.22634	0.000			0.000	
	5208	MalagiBabusab		32	4	Machinery	SoilMoistureConservation	TCB	Ha	0.5741	0.480	14.597	75.582	0.276
							WasteWair	No	0.05	1			0.050	
							Forestry	Ha	0.1525	0.000			0.000	
							Horticulture	Ha	0.22634	0.000			0.000	
	5209	NajirasabJamalasabMalagi		32	5	Machinery	SoilMoistureConservation	TCB	Ha	0.5741	0.160	14.597	75.582	0.092
							WasteWair	No	0.05	0			0.000	
							Forestry	Ha	0.1525	0.100			0.015	
							Horticulture	Ha	0.22634	0.000			0.000	
	5210	PakkirasabJammusabAgasarurfMalagi		32	6	Machinery	SoilMoistureConservation	TCB	Ha	0.5741	0.400	14.597	75.582	0.230
							WasteWair	No	0.05	0			0.000	
							Forestry	Ha	0.1525	0.200			0.031	
							Horticulture	Ha	0.22634	0.000			0.000	
	5211	ChamanasabJammusabAgasar		32	7	Machinery	SoilMoistureConservation	TCB	Ha	0.5741	0.400	14.597	75.582	0.230
							WasteWair	No	0.05	0			0.000	
							Forestry	Ha	0.1525	0.200			0.031	
							Horticulture	Ha	0.22634	0.000			0.000	
	5212	HadimaniBabureddy		32	8	Machinery	SoilMoistureConservation	TCB	Ha	0.5741	0.800	14.597	75.582	0.459
							WasteWair	No	0.05	0			0.000	
							Forestry	Ha	0.1525	0.400			0.061	
							Horticulture	Ha	0.22634	0.000			0.000	
	5213	HadimaniParasuramabinMukkundappa		32	9	Machinery	SoilMoistureConservation	TCB	Ha	0.5741	0.850	14.597	75.582	0.488
							WasteWair	No	0.05	1			0.050	
							Forestry	Ha	0.1525	0.300			0.046	
							Horticulture	Ha	0.22634	0.000			0.000	
	5214	BattallaNarayanappa		33		Machinery	SoilMoistureConservation	TCB	Ha	0.5741	1.600	14.597	75.582	0.919
							WasteWair	No	0.05	2			0.100	
							Forestry	Ha	0.1525	0.500			0.076	
							Horticulture	Ha	0.22634	0.000			0.000	
	5215	HadimaniRamakrishanappa		33	1	Machinery	SoilMoistureConservation	TCB	Ha	0.5741	0.790	14.597	75.582	0.454
							WasteWair	No	0.05	1			0.050	
							Forestry	Ha	0.1525	0.400			0.061	
							Horticulture	Ha	0.22634	0.000			0.000	
	5216	HadimaniJayappa		33	1	Machinery	SoilMoistureConservation	TCB	Ha	0.5741	1.600	14.597	75.582	0.919

							WasteWair	No	0.05	2			0.100
							Forestry	Ha	0.1525	0.500			0.076
							Horticulture	Ha	0.22634	0.000			0.000
5217	SankrappaVenkappaHadimani		33	2	Machinery	SoilMoistureConservation	TCB	Ha	0.5741	0.800	14.597	75.582	0.459
							WasteWair	No	0.05	1			0.050

VillageName	Farmer Code	FarmerName	Aadhar Card No	Survey Number	RateType(Manually /Machine ry)	ActivityType(SoilMoistureCo nservationActivity/Water HarvestingActivity)	ActivityName	Unit	UnitCost( InLakhs.)	Proposed Quantity	Latitude( Deg-Min- Sec)	Longitude (Deg-Min- Sec)	TotalCost (InLacs)	Site Photo
							Forestry	Ha	0.1525	0.400			0.061	
							Horticulture	Ha	0.22634	0.000			0.000	
	5218	BattallaBasappa		33	3	Machinery	SoilMoistureConservation	TCB	0.5741	1.440	14.597	75.582	0.827	
							WasteWair	No	0.05	1			0.050	
							Forestry	Ha	0.1525	0.400			0.061	
							Horticulture	Ha	0.22634	0.000			0.000	
	5219	GireddyKartikabinBasavareddyasdartayishobha		33	4	Machinery	SoilMoistureConservation	TCB	0.5741	0.800	14.597	75.582	0.459	
							WasteWair	No	0.05	1			0.050	
							Forestry	Ha	0.1525	0.300			0.046	
							Horticulture	Ha	0.22634	0.000			0.000	
	5220	SomakkalavaraMallikarjunappa		34	1	Machinery	SoilMoistureConservation	TCB	0.5741	1.080	14.597	75.582	0.620	
							WasteWair	No	0.05	1			0.050	
							Forestry	Ha	0.1525	0.400			0.061	
							Horticulture	Ha	0.22634	0.000			0.000	
	5221	SomakkalavarHunumappa		34	1	Machinery	SoilMoistureConservation	TCB	0.5741	2.000	14.597	75.582	1.148	
							WasteWair	No	0.05	1			0.050	
							Forestry	Ha	0.1525	0.500			0.076	
							Horticulture	Ha	0.22634	0.000			0.000	
	5222	PhalagiHanumantareddybinRamachandra		34	2	Machinery	SoilMoistureConservation	TCB	0.5741	3.800	14.597	75.582	2.182	
							WasteWair	No	0.05	3			0.150	
							Forestry	Ha	0.1525	1.000			0.153	
							Horticulture	Ha	0.22634	0.000			0.000	
	5223	PhalagiHanumantareddybinRamachandra		35		Machinery	SoilMoistureConservation	TCB	0.5741	0.580	14.597	75.582	0.333	
							WasteWair	No	0.05	1			0.050	
							Forestry	Ha	0.1525	0.200			0.031	
							Horticulture	Ha	0.22634	0.000			0.000	
	5224	Phalagisittamma		35		Machinery	SoilMoistureConservation	TCB	0.5741	1.800	14.597	75.582	1.033	
							WasteWair	No	0.05	1			0.050	
							Forestry	Ha	0.1525	0.500			0.076	
							Horticulture	Ha	0.22634	0.000			0.000	
	5225	Goudashivannavara Basavaraja		35		Machinery	SoilMoistureConservation	TCB	0.5741	1.740	14.597	75.582	0.999	
							WasteWair	No	0.05	1			0.050	
							Forestry	Ha	0.1525	0.500			0.076	
							Horticulture	Ha	0.22634	0.000			0.000	
	5226	BattallaMalatesha		35		Machinery	SoilMoistureConservation	TCB	0.5741	0.800	14.597	75.582	0.459	
							WasteWair	No	0.05	0			0.000	
							Forestry	Ha	0.1525	0.400			0.061	
							Horticulture	Ha	0.22634	0.000			0.000	
	5227	PhalagiSittamma		35		Machinery	SoilMoistureConservation	TCB	0.5741	1.340	14.597	75.582	0.769	
							WasteWair	No	0.05	1			0.050	
							Forestry	Ha	0.1525	0.500			0.076	
							Horticulture	Ha	0.22634	0.000			0.000	
	5228	BattallaPrakasha		35	120	Machinery	SoilMoistureConservation	TCB	0.5741	1.800	14.597	75.582	1.033	
							WasteWair	No	0.05	1			0.050	
							Forestry	Ha	0.1525	0.500			0.076	
							Horticulture	Ha	0.22634	0.000			0.000	
	5229	BasappaMahadevappaGoudashivannavara		35	3	Machinery	SoilMoistureConservation	TCB	0.5741	0.400	14.597	75.582	0.230	

							WasteWair	No	0.05	0			0.000
							Forestry	Ha	0.1525	0.300			0.046
							Horticulture	Ha	0.22634	0.000			0.000
5230	KalakattiHanumareddy		36	1	Machinery	SoilMoistureConservation	TCB	Ha	0.5741	0.430	14.597	75.582	0.247
							WasteWair	No	0.05	0			0.000



VillageName	Farmer Code	FarmerName	Aadhar Card No	Survey Number	RateType(Manually /Machine ry)	ActivityType(SoilMoistureCo nservervationActivity/Water HarvestingActivity)	ActivityName	Unit	UnitCost( InLakhs.)	Proposed Quantity	Latitude( Deg-Min- Sec)	Longitude (Deg-Min- Sec)	TotalCost (InLacs)	Site Photo
							Forestry	Ha	0.1525	0.000			0.000	
							Horticulture	Ha	0.22634	0.000			0.000	
	5231	VirupakshappaAngadi		36	123	Machinery	SoilMoistureConservation	TCB	Ha	0.5741	0.440	14.597	75.582	0.253
							WasteWair	No	0.05	0			0.000	
							Forestry	Ha	0.1525	0.200			0.031	
							Horticulture	Ha	0.22634	0.000			0.000	
	5232	PhalagiPadamavathikomMouneshappa		36	2	Machinery	SoilMoistureConservation	TCB	Ha	0.5741	0.410	14.597	75.582	0.235
							WasteWair	No	0.05	0			0.000	
							Forestry	Ha	0.1525	0.200			0.031	
							Horticulture	Ha	0.22634	0.000			0.000	
	5233	BajaraddyNagappa		36	2	Machinery	SoilMoistureConservation	TCB	Ha	0.5741	0.410	14.597	75.582	0.235
							WasteWair	No	0.05	0			0.000	
							Forestry	Ha	0.1525	0.200			0.031	
							Horticulture	Ha	0.22634	0.000			0.000	
	5234	BadagiurfArkhachariNirmala		36	3	Machinery	SoilMoistureConservation	TCB	Ha	0.5741	0.780	14.597	75.582	0.448
							WasteWair	No	0.05	0			0.000	
							Forestry	Ha	0.1525	0.300			0.046	
							Horticulture	Ha	0.22634	0.000			0.000	
	5235	BadigeraurfArachariVirabhadrappa		36	4	Machinery	SoilMoistureConservation	TCB	Ha	0.5741	0.380	14.597	75.582	0.218
							WasteWair	No	0.05	0			0.000	
							Forestry	Ha	0.1525	0.000			0.000	
							Horticulture	Ha	0.22634	0.800			0.181	
	5236	BadigerurfArkachariChandrappa		36	5	Machinery	SoilMoistureConservation	TCB	Ha	0.5741	0.380	14.597	75.582	0.218
							WasteWair	No	0.05	2			0.100	
							Forestry	Ha	0.1525	0.000			0.000	
							Horticulture	Ha	0.22634	0.700			0.158	
	5237	KuppelururfHalageriMahammadasafi		37	1	Machinery	SoilMoistureConservation	TCB	Ha	0.5741	2.200	14.597	75.582	1.263
							WasteWair	No	0.05	1			0.050	
							Forestry	Ha	0.1525	0.500			0.076	
							Horticulture	Ha	0.22634	0.000			0.000	
	5238	Kuppelururf HalageriJiyavulla		37	2	Machinery	SoilMoistureConservation	TCB	Ha	0.5741	2.000	14.597	75.582	1.148
							WasteWair	No	0.05	2			0.100	
							Forestry	Ha	0.1525	0.500			0.076	
							Horticulture	Ha	0.22634	0.000			0.000	
	5239	AsundiAminabi		37	3	Machinery	SoilMoistureConservation	TCB	Ha	0.5741	1.700	14.597	75.582	0.976
							WasteWair	No	0.05	2			0.100	
							Forestry	Ha	0.1525	0.500			0.076	
							Horticulture	Ha	0.22634	0.000			0.000	
	5240	AsundiNissarAhamadbinMahamadali		37	4	Machinery	SoilMoistureConservation	TCB	Ha	0.5741	2.000	14.597	75.582	1.148
							WasteWair	No	0.05	2			0.100	
							Forestry	Ha	0.1525	0.500			0.076	
							Horticulture	Ha	0.22634	0.000			0.000	
	5241	HadimaniShobha		37	5	Machinery	SoilMoistureConservation	TCB	Ha	0.5741	1.110	14.597	75.582	0.637
							WasteWair	No	0.05	1			0.050	
							Forestry	Ha	0.1525	0.400			0.061	
							Horticulture	Ha	0.22634	0.000			0.000	
	5242	YogiPadmavathi		38	1	Machinery	SoilMoistureConservation	TCB	Ha	0.5741	0.570	14.597	75.582	0.327

								WasteWair	No	0.05	1			0.050
								Forestry	Ha	0.1525	0.300			0.046
								Horticulture	Ha	0.22634	0.000			0.000
	5243	YogiVishanappa		38	2	Machinery	SoilMoistureConservation	TCB	Ha	0.5741	0.540	14.597	75.582	0.310
								WasteWair	No	0.05	1			0.050

VillageName	Farmer Code	FarmerName	Aadhar Card No	Survey Number	RateType(Manually /Machine ry)	ActivityType(SoilMoistureCo nservervationActivity/Water HarvestingActivity)	ActivityName	Unit	UnitCost( InLakhs.)	Proposed Quantity	Latitude( Deg-Min- Sec)	Longitude (Deg-Min- Sec)	TotalCost (InLacs)	Site Photo
							Forestry	Ha	0.1525	0.000			0.000	
							Horticulture	Ha	0.22634	0.000			0.000	
	5244	YogiVishanappa		38	3	Machinery	SoilMoistureConservation	TCB	Ha	0.5741	0.570	14.597	75.582	0.327
							WasteWair	No	0.05	1			0.050	
							Forestry	Ha	0.1525	0.200			0.031	
							Horticulture	Ha	0.22634	0.000			0.000	
	5245	YogiVishanappa		38	4	Machinery	SoilMoistureConservation	TCB	Ha	0.5741	0.540	14.597	75.582	0.310
							WasteWair	No	0.05	0			0.000	
							Forestry	Ha	0.1525	0.500			0.076	
							Horticulture	Ha	0.22634	0.000			0.000	
	5246	YogiJanammakomLakshamappa		38	5	Machinery	SoilMoistureConservation	TCB	Ha	0.5741	0.560	14.597	75.582	0.321
							WasteWair	No	0.05	0			0.000	
							Forestry	Ha	0.1525	0.500			0.076	
							Horticulture	Ha	0.22634	0.000			0.000	
	5247	HadimaniShobha		39	1	Machinery	SoilMoistureConservation	TCB	Ha	0.5741	2.590	14.597	75.582	1.487
							WasteWair	No	0.05	2			0.100	
							Forestry	Ha	0.1525	0.400			0.061	
							Horticulture	Ha	0.22634	0.000			0.000	
	5248	BanakarChannabasappa		39	2	Machinery	SoilMoistureConservation	TCB	Ha	0.5741	2.000	14.597	75.582	1.148
							WasteWair	No	0.05	2			0.100	
							Forestry	Ha	0.1525	0.500			0.076	
							Horticulture	Ha	0.22634	0.000			0.000	
	5249	BanakaraKarabasappa		39	3	Machinery	SoilMoistureConservation	TCB	Ha	0.5741	1.700	14.597	75.582	0.976
							WasteWair	No	0.05	2			0.100	
							Forestry	Ha	0.1525	0.500			0.076	
							Horticulture	Ha	0.22634	0.000			0.000	
	5250	PatilHuvakka		40	1	Machinery	SoilMoistureConservation	TCB	Ha	0.5741	1.080	14.597	75.582	0.620
							WasteWair	No	0.05	1			0.050	
							Forestry	Ha	0.1525	0.200			0.031	
							Horticulture	Ha	0.22634	0.000			0.000	
	5251	HuvakkaBasanagoudaPatil		40	1	Machinery	SoilMoistureConservation	TCB	Ha	0.5741	0.280	14.597	75.582	0.161
							WasteWair	No	0.05	0			0.000	
							Forestry	Ha	0.1525	0.200			0.031	
							Horticulture	Ha	0.22634	0.000			0.000	
	5252	JanardanagoudaNinganagoudaPatil		40	1	Machinery	SoilMoistureConservation	TCB	Ha	0.5741	0.200	14.597	75.582	0.115
							WasteWair	No	0.05	0			0.000	
							Forestry	Ha	0.1525	0.100			0.015	
							Horticulture	Ha	0.22634	0.000			0.000	
	5253	naganagoudaNinganagoudaPatil		40	1	Machinery	SoilMoistureConservation	TCB	Ha	0.5741	1.730	14.597	75.582	0.993
							WasteWair	No	0.05	1			0.050	
							Forestry	Ha	0.1525	0.500			0.076	
							Horticulture	Ha	0.22634	0.000			0.000	
	5254	EddemuddemanavraDraksayaniPuttappa		40	1	Machinery	SoilMoistureConservation	TCB	Ha	0.5741	3.460	14.597	75.582	1.986
							WasteWair	No	0.05	2			0.100	
							Forestry	Ha	0.1525	0.400			0.061	
							Horticulture	Ha	0.22634	0.000			0.000	
	5255	patilsivanagouda		40	2+3	Machinery	SoilMoistureConservation	TCB	Ha	0.5741	2.040	14.597	75.582	1.171

								WasteWair	No	0.05	2			0.100
								Forestry	Ha	0.1525	0.400			0.061
								Horticulture	Ha	0.22634	0.000			0.000
5256	patilsivanagouda		40	4	Machinery	SoilMoistureConservation		TCB	Ha	0.5741	0.560	14.597	75.582	0.321
								WasteWair	No	0.05	1			0.050

VillageName	Farmer Code	FarmerName	Aadhar Card No	Survey Number	RateType(Manually /Machine ry)	ActivityType(SoilMoistureCo nservervationActivity/Water HarvestingActivity)	ActivityName	Unit	UnitCost( InLakhs.)	Proposed Quantity	Latitude( Deg-Min- Sec)	Longitude (Deg-Min- Sec)	TotalCost (InLacs)	Site Photo
							Forestry	Ha	0.1525	0.200			0.031	
							Horticulture	Ha	0.22634	0.000			0.000	
	5257	PatilKasturevvaJagadevappa		41	1	Machinery	SoilMoistureConservation	TCB	0.5741	3.200	14.597	75.582	1.837	
							WasteWair	No	0.05	2			0.100	
							Forestry	Ha	0.1525	0.500			0.076	
							Horticulture	Ha	0.22634	0.000			0.000	
	5258	MulimaniUmeshappa		41	1	Machinery	SoilMoistureConservation	TCB	0.5741	2.450	14.597	75.582	1.407	
							WasteWair	No	0.05	2			0.100	
							Forestry	Ha	0.1525	0.300			0.046	
							Horticulture	Ha	0.22634	0.000			0.000	
	5259	Mulimanimanjappa		41	1	Machinery	SoilMoistureConservation	TCB	0.5741	2.400	14.597	75.582	1.378	
							WasteWair	No	0.05	2			0.100	
							Forestry	Ha	0.1525	0.300			0.046	
							Horticulture	Ha	0.22634	0.000			0.000	
	5260	RamappaKariyappaDoddamani		41	2	Machinery	SoilMoistureConservation	TCB	0.5741	0.400	14.597	75.582	0.230	
							WasteWair	No	0.05	0			0.000	
							Forestry	Ha	0.1525	0.200			0.031	
							Horticulture	Ha	0.22634	0.000			0.000	
	5261	MahadevappaKariyappaDoddamani		41	3	Machinery	SoilMoistureConservation	TCB	0.5741	0.400	14.597	75.582	0.230	
							WasteWair	No	0.05	0			0.000	
							Forestry	Ha	0.1525	0.200			0.031	
							Horticulture	Ha	0.22634	0.000			0.000	
	5262	SivappaKariyappaDoddamani		41	4	Machinery	SoilMoistureConservation	TCB	0.5741	0.400	14.597	75.582	0.230	
							WasteWair	No	0.05	0			0.000	
							Forestry	Ha	0.1525	0.200			0.031	
							Horticulture	Ha	0.22634	0.000			0.000	
	5263	BasappakariyappaDoddamani		41	5	Machinery	SoilMoistureConservation	TCB	0.5741	0.400	14.597	75.582	0.230	
							WasteWair	No	0.05	0			0.000	
							Forestry	Ha	0.1525	0.100			0.015	
							Horticulture	Ha	0.22634	0.000			0.000	
	5264	JadhavaPrakashabinNingappa		42	11	Machinery	SoilMoistureConservation	TCB	0.5741	0.600	14.597	75.582	0.344	
							WasteWair	No	0.05	1			0.050	
							Forestry	Ha	0.1525	0.300			0.046	
							Horticulture	Ha	0.22634	0.000			0.000	
	5265	JadhavaChandrasekharabinNingappa		42	12	Machinery	SoilMoistureConservation	TCB	0.5741	0.600	14.597	75.582	0.344	
							WasteWair	No	0.05	1			0.050	
							Forestry	Ha	0.1525	0.300			0.046	
							Horticulture	Ha	0.22634	0.000			0.000	
	5266	JadhavaChandrasekharabinNingappa		42	13	Machinery	SoilMoistureConservation	TCB	0.5741	0.120	14.597	75.582	0.069	
							WasteWair	No	0.05	0			0.000	
							Forestry	Ha	0.1525	0.000			0.000	
							Horticulture	Ha	0.22634	0.000			0.000	
	5267	RajanalliMallappabinRamapa		42	14	Machinery	SoilMoistureConservation	TCB	0.5741	0.850	14.597	75.582	0.488	
							WasteWair	No	0.05	3			0.150	
							LRRS	No	2.5	1			2.500	
							Horticulture	Ha	0.22634	0.000			0.000	
	5268	BasavareddiVenkareddy		42	2	Machinery	SoilMoistureConservation	TCB	0.5741	1.200	14.597	75.582	0.689	

							WasteWair	No	0.05	1			0.050
							Forestry	Ha	0.1525	0.200			0.031
							Horticulture	Ha	0.22634	0.000			0.000
5269	BasavaraeddyHanumareddy		42	3	Machinery	SoilMoistureConservation	TCB	Ha	0.5741	1.600	14.597	75.582	0.919
							WasteWair	No	0.05	1			0.050

VillageName	Farmer Code	FarmerName	Aadhar Card No	Survey Number	RateType(Manually /Machinery)	ActivityType(SoilMoistureConservationActivity/Water HarvestingActivity)	ActivityName	Unit	UnitCost(InLakhs.)	Proposed Quantity	Latitude(Deg-Min-Sec)	Longitude (Deg-Min-Sec)	TotalCost (InLacs)	Site Photo
							Forestry	Ha	0.1525	0.500			0.076	
							Horticulture	Ha	0.22634	0.000			0.000	
	5270	HullattiManjappa		42	4	Machinery	SoilMoistureConservation	TCB	Ha	0.5741	0.800	14.597	75.582	0.459
							WasteWair	No	0.05	1			0.050	
							Forestry	Ha	0.1525	0.300			0.046	
							Horticulture	Ha	0.22634	0.000			0.000	
	5271	HullattiManjappa		42	5	Machinery	SoilMoistureConservation	TCB	Ha	0.5741	0.800	14.597	75.582	0.459
							WasteWair	No	0.05	1			0.050	
							Forestry	Ha	0.1525	0.300			0.046	
							Horticulture	Ha	0.22634	0.000			0.000	
	5272	YogiHemappa		42	6	Machinery	SoilMoistureConservation	TCB	Ha	0.5741	1.200	14.597	75.582	0.689
							WasteWair	No	0.05	1			0.050	
							Forestry	Ha	0.1525	0.500			0.076	
							Horticulture	Ha	0.22634	0.000			0.000	
	5273	YogiPrabhureddy		42	7	Machinery	SoilMoistureConservation	TCB	Ha	0.5741	1.300	14.597	75.582	0.746
							WasteWair	No	0.05	1			0.050	
							Forestry	Ha	0.1525	0.300			0.046	
							Horticulture	Ha	0.22634	0.000			0.000	
	5274	JadhavaChandrasekharabinNingappa		42	8	Machinery	SoilMoistureConservation	TCB	Ha	0.5741	0.120	14.597	75.582	0.069
							WasteWair	No	0.05	1			0.050	
							Forestry	Ha	0.1525	0.300			0.046	
							Horticulture	Ha	0.22634	0.000			0.000	
	5275	JadhavaShila		43		Machinery	SoilMoistureConservation	TCB	Ha	0.5741	1.640	14.597	75.582	0.942
							WasteWair	No	0.05	1			0.050	
							Forestry	Ha	0.1525	0.200			0.031	
							Horticulture	Ha	0.22634	0.000			0.000	
	5276	YogiVisnureddy		43	10	Machinery	SoilMoistureConservation	TCB	Ha	0.5741	1.200	14.597	75.582	0.689
							WasteWair	No	0.05	3			0.150	
							Forestry	Ha	0.1525	0.500			0.076	
							Horticulture	Ha	0.22634	0.000			0.000	
	5277	DoddamaniRamappa		43	2	Machinery	SoilMoistureConservation	TCB	Ha	0.5741	0.600	14.597	75.582	0.344
							WasteWair	No	0.05	0			0.000	
							Forestry	Ha	0.1525	0.400			0.061	
							Horticulture	Ha	0.22634	0.000			0.000	
	5278	BasavaredderVishalaxhikomRamesha		43	3	Machinery	SoilMoistureConservation	TCB	Ha	0.5741	0.900	14.597	75.582	0.517
							WasteWair	No	0.05	1			0.050	
							Forestry	Ha	0.1525	0.400			0.061	
							Horticulture	Ha	0.22634	0.000			0.000	
	5279	YogiVenkappa		43	4	Machinery	SoilMoistureConservation	TCB	Ha	0.5741	4.000	14.597	75.582	2.296
							WasteWair	No	0.05	2			0.100	
							Forestry	Ha	0.1525	1.000			0.153	
							Horticulture	Ha	0.22634	0.000			0.000	
	5280	YogiSubhasa		43	5	Machinery	SoilMoistureConservation	TCB	Ha	0.5741	1.280	14.597	75.582	0.735
							WasteWair	No	0.05	1			0.050	
							Forestry	Ha	0.1525	0.000			0.000	
							Horticulture	Ha	0.22634	0.000			0.000	
	5281	BasavareddySrimatiMahadevakka		43	6	Machinery	SoilMoistureConservation	TCB	Ha	0.5741	1.760	14.597	75.582	1.010

								WasteWair	No	0.05	0			0.000	
								Forestry	Ha	0.1525	0.500			0.076	
								Horticulture	Ha	0.22634	0.000			0.000	



**ectactivities**

**Is of Proposed Soil Moisture Conservation and Water Harvesti**

er le	FarmerName	Aadhar CardNo
82	HalageriSridharabinTirakappa	
83	HadimaniAnasuyamma	
84	HalageriSudhakara	
85	Patil Bhimangouda	
86	Patil Basanagouda	
87	Basavareddy Nilamma Hanumareddy	
88	Patila Sumantagouda	

89	Patil Krishagouda	
90	Patil Janardhanagouda	
91	EddemmanavaraDrakshayani	

92	Patila Shivanagouda	
93	Patila Shivanagouda	
94	BadigerVinodhavva Rudrappa	
95	Vasantacharibin Virappa Badiger	
96	Badigerurf Arkachari Kavitha bin Krishanappa	
97	Badigerurf ArkachariChannaveerappa	
98	BanakarNagappa	
99	HadimaniShobha	

00	AsundiMahamadali	
01	Kuppelururf HalageriRiyajaAamad	
02	DoddamaniRamappa bin Kariyappa	
03	HoliyacheNingappa bin lakshamappa	
04	ArkachariVirappa	

05	BadagiShivarudrappa	
06	DoddamaniMahadevappa binKariyappa	
07	DoddamaniBasappa bin Kariyappa	
08	DoddamaniShivappa bin Kariyappa	
09	ArkachariVirappa	
10	Badagi Ramapa bin Rudrappa	
11	MalagiBabusab	
12	Ratnavvakom Krishanappa Badiger	

13	BadagiRamappa bin Rudrappa	
14	Kuntimenti Laksmappa	
15	Badigerurf ArkachariVirachariBadiger	
16	Visnappa urf VishanureddyandeKrishanappa	

17	BadigerVinodavva Rudrappa	
18	Ratnavvakom Krishanappa Badiger	
19	Udagatti Chandrayya	
20	BajareddyManjunathareddy	
21	MukanurBasappa Rudrappa	
22	KadligondiShankravva kom Dyavappa	
23	Kadligondi Basavaraja	
24	Makanurbodappa	

25	HanumaraddytandeMallareddyMaradur	
26	Guddada Siddappa	
27	Buradikatti Basavva	
28	Guddada Sarvakka kom Shivappa	
29	HanumaraddytandeMallareddyMardur	



30	Buradikatti Basavva	
31	GulannanavaraAshok	
32	GulannanavarKuruvatteppa	
33	GulannanavaraAjjappa	
34	GulannanavaraAjjappa	
35	GulannanavaraAjjappa	

## YEREKUPPI4D4C5T2a

Operator (Man/Chiner)	Activity Type (Soil Moisture Conservation Activity/Water Harvesting Activity)	Activity Name	Unit
Chiner	Soil Moisture Conservation	TCB	Ha
		Waste Wair	No
		Forestry	Ha
		Horticulture	Ha
Chiner	Soil Moisture Conservation	TCB	Ha
		Waste Wair	No
		Forestry	Ha
		Horticulture	Ha
Chiner	Soil Moisture Conservation	TCB	Ha
		Waste Wair	No
		Forestry	Ha
		Horticulture	Ha
Chiner	Soil Moisture Conservation	TCB	Ha
		Waste Wair	No
		Forestry	Ha
		Horticulture	Ha
		LRRS	No
Chiner	Soil Moisture Conservation	TCB	Ha
		Waste Wair	No
		Forestry	Ha
		Horticulture	Ha
Chiner	Soil Moisture Conservation	TCB	Ha
		Waste Wair	No
		Forestry	Ha

		Horticulture	Ha
nergy	Soil MoistureConservation	TCB	Ha
		Waste Wair	No
		Forestry	Ha
		Horticulture	Ha
nergy	Soil MoistureConservation	TCB	Ha
		Waste Wair	No
		Forestry	Ha
		Horticulture	Ha
		LRRS	No
		RubbleCheck	No
nergy	Soil MoistureConservation	TCB	Ha
		Waste Wair	No
		Forestry	Ha
		Horticulture	Ha
		RubbleCheck	No

nergy	Soil MoistureConservation	TCB	Ha
		Waste Wair	No
		Forestry	Ha
		Horticulture	Ha
nergy	Soil MoistureConservation	TCB	Ha
		Waste Wair	No
		Forestry	Ha
		Horticulture	Ha
nergy	Soil MoistureConservation	TCB	Ha
		Waste Wair	No
		Forestry	Ha
		Horticulture	Ha
nergy	Soil MoistureConservation	TCB	Ha
		Waste Wair	No
		Forestry	Ha
		Horticulture	Ha
nergy	Soil MoistureConservation	TCB	Ha
		Waste Wair	No
		Forestry	Ha
		Horticulture	Ha
nergy	Soil MoistureConservation	TCB	Ha
		Waste Wair	No
		Forestry	Ha
		Horticulture	Ha

hery	Soil MoistureConservation	TCB	Ha
		Waste Wair	No
		Forestry	Ha
		Horticulture	Ha
hery	Soil MoistureConservation	TCB	Ha
		Waste Wair	No
		Forestry	Ha
		Horticulture	Ha
hery	Soil MoistureConservation	TCB	Ha
		Waste Wair	No
		Forestry	Ha
		Horticulture	Ha
hery	Soil MoistureConservation	TCB	Ha
		Waste Wair	No
		Forestry	Ha
		Horticulture	Ha
hery	Soil MoistureConservation	TCB	Ha
		Waste Wair	No

		Forestry	Ha
		Horticulture	Ha
hery	Soil MoistureConservation	TCB	Ha
		Waste Wair	No
		Forestry	Ha
		Horticulture	Ha
hery	Soil MoistureConservation	TCB	Ha
		Waste Wair	No
		Forestry	Ha
		Horticulture	Ha
hery	Soil MoistureConservation	TCB	Ha
		Waste Wair	No
		Forestry	Ha
		Horticulture	Ha
hery	Soil MoistureConservation	TCB	Ha
		Waste Wair	No
		Forestry	Ha
		Horticulture	Ha
hery	Soil MoistureConservation	TCB	Ha
		Waste Wair	No
		Forestry	Ha
		Horticulture	Ha
hery	Soil MoistureConservation	TCB	Ha
		Waste Wair	No

		Forestry	Ha
		Horticulture	Ha
nerly	Soil MoistureConservation	TCB	Ha
		Waste Wair	No
		Forestry	Ha
		Horticulture	Ha
nerly	Soil MoistureConservation	TCB	Ha
		Waste Wair	No
		Forestry	Ha
		Horticulture	Ha
nerly	Soil MoistureConservation	TCB	Ha
		Waste Wair	No
		Forestry	Ha
		Horticulture	Ha
nerly	Soil MoistureConservation	TCB	Ha
		Waste Wair	No
		Forestry	Ha
		Horticulture	Ha

nergy	Soil MoistureConservation	TCB	Ha
		Waste Wair	No
		Forestry	Ha
		Horticulture	Ha
nergy	Soil MoistureConservation	TCB	Ha
		Waste Wair	No
		Forestry	Ha
		Horticulture	Ha
nergy	Soil MoistureConservation	TCB	Ha
		Waste Wair	No
		Forestry	Ha
		Horticulture	Ha
nergy	Soil MoistureConservation	TCB	Ha
		Waste Wair	No
		Forestry	Ha
		Horticulture	Ha
nergy	Soil MoistureConservation	TCB	Ha
		Waste Wair	No
		Forestry	Ha
		Horticulture	Ha
nergy	Soil MoistureConservation	TCB	Ha
		Waste Wair	No
		Forestry	Ha
		Horticulture	Ha



hery	Soil MoistureConservation	TCB	Ha
		Waste Wair	No
		Forestry	Ha
		Horticulture	Ha
hery	Soil MoistureConservation	TCB	Ha
		Waste Wair	No
		Forestry	Ha
		Horticulture	Ha
hery	Soil MoistureConservation	TCB	Ha
		Waste Wair	No
		Forestry	Ha
		Horticulture	Ha
hery	Soil MoistureConservation	TCB	Ha
		Waste Wair	No
		Forestry	Ha
		Horticulture	Ha
hery	Soil MoistureConservation	TCB	Ha
		Waste Wair	No



Id	Latitude(Deg-Min-Sec)	Longitude(Deg-Min-Sec)	TotalCost(In Lacs)	SitePhoto
1.20	14.597	75.582	0.069	
0000			0.050	
.000			0.000	
.000			0.000	
0.80	14.597	75.582	0.046	
0000			0.050	
.200			0.031	
.000			0.000	
1.20	14.597	75.582	0.069	
0000			0.050	
.000			0.000	
.000			0.000	
1.40	14.597	75.582	0.080	
0000			0.050	
.800			0.122	
.000			0.000	
1.58	14.597	75.582	0.091	
0000			0.000	
.000			0.153	
.000				
1			2.500	
2.40	14.597	75.582	0.138	
0000			0.050	
.000			0.153	
.000			0.000	
0.80	14.597	75.582	0.046	
0000			0.050	
.400			0.061	
.000			0.000	

2.21	14.597	75.582	0.127	
0000			0.050	
.000			0.000	
.000			0.000	
2.21	14.597	75.582	0.127	
0000			0.000	
.000			0.153	
.000			0.000	
1			2.500	
1			0.750	
0	14.597	75.582	0	
0000			0.100	
.000			0.305	
.000			0.000	
1			0.750	

0	14.597	75.582	0
0000			0.050
.600			0.092
.000			0.000
0.99	14.597	75.582	0.057
0000			0.050
.500			0.076
.000			0.000
0.50	14.597	75.582	0.029
0000			0.050
.000			0.000
.000			0.000
0.50	14.597	75.582	0.029
0000			0.000
.000			0.000
.000			0.000
0.50	14.597	75.582	0.029
0000			0.000
.000			0.305
.000			0.000
0.64	14.597	75.582	0.037
0000			0.050
.200			0.031
.000			0.000
2.30	14.597	75.582	0.132
0000			0.050
.000			0.153
.000			0.000
2.30	14.597	75.582	0.132
0000			0.050
.000			0.000
.000			0.000

2.30	14.597	75.582	0.132	
0000			0.050	
.000			0.153	
.000			0.000	
2.32	14.597	75.582	0.133	
0000			0.100	
.000			0.153	
.000			0.000	
0.35	14.597	75.582	0.020	
0000			0.000	
.200			0.031	
.000			0.000	
1.46	14.597	75.582	0.084	
0000			0.050	
.200			0.031	
.000			0.000	
2.00	14.597	75.582	0.115	
0000			0.100	

.400			0.061	
.000			0.000	
1.62	14.597	75.582	0.093	
0000			0.050	
.200			0.031	
.000			0.000	
0.34	14.597	75.582	0.020	
0000			0.000	
.200			0.031	
.000			0.000	
0.34	14.597	75.582	0.020	
0000			0.000	
.100			0.015	
.000			0.000	
0.37	14.597	75.582	0.021	
0000			0.000	
.100			0.015	
.000			0.000	
0.20	14.597	75.582	0.011	
0000			0.000	
.100			0.015	
.000			0.000	
0.58	14.597	75.582	0.033	
0000			0.050	
.200			0.031	
.000			0.000	
1.37	14.597	75.582	0.079	
0000			0.050	
.200			0.031	
.000			0.000	
0.24	14.597	75.582	0.014	
0000			0.000	

.200			0.031	
.000			0.000	
0.28	14.597	75.582	0.016	
0000			0.000	
.100			0.015	
.000			0.000	
0.32	14.597	75.582	0.018	
0000			0.000	
.100			0.015	
.000			0.000	
0.18	14.597	75.582	0.010	
0000			0.000	
.100			0.015	
.000			0.000	
0.42	14.597	75.582	0.024	
0000			0.000	
.100			0.015	
.000			0.000	



0.31	14.597	75.582	0.018	
0.000			0.000	
0.100			0.015	
0.000			0.000	
0.90	14.597	75.582	0.052	
0.000			0.000	
0.400			0.061	
0.000			0.226	
1.79	14.597	75.582	0.103	
0.000			0.100	
0.000			0.000	
0.000			0.000	
1.79	14.597	75.582	0.103	
0.000			0.100	
0.000			0.153	
0.000			0.000	
1.19	14.597	75.582	0.068	
0.000			0.100	
0.000			0.000	
0.000			0.000	
0.89	14.597	75.582	0.051	
0.000			0.150	
0.000			0.000	
0.000			0.000	
0.29	14.597	75.582	0.017	
0.000			0.150	
0.000			0.000	
0.000			0.000	
1.2	14.597	75.582	0.069	
0.000			0.000	
0.000			0.000	
0.000			0.000	

1.8	14.597	75.582	0.103	
0000			0.150	
.000			0.000	
.000			0.000	
1.8	14.597	75.582	0.103	
0000			0.100	
.000			0.000	
.000			0.000	
1.88	14.597	75.582	0.108	
0000			0.100	
.000			0.000	
.000			0.000	
1.8	14.597	75.582	0.103	
0000			0.100	
.000			0.153	
.000			0.000	
1.8	14.597	75.582	0.103	
0000			0.100	

0.000			0.000	
0.000			0.000	
1.88	14.597	75.582	0.108	
0.000			0.100	
0.000			0.000	
0.000			0.000	
0.59	14.597	75.582	0.034	
0.000			0.100	
0.000			0.000	
0.000			0.000	
1.67	14.597	75.582	0.096	
0.000			0.100	
0.000			0.000	
0.000			0.000	
0.59	14.597	75.582	0.034	
0.000			0.100	
0.000			0.000	
0.000			0.000	
0.87	14.597	75.582	0.050	
0.000			0.100	
0.000			0.000	
0.000			0.000	
2.47	14.597	75.582	0.142	
0.000			0.100	
0.000			0.000	
0.000			0.000	

4.Net Planning and Projectactivities

Rs in lakhs

[Chapter-IV]4.5DetailsofVegetativeCoverActivitiesPlantationType:HorticulturteActivities

VillageName	FarmerName:	Farmer Code	Aadhar CardNo.	RateType(Manually/Machinery)	SurveyNo:	Total Area (Ha.)	Proposed Area(Ha.)	Activity/Model/Plant/CropName:	Numberof PlantsPerHa	No.of plants	Methodofirrigation(Drip/Ring/Surface)	SourceofIrrigation(Canal/Rainfed/Well)	AreaasperTypeOfLand(Ha.)		Ownershipof Land(CommunityLand/PrivateLand/Other)	Latitude(Deg-Min-Sec)	Longitude (Deg-Min-Sec)
													WasteLand	Cultivable			
Ranebennur,Yerekuppi 4D4C5T2a	CHAPTER4.4 ALLFARMERS			Manually		26.00	26.00	COCONUT,SPOTA,CURRYLEAF,GUAVA,MANGO,LEMON	100	2600	DRIP Irrigation	BOREWELL	0	26.00	PrivateLand		

[Chapter-IV]4.5ADetailsofVegetativeCoverActivities

PlantationType:AfforestationActivities

VillageName	FarmerName:	FarmerCode	AadharCardNo.	RateType(Manually/Machinery)	SurveyNo:	TotalArea (Ha.)	Proposed Area(Ha.)	Activity/Model/Plant/CropName:	Numberof PlantsPer Ha	No.ofplants	Methodofirrigation(Drip/Rirrig/Surface)	Sourceofirrigation (Canal/Rainfed/W ell)	AreaasperTypeOfLand(H a.)		Ownershipof Land(CommunitLand/PrivateLand/OtherLand)
													WasteLand	Cultivable	
Ranebennur,Yerekuppi 4D4C5T2a	CHAPTER4.4 ALLFARMERS			Manually		33.00	33.00	TEAK,SILVER OAK,MAHAGONI,BAMBO O	100	3300	DRIP Irrigation	BOREWELL	0	33.00	PrivateLand

[Chapter-IV]4.5B.DetailsofVegetativeCoverActivitiePlantationType:Fodderdevelopment

VillageName	FarmerName:	FarmerCode	AadharCardNo.	RateType(Manually/Machinery)	SurveyNo:	TotalArea (Ha.)	Proposed Area(Ha.)	Activity/Model/Plant/CropName:	Numberof PlantsPer Ha	No.ofplants	Methodofirrigation(Drip/Rirrig/Surface)	Sourceofirrigation (Canal/Rainfed/W ell)	AreaasperTypeOfLand(H a.)		Ownershipof Land(CommunitLand/PrivateLand/OtherLand)
													WasteLand	Cultivable	
Ranebennur,Yerekuppi 4D4C5T2a	CHAPTER4.4 ALLFARMERS			Manually		2.00	2.00	PLANTINGOFF ODDERCROPV IZNAPIERGRASS&LUCERN	10000	20000	DRIP Irrigation	BOREWELL	0	2.00	PrivateLand

[Chapter-IV]4.5CDetailsofVegetativeCoverActivitiesPlantationType:NurseryActivities

VillageName	FarmerName:	FarmerCode	AadharCardNo.	RateType(Manually/Machinery)	SurveyNo:	TotalArea (Ha.)	Proposed Area(Ha.)	Activity/Model/Plant/CropName:	Numberof PlantsPer Ha	No.ofplants	Methodofirrigation(Drip/Rirrig/Surface)	Sourceofirrigation (Canal/Rainfed/W ell)	AreaasperTypeOfLand(H a.)		Ownershipof Land(CommunitLand/PrivateLand/OtherLand)
													WasteLand	Cultivable	
Ranebennur,Yerekuppi 4D4C5T2a	CHAPTER4.4 ALLFARMERS														

**4.NetPlanningandProjectactivities**

Rsinlakhs

Itisforallreaches(upper,middleandlower)andalsoforPrivate,Commonanddrainelineareas

**[Chapter-IV]4.1,4.1ABaselineData-VillagewiseSurveyNumbers&FarmerwiseSurveyNumb**

MICROCODE	NameofFarmer	Farmer Code	SurveyNo		Area (Ha)
Ranebennur	MakanurPrakasa	5336	191	2+3	1.6
4D4C5T2b	MakanuraBasavaraja	5337	191	2+3	1.42
	MakanurSantavva	5338	191	2+3	2.93
	MakanurNagaraja	5339	191	2+3	0.44
	MakanuraBasavaraja	5340	191	2+3	1.29
	MakanuraBasappaRudrappa	5341	191	1	1.56
	MakanurSivanandappa	5342	191	4	0.92
	MakanurVirupakshappabinChannabsappa	5343	191	5	0.72
	MakanurVirupakshappabinChannabsappa	5344	191	6	0.56
	MakanurSivanandappa	5345	191	7	0.56
	MadhuTandeParameswarappaKoppada	5346	192	2೉	0.54
	ParameshappaKoppada	5347	192	2ೊ	0.71
	ManoranjanaTandeSankrappaHarapanahalli	5348	192	1	2.38
	SiddappatandeBasappaKoppada	5349	192	3	0.65
	MuradappaKoppada	5350	192	4	0.56
	DevendrappaGurushanatappaKoppada	5351	192	5	0.54
	SiddappaKoppada	5352	192	6	0.81
	DevendrappaGurushanatappaKoppada	5353	192	7	0.7
	SankrappaBuradikatti	5354	193	*	1.71
	SanakrappaBurudikatti	5355	194	*	1.52
	GuddannavaraMallappa	5356	195	*	1.7
	SalageriBirappa	5357	196	*	1.85
	Bagalavarajagadisha	5358	197	2೉	1.18
	ManegarManjunatha	5359	197	3೉	0.46
	Mariyavva	5360	197	3ೊ	0.48
	ManegarSudhacomParashuramappa	5361	197	3ೋ	0.46
	ManegarSoubhagyakomMaruteppa	5362	197	3ೌ	0.46
	Manegerkoteppa	5363	197	3್	0.48
	ManegarBirappa	5364	197	1	2.09
	BharamappaPujar	5365	197	2ೊ	1.19

	SanmukhaprasadaKoppada	5366	198	1	1.77
	SanmukhaprasadaKoppada	5367	198	2	0.14
	DonniGutteppa	5368	198	3	0.8
	DevendrappaGutteppaTonneri	5369	198	4	0.83

MICROCODE	NameofFarmer	Farmer Code	SurveyNo		Area (Ha)
	SanmukhaParasadatandeSivappa	5370	198	5	1.77
	KoppadaCannabasappabinRudrappa	5371	198	6	2.06
	KichadiSivappa	5372	199	1A	0.58
	KichadiSivappa	5373	199	1A	0.58
	GudannavaraMaradeppa	5374	199	1B	0.58
	SalageriSiddappa	5375	199	1C	0.58
	SalageriRevanappa	5376	199	1D	0.58
	KichadiSivappa	5377	199	1E	0.57
	KichadiSivappa	5378	199	2	0.49
	HullattiMalleshappa	5379	199	2	0.98
	BadigerChandrshekarappa	5380	199	3	1.92
	HullattiHanumappa				0.08
	MailaraKumara	5382	199	5A	1.89
	GulannanavraNagaratnamma	5383	199	5B	1.84
	KichadiGangappa	5384	200	2೉	0.59
	GadiSiddappa	5385	200	2ೊ	0.59
	GulannanavaraSiddappa	5386	200	1	1.23
	HanumantappaPujar	5387	200	10	0.21
	KichadiGangappa	5388	200	2೉	0.59
	HanumantappaPujar	5389	200	3	0.37
	PujarBharamappa	5390	200	4	0.65
	MaradeppaPujara	5391	200	5	0.2
	MallappaPujara	5392	200	5	0.21
	HanumantappaPujar	5393	200	5	0.21
	MaradeppaPujar	5394	200	6	0.38
	MallappaPujara	5395	200	7	0.37
	MaradeppaPujar	5396	200	8	0.2
	MallappaPujar	5397	200	9	0.21
	MakanurShivappa	5398	201	1೉	2.55
	MakanuraBasappaRudrappa	5399	201	1ೊ	2.54
	HanumantappatandeRamappaGulannavara	5400	201	2	2.4
	HanumantappatandeRamappaGulannavara	5401	201	3	2.4
	HariharPandurangappa	5402	202	2೉	0.46
	HariharaBasavraja	5403	202	2ೊ	0.46
	HariharPandurangappa	5404	202	4೉	0.68
	HariharaBasavraja	5405	202	4೉	0.68
	MalagiHoliyappa	5406	202	4ೊ	1.12



	MalagiHoliyappa	5407	202	69	0.45
--	-----------------	------	-----	----	------

MICROCODE	NameofFarmer	Farmer Code	SurveyNo		Area (Ha)
	MalagiHoliyappa	5408	202	6೧	0.37
	MalagiAmbavva	5409	202	1	0.81
	MalagiHoliyappa	5410	202	3	0.96
	MalagiHoliyappa	5411	202	5	0.45
	PujarGangammakomBirappa	5412	202	6C	0.34
	PujaraCholappa	5413	202	6D	0.39
	MakanurChannappa	5414	203	1+2+3	3.38
	NagappaMajjagi	5415	203	4	0.9
	MajjagiSantavvakomMarulashiddappa	5416	203	5	0.9
	RavappaMajjagi	5417	203	6	0.32
	RavappaMajjagi	5418	203	7	0.41
	RavappaMajjagi	5419	203	8	0.18
	ShivappaMajjagi	5420	203	9	0.9
	MajjagiShivappa	5421	204	1	3.07
	SidlingamaNijalingappaMakanur	5422	204	2	0.83
	MakanurNilammaurfNilavvaShivarudrappa	5423	204	3	0.83
	makanurVirabhadrapabinChannabasappa	5424	204	4	0.71
	makanurSivananadappa	5425	204	5	0.68
	MajjagiSahadevappaMallappa	5426	204	6	3.07
	MakanurVireshabinSivappa	5427	205	1A	1.8
	MakanurVireshabinShivappa	5428	205	1B	0.57
	JadhavaSiddappa	5429	205	2A+D	1.2
	ArerJoteppa	5430	205	2B	0.53
	ArerJoteppa	5431	205	2C	0.64
	ArerYallappa	5432	205	3	1.11
	KoppadaSivaputrappa	5433	205	4	1.11
	KamabliKartik	5434	207	*	5.27
	GudageriBharamappa	5435	208	1A+1B	1
	GudagiTimmappa	5436	208	1A+1C	0.45
	GadagiTimmappa	5437	208	1A+1C	0.42
	GadagiTimmappa	5438	208	1D	0.89
	HosamaniGayatri	5439	208	2A	1.67
	PujaraSiddappa	5440	208	2B	1.67
	MalagiSiddappa	5441	209	1೧+2	1.85
	RudrappaMalagi	5442	209	1೨	0.56
	GagoudasivannanavaraNagappa	5443	209	3	1.78
	BharamappaMalagi	5444	209	4	0.56

	MalateshappaMalagi	5445	209	5	0.56
--	--------------------	------	-----	---	------

MICROCODE	NameofFarmer	Farmer Code	SurveyNo		Area (Ha)
	MakanurRamesha	5446	210	1+2+3	3.66
	PujaraBharamappa	5447	210	4	0.2
	PujarMariyappa	5448	210	4	0.2
	PujarMallappaBharamapa	5449	210	4	0.2
	PujarSantavvakomCholappa	5450	210	4	0.2
	MakanuraRamesha	5451	211	*	0.37
	KoppadaSankrappa	5452	212	1	1.79
	KoppadaganashaChannabasappa	5453	212	2	1.79
	KoppadaBasvantappa	5454	212	3	1.79
	BasanagoudaPatila	5455	214	1	0.48
	ViranagoudaPatil	5456	214	2	0.48
	SuhilaMakanura	5457	214	3	0.8
	SiddammakomBasacaeajappaKoppada	5458	215	1	0.9
	KoppadaBasappa	5459	215	2	1.8
	NilappatandebirappaHulihalliurfMasanagi	5460	215	3	0.9
	KambaliKartikbinDoddamallareppa	5461	216	*	0.98
	Sunilkumarbiji	5462	218	1	1.84
	GaudashivannanavaraLalithavva	5463	218	2	1.84
	ChalageriParameswarappa	5464	219	1	2
	ManjunathaGulannavara	5465	219	2	1.2
	HuggiChannabasappa	5466	219	3	0.8
	ShekhappaKodihalli	5467	219	4	0.43
	DevendrappaurfGurusiddappaBasappaKoppad	5468	220	1	1.38
	ParameswarappaurfParameshappatandeBasappaKopp	5470	220	2	0.75
	SunandakomSankaragaudaPatil	5471	220	3	0.85
	ParameswarappaurfParameshappatandeBasappaKopp	5472	220	4	1.54
	KoppadaManjappa	5473	221	1	3.2
	KoppadaManjappa	5474	221	2	1.8
	ParameswarappaurfParameshappatandeBasappaKopp	5475	221	3	0.78
	SunanadaPatil	5476	221	4	0.75
	KoppadaShanmukhappa	5477	222	1	3.3
	SiddappatandeBasappaKoppada	5478	222	2	0.76
	DevendrappaurfGurusiddappaBasappaKoppad	5479	222	3	1.73
	ParameswarappaurfParameshappatandeBasappaKopp	5480	222	4	0.81
	ShivappaKoppada	5481	223	1	1.43
	SiddappatandeBasappaKoppad	5482	223	2	1.84
	DevendrappaurfGurusiddappaBasappaKoppad	5483	223	3	0.64

	KoppadaShanmukhappa	5484	224	1	3.82
--	---------------------	------	-----	---	------

MICROCODE	NameofFarmer	Farmer Code	SurveyNo		Area (Ha)
	PrabhuKoppada	5485	224	2	1.92
	MuradappaKoppada	5486	224	3	0.9
	SiddappaKoppada	5487	224	4	0.96
	SidramayyabinSangyya	5488	225	1	1.95
	SidramayyabinSangyya	5489	225	2	1.94
	SidramayyabinSangyya	5490	225	3	1.79
	SidramayyabinSangyya	5491	225	4	1.83
	BuradikattiBasavva	5492	226	2ω	0.81
	SyamanuraNilavvakomNingappa	5493	226	3ω	0.64
	KoppadaGurushanatappa	5494	226	1	2.14
	KoppadaBasappa	5495	226	2A	0.28
	KoppadaBasappa	5496	226	2C	0.48
	BurudikattiBasavva	5497	226	2ω	0.81
	BurudikattiNagappa	5498	226	3A	0.81
	KoppadaBasappa	5499	227	*	0.81
	BuridikattiSureshabinMallehappa	5500	228	*	0.82
	KannagoudraSivanagouda	5501	229	*	1.2
	KoppadaBasanagouda	5502	229	*	1.04
	BurudikattiSureshabinMallehappa	5503	230	1+2	2.26
	BuridikattiJayamma	5504	231	1	0.17
	BurudikattiLalitavva	5505	231	1	0.41
	MakanuraBasavvakomPhakkirappa	5506	231	2+3	0.53
	KoppadaParameshappabinChannabasappa	5507	232	*	1.58
	KoppadaParameshappabinChannabasappa	5508	233	1	0.1
	KoppadaParameshappa	5509	233	2A	0.3
	KoppadaParameshappabinChannabasappa	5510	233	2B	0.37
	ChannabasappatandeRudrappaKoppada	5511	234	1	0.91
	BurudikattiNanagappa	5512	235	1+3+5+	3.04
	ShidenurBandavvakomShivaputrappa	5513	235	2	0.64
	KoppadaDundepa	5514	235	3A	0.38
	KoppadaDundepa	5515	235	4	0.64
	KoppadaDundepa	5516	236	1	3.71
	KoppadaGurshantappabinBasappa	5517	236	2	1.11
	MalagiMuradeppa	5518	237	1ω	0.8

MICROCODE	NameofFarmer	Farmer Code	SurveyNo		Area (Ha)
	MaradibanakaraAjjappa	5519	237	1ω	0.95
	MakanurDevendrappa	5520	237	2	1.74
	MaradibanakaraKariyappa	5521	238	1	2.1
	MaradibanakaraAjjappa	5522	238	2	0.43
	MaradibanakarBasavarajabinKarabasappa	5523	238	3	0.58
	KaradennanavaraRamappa	5524	238	4	0.4
	RavitandeNagappaKurubara	5525	238	5	0.57
	HuchchappaKariyappaMedleri	5526	238	6	0.28
	RaviNagappaKurubara	5527	238	7	0.27
	KoppadaKarabasappa	5528	239	1	1.68
	KoppadaGaurammakomMahadevappa	5529	239	3	0.47
	NagarajKoppada	5530	240	1	1.4
	KoppadaBasanagouda	5531	240	2	0.23
	KoppadaChannabasappabinRudrappa	5532	240	3	0.84
	KasavalaRamappa	5533	241	1A+2A	2.44
	KasavaladaRamappa	5534	241	1B+2B.	1.28
	KasavaladaRamanna	5535	241	1B+2B.	3.6
	KoppadaChannabasappabinRudrappa	5536	241	3	1.65
	KoppadaPuttammaurfPusphakomUmesha	5537	241	4	0.2
	YakalapurLakshamappa	5538	242	*	1.45
	PujaraBharamappa	5539	243	1A	0.12
	PujarGutteppa	5540	243	1B+1D+	0.64
	PujarGutteppa	5541	243	1C	0.12
	KoppadaPuttammaurfPusphakomUmesha	5542	244	1	0.86
	KoppadaVandanakomBasavaraja	5543	244	2	0.86
	KoppadaChannabasappabinRudrappa	5544	244	3	0.58
	KoppadaPuttammaurfPusphakomUmesha	5545	245	1	5.04
	KoppadaVandanakombasavarajappa	5546	245	1	0.68
	KoppadaPuttammaurfPusphakomUmesha	5547	245	2	0.12
	BasavarajatandeShivappaKoppada	5548	245	3	4.24
	ChannabasappatandeRudrappaKoppada	5549	245	4	1.6
	ChannabasappatandeRudrappaKoppada	5550	246	*	3.71
	KoppadaShivappa	5551	247	1	3.44
	KoppadaSannabasappa	5552	247	2	6.39
	MakanuraVireshabinShivapa	5553	248	1+2ω	1.01
	MakanurPrakasha	5554	248	1+2ε	1.99
	MakanurVireshabinShivappa	5555	248	3	1.89

	PrakshaKoppada	5556	248	4	1.93
--	----------------	------	-----	---	------



#### 4. Net Planning and Project Activities

Rs in lakhs

#### [ Chapter-IV ] 4.3 Baseline Data-Details of Existing Soil Moisture Conservation and Water Harvesting Activities

Village Name	Survey No.	Activity Type:	Activity Name:	Unit	Per Unit Runoff Stored (TCM)	Existing No. of structures	Latitude (Degree-Min-Sec)	Longitude (Degree-Min-Sec)	IS IN Used 9 Years/No	Program Name	Year Of Construction (YYYY-VV)
Ranebennur	66	Water Harvesting Activities	Check Dam	1	2.5	1	14.584	75.624	Yes	TP	2009-10
	225		Farm Pond	1	0.7	1	14.603	75.598	Yes	NREGA	2016-17
	188		Farm Pond	1	0.7	1	14.592	75.61	Yes	NREGA	2016-18
<b>Total</b>				<b>3</b>	<b>3.9</b>	<b>3</b>					

4.NetPlanningandProjectactivities

Rsinlakhs

[Chapter-IV]4.4DetailsofProposedSoilMoistureConservationandWaterHarvestingActivities

VillageName	Farmer Code	FarmerName	Aadhar Card No	Survey Number	RateType(Manually /Machine ry)	ActivityType(SoilMoistureCo nservationActivity/Water HarvestingActivity)	ActivityName	Unit	UnitCost( InLakhs.)	Proposed Quantity	Latitude( Deg-Min- Sec)	Longitude (Deg-Min- Sec)	TotalCost (InLacs)	Site Photo
RNR	5336	MakanurPrakasa		191	2+3	Machenary	SoilMoistureConservation	TCB	Ha	0.05741	1.600	14.609	75.604	0.092
4D4C5T2b							WasteWair	No	0.0500	1				0.050
							Forestry	Ha	0.1525	0.000				0.000
							Horticulture	Ha	0.226	0.000				0.000
	5337	MakanuraBasavaraja		191	2+3	Machenary	SoilMoistureConservation	TCB	Ha	0.05741	1.420	14.609	75.604	0.082
							WasteWair	No	0.0500	1				0.050
							Forestry	Ha	0.1525	0.000				0.000
							Horticulture	Ha	0.226	0.000				0.000
	5338	MakanurSantavva		191	2+3	Machenary	SoilMoistureConservation	TCB	Ha	0.05741	2.930	14.609	75.604	0.168
							WasteWair	No	0.0500	1				0.050
							Forestry	Ha	0.1525	0.000				0.000
							Horticulture	Ha	0.226	0.000				0.000
	5339	MakanurNagaraja		191	2+3	Machenary	SoilMoistureConservation	TCB	Ha	0.05741	0.440	14.609	75.604	0.025
							WasteWair	No	0.0500	1				0.050
							Forestry	Ha	0.1525	0.000				0.000
							Horticulture	Ha	0.226	0.000				0.000
	5340	MakanuraBasavaraja		191	2+3	Machenary	SoilMoistureConservation	TCB	Ha	0.05741	1.290	14.609	75.604	0.074
							WasteWair	No	0.0500	1				0.050
							Forestry	Ha	0.1525	0.000				0.000
							Horticulture	Ha	0.226	0.000				0.000
	5341	MakanuraBasappaRudrappa		191	1	Machenary	SoilMoistureConservation	TCB	Ha	0.05741	1.560	14.609	75.604	0.090
							WasteWair	No	0.0500	1				0.050
							Forestry	Ha	0.1525	0.000				0.000
							Horticulture	Ha	0.226	0.000				0.000
	5342	MakanurSivanandappa		191	4	Machenary	SoilMoistureConservation	TCB	Ha	0.05741	0.920	14.609	75.604	0.053
							WasteWair	No	0.0500	1				0.050
							Forestry	Ha	0.1525	0.000				0.000
							Horticulture	Ha	0.226	0.000				0.000
	5343	MakanurVirupakshappabinChannabsappa		191	5	Machenary	SoilMoistureConservation	TCB	Ha	0.05741	0.720	14.609	75.604	0.041
							WasteWair	No	0.0500	1				0.050
							Forestry	Ha	0.1525	0.000				0.000
							Horticulture	Ha	0.226	0.000				0.000
	5344	MakanurVirupakshappabinChannabsappa		191	6	Machenary	SoilMoistureConservation	TCB	Ha	0.05741	0.560	14.609	75.604	0.032
							WasteWair	No	0.0500	1				0.050
							Forestry	Ha	0.1525	0.000				0.000
							Horticulture	Ha	0.226	0.000				0.000
	5345	MakanurSivanandappa		191	7	Machenary	SoilMoistureConservation	TCB	Ha	0.05741	0.560	14.609	75.604	0.032
							WasteWair	No	0.0500	1				0.050
							Forestry	Ha	0.1525	0.000				0.000
							Horticulture	Ha	0.226	0.000				0.000
	5346	MadhuTandeParameswarappaKappada		192	2e9	Machenary	SoilMoistureConservation	TCB	Ha	0.05741	0.540	14.609	75.604	0.031
							WasteWair	No	0.0500	1				0.050
							Forestry	Ha	0.1525	0.000				0.000
							Horticulture	Ha	0.226	0.000				0.000

	5347	ParameshappaKoppada		192	2	Machenary	SoilMoistureConservation	TCB	Ha	0.05741	0.710	14.609	75.604	0.041
								WasteWair	No	0.0500	1			0.050
								Forestry	Ha	0.1525	0.000			0.000
								Horticulture	Ha	0.226	0.000			0.000
	5348	ManoranjanaTandeSankrappaHarapanahalli		192	1	Machenary	SoilMoistureConservation	TCB	Ha	0.05741	2.380	14.609	75.604	0.137
								WasteWair	No	0.0500	1			0.050

VillageName	Farmer Code	FarmerName	Aadhar Card No	Survey Number	RateType(Manually /Machine ry)	ActivityType(SoilMoistureCo nservationActivity/Water HarvestingActivity)	ActivityName	Unit	UnitCost( InLakhs.)	Proposed Quantity	Latitude( Deg-Min- Sec)	Longitude (Deg-Min- Sec)	TotalCost (InLacs)	Site Photo
							Forestry	Ha	0.1525	0.000			0.000	
							Horticulture	Ha	0.226	0.000			0.000	
	5349	SiddappatandeBasappaKoppada		192	3	Machenary	SoilMoistureConservation	TCB	Ha	0.05741	0.650	14.609	75.604	0.037
							WasteWair	No	0.0500	1			0.050	
							Forestry	Ha	0.1525	0.000			0.000	
							Horticulture	Ha	0.226	0.000			0.000	
	5350	MuradappaKoppada		192	4	Machenary	SoilMoistureConservation	TCB	Ha	0.05741	0.560	14.609	75.604	0.032
							WasteWair	No	0.0500	1			0.050	
							Forestry	Ha	0.1525	0.000			0.000	
							Horticulture	Ha	0.226	0.000			0.000	
	5351	DevendrappaGurushanatappaKoppada		192	5	Machenary	SoilMoistureConservation	TCB	Ha	0.05741	0.540	14.609	75.604	0.031
							WasteWair	No	0.0500	1			0.050	
							Forestry	Ha	0.1525	1.000			0.153	
							Horticulture	Ha	0.226	0.000			0.000	
	5352	Siddappa Koppada		192	6	Machenary	SoilMoistureConservation	TCB	Ha	0.05741	0.810	14.609	75.604	0.047
							WasteWair	No	0.0500	1			0.050	
							Forestry	Ha	0.1525	2.000			0.305	
							Horticulture	Ha	0.226	0.300			0.068	
	5353	DevendrappaGurushanatappaKoppada		192	7	Machenary	SoilMoistureConservation	TCB	Ha	0.05741	0.700	14.609	75.604	0.040
							WasteWair	No	0.0500	1			0.050	
							Forestry	Ha	0.1525	2.000			0.305	
							Horticulture	Ha	0.226	0.000			0.000	
	5354	SankrappaBuradikatti		193	*	Machenary	SoilMoistureConservation	TCB	Ha	0.05741	1.710	14.609	75.604	0.098
							WasteWair	No	0.0500	1			0.050	
							Forestry	Ha	0.1525	2.000			0.305	
							Horticulture	Ha	0.226	0.000			0.000	
	5355	SanakrappaBurudikatti		194	*	Machenary	SoilMoistureConservation	TCB	Ha	0.05741	1.520	14.609	75.604	0.087
							WasteWair	No	0.0500	1			0.050	
							Forestry	Ha	0.1525	2.000			0.305	
							Horticulture	Ha	0.226	0.000			0.000	
	5356	GuddannavaraMallappa		195	*	Machenary	SoilMoistureConservation	TCB	Ha	0.05741	1.700	14.609	75.604	0.098
							WasteWair	No	0.0500	1			0.050	
							Forestry	Ha	0.1525	2.000			0.305	
							Horticulture	Ha	0.226	0.000			0.000	
	5357	SalageriBirappa		196	*	Machenary	SoilMoistureConservation	TCB	Ha	0.05741	1.850	14.609	75.604	0.106
							WasteWair	No	0.0500	1			0.050	
							Forestry	Ha	0.1525	2.000			0.305	
							Horticulture	Ha	0.226	0.400			0.091	
	5358	BagalavaraJagadisha		197	29	Machenary	SoilMoistureConservation	TCB	Ha	0.05741	1.180	14.609	75.604	0.068
							WasteWair	No	0.0500	1			0.050	
							Forestry	Ha	0.1525	3.000			0.458	
							Horticulture	Ha	0.226	0.000			0.000	
	5359	ManegarManjunatha		197	39	Machenary	SoilMoistureConservation	TCB	Ha	0.05741	0.460	14.609	75.604	0.026
							WasteWair	No	0.0500	1			0.050	
							Forestry	Ha	0.1525	4.000			0.610	
							Horticulture	Ha	0.226	0.400			0.091	
	5360	Mariyavva		197	39	Machenary	SoilMoistureConservation	TCB	Ha	0.05741	0.480	14.609	75.604	0.028

							WasteWair	No	0.0500	1			0.050	
							Forestry	Ha	0.1525	0.000			0.000	
							Horticulture	Ha	0.226	0.000			0.000	
	5361	ManegarSudhakomParashuramappa		197	3೯	Machenary	SoilMoistureConservation	TCB	Ha	0.05741	0.460	14.609	75.604	0.026
							WasteWair	No	0.0500	1			0.050	

VillageName	Farmer Code	FarmerName	Aadhar Card No	Survey Number	RateType(Manually /Machine ry)	ActivityType(SoilMoistureCo nservationActivity/Water HarvestingActivity)	ActivityName	Unit	UnitCost( InLakhs.)	Proposed Quantity	Latitude( Deg-Min- Sec)	Longitude (Deg-Min- Sec)	TotalCost (InLacs)	Site Photo
							Forestry	Ha	0.1525	0.000			0.000	
							Horticulture	Ha	0.226	0.000			0.000	
	5362	ManegarSoubhagyakomMaruteppa		197	3௪	Machenary	SoilMoistureConservation	TCB	Ha	0.05741	0.460	14.609	75.604	0.026
							WasteWair	No	0.0500	1			0.050	
							Forestry	Ha	0.1525	2.000			0.305	
							Horticulture	Ha	0.226	0.000			0.000	
	5363	Manegerkoteppa		197	3௩	Machenary	SoilMoistureConservation	TCB	Ha	0.05741	0.480	14.609	75.604	0.028
							WasteWair	No	0.0500	1			0.050	
							Forestry	Ha	0.1525	2.000			0.305	
							Horticulture	Ha	0.226	0.000			0.000	
	5364	ManegarBirappa		197	1	Machenary	SoilMoistureConservation	TCB	Ha	0.05741	2.090	14.609	75.604	0.120
							WasteWair	No	0.0500	1			0.050	
							Forestry	Ha	0.1525	0.000			0.000	
							Horticulture	Ha	0.226	0.300			0.068	
	5365	BharamappaPujar		197	2௩	Machenary	SoilMoistureConservation	TCB	Ha	0.05741	1.190	14.609	75.604	0.068
							WasteWair	No	0.0500	1			0.050	
							Forestry	Ha	0.1525	2.000			0.305	
							Horticulture	Ha	0.226	0.000			0.000	
	5366	SanmukhaprasadaKoppada		198	1	Machenary	SoilMoistureConservation	TCB	Ha	0.05741	1.770	14.609	75.604	0.102
							WasteWair	No	0.0500	1			0.050	
							Forestry	Ha	0.1525	2.000			0.305	
							Horticulture	Ha	0.226	0.300			0.068	
	5367	SanmukhaprasadaKoppada		198	2	Machenary	SoilMoistureConservation	TCB	Ha	0.05741	0.140	14.609	75.604	0.008
							WasteWair	No	0.0500	1			0.050	
							Forestry	Ha	0.1525	4.000			0.610	
							Horticulture	Ha	0.226	1.000			0.226	
	5368	DonniGutteppa		198	3	Machenary	SoilMoistureConservation	TCB	Ha	0.05741	0.800	14.609	75.604	0.046
							WasteWair	No	0.0500	1			0.050	
							Forestry	Ha	0.1525	0.000			0.000	
							Horticulture	Ha	0.226	2.000			0.453	
	5369	DevendrappaGutteppaTonnere		198	4	Machenary	SoilMoistureConservation	TCB	Ha	0.05741	0.830	14.609	75.604	0.048
							WasteWair	No	0.0500	1			0.050	
							Forestry	Ha	0.1525	0.000			0.000	
							Horticulture	Ha	0.226	2.000			0.453	
	5370	SanmukhaParasadatandeSivappa		198	5	Machenary	SoilMoistureConservation	TCB	Ha	0.05741	1.770	14.609	75.604	0.102
							WasteWair	No	0.0500	1			0.050	
							Forestry	Ha	0.1525	0.000			0.000	
							Horticulture	Ha	0.226	2.000			0.453	
	5371	KoppadaCannabasappabinRudrappa		198	6	Machenary	SoilMoistureConservation	TCB	Ha	0.05741	2.060	14.609	75.604	0.118
							WasteWair	No	0.0500	1			0.050	
							Forestry	Ha	0.1525	0.000			0.000	
							Horticulture	Ha	0.226	0.000			0.000	
	5372	KichadiSivappa		199	1A	Machenary	SoilMoistureConservation	TCB	Ha	0.05741	0.580	14.609	75.604	0.033
							WasteWair	No	0.0500	1			0.050	
							Forestry	Ha	0.1525	0.000			0.000	
							Horticulture	Ha	0.226	2.000			0.453	
	5373	KichadiSivappa		199	1A	Machenary	SoilMoistureConservation	TCB	Ha	0.05741	0.580	14.609	75.604	0.033

							WasteWair	No	0.0500	1			0.050
							Forestry	Ha	0.1525	0.000			0.000
							Horticulture	Ha	0.226	2.000			0.453
5374	GudannavaraMaradeppa		199	1B	Machenary	SoilMoistureConservation	TCB	Ha	0.05741	0.580	14.609	75.604	0.033
							WasteWair	No	0.0500	1			0.050

VillageName	Farmer Code	FarmerName	Aadhar Card No	Survey Number	RateType(Manually /Machine ry)	ActivityType(SoilMoistureCo nservationActivity/Water HarvestingActivity)	ActivityName	Unit	UnitCost( InLakhs.)	Proposed Quantity	Latitude( Deg-Min- Sec)	Longitude (Deg-Min- Sec)	TotalCost (InLacs)	Site Photo
							Forestry	Ha	0.1525	0.000			0.000	
							Horticulture	Ha	0.226	0.000			0.000	
	5375	SalageriSiddappa		199	1C	Machenary	SoilMoistureConservation	TCB	Ha	0.05741	0.580	14.609	75.604	0.033
							WasteWair	No	0.0500	3			0.150	
							Forestry	Ha	0.1525	0.000			0.000	
							Horticulture	Ha	0.226	0.000			0.000	
	5376	SalageriRevanappa		199	1D	Machenary	SoilMoistureConservation	TCB	Ha	0.05741	0.580	14.609	75.604	0.033
							WasteWair	No	0.0500	4			0.200	
							Forestry	Ha	0.1525	0.000			0.000	
							Horticulture	Ha	0.226	0.000			0.000	
	5377	KichadiSivappa		199	1E	Machenary	SoilMoistureConservation	TCB	Ha	0.05741	0.570	14.609	75.604	0.033
							WasteWair	No	0.0500	2			0.100	
							Forestry	Ha	0.1525	0.000			0.000	
							Horticulture	Ha	0.226	0.000			0.000	
	5378	KichadiSivappa		199	2	Machenary	SoilMoistureConservation	TCB	Ha	0.05741	0.490	14.609	75.604	0.028
							WasteWair	No	0.0500	3			0.150	
							Forestry	Ha	0.1525	0.000			0.000	
							Horticulture	Ha	0.226	0.000			0.000	
	5379	HullattiMalleshappa		199	2	Machenary	SoilMoistureConservation	TCB	Ha	0.05741	0.980	14.609	75.604	0.056
							WasteWair	No	0.0500	4			0.200	
							Forestry	Ha	0.1525	0.000			0.000	
							Horticulture	Ha	0.226	0.000			0.000	
	5380	BadigerChandrshekarappa		199	3	Machenary	SoilMoistureConservation	TCB	Ha	0.05741	1.920	14.609	75.604	0.110
							WasteWair	No	0.0500	2			0.100	
							Forestry	Ha	0.1525	0.400			0.061	
							Horticulture	Ha	0.226	0.000			0.000	
	5381	HullattiHanumappa		199	4	Machenary	SoilMoistureConservation	TCB	Ha	0.05741	1.960	14.609	75.604	0.113
							WasteWair	No	0.0500	4			0.200	
							Forestry	Ha	0.1525	0.300			0.046	
							Horticulture	Ha	0.226	0.000			0.000	
	5382	MailaraKumara		199	5A	Machenary	SoilMoistureConservation	TCB	Ha	0.05741	1.890	14.609	75.604	0.109
							WasteWair	No	0.0500	4			0.200	
							Forestry	Ha	0.1525	0.400			0.061	
							Horticulture	Ha	0.226	0.000			0.000	
	5383	Gulannanavra Nagaratnamma		199	5B	Machenary	SoilMoistureConservation	TCB	Ha	0.05741	1.840	14.609	75.604	0.106
							WasteWair	No	0.0500	4			0.200	
							Forestry	Ha	0.1525	0.300			0.046	
							Horticulture	Ha	0.226	0.000			0.000	
	5384	KichadiGangappa		200	2e	Machenary	SoilMoistureConservation	TCB	Ha	0.05741	0.590	14.609	75.604	0.034
							WasteWair	No	0.0500	1			0.050	
							Forestry	Ha	0.1525	0.200			0.031	
							Horticulture	Ha	0.226	0.000			0.000	
	5385	GadiSiddappa		200	2o	Machenary	SoilMoistureConservation	TCB	Ha	0.05741	0.590	14.609	75.604	0.034
							WasteWair	No	0.0500	1			0.050	
							Forestry	Ha	0.1525	0.200			0.031	
							Horticulture	Ha	0.226	0.000			0.000	
	5386	GulannanavaraSiddappa		200	1	Machenary	SoilMoistureConservation	TCB	Ha	0.05741	1.230	14.609	75.604	0.071



							WasteWair	No	0.0500	3			0.150
							Forestry	Ha	0.1525	0.100			0.015
							Horticulture	Ha	0.226	0.000			0.000
5387	HanumantappaPujar		200	10	Machenary	SoilMoistureConservation	TCB	Ha	0.05741	0.210	14.609	75.604	0.012
							WasteWair	No	0.0500	0			0.000

VillageName	Farmer Code	FarmerName	Aadhar Card No	Survey Number	RateType(Manually /Machine ry)	ActivityType(SoilMoistureCo nservationActivity/Water HarvestingActivity)	ActivityName	Unit	UnitCost( InLakhs.)	Proposed Quantity	Latitude( Deg-Min- Sec)	Longitude (Deg-Min- Sec)	TotalCost (InLacs)	Site Photo
							Forestry	Ha	0.1525	0.000			0.000	
							Horticulture	Ha	0.226	0.000			0.000	
	5388	KichadiGangappa		200	2e	Machenary	SoilMoistureConservation	TCB	Ha	0.05741	0.590	14.609	75.604	0.034
							WasteWair	No	0.0500	1			0.050	
							Forestry	Ha	0.1525	0.200			0.031	
							Horticulture	Ha	0.226	0.000			0.000	
	5389	HanumantappaPujar		200	3	Machenary	SoilMoistureConservation	TCB	Ha	0.05741	0.370	14.609	75.604	0.021
							WasteWair	No	0.0500	1			0.050	
							Forestry	Ha	0.1525	0.000			0.000	
							Horticulture	Ha	0.226	0.000			0.000	
	5390	PujarBharamappa		200	4	Machenary	SoilMoistureConservation	TCB	Ha	0.05741	0.650	14.609	75.604	0.037
							WasteWair	No	0.0500	1			0.050	
							Forestry	Ha	0.1525	0.200			0.031	
							Horticulture	Ha	0.226	0.000			0.000	
	5391	MaradeppaPujara		200	5	Machenary	SoilMoistureConservation	TCB	Ha	0.05741	0.200	14.609	75.604	0.011
							WasteWair	No	0.0500	0			0.000	
							Forestry	Ha	0.1525	0.000			0.000	
							Horticulture	Ha	0.226	0.000			0.000	
	5392	MallappaPujara		200	5	Machenary	SoilMoistureConservation	TCB	Ha	0.05741	0.210	14.609	75.604	0.012
							WasteWair	No	0.0500	0			0.000	
							Forestry	Ha	0.1525	0.000			0.000	
							Horticulture	Ha	0.226	0.000			0.000	
	5393	HanumantappaPujar		200	5	Machenary	SoilMoistureConservation	TCB	Ha	0.05741	0.210	14.609	75.604	0.012
							WasteWair	No	0.0500	0			0.000	
							Forestry	Ha	0.1525	0.000			0.000	
							Horticulture	Ha	0.226	0.000			0.000	
	5394	MaradeppaPujar		200	6	Machenary	SoilMoistureConservation	TCB	Ha	0.05741	0.380	14.609	75.604	0.022
							WasteWair	No	0.0500	1			0.050	
							Forestry	Ha	0.1525	0.000			0.000	
							Horticulture	Ha	0.226	0.000			0.000	
	5395	MallappaPujara		200	7	Machenary	SoilMoistureConservation	TCB	Ha	0.05741	0.370	14.609	75.604	0.021
							WasteWair	No	0.0500	1			0.050	
							Forestry	Ha	0.1525	0.000			0.000	
							Horticulture	Ha	0.226	0.000			0.000	
	5396	MaradeppaPujar		200	8	Machenary	SoilMoistureConservation	TCB	Ha	0.05741	0.200	14.609	75.604	0.011
							WasteWair	No	0.0500	0			0.000	
							Forestry	Ha	0.1525	0.000			0.000	
							Horticulture	Ha	0.226	0.000			0.000	
	5397	MallappaPujar		200	9	Machenary	SoilMoistureConservation	TCB	Ha	0.05741	0.210	14.609	75.604	0.012
							WasteWair	No	0.0500	0			0.000	
							Forestry	Ha	0.1525	0.000			0.000	
							Horticulture	Ha	0.226	0.000			0.000	
	5398	MakanurShivappa		201	1e	Machenary	SoilMoistureConservation	TCB	Ha	0.05741	2.550	14.609	75.604	0.146
							WasteWair	No	0.0500	3			0.150	
							Forestry	Ha	0.1525	0.300			0.046	
							Horticulture	Ha	0.226	1.000			0.226	
	5399	MakanuraBasappaRudrappa		201	1o	Machenary	SoilMoistureConservation	TCB	Ha	0.05741	2.540	14.609	75.604	0.146

							WasteWair	No	0.0500	3			0.150
							Forestry	Ha	0.1525	0.300			0.046
							Horticulture	Ha	0.226	0.000			0.000
	5400	HanumantappatandeRamappaGulannavara		201	2	Machenary	SoilMoistureConservation	TCB	0.05741	2.400	14.609	75.604	0.138
							WasteWair	No	0.0500	4			0.200

VillageName	Farmer Code	FarmerName	Aadhar Card No	Survey Number	RateType(Manually /Machine ry)	ActivityType(SoilMoistureCo nservationActivity/Water HarvestingActivity)	ActivityName	Unit	UnitCost( InLakhs.)	Proposed Quantity	Latitude( Deg-Min- Sec)	Longitude (Deg-Min- Sec)	TotalCost (InLacs)	Site Photo
							Forestry	Ha	0.1525	0.300			0.046	
							Horticulture	Ha	0.226	0.000			0.000	
	5401	HanumantappatandeRamappaGulannavara		201	3	Machenary	SoilMoistureConservation	TCB	Ha	0.05741	2.400	14.609	75.604	0.138
							WasteWair	No	0.0500	4			0.200	
							Forestry	Ha	0.1525	0.100			0.015	
							Horticulture	Ha	0.226	1.000			0.226	
	5402	HariharPandurangappa		202	2e9	Machenary	SoilMoistureConservation	TCB	Ha	0.05741	0.460	14.609	75.604	0.026
							WasteWair	No	0.0500	1			0.050	
							Forestry	Ha	0.1525	0.000			0.000	
							Horticulture	Ha	0.226	0.000			0.000	
	5403	HariharaBasavraja		202	2o	Machenary	SoilMoistureConservation	TCB	Ha	0.05741	0.460	14.609	75.604	0.026
							WasteWair	No	0.0500	1			0.050	
							Forestry	Ha	0.1525	0.000			0.000	
							Horticulture	Ha	0.226	0.000			0.000	
	5404	HariharPandurangappa		202	4e9	Machenary	SoilMoistureConservation	TCB	Ha	0.05741	0.680	14.609	75.604	0.039
							WasteWair	No	0.0500	1			0.050	
							Forestry	Ha	0.1525	0.200			0.031	
							Horticulture	Ha	0.226	0.000			0.000	
	5405	HariharaBasavraja		202	4e9	Machenary	SoilMoistureConservation	TCB	Ha	0.05741	0.680	14.609	75.604	0.039
							WasteWair	No	0.0500	1			0.050	
							Forestry	Ha	0.1525	0.200			0.031	
							Horticulture	Ha	0.226	0.000			0.000	
	5406	MalagiHoliyappa		202	4o	Machenary	SoilMoistureConservation	TCB	Ha	0.05741	1.120	14.609	75.604	0.064
							WasteWair	No	0.0500	2			0.100	
							Forestry	Ha	0.1525	0.200			0.031	
							Horticulture	Ha	0.226	0.000			0.000	
	5407	MalagiHoliyappa		202	6e9	Machenary	SoilMoistureConservation	TCB	Ha	0.05741	0.450	14.609	75.604	0.026
							WasteWair	No	0.0500	1			0.050	
							Forestry	Ha	0.1525	0.000			0.000	
							Horticulture	Ha	0.226	0.000			0.000	
	5408	MalagiHoliyappa		202	6o	Machenary	SoilMoistureConservation	TCB	Ha	0.05741	0.370	14.609	75.604	0.021
							WasteWair	No	0.0500	1			0.050	
							Forestry	Ha	0.1525	0.000			0.000	
							Horticulture	Ha	0.226	0.000			0.000	
	5409	MalagiAmbavva		202	1	Machenary	SoilMoistureConservation	TCB	Ha	0.05741	0.810	14.609	75.604	0.047
							WasteWair	No	0.0500	1			0.050	
							Forestry	Ha	0.1525	0.300			0.046	
							Horticulture	Ha	0.226	0.000			0.000	
	5410	MalagiHoliyappa		202	3	Machenary	SoilMoistureConservation	TCB	Ha	0.05741	0.960	14.609	75.604	0.055
							WasteWair	No	0.0500	2			0.100	
							Forestry	Ha	0.1525	0.200			0.031	
							Horticulture	Ha	0.226	0.000			0.000	
	5411	MalagiHoliyappa		202	5	Machenary	SoilMoistureConservation	TCB	Ha	0.05741	0.450	14.609	75.604	0.026
							WasteWair	No	0.0500	1			0.050	
							Forestry	Ha	0.1525	0.000			0.000	
							Horticulture	Ha	0.226	0.000			0.000	
	5412	PujarGangammakomBirappa		202	6C	Machenary	SoilMoistureConservation	TCB	Ha	0.05741	0.340	14.609	75.604	0.020

							WasteWair	No	0.0500	1			0.050
							Forestry	Ha	0.1525	0.000			0.000
							Horticulture	Ha	0.226	0.000			0.000
5413	PujaraCholappa		202	6D	Machenary	SoilMoistureConservation	TCB	Ha	0.05741	0.390	14.609	75.604	0.022
							WasteWair	No	0.0500	1			0.050

VillageName	Farmer Code	FarmerName	Aadhar Card No	Survey Number	RateType(Manually /Machine ry)	ActivityType(SoilMoistureCo nservationActivity/Water HarvestingActivity)	ActivityName	Unit	UnitCost( InLakhs.)	Proposed Quantity	Latitude( Deg-Min- Sec)	Longitude (Deg-Min- Sec)	TotalCost (InLacs)	Site Photo
							Forestry	Ha	0.1525	0.000			0.000	
							Horticulture	Ha	0.226	0.000			0.000	
	5414	MakanurChannappa	203	1+2+3	Machenary	SoilMoistureConservation	TCB	Ha	0.05741	3.380	14.609	75.604	0.194	
							WasteWair	No	0.0500	4			0.200	
							Forestry	Ha	0.1525	0.400			0.061	
							Horticulture	Ha	0.226	1.000			0.226	
	5415	NagappaMajjagi	203	4	Machenary	SoilMoistureConservation	TCB	Ha	0.05741	0.900	14.609	75.604	0.052	
							WasteWair	No	0.0500	2			0.100	
							Forestry	Ha	0.1525	0.100			0.015	
							Horticulture	Ha	0.226	0.000			0.000	
	5416	MajjagiSantavvakomMarulashiddappa	203	5	Machenary	SoilMoistureConservation	TCB	Ha	0.05741	0.900	14.609	75.604	0.052	
							WasteWair	No	0.0500	2			0.100	
							Forestry	Ha	0.1525	0.200			0.031	
							Horticulture	Ha	0.226	0.000			0.000	
	5417	RavappaMajjagi	203	6	Machenary	SoilMoistureConservation	TCB	Ha	0.05741	0.320	14.609	75.604	0.018	
							WasteWair	No	0.0500	1			0.050	
							Forestry	Ha	0.1525	0.000			0.000	
							Horticulture	Ha	0.226	0.000			0.000	
	5418	RavappaMajjagi	203	7	Machenary	SoilMoistureConservation	TCB	Ha	0.05741	0.410	14.609	75.604	0.024	
							WasteWair	No	0.0500	1			0.050	
							Forestry	Ha	0.1525	0.000			0.000	
							Horticulture	Ha	0.226	0.000			0.000	
	5419	RavappaMajjagi	203	8	Machenary	SoilMoistureConservation	TCB	Ha	0.05741	0.180	14.609	75.604	0.010	
							WasteWair	No	0.0500	0			0.000	
							Forestry	Ha	0.1525	0.000			0.000	
							Horticulture	Ha	0.226	0.000			0.000	
	5420	ShivappaMajjagi	203	9	Machenary	SoilMoistureConservation	TCB	Ha	0.05741	0.900	14.609	75.604	0.052	
							WasteWair	No	0.0500	2			0.100	
							Forestry	Ha	0.1525	0.000			0.000	
							Horticulture	Ha	0.226	0.000			0.000	
	5421	MajjagiShivappa	204	1	Machenary	SoilMoistureConservation	TCB	Ha	0.05741	3.070	14.609	75.604	0.176	
							WasteWair	No	0.0500	4			0.200	
							Forestry	Ha	0.1525	0.400			0.061	
							Horticulture	Ha	0.226	0.000			0.000	
	5422	SidlingamaNijalingappaMakanur	204	2	Machenary	SoilMoistureConservation	TCB	Ha	0.05741	0.830	14.609	75.604	0.048	
							WasteWair	No	0.0500	2			0.100	
							Forestry	Ha	0.1525	0.200			0.031	
							Horticulture	Ha	0.226	0.000			0.000	
	5423	MakanurNilammaurfNilavvaShivarudrappa	204	3	Machenary	SoilMoistureConservation	TCB	Ha	0.05741	0.830	14.609	75.604	0.048	
							WasteWair	No	0.0500	2			0.100	
							Forestry	Ha	0.1525	0.000			0.000	
							Horticulture	Ha	0.226	0.000			0.000	
	5424	makanurVirabhadrapabinChannabasappa	204	4	Machenary	SoilMoistureConservation	TCB	Ha	0.05741	0.710	14.609	75.604	0.041	
							WasteWair	No	0.0500	1			0.050	
							Forestry	Ha	0.1525	0.000			0.000	
							Horticulture	Ha	0.226	0.000			0.000	
	5425	makanurSivananadappa	204	5	Machenary	SoilMoistureConservation	TCB	Ha	0.05741	0.680	14.609	75.604	0.039	

							WasteWair	No	0.0500	1			0.050	
							Forestry	Ha	0.1525	0.200			0.031	
							Horticulture	Ha	0.226	0.000			0.000	
	5426	MajjagiSahadevappaMallappa		204	6	Machenary	SoilMoistureConservation	TCB	Ha	0.05741	3.070	14.609	75.604	0.176
							WasteWair	No	0.0500	3			0.150	

VillageName	Farmer Code	FarmerName	Aadhar Card No	Survey Number	RateType(Manually /Machine ry)	ActivityType(SoilMoistureCo nservationActivity/Water HarvestingActivity)	ActivityName	Unit	UnitCost( InLakhs.)	Proposed Quantity	Latitude( Deg-Min- Sec)	Longitude (Deg-Min- Sec)	TotalCost (InLacs)	Site Photo
							Forestry	Ha	0.1525	0.200			0.031	
							Horticulture	Ha	0.226	1.000			0.226	
	5427	MakanurVireshabinSivappa		205	1A	Machenary	SoilMoistureConservation	TCB	Ha	0.05741	1.800	14.609	75.604	0.103
							WasteWair	No	0.0500	4			0.200	
							Forestry	Ha	0.1525	0.400			0.061	
							Horticulture	Ha	0.226	0.000			0.000	
	5428	MakanurVireshabinShivappa		205	1B	Machenary	SoilMoistureConservation	TCB	Ha	0.05741	0.570	14.609	75.604	0.033
							WasteWair	No	0.0500	1			0.050	
							Forestry	Ha	0.1525	0.000			0.000	
							Horticulture	Ha	0.226	0.000			0.000	
	5429	JadhavaSiddappa		205	2A+D	Machenary	SoilMoistureConservation	TCB	Ha	0.05741	1.200	14.609	75.604	0.069
							WasteWair	No	0.0500	3			0.150	
							Forestry	Ha	0.1525	0.300			0.046	
							Horticulture	Ha	0.226	0.000			0.000	
	5430	ArerJoteppa		205	2B	Machenary	SoilMoistureConservation	TCB	Ha	0.05741	0.530	14.609	75.604	0.030
							WasteWair	No	0.0500	1			0.050	
							Forestry	Ha	0.1525	0.000			0.000	
							Horticulture	Ha	0.226	0.000			0.000	
	5431	ArerJoteppa		205	2C	Machenary	SoilMoistureConservation	TCB	Ha	0.05741	0.640	14.609	75.604	0.037
							WasteWair	No	0.0500	1			0.050	
							Forestry	Ha	0.1525	0.000			0.000	
							Horticulture	Ha	0.226	0.000			0.000	
	5432	ArerYallappa		205	3	Machenary	SoilMoistureConservation	TCB	Ha	0.05741	1.110	14.609	75.604	0.064
							WasteWair	No	0.0500	2			0.100	
							Forestry	Ha	0.1525	0.300			0.046	
							Horticulture	Ha	0.226	0.000			0.000	
	5433	KoppadaSivaputrappa		205	4	Machenary	SoilMoistureConservation	TCB	Ha	0.05741	1.110	14.609	75.604	0.064
							WasteWair	No	0.0500	1			0.050	
							Forestry	Ha	0.1525	0.300			0.046	
							Horticulture	Ha	0.226	1.000			0.226	
	5434	KamabliKartik		207	*	Machenary	SoilMoistureConservation	TCB	Ha	0.05741	5.270	14.609	75.604	0.303
							WasteWair	No	0.0500	4			0.200	
							Forestry	Ha	0.1525	1.000			0.153	
							Horticulture	Ha	0.226	1.000			0.226	
	5435	GudageriBharamappa		208	1A+1B	Machenary	SoilMoistureConservation	TCB	Ha	0.05741	1.000	14.609	75.604	0.057
							WasteWair	No	0.0500	2			0.100	
							Forestry	Ha	0.1525	0.200			0.031	
							Horticulture	Ha	0.226	0.000			0.000	
	5436	GudagiTimmappa		208	1A+1C	Machenary	SoilMoistureConservation	TCB	Ha	0.05741	0.450	14.609	75.604	0.026
							WasteWair	No	0.0500	1			0.050	
							Forestry	Ha	0.1525	0.200			0.031	
							Horticulture	Ha	0.226	0.000			0.000	
	5437	GadagiTimmappa		208	1A+1C	Machenary	SoilMoistureConservation	TCB	Ha	0.05741	0.420	14.609	75.604	0.024
							WasteWair	No	0.0500	1			0.050	
							Forestry	Ha	0.1525	0.000			0.000	
							Horticulture	Ha	0.226	0.000			0.000	
	5438	GadagiTimmappa		208	1D	Machenary	SoilMoistureConservation	TCB	Ha	0.05741	0.890	14.609	75.604	0.051



							WasteWair	No	0.0500	2			0.100
							Forestry	Ha	0.1525	0.200			0.031
							Horticulture	Ha	0.226	0.000			0.000
5439	HosamaniGayatri		208	2A	Machenary	SoilMoistureConservation	TCB	Ha	0.05741	1.670	14.609	75.604	0.096
							WasteWair	No	0.0500	4			0.200

VillageName	Farmer Code	FarmerName	Aadhar Card No	Survey Number	RateType(Manually /Machine ry)	ActivityType(SoilMoistureCo nservationActivity/Water HarvestingActivity)	ActivityName	Unit	UnitCost( InLakhs.)	Proposed Quantity	Latitude( Deg-Min- Sec)	Longitude (Deg-Min- Sec)	TotalCost (InLacs)	Site Photo
							Forestry	Ha	0.1525	0.400			0.061	
							Horticulture	Ha	0.226	0.000			0.000	
	5440	PujaraSiddappa		208	2B	Machenary	SoilMoistureConservation	TCB	Ha	0.05741	1.670	14.609	75.604	0.096
							WasteWair	No	0.0500	4			0.200	
							Forestry	Ha	0.1525	0.400			0.061	
							Horticulture	Ha	0.226	0.000			0.000	
	5441	MalagiSiddappa		209	1B+2	Machenary	SoilMoistureConservation	TCB	Ha	0.05741	1.850	14.609	75.604	0.106
							WasteWair	No	0.0500	2			0.100	
							Forestry	Ha	0.1525	0.400			0.061	
							Horticulture	Ha	0.226	1.000			0.226	
	5442	RudrappaMalagi		209	1B	Machenary	SoilMoistureConservation	TCB	Ha	0.05741	0.560	14.609	75.604	0.032
							WasteWair	No	0.0500	1			0.050	
							Forestry	Ha	0.1525	0.200			0.031	
							Horticulture	Ha	0.226	0.000			0.000	
	5443	GagoudasivannanavaraNagappa		209	3	Machenary	SoilMoistureConservation	TCB	Ha	0.05741	1.780	14.609	75.604	0.102
							WasteWair	No	0.0500	4			0.200	
							Forestry	Ha	0.1525	0.400			0.061	
							Horticulture	Ha	0.226	0.000			0.000	
	5444	BharamappaMalagi		209	4	Machenary	SoilMoistureConservation	TCB	Ha	0.05741	0.560	14.609	75.604	0.032
							WasteWair	No	0.0500	1			0.050	
							Forestry	Ha	0.1525	0.000			0.000	
							Horticulture	Ha	0.226	0.000			0.000	
	5445	MalateshappaMalagi		209	5	Machenary	SoilMoistureConservation	TCB	Ha	0.05741	0.560	14.609	75.604	0.032
							WasteWair	No	0.0500	1			0.050	
							Forestry	Ha	0.1525	0.400			0.061	
							Horticulture	Ha	0.226	0.000			0.000	
	5446	MakanurRamesha		210	1+2+3	Machenary	SoilMoistureConservation	TCB	Ha	0.05741	3.660	14.609	75.604	0.210
							WasteWair	No	0.0500	4			0.200	
							Forestry	Ha	0.1525	0.400			0.061	
							Horticulture	Ha	0.226	0.000			0.000	
	5447	PujaraBharamappa		210	4	Machenary	SoilMoistureConservation	TCB	Ha	0.05741	0.200	14.609	75.604	0.011
							WasteWair	No	0.0500	0			0.000	
							Forestry	Ha	0.1525	0.000			0.000	
							Horticulture	Ha	0.226	0.000			0.000	
	5448	PujarMariyappa		210	4	Machenary	SoilMoistureConservation	TCB	Ha	0.05741	0.200	14.609	75.604	0.011
							WasteWair	No	0.0500	0			0.000	
							Forestry	Ha	0.1525	0.000			0.000	
							Horticulture	Ha	0.226	0.000			0.000	
	5449	PujarMallappaBharamapa		210	4	Machenary	SoilMoistureConservation	TCB	Ha	0.05741	0.200	14.609	75.604	0.011
							WasteWair	No	0.0500	0			0.000	
							Forestry	Ha	0.1525	0.000			0.000	
							Horticulture	Ha	0.226	0.000			0.000	
	5450	PujarSantavvakomCholappa		210	4	Machenary	SoilMoistureConservation	TCB	Ha	0.05741	0.200	14.609	75.604	0.011
							WasteWair	No	0.0500	0			0.000	
							Forestry	Ha	0.1525	0.000			0.000	
							Horticulture	Ha	0.226	0.000			0.000	
	5451	MakanuraRamesha		211	*	Machenary	SoilMoistureConservation	TCB	Ha	0.05741	0.370	14.609	75.604	0.021

							WasteWair	No	0.0500	1			0.050
							Forestry	Ha	0.1525	0.000			0.000
							Horticulture	Ha	0.226	0.000			0.000
5452	KoppadaSankrappa		212	1	Machenary	SoilMoistureConservation	TCB	Ha	0.05741	1.790	14.609	75.604	0.103
							WasteWair	No	0.0500	4			0.200

VillageName	Farmer Code	FarmerName	Aadhar Card No	Survey Number	RateType(Manually /Machine ry)	ActivityType(SoilMoistureCo nservationActivity/Water HarvestingActivity)	ActivityName	Unit	UnitCost( InLakhs.)	Proposed Quantity	Latitude( Deg-Min- Sec)	Longitude (Deg-Min- Sec)	TotalCost (InLacs)	Site Photo
							Forestry	Ha	0.1525	0.400			0.061	
							Horticulture	Ha	0.226	0.000			0.000	
	5453	KoppadaganashaChannabasappa		212	2	Machenary	SoilMoistureConservation	TCB	Ha	0.05741	1.790	14.609	75.604	0.103
							WasteWair	No	0.0500	3			0.150	
							Forestry	Ha	0.1525	0.400			0.061	
							Horticulture	Ha	0.226	1.000			0.226	
	5454	KoppadaBasvantappa		212	3	Machenary	SoilMoistureConservation	TCB	Ha	0.05741	1.790	14.609	75.604	0.103
							WasteWair	No	0.0500	4			0.200	
							Forestry	Ha	0.1525	0.400			0.061	
							Horticulture	Ha	0.226	0.000			0.000	
	5455	BasanagoudaPatila		214	1	Machenary	SoilMoistureConservation	TCB	Ha	0.05741	0.480	14.609	75.604	0.028
							WasteWair	No	0.0500	1			0.050	
							Forestry	Ha	0.1525	0.000			0.000	
							Horticulture	Ha	0.226	0.000			0.000	
	5456	ViranagoudaPatil		214	2	Machenary	SoilMoistureConservation	TCB	Ha	0.05741	0.480	14.609	75.604	0.028
							WasteWair	No	0.0500	1			0.050	
							Forestry	Ha	0.1525	0.000			0.000	
							Horticulture	Ha	0.226	0.000			0.000	
	5457	SuhilaMakanura		214	3	Machenary	SoilMoistureConservation	TCB	Ha	0.05741	0.800	14.609	75.604	0.046
							WasteWair	No	0.0500	2			0.100	
							Forestry	Ha	0.1525	0.200			0.031	
							Horticulture	Ha	0.226	0.000			0.000	
	5458	SiddammakomBasacaeajappaKoppada		215	1	Machenary	SoilMoistureConservation	TCB	Ha	0.05741	0.900	14.609	75.604	0.052
							WasteWair	No	0.0500	1			0.050	
							Forestry	Ha	0.1525	0.200			0.031	
							Horticulture	Ha	0.226	1.000			0.226	
	5459	KoppadaBasappa		215	2	Machenary	SoilMoistureConservation	TCB	Ha	0.05741	1.800	14.609	75.604	0.103
							WasteWair	No	0.0500	4			0.200	
							Forestry	Ha	0.1525	0.400			0.061	
							Horticulture	Ha	0.226	0.000			0.000	
	5460	NilappatandebirappaHulihalliurfMasanagi		215	3	Machenary	SoilMoistureConservation	TCB	Ha	0.05741	0.900	14.609	75.604	0.052
							WasteWair	No	0.0500	2			0.100	
							Forestry	Ha	0.1525	0.200			0.031	
							Horticulture	Ha	0.226	0.000			0.000	
	5461	KambaliKartikbinDoddamallareppa		216	*	Machenary	SoilMoistureConservation	TCB	Ha	0.05741	0.980	14.609	75.604	0.056
							WasteWair	No	0.0500	2			0.100	
							Forestry	Ha	0.1525	0.200			0.031	
							Horticulture	Ha	0.226	0.000			0.000	
	5462	Sunilkumarbiji		218	1	Machenary	SoilMoistureConservation	TCB	Ha	0.05741	1.840	14.609	75.604	0.106
							WasteWair	No	0.0500	4			0.200	
							Forestry	Ha	0.1525	0.200			0.031	
							Horticulture	Ha	0.226	0.000			0.000	
	5463	GaudashivannanavaraLalithavva		218	2	Machenary	SoilMoistureConservation	TCB	Ha	0.05741	1.840	14.609	75.604	0.106
							WasteWair	No	0.0500	4			0.200	
							Forestry	Ha	0.1525	0.400			0.061	
							Horticulture	Ha	0.226	0.000			0.000	
	5464	ChalageriParameswarappa		219	1	Machenary	SoilMoistureConservation	TCB	Ha	0.05741	2.000	14.609	75.604	0.115

							WasteWair	No	0.0500	4			0.200	
							Forestry	Ha	0.1525	0.400			0.061	
							Horticulture	Ha	0.226	0.000			0.000	
	5465	ManjunathaGulannavara		219	2	Machenary	SoilMoistureConservation	TCB	Ha	0.05741	1.200	14.609	75.604	0.069
							WasteWair	No	0.0500	3			0.150	

VillageName	Farmer Code	FarmerName	Aadhar Card No	Survey Number	RateType(Manually /Machine ry)	ActivityType(SoilMoistureCo nservationActivity/Water HarvestingActivity)	ActivityName	Unit	UnitCost( InLakhs.)	Proposed Quantity	Latitude( Deg-Min- Sec)	Longitude (Deg-Min- Sec)	TotalCost (InLacs)	Site Photo
							Forestry	Ha	0.1525	0.200			0.031	
							Horticulture	Ha	0.226	0.000			0.000	
	5466	HuggiChannabasappa		219	3	Machenary	SoilMoistureConservation	TCB	Ha	0.05741	0.800	14.609	75.604	0.046
							WasteWair	No	0.0500	2			0.100	
							Forestry	Ha	0.1525	0.200			0.031	
							Horticulture	Ha	0.226	0.000			0.000	
	5467	ShekhappaKodihalli		219	4	Machenary	SoilMoistureConservation	TCB	Ha	0.05741	0.430	14.609	75.604	0.025
							WasteWair	No	0.0500	1			0.050	
							Forestry	Ha	0.1525	0.000			0.000	
							Horticulture	Ha	0.226	0.000			0.000	
	5468	DevendrappaufGurusiddappa BasappaKoppad		220	1	Machenary	SoilMoistureConservation	TCB	Ha	0.05741	1.380	14.609	75.604	0.079
							WasteWair	No	0.0500	3			0.150	
							Forestry	Ha	0.1525	0.300			0.046	
							Horticulture	Ha	0.226	0.000			0.000	
	5470	ParameswarappaufParameshappatandeBasappaKo		220	2	Machenary	SoilMoistureConservation	TCB	Ha	0.05741	0.750	14.609	75.604	0.043
							WasteWair	No	0.0500	1			0.050	
							Forestry	Ha	0.1525	0.300			0.046	
							Horticulture	Ha	0.226	0.000			0.000	
	5471	SunandakomSankaragaudaPatil		220	3	Machenary	SoilMoistureConservation	TCB	Ha	0.05741	0.850	14.609	75.604	0.049
							WasteWair	No	0.0500	2			0.100	
							Forestry	Ha	0.1525	0.200			0.031	
							Horticulture	Ha	0.226	0.000			0.000	
	5472	ParameswarappaufParameshappatandeBasappaKo		220	4	Machenary	SoilMoistureConservation	TCB	Ha	0.05741	1.540	14.609	75.604	0.088
							WasteWair	No	0.0500	3			0.150	
							Forestry	Ha	0.1525	0.300			0.046	
							Horticulture	Ha	0.226	0.000			0.000	
	5473	KoppadaManjappa		221	1	Machenary	SoilMoistureConservation	TCB	Ha	0.05741	3.200	14.609	75.604	0.184
							WasteWair	No	0.0500	4			0.200	
							Forestry	Ha	0.1525	0.400			0.061	
							Horticulture	Ha	0.226	0.000			0.000	
	5474	KoppadaManjappa		221	2	Machenary	SoilMoistureConservation	TCB	Ha	0.05741	1.800	14.609	75.604	0.103
							WasteWair	No	0.0500	4			0.200	
							Forestry	Ha	0.1525	0.400			0.061	
							Horticulture	Ha	0.226	0.000			0.000	
	5475	ParameswarappaufParameshappatandeBasappaKo		221	3	Machenary	SoilMoistureConservation	TCB	Ha	0.05741	0.780	14.609	75.604	0.045
							WasteWair	No	0.0500	1			0.050	
							Forestry	Ha	0.1525	0.300			0.046	
							Horticulture	Ha	0.226	0.000			0.000	
	5476	SunanadaPatil		221	4	Machenary	SoilMoistureConservation	TCB	Ha	0.05741	0.750	14.609	75.604	0.043
							WasteWair	No	0.0500	1			0.050	
							Forestry	Ha	0.1525	0.300			0.046	
							Horticulture	Ha	0.226	0.000			0.000	
	5477	KoppadaShanmukhappa		222	1	Machenary	SoilMoistureConservation	TCB	Ha	0.05741	3.300	14.609	75.604	0.189
							WasteWair	No	0.0500	4			0.200	
							Forestry	Ha	0.1525	0.300			0.046	
							Horticulture	Ha	0.226	0.000			0.000	
	5478	SiddappatandeBasappaKoppada		222	2	Machenary	SoilMoistureConservation	TCB	Ha	0.05741	0.760	14.609	75.604	0.044

							WasteWair	No	0.0500	1			0.050
							Forestry	Ha	0.1525	0.300			0.046
							Horticulture	Ha	0.226	0.000			0.000
	5479	DevendrappaarfGurusiddappa BasappaKoppad	222	3	Machenary	SoilMoistureConservation	TCB	Ha	0.05741	1.730	14.609	75.604	0.099
							WasteWair	No	0.0500	2			0.100

VillageName	Farmer Code	FarmerName	Aadhar Card No	Survey Number	RateType(Manually /Machine ry)	ActivityType(SoilMoistureCo nservationActivity/Water HarvestingActivity)	ActivityName	Unit	UnitCost( InLakhs.)	Proposed Quantity	Latitude( Deg-Min- Sec)	Longitude (Deg-Min- Sec)	TotalCost (InLacs)	Site Photo
							Forestry	Ha	0.1525	0.200			0.031	
							Horticulture	Ha	0.226	1.000			0.226	
	5480	ParameswarappauffParameshappatandeBasappaKo		222	4	Machenary	SoilMoistureConservation	TCB	Ha	0.05741	0.810	14.609	75.604	0.047
							WasteWair	No	0.0500	2			0.100	
							Forestry	Ha	0.1525	0.100			0.015	
							Horticulture	Ha	0.226	0.000			0.000	
	5481	ShivappaKoppada		223	1	Machenary	SoilMoistureConservation	TCB	Ha	0.05741	1.430	14.609	75.604	0.082
							WasteWair	No	0.0500	2			0.100	
							Forestry	Ha	0.1525	0.200			0.031	
							Horticulture	Ha	0.226	0.000			0.000	
	5482	SiddappatandeBasappaKoppad		223	2	Machenary	SoilMoistureConservation	TCB	Ha	0.05741	1.840	14.609	75.604	0.106
							WasteWair	No	0.0500	4			0.200	
							Forestry	Ha	0.1525	0.200			0.031	
							Horticulture	Ha	0.226	0.000			0.000	
	5483	DevendrappauffGurusiddappa BasappaKoppad		223	3	Machenary	SoilMoistureConservation	TCB	Ha	0.05741	0.640	14.609	75.604	0.037
							WasteWair	No	0.0500	1			0.050	
							Forestry	Ha	0.1525	0.200			0.031	
							Horticulture	Ha	0.226	0.000			0.000	
	5484	KoppadaShanmukhappa		224	1	Machenary	SoilMoistureConservation	TCB	Ha	0.05741	3.820	14.609	75.604	0.219
							WasteWair	No	0.0500	3			0.150	
							Forestry	Ha	0.1525	0.200			0.031	
							Horticulture	Ha	0.226	1.000			0.226	
	5485	PrabhuKoppada		224	2	Machenary	SoilMoistureConservation	TCB	Ha	0.05741	1.920	14.609	75.604	0.110
							WasteWair	No	0.0500	3			0.150	
							Forestry	Ha	0.1525	0.200			0.031	
							Horticulture	Ha	0.226	1.000			0.226	
	5486	MuradappaKoppada		224	3	Machenary	SoilMoistureConservation	TCB	Ha	0.05741	0.900	14.609	75.604	0.052
							WasteWair	No	0.0500	2			0.100	
							Forestry	Ha	0.1525	0.100			0.015	
							Horticulture	Ha	0.226	0.000			0.000	
	5487	SiddappaKoppada		224	4	Machenary	SoilMoistureConservation	TCB	Ha	0.05741	0.960	14.609	75.604	0.055
							WasteWair	No	0.0500	2			0.100	
							Forestry	Ha	0.1525	0.200			0.031	
							Horticulture	Ha	0.226	0.000			0.000	
	5488	SidramayyabinSangyya		225	1	Machenary	SoilMoistureConservation	TCB	Ha	0.05741	1.950	14.609	75.604	0.112
							WasteWair	No	0.0500	4			0.200	
							Forestry	Ha	0.1525	0.400			0.061	
							Horticulture	Ha	0.226	0.000			0.000	
	5489	SidramayyabinSangyya		225	2	Machenary	SoilMoistureConservation	TCB	Ha	0.05741	1.940	14.609	75.604	0.111
							WasteWair	No	0.0500	4			0.200	
							Forestry	Ha	0.1525	0.400			0.061	
							Horticulture	Ha	0.226	0.000			0.000	
	5490	SidramayyabinSangyya		225	3	Machenary	SoilMoistureConservation	TCB	Ha	0.05741	1.790	14.609	75.604	0.103
							WasteWair	No	0.0500	4			0.200	
							Forestry	Ha	0.1525	0.300			0.046	
							Horticulture	Ha	0.226	0.000			0.000	
	5491	SidramayyabinSangyya		225	4	Machenary	SoilMoistureConservation	TCB	Ha	0.05741	1.830	14.609	75.604	0.105



							WasteWair	No	0.0500	4			0.200
							Forestry	Ha	0.1525	0.300			0.046
							Horticulture	Ha	0.226	0.000			0.000
5492	BuradikattiBasavva		226	26	Machenary	SoilMoistureConservation	TCB	Ha	0.05741	0.810	14.609	75.604	0.047
							WasteWair	No	0.0500	2			0.100

VillageName	Farmer Code	FarmerName	Aadhar Card No	Survey Number	RateType(Manually /Machine ry)	ActivityType(SoilMoistureCo nservationActivity/Water HarvestingActivity)	ActivityName	Unit	UnitCost( InLakhs.)	Proposed Quantity	Latitude( Deg-Min- Sec)	Longitude (Deg-Min- Sec)	TotalCost (InLacs)	Site Photo
							Forestry	Ha	0.1525	0.200			0.031	
							Horticulture	Ha	0.226	0.000			0.000	
	5493	SyamanuraNilavvakomNingappa		226	3C	Machenary	SoilMoistureConservation	TCB	Ha	0.05741	0.640	14.609	75.604	0.037
							WasteWair	No	0.0500	1			0.050	
							Forestry	Ha	0.1525	0.200			0.031	
							Horticulture	Ha	0.226	0.000			0.000	
	5494	KoppadaGurushanatappa		226	1	Machenary	SoilMoistureConservation	TCB	Ha	0.05741	2.140	14.609	75.604	0.123
							WasteWair	No	0.0500	3			0.150	
							Forestry	Ha	0.1525	0.200			0.031	
							Horticulture	Ha	0.226	1.000			0.226	
	5495	KoppadaBasappa		226	2A	Machenary	SoilMoistureConservation	TCB	Ha	0.05741	0.280	14.609	75.604	0.016
							WasteWair	No	0.0500	0			0.000	
							Forestry	Ha	0.1525	0.000			0.000	
							Horticulture	Ha	0.226	0.000			0.000	
	5496	KoppadaBasappa		226	2C	Machenary	SoilMoistureConservation	TCB	Ha	0.05741	0.480	14.609	75.604	0.028
							WasteWair	No	0.0500	1			0.050	
							Forestry	Ha	0.1525	0.000			0.000	
							Horticulture	Ha	0.226	0.000			0.000	
	5497	BurudikattiBasavva		226	2C	Machenary	SoilMoistureConservation	TCB	Ha	0.05741	0.810	14.609	75.604	0.047
							WasteWair	No	0.0500	2			0.100	
							Forestry	Ha	0.1525	0.200			0.031	
							Horticulture	Ha	0.226	0.000			0.000	
	5498	BurudikattiNagappa		226	3A	Machenary	SoilMoistureConservation	TCB	Ha	0.05741	0.810	14.609	75.604	0.047
							WasteWair	No	0.0500	2			0.100	
							Forestry	Ha	0.1525	0.200			0.031	
							Horticulture	Ha	0.226	0.000			0.000	
	5499	KoppadaBasappa		227	*	Machenary	SoilMoistureConservation	TCB	Ha	0.05741	0.810	14.609	75.604	0.047
							WasteWair	No	0.0500	2			0.100	
							Forestry	Ha	0.1525	0.300			0.046	
							Horticulture	Ha	0.226	0.000			0.000	
	5500	BurudikattiSureshabinMalleshappa		228	*	Machenary	SoilMoistureConservation	TCB	Ha	0.05741	0.820	14.609	75.604	0.047
							WasteWair	No	0.0500	2			0.100	
							Forestry	Ha	0.1525	0.300			0.046	
							Horticulture	Ha	0.226	0.000			0.000	
	5501	Kannagoudra Sivanagouda		229	*	Machenary	SoilMoistureConservation	TCB	Ha	0.05741	1.200	14.609	75.604	0.069
							WasteWair	No	0.0500	3			0.150	
							Forestry	Ha	0.1525	0.300			0.046	
							Horticulture	Ha	0.226	0.000			0.000	
	5502	KoppadaBasanagouda		229	*	Machenary	SoilMoistureConservation	TCB	Ha	0.05741	1.040	14.609	75.604	0.060
							WasteWair	No	0.0500	2			0.100	
							Forestry	Ha	0.1525	0.300			0.046	
							Horticulture	Ha	0.226	0.000			0.000	
	5503	BurudikattiSureshabinMalleshappa		230	1+2	Machenary	SoilMoistureConservation	TCB	Ha	0.05741	2.260	14.609	75.604	0.130
							WasteWair	No	0.0500	3			0.150	
							Forestry	Ha	0.1525	0.400			0.061	
							Horticulture	Ha	0.226	1.000			0.226	
	5504	BurudikattiJayamma		231	1	Machenary	SoilMoistureConservation	TCB	Ha	0.05741	0.170	14.609	75.604	0.010

							WasteWair	No	0.0500	0			0.000	
							Forestry	Ha	0.1525	0.000			0.000	
							Horticulture	Ha	0.226	0.000			0.000	
5505	BurudikattiLalitavva		231	1	Machenary	SoilMoistureConservation	TCB	Ha	0.05741	0.410	14.609	75.604	0.024	
							WasteWair	No	0.0500	1			0.050	

VillageName	Farmer Code	FarmerName	Aadhar Card No	Survey Number	RateType(Manually /Machine ry)	ActivityType(SoilMoistureCo nservationActivity/Water HarvestingActivity)	ActivityName	Unit	UnitCost( InLakhs.)	Proposed Quantity	Latitude( Deg-Min- Sec)	Longitude (Deg-Min- Sec)	TotalCost (InLacs)	Site Photo
							Forestry	Ha	0.1525	0.000			0.000	
							Horticulture	Ha	0.226	0.000			0.000	
	5506	MakanuraBasavvakomPhakkirappa		231	2+3	Machenary	SoilMoistureConservation	TCB	Ha	0.05741	0.530	14.609	75.604	0.030
							WasteWair	No	0.0500	1			0.050	
							Forestry	Ha	0.1525	0.000			0.000	
							Horticulture	Ha	0.226	0.000			0.000	
	5507	KoppadaParameshappabinChannabasappa		232	*	Machenary	SoilMoistureConservation	TCB	Ha	0.05741	1.580	14.609	75.604	0.091
							WasteWair	No	0.0500	3			0.150	
							Forestry	Ha	0.1525	0.300			0.046	
							Horticulture	Ha	0.226	0.000			0.000	
	5508	KoppadaParameshappabinChannabasappa		233	1	Machenary	SoilMoistureConservation	TCB	Ha	0.05741	0.100	14.609	75.604	0.006
							WasteWair	No	0.0500	0			0.000	
							Forestry	Ha	0.1525	0.000			0.000	
							Horticulture	Ha	0.226	0.000			0.000	
	5509	KoppadaParameshappa		233	2A	Machenary	SoilMoistureConservation	TCB	Ha	0.05741	0.300	14.609	75.604	0.017
							WasteWair	No	0.0500	1			0.050	
							Forestry	Ha	0.1525	0.000			0.000	
							Horticulture	Ha	0.226	0.000			0.000	
	5510	KoppadaParameshappabinChannabasappa		233	2B	Machenary	SoilMoistureConservation	TCB	Ha	0.05741	0.370	14.609	75.604	0.021
							WasteWair	No	0.0500	1			0.050	
							Forestry	Ha	0.1525	0.000			0.000	
							Horticulture	Ha	0.226	0.000			0.000	
	5511	ChannabasappatandeRudrappaKoppada		234	1	Machenary	SoilMoistureConservation	TCB	Ha	0.05741	0.910	14.609	75.604	0.052
							WasteWair	No	0.0500	2			0.100	
							Forestry	Ha	0.1525	0.200			0.031	
							Horticulture	Ha	0.226	0.000			0.000	
	5512	BurudikattiNanagappa		235	1+3+5+	Machenary	SoilMoistureConservation	TCB	Ha	0.05741	3.040	14.609	75.604	0.175
							WasteWair	No	0.0500	4			0.200	
							Forestry	Ha	0.1525	0.400			0.061	
							Horticulture	Ha	0.226	0.000			0.000	
	5513	ShidenurBandavvakomShivaputrappa		235	2	Machenary	SoilMoistureConservation	TCB	Ha	0.05741	0.640	14.609	75.604	0.037
							WasteWair	No	0.0500	1			0.050	
							Forestry	Ha	0.1525	0.300			0.046	
							Horticulture	Ha	0.226	1.000			0.226	
	5514	KoppadaDundepa		235	3A	Machenary	SoilMoistureConservation	TCB	Ha	0.05741	0.380	14.609	75.604	0.022
							WasteWair	No	0.0500	1			0.050	
							Forestry	Ha	0.1525	0.000			0.000	
							Horticulture	Ha	0.226	0.000			0.000	
	5515	KoppadaDundepa		235	4	Machenary	SoilMoistureConservation	TCB	Ha	0.05741	0.640	14.609	75.604	0.037
							WasteWair	No	0.0500	1			0.050	
							Forestry	Ha	0.1525	0.300			0.046	
							Horticulture	Ha	0.226	0.000			0.000	
	5516	KoppadaDundepa		236	1	Machenary	SoilMoistureConservation	TCB	Ha	0.05741	3.710	14.609	75.604	0.213
							WasteWair	No	0.0500	3			0.150	
							Forestry	Ha	0.1525	0.200			0.031	
							Horticulture	Ha	0.226	1.000			0.226	
	5517	KoppadaGurshantappabinBasappa		236	2	Machenary	SoilMoistureConservation	TCB	Ha	0.05741	1.110	14.609	75.604	0.064

							WasteWair	No	0.0500	2			0.100
							Forestry	Ha	0.1525	0.200			0.031
							Horticulture	Ha	0.226	0.000			0.000
5518	MalagiMuradeppa		237	1e9	Machenary	SoilMoistureConservation	TCB	Ha	0.05741	0.800	14.609	75.604	0.046
							WasteWair	No	0.0500	2			0.100

VillageName	Farmer Code	FarmerName	Aadhar Card No	Survey Number	RateType(Manually /Machine ry)	ActivityType(SoilMoistureCo nservationActivity/Water HarvestingActivity)	ActivityName	Unit	UnitCost( InLakhs.)	Proposed Quantity	Latitude( Deg-Min- Sec)	Longitude (Deg-Min- Sec)	TotalCost (InLacs)	Site Photo
							Forestry	Ha	0.1525	0.200			0.031	
							Horticulture	Ha	0.226	0.000			0.000	
	5519	MaradibanakaraAjappa		237	1	Machenary	SoilMoistureConservation	TCB	Ha	0.05741	0.950	14.609	75.604	0.055
							WasteWair	No	0.0500	2			0.100	
							Forestry	Ha	0.1525	0.200			0.031	
							Horticulture	Ha	0.226	0.000			0.000	
	5520	MakanurDevendrappa		237	2	Machenary	SoilMoistureConservation	TCB	Ha	0.05741	1.740	14.609	75.604	0.100
							WasteWair	No	0.0500	4			0.200	
							Forestry	Ha	0.1525	0.400			0.061	
							Horticulture	Ha	0.226	0.000			0.000	
	5521	MaradibanakaraKariyappa		238	1	Machenary	SoilMoistureConservation	TCB	Ha	0.05741	2.100	14.609	75.604	0.121
							WasteWair	No	0.0500	3			0.150	
							Forestry	Ha	0.1525	0.300			0.046	
							Horticulture	Ha	0.226	1.000			0.226	
	5522	MaradibanakaraAjappa		238	2	Machenary	SoilMoistureConservation	TCB	Ha	0.05741	0.430	14.609	75.604	0.025
							WasteWair	No	0.0500	1			0.050	
							Forestry	Ha	0.1525	0.000			0.000	
							Horticulture	Ha	0.226	0.000			0.000	
	5523	MaradibanakarBasavarajabinKarabasappa		238	3	Machenary	SoilMoistureConservation	TCB	Ha	0.05741	0.580	14.609	75.604	0.033
							WasteWair	No	0.0500	1			0.050	
							Forestry	Ha	0.1525	0.000			0.000	
							Horticulture	Ha	0.226	0.000			0.000	
	5524	Karadennanavara Ramappa		238	4	Machenary	SoilMoistureConservation	TCB	Ha	0.05741	0.400	14.609	75.604	0.023
							WasteWair	No	0.0500	1			0.050	
							Forestry	Ha	0.1525	0.000			0.000	
							Horticulture	Ha	0.226	0.000			0.000	
	5525	RavitandeNagappaKurubara		238	5	Machenary	SoilMoistureConservation	TCB	Ha	0.05741	0.570	14.609	75.604	0.033
							WasteWair	No	0.0500	1			0.050	
							Forestry	Ha	0.1525	0.200			0.031	
							Horticulture	Ha	0.226	0.000			0.000	
	5526	HuchchappaKariyappaMedleri		238	6	Machenary	SoilMoistureConservation	TCB	Ha	0.05741	0.280	14.609	75.604	0.016
							WasteWair	No	0.0500	0			0.000	
							Forestry	Ha	0.1525	0.000			0.000	
							Horticulture	Ha	0.226	0.000			0.000	
	5527	RaviNagappaKurubara		238	7	Machenary	SoilMoistureConservation	TCB	Ha	0.05741	0.270	14.609	75.604	0.016
							WasteWair	No	0.0500	0			0.000	
							Forestry	Ha	0.1525	0.000			0.000	
							Horticulture	Ha	0.226	0.000			0.000	
	5528	KoppadaKarabasappa		239	1	Machenary	SoilMoistureConservation	TCB	Ha	0.05741	1.680	14.609	75.604	0.096
							WasteWair	No	0.0500	3			0.150	
							Forestry	Ha	0.1525	0.400			0.061	
							Horticulture	Ha	0.226	0.000			0.000	
	5529	KoppadaGaurammakomMahadevappa		239	3	Machenary	SoilMoistureConservation	TCB	Ha	0.05741	0.470	14.609	75.604	0.027
							WasteWair	No	0.0500	1			0.050	
							Forestry	Ha	0.1525	0.000			0.000	
							Horticulture	Ha	0.226	0.000			0.000	
	5530	NagarajKoppada		240	1	Machenary	SoilMoistureConservation	TCB	Ha	0.05741	1.400	14.609	75.604	0.080

							WasteWair	No	0.0500	3			0.150
							Forestry	Ha	0.1525	0.400			0.061
							Horticulture	Ha	0.226	0.000			0.000
5531	KoppadaBasanagouda		240	2	Machenary	SoilMoistureConservation	TCB	Ha	0.05741	0.230	14.609	75.604	0.013
							WasteWair	No	0.0500	0			0.000

VillageName	Farmer Code	FarmerName	Aadhar Card No	Survey Number	RateType(Manually /Machine ry)	ActivityType(SoilMoistureCo nservationActivity/Water HarvestingActivity)	ActivityName	Unit	UnitCost( InLakhs.)	Proposed Quantity	Latitude( Deg-Min- Sec)	Longitude (Deg-Min- Sec)	TotalCost (InLacs)	Site Photo
							Forestry	Ha	0.1525	0.000			0.000	
							Horticulture	Ha	0.226	0.000			0.000	
	5532	KoppadaChannabasappabinRudrappa		240	3	Machenary	SoilMoistureConservation	TCB	Ha	0.05741	0.840	14.609	75.604	0.048
							WasteWair	No	0.0500	2			0.100	
							Forestry	Ha	0.1525	0.200			0.031	
							Horticulture	Ha	0.226	0.000			0.000	
	5533	KasavalaRamappa		241	1A+2A	Machenary	SoilMoistureConservation	TCB	Ha	0.05741	2.440	14.609	75.604	0.140
							WasteWair	No	0.0500	2			0.100	
							Forestry	Ha	0.1525	1.000			0.153	
							Horticulture	Ha	0.226	1.000			0.226	
	5534	KasavaladaRamappa		241	1B+2B.	Machenary	SoilMoistureConservation	TCB	Ha	0.05741	1.280	14.609	75.604	0.073
							WasteWair	No	0.0500	3			0.150	
							Forestry	Ha	0.1525	0.200			0.031	
							Horticulture	Ha	0.226	0.000			0.000	
	5535	KasavaladaRamanna		241	1B+2B.	Machenary	SoilMoistureConservation	TCB	Ha	0.05741	3.600	14.609	75.604	0.207
							WasteWair	No	0.0500	3			0.150	
							Forestry	Ha	0.1525	0.400			0.061	
							Horticulture	Ha	0.226	1.000			0.226	
	5536	KoppadaChannabasappabinRudrappa		241	3	Machenary	SoilMoistureConservation	TCB	Ha	0.05741	1.650	14.609	75.604	0.095
							WasteWair	No	0.0500	4			0.200	
							Forestry	Ha	0.1525	0.300			0.046	
							Horticulture	Ha	0.226	0.000			0.000	
	5537	KoppadaPuttammaurFPusphakomUmesha		241	4	Machenary	SoilMoistureConservation	TCB	Ha	0.05741	0.200	14.609	75.604	0.011
							WasteWair	No	0.0500	0			0.000	
							Forestry	Ha	0.1525	0.000			0.000	
							Horticulture	Ha	0.226	0.000			0.000	
	5538	YakalapurLakshamappa		242	*	Machenary	SoilMoistureConservation	TCB	Ha	0.05741	1.450	14.609	75.604	0.083
							WasteWair	No	0.0500	3			0.150	
							Forestry	Ha	0.1525	0.200			0.031	
							Horticulture	Ha	0.226	0.000			0.000	
	5539	PujaraBharamappa		243	1A	Machenary	SoilMoistureConservation	TCB	Ha	0.05741	0.120	14.609	75.604	0.007
							WasteWair	No	0.0500	0			0.000	
							Forestry	Ha	0.1525	0.000			0.000	
							Horticulture	Ha	0.226	0.000			0.000	
	5540	PujarGutteppa		243	1B+1D+	Machenary	SoilMoistureConservation	TCB	Ha	0.05741	0.640	14.609	75.604	0.037
							WasteWair	No	0.0500	1			0.050	
							Forestry	Ha	0.1525	0.200			0.031	
							Horticulture	Ha	0.226	0.000			0.000	
	5541	PujarGutteppa		243	1C	Machenary	SoilMoistureConservation	TCB	Ha	0.05741	0.120	14.609	75.604	0.007
							WasteWair	No	0.0500	0			0.000	
							Forestry	Ha	0.1525	0.000			0.000	
							Horticulture	Ha	0.226	0.000			0.000	
	5542	KoppadaPuttammaurFPusphakomUmesha		244	1	Machenary	SoilMoistureConservation	TCB	Ha	0.05741	0.860	14.609	75.604	0.049
							WasteWair	No	0.0500	2			0.100	
							Forestry	Ha	0.1525	0.200			0.031	
							Horticulture	Ha	0.226	0.000			0.000	
	5543	KoppadaVandanakomBasavaraja		244	2	Machenary	SoilMoistureConservation	TCB	Ha	0.05741	0.860	14.609	75.604	0.049



							WasteWair	No	0.0500	2			0.100	
							Forestry	Ha	0.1525	0.200			0.031	
							Horticulture	Ha	0.226	0.000			0.000	
	5544	KoppadaChannabasappabinRudrappa		244	3	Machenary	SoilMoistureConservation	TCB	Ha	0.05741	0.580	14.609	75.604	0.033
							WasteWair	No	0.0500	1			0.050	

VillageName	Farmer Code	FarmerName	Aadhar Card No	Survey Number	RateType(Manually /Machine ry)	ActivityType(SoilMoistureCon servationActivity/Water HarvestingActivity)	ActivityName	Unit	UnitCost( InLakhs.)	Proposed Quantity	Latitude( Deg-Min- Sec)	Longitude (Deg-Min- Sec)	TotalCost (InLacs)	Site Photo
							Forestry	Ha	0.1525	0.000			0.000	
							Horticulture	Ha	0.226	0.000			0.000	
	5545	KoppadaPuttammaurPusphakomUmesha		245	1	Machenary	SoilMoistureConservation	TCB	Ha	0.05741	5.040	14.609	75.604	0.289
							WasteWair	No	0.0500	1			0.050	
							Forestry	Ha	0.1525	1.000			0.153	
							Horticulture	Ha	0.226	1.000			0.226	
	5546	KoppadaVandanakombasavarajappa		245	1	Machenary	SoilMoistureConservation	TCB	Ha	0.05741	0.680	14.609	75.604	0.039
							WasteWair	No	0.0500	1			0.050	
							Forestry	Ha	0.1525	0.200			0.031	
							Horticulture	Ha	0.226	0.000			0.000	
	5547	KoppadaPuttammaurPusphakomUmesha		245	2	Machenary	SoilMoistureConservation	TCB	Ha	0.05741	0.120	14.609	75.604	0.007
							WasteWair	No	0.0500	0			0.000	
							Forestry	Ha	0.1525	0.000			0.000	
							Horticulture	Ha	0.226	0.000			0.000	
	5548	BasavarajatandeShivappaKoppada		245	3	Machenary	SoilMoistureConservation	TCB	Ha	0.05741	4.240	14.609	75.604	0.243
							WasteWair	No	0.0500	4			0.200	
							Forestry	Ha	0.1525	0.500			0.076	
							Horticulture	Ha	0.226	0.000			0.000	
	5549	ChannabasappatandeRudrappaKoppada		245	4	Machenary	SoilMoistureConservation	TCB	Ha	0.05741	1.600	14.609	75.604	0.092
							WasteWair	No	0.0500	4			0.200	
							Forestry	Ha	0.1525	0.400			0.061	
							Horticulture	Ha	0.226	0.000			0.000	
	5550	ChannabasappatandeRudrappaKoppada		246	*	Machenary	SoilMoistureConservation	TCB	Ha	0.05741	3.710	14.609	75.604	0.213
							WasteWair	No	0.0500	4			0.200	
							Forestry	Ha	0.1525	0.400			0.061	
							Horticulture	Ha	0.226	0.000			0.000	
	5551	KoppadaShivappa		247	1	Machenary	SoilMoistureConservation	TCB	Ha	0.05741	3.440	14.609	75.604	0.197
							WasteWair	No	0.0500	4			0.200	
							Forestry	Ha	0.1525	1.000			0.153	
							Horticulture	Ha	0.226	1.000			0.226	
	5552	KoppadaSannabasappa		247	2	Machenary	SoilMoistureConservation	TCB	Ha	0.05741	6.390	14.609	75.604	0.367
							WasteWair	No	0.0500	3			0.150	
							Forestry	Ha	0.1525	1.000			0.153	
							Horticulture	Ha	0.226	1.000			0.226	
	5553	MakanuraVireshabinShivapa		248	1+2	Machenary	SoilMoistureConservation	TCB	Ha	0.05741	1.010	14.609	75.604	0.058
							WasteWair	No	0.0500	2			0.100	
							Forestry	Ha	0.1525	0.200			0.031	
							Horticulture	Ha	0.226	0.000			0.000	
	5554	MakanurPrakasha		248	1+2	Machenary	SoilMoistureConservation	TCB	Ha	0.05741	1.990	14.609	75.604	0.114
							WasteWair	No	0.0500	4			0.200	
							Forestry	Ha	0.1525	0.300			0.046	
							Horticulture	Ha	0.226	0.000			0.000	
	5555	MakanurVireshabinShivappa		248	3	Machenary	SoilMoistureConservation	TCB	Ha	0.05741	1.890	14.609	75.604	0.109
							WasteWair	No	0.0500	4			0.200	
							Forestry	Ha	0.1525	0.300			0.046	
							Horticulture	Ha	0.226	0.000			0.000	
	5556	PrakshaKoppada		248	4	Machenary	SoilMoistureConservation	TCB	Ha	0.05741	1.930	14.609	75.604	0.111

								WasteWair	No	0.0500	4			0.200	
								Forestry	Ha	0.1525	0.300			0.046	
								Horticulture	Ha	0.226	0.000			0.000	

4.Net Planning and Projectactivities

Rs in lakhs

[Chapter-IV]4.5DetailsofVegetativeCoverActivitiesPlantationType:HorticulturteActivities

VillageName	FarmerName:	Farmer Code	Aadhar CardNo.	RateType(Manually/Machinery)	SurveyNo:	Total Area (Ha.)	Proposed Area(Ha.)	Activity/Model/Plant/CropName:	Numberof PlantsPerHa	No.of plants	MethodofIrrigation(Drip/Ring/Surface)	SourceofIrrigation(Canal/Rainfed/Well)	AreaasperTypeOfLand(Ha.)		Ownershipof Land(CommunityLand/PrivateLand/Other)	Latitude(Deg-Min-Sec)	Longitude (Deg-Min-Sec)
													WasteLand	Cultivable			
Ranebennur, 4D4C5T2b	CHAPTER4.4 ALLFARMERS			Manually		32.00	32.00	COCONUT, SAPOTA, CURRYLEAF, GUAVA, MANGO, LEMON	100	3200	DRIP Irrigation	BOREWELL	0	32.00	PrivateLand		

[Chapter-IV]4.5ADetailsofVegetativeCoverActivities

PlantationType:AfforestationActivities

VillageName	FarmerName:	Farmer Code	Aadhar CardNo	Rate Type(Manually/Machinery)	SurveyNo:	TotalArea (Ha.)	Proposed Area(Ha.)	Activity/Model/Plant/Crop Name:	Number ofPlantsPerHa	No.ofplants	Methodofirrigation(Drip/Ring/Surface)	SourceofIrrigation (Canal/Rainfed/Well)	AreaasperTypeOfLand(Ha.)		Ownershipof Land(CommunityLand/PrivateLand/OtherLand)
													WasteLand	Cultivable	
Ranebennur, 4D4C5T2b	CHAPTER4.4ALLF ARMERS			Manually		37.00	37.00	TEAK, SILVER OAK, MAHAGONI, BAMBOO	100	3700	DRIP Irrigation	BOREWELL	0	37.00	PrivateLand

[Chapter-IV]4.5B.DetailsofVegetativeCoverActivities

PlantationType:Fodderdevelopment

VillageName	FarmerName:	Farmer Code	Aadhar CardNo	Rate Type(Manually/Machinery)	SurveyNo:	TotalArea (Ha.)	Proposed Area(Ha.)	Activity/Model/Plant/Crop Name:	Number ofPlantsPerHa	No.ofplants	Methodofirrigation(Drip/Ring/Surface)	SourceofIrrigation (Canal/Rainfed/Well)	AreaasperTypeOfLand(Ha.)		Ownershipof Land(CommunityLand/PrivateLand/OtherLand)
													WasteLand	Cultivable	
Ranebennur, 4D4C5T2b	CHAPTER4.4ALLF ARMERS			Manually		2.00	2.00	PLANTING OF FODDER CROPVIZ NAPIERGRASS	10000	20000	DRIP Irrigation	BOREWELL	0	2.00	PrivateLand

[Chapter-IV]4.5CDetailsofVegetativeCoverActivitiesPlantationType:NurseryActivities

VillageName	FarmerName:	Farmer Code	Aadhar CardNo	Rate Type(Manually/Machinery)	SurveyNo:	TotalArea (Ha.)	Proposed Area(Ha.)	Activity/Model/Plant/Crop Name:	Number ofPlantsPerHa	No.ofplants	Methodofirrigation(Drip/Ring/Surface)	SourceofIrrigation (Canal/Rainfed/Well)	AreaasperTypeOfLand(Ha.)		Ownershipof Land(CommunityLand/PrivateLand/OtherLand)
													WasteLand	Cultivable	
Ranebennur, 4D4C5T2b	CHAPTER4.4ALLF ARMERS														

#### 4.Net Planning and Project activities

Rs in lakhs

It is for all reaches (upper, middle and lower) and also for Private, Common and drainage line areas  
 [Chapter-IV] 4.1, 4.1 A Baseline Data - Village wise Survey Numbers & Farmer wise Survey Numbers

MICRO CODE	Name of Farmer	Farmer Code	Survey No		Area (Ha)
Benakankonda	Hosamani Gurushantappa	5557	76	1+2	3.700
4D4C5T2c	Mudihala Mahadevappa	5558	76	1a	1.800
	Mudihala Basakkakom Basavarajappa	5559	76	3	1.800
	Hosamani Parameshappa	5560	77	1+2	2.600
	Hosamani Dannappa	5561	77	1+2	2.600
	Olekar Bharamappa	5562	78	1	0.630
	Olekarurf Baliger Dyamappa	5563	78	2	0.350
	Olekar Urf Baliger Basappa	5564	78	3	0.350
	Olekarurf Baliger Beerappa	5565	78	4	0.630
	Kallappagouda Nanjanagouda	5568	79	*	6.730
	Veerappa Somappa Bidari	5569	80	1	1.800
	Revannappa Somappa Bidari	5570	80	2	1.800
	Kallanagoudra Karabasanagouda	5571	81	1	0.700
	Kallanagoudra Karabasanagouda	5572	81	1	1.800
	Kallananagouda Nanjangouda	5573	81	2+3	2.600
	Kappagoudra Basanagouda	5574	81	4	2.600
	Revannappa Somappa Bidari	5575	81	5	1.250
	Mudihal Holibasappa	5576	82	1	1.250
	Shivappa	5577	82	2+3B	1.800
	Mudihala Shivanandappa	5578	82	3a	0.580
	Shivappa Koppada	5579	83	1	2.600
	Gundappalavara Ramesha	5580	83	2	1.250
	Kallappagoudra Bheemanagoda	5582	84	1+2	1.800
	Kallappagoudra Somanagouda	5583	84	3	2.600

	Kallappagoudra Basanagouda	5584	84	4	1.250
	Kallappagoudra Sannagouda	5586	84	5	1.250
	Gundappa Managala kom Chandrappa	5587	85	1	2.600

MICRO CODE	Name of Farmer	Farmer Code	Survey No		Area (Ha)
	Thevari neelamma urf GurushanatappaParameshappa	5588	85	2+3	0.700
	ByadagiShivaraj Gundappa	5589	85	4	1.800
	Malagoudra Rudrappa bin Thirakappa	5590	85	5	0.830
	Kariyappa Gundappa	5591	85	6	1.250
	Linganagouda Somnagowda bin Basanagouda	5592	86	1e	2.600
	Sadasivangouda Linganagouda	5593	86	1w	2.600
	GundappalavarBasappa	5594	86	2	1.250
	GundappalavarBasappa	5595	86	2	1.250
	Totaher Bheerappa	5596	86	2	0.700
	Mudihala Manjappa	5597	87	3w	0.580
	Ravi Linganagouda	5598	87	1+2	2.600
	RatimaniJamalsab	5599	87	3e	1.250
	Mudihallrappa	5600	87	3w	0.580
	Linganagouda Somanagouda bin Basanagouda	5601	87	4	0.920
	Gowdra Sivanna Revanappa	5602	87	5	1.800
	Holabasappa karabasappa Mudihala	5603	87	6	0.920
	Savanura Sanjeeva BinManajappa	5604	88	1	0.630
	Parameshappa	5605	88	2	0.700
	Hanumanthappa Basappa Mudihal	5606	88	3	0.830
	Parameshappa	5607	88	4	0.700
	Hanumagouda Patil	5608	89	1e	1.800
	HittalamaniShobha	5609	89	1f	1.250
	HittalamaniShobha	5610	89	1w	1.250
	SavanurMounesha	5611	89	1e	1.800
	Pooja Chandrappa BinSiddappa	5612	89	2	2.600
	Kiranakumaralrappa urf ChannaveerappaPujar	5613	89	3	1.800
	Karabasappa Anveri	5614	89	4	0.700
	HittalamaniSomanagouda	5615	90	1	1.250
	PatimaniKaregouda	5616	90	2	2.600
	Sashikala Omkarappa Koppada	5617	90	3	1.800



	PatimaniPuttanagouda	5618	91	1	0.630
--	----------------------	------	----	---	-------

MICRO CODE	Name of Farmer	Farmer Code	Survey No		Area (Ha)
	PatimaniKaregouda	5619	91	2	0.920
	BasimaniMahadevappa Basanagouda	5620	91	3	0.920
	MasanagiKariyappa	5621	91	4+5	0.580
	RatimaniKaregouda BinBasalingappagouda	5622	91	6	0.920
	HittalamaniShantamma kom Channabasanagoda	5623	91	7	0.920
	HittalamaniGanagadharappa	5624	92	1	1.250
	Hittalamani Ramesha	5625	92	2	1.250
	HittalamaniChannasanagouda	5626	92	3	1.250
	HittalamaniNanjanagoua	5627	92	4	1.250
	Puttanagouda Ratimani	5628	92	5	1.800
	HittalamaniShantamma kom Cannadasanagouda	5629	92	6	0.580
	Basanagouda Policagoudra	5630	93	1	1.800
	Policegoudra Karegouda	5631	93	2	0.830
	Policegoudra Karegouda	5632	93	3	0.700
	Policegoudra nagamma urf Nagartna kom Ganganagouda	5633	93	4	0.700
	Policegoudra Shankragouda	5634	93	5	0.700
	AnveriChannabasappa	5639	94	2	0.920
	Gudappa Chalageri	5640	95	1	2.600
	Gudappa Chalageri	5641	95	2	2.600
	Basappa Desur	5643	96	1a	0.830
	Gurulingappagoudra Karegouda	5644	96	1b	1.250
	Girisha BasappaGundappa	5645	96	2+3	0.830
	GundappalavaraKariyappa	5646	96	4	0.830
	GundappalavaraSomappa	5647	96	5	1.800
	Bharamappa Desur	5648	96	6	0.830
	GurulingapaGouda Naganagouda	5650	97	10	0.380
	Shivanagoudra Karegouda	5651	97	1a	1.250
	Kallappagoudra Marasiddanagouda	5652	97	1b	0.830
	Kareninganagouda Basanagouda Gurulingappagoudra	5653	97	2	1.800
	Shivanagouda Karegoudra	5654	97	3+4	0.700

	Nagappa Basappa	5655	97	5	0.380
--	-----------------	------	----	---	-------

MICRO CODE	Name of Farmer	Farmer Code	Survey No		Area (Ha)
	Nittur Hanumanthappa bin Gangadharappa	5656	97	6+7+8	4.190
	Puttanagouda Manjunathagouda bin Gurubasanagouda	5657	97	9	1.800
	Sivanagouda Kallappagoudra	5658	98	*	2.600
	Anverilrappa	5659	99	*	1.800
	AnveriChannabasappa	5660	99	*	0.580
	Sanagouda Basavanagoudra	5661	100	1	0.400
	Sannagouda Lalitavva	5662	100	1	0.400
	Sadashivanagouda Sannagoudra	5663	100	1	0.400
	Sannagoudra Mallanagouda	5664	100	2೨	0.400
	Malatesha	5665	100	2೨	0.700
	HosamaniMahadevagouda Basanagoda	5666	101	1	0.240
	HosamaniMahadevagouda Basanagouda	5667	101	2	0.250
	HittalamaniVeeresha	5668	102	*	0.580
	Mudigoudra urf MuderBasanagouda	5669	103	*	1.250
	Totager Manjunathagouda	5670	104	*	1.800
	Sachin Anveri	5671	105	1+2	0.630
	Maheswaragouda Gulingappagoudra	5672	105	3	0.580
	Guddappa Shivappa Holiyammanavara	5673	105	4	0.580
	Guddappa Shivappa Holiyammanavara	5674	105	5	0.580
	Mudihala Basakkakom Basavarajappa	5675	106	1೨	0.700
	Hendigoudra urf Patil Basanagouda	5676	106	1೩+2೨	3.300
	Mudihala Basakkakom Basavarajappa	5677	106	1೨	0.700
	HosamaniAdivekkanavara	5678	107	1	2.600
	PoojaChandrappa Shiddappa	5679	107	2	0.580
	Chigrer Girjavva	5680	107	3	0.330
	Chigarer Neelamma Fakkirappa	5681	107	3	0.320
	PujarKariyappa	5682	107	4೨	1.250
	PujarKariyappa	5683	107	4೩	0.340
	PujarShivappa	5684	107	4೨	0.340
	PujarChannaveerappa Siddappa	5685	107	5	0.580

	Chandrashekaragouda Channappagoudra	5686	108	4೯	0.020
--	-------------------------------------	------	-----	----	-------

MICRO CODE	Name of Farmer	Farmer Code	Survey No		Area (Ha)
	Shivananda Channappagoudra	5687	108	4೉	0.580
	Puttanagoudra Dharmarajagouda bin Gurubasanagouda	5688	108	1	1.800
	HittalamaniSomanagouda	5689	108	2	0.630
	VenkateswaraSittagatti	5690	108	3	0.580
	Channagoudra Shankragouda	5691	108	4೧	0.580
	Gundappa Gangadharappa	5692	108	5	0.630
	MajjagiSahadevappa	5693	108	6	0.580
	Manjappa Gundappa	5694	108	7	0.400
	Ninganagouda Halanagouda	5695	108	8	0.630
	Bangere Premilavva Govindappa	5696	109	2೉	0.380
	Maneger Ramappa	5697	109	1	0.700
	PujarKarsiddappa	5698	109	2೧	0.380
	PujarBasappa	5699	109	3	0.380
	PujarFakkirappa	5700	109	4	0.380
	Gundappa Ramesha	5701	110	1	0.700
	Gundappa Ramesha	5702	110	2	0.700
	Nagappa Puttappa Holiyammanavara	5703	110	3	0.830
	Nagappa Puttappa Holiyammanavara	5704	110	4	0.830
	ShidenurChandrappa	5705	111	1	0.380
	Shidenur Basavaraj	5706	111	1	0.380
	ShidenurHanumantappa	5707	111	1	0.700
	ShidenurKarabasappa	5708	111	2	0.830
	ShidenurSanjeeva	5709	111	2	0.830
	MudihalManjappa	5711	112	6೉	0.400
	Mudihala Sundramma Channabasappa	5712	112	1	0.340
	ShidlingappaMudenur	5713	112	2	0.300
	Shivappa	5714	112	3	0.280
	Mudihalkariyappa Basavanappa				0
	MudihalHanumantappa bin Karabasappa				0
	Nagaraj mahadevappa Shidenur				0

	Saroja Basappa Mudihal				0.300
--	------------------------	--	--	--	-------

MICRO CODE	Name of Farmer	Farmer Code	Survey No		Area (Ha)
	ShidenurLaxman				0.400
	MudihalAnnapurna				0.000
	MudihalShivamma Somappa				0.000
	Policegowdra Sundramma				1
	MasanagiKariyappa				0.000
	Malagoudra Tirakappa				2
	Malagouda Rudrappa BinThirakappa				1
	Maregoudra Karegoudra				1
	Kallappagoudra Soanagowda				1
	MasanagiBharamappa				0.200
	Malagoudra Nilamma				1
	Gundappa Karabasappa				2
	Gundappa Karabasappa				2
	Gundappa Karabasappa				2
	Guddappa Rudrappa				1
	HattalamaniShobha				0.000
	Chandrappa bin Mahadevappa Gundappa				1
	Chandrappa bin Mahadevappa Gundappa				1
	NetravatiShigli				0
	Basavannappa Koppada				2
	Nagappa Koppada	5741	121	3	1.800
	Basava Koppada	5742	121	4	0.630
	Nagappa Koppada	5743	121	5	0.630
	Mudenuramatha Basayya	5744	123	2	1.250
	Mudenuramatha Fakkirayya	5745	123	1	1.800
	Mudenuramatha JyoyhiChandrayya	5746	123	1	1.250
	Mudenuramatha Basayya	5747	123	2	1.800
	Mudenuramatha Basayya	5748	123	2	1.250
	Mudenuramatha Fakkirayya	5749	123	3	0.630
	Mudenuramatha JyoyhiChandrayya	5750	124	2	0.250



	Mudenuramatha Basayya	5751	124	19	0.580
--	-----------------------	------	-----	----	-------

MICRO CODE	Name of Farmer	Farmer Code	Survey No	Area(Ha)
	Ratnavva Guddappa Manigar	5752	1241ಕ	0.580
	Pujar Jayappa Karakappa	5753	1241ಕ	0.580
	Pujara Ashoka			1
	Kallappagoudra Basanagouda			1
	Lalitavvakom Basappa Kodihalli			0
	Kallappagoudra Santamma Urf Dyamavva Shivabasanagouda			1
	Olekar Haleshappa			2
	Pujar Kariyavva	5760	125C	1.250
	Pujar Jayappa Bin Karakappa	5761	1262ಬ	0.920
	Pujar Ashoka	5762	1261	0.630
	Honnappa	5763	1262ಉ	0.830
	Mudihal Malashantappa	5764	1262ಕ	0.920
	Mudihala	5765	1271	0.630
	Malakanagouda Sanganagouda	5766	1272	0.400
	Mudihal Hanumantappa	5767	1273	1.250
	Mudihal Mahadevappa	5768	1274	1.250
	Mudihala Mahadevappa	5769	1287ಉ7ಬ	0.270
	Mudihala Mahadevappa	5770	1287ಉ7ಬ	0.270

Umadevi Sanganagouda	5771	1287	0.920
Mudihala Malashantappa	5772	1281	0.400
Malagoudra Rudrappa Thirakappa	5773	1282	0.380
Mudihal Ravi Bharamappa	5774	1283	0.380
Karegoudra urf ChalageriChandragouda	5775	1284	0.320
Kudapali Urf Bidarimanjanagouda	5776	1285	0.350
Bidari urfKudapali Geeta kom Ganaganagoudra	5777	1286	2.600
Bidari Chanbasappa	5778	1287	0.270
Karabasappa	5779	1288	1.250
Bidari urfKudapali Geeta kom Ganganagoudra	5780	1289	1.250
Sannagoudra Sharavva Karegoudra	5781	1291	1.250
BasavarajaIngalagondi			2
Sannagoudra Eranagouda			0

MICRO CODE	Name of Farmer	Farmer Code	Survey No		Area (Ha)
	Kallappagoudra Susheela				2
	MasanagiBharamappa				1
	Kallappagoudra Mahadevagouda bin Somanagouda				1
	Erappa Ningappa Madiwalar				2
	Nagaraja Guddappa Madiwalar	5788	129	4A	1.250
	Kariyappa Ningappa	5789	129	4B	1.250
	kallappagoudra Mahadevagouda Somanagouda	5790	132	1e	1.800
	Vasantaraj Ravanagouda Kallappagoudra	5791	132	1e	0.830
	Kallappagoudra Sonanagaouda	5792	132	2	0.580
	Ma;akanagouda Kallappagoudra	5793	132	3	0.400
	Gundappa Irappa				1
	Gundappa Maheshappa Karabasappa				0.000
	MudihalNagappa				0.200
	MudihalSushilamma Somappa				0.200
	MudihalMahadevappa				0.300
	MudihalHanumantappa Karabasappa				0.200
	Channabasanagouda Sannagoudra				2
	Sannagouda Sannagoudra	5801	134	1	2.600
	Sannagoudra Basanagouda	5802	134	2	1.250
	Mudohala Basavva	5803	134	3	0.920
	Sanganagoudra naganagouda	5804	134	4+5e	0.580
	Kallappagouda Basanagouda	5805	134	4+5e	0.580
	MudihalUjjappa	5806	135	3e	1.250
	MudihalBenkappa	5807	135	1	2.600
	MudihalHanumantappa	5808	135	2	2.600
	Holiyappa Gurushantagouda	5809	135	3e	0.580
	Basanagouda Basangoudra	5810	135	4	0.580
	Holiyappagouda Shekaragoudra	5811	189	8e	0.830
	Holiyappagouda urf Patil Mrutyunjayagouda	5812	189	2	0.580
	Holiyappagouda urf Patil Karegoudra	5813	189	3	0.580

	Kallappagoudra Basanagouda	5814	189	4	0.580
--	----------------------------	------	-----	---	-------

MICRO CODE	Name of Farmer	Farmer Code	Survey No		Area (Ha)
	Hollyppagoud'sgurusanthagowda	5815	189	5	0.380
	Bluseppagoud'sBasanagouda	5816	189	6	1.250
	Hollyappaghuda Shekhargowda	5817	189	7	1.800
	HolliappaGaud's Urfa PatilaMritunjayaguda	5818	189	8ಃ	0.920
	HolliappaGaud's Urfa Patil Karegowda	5819	189	8ೃ	0.830
	Kallappagoud'sBasanagouda	5820	189	9	2.600
Halageri	DesurMariyappa	5821	10	2ಉ	0.8400
4D4C5T2c	DesurDonneppa	5822	10	2ೃ	1.1700
	SiddappaHosamani	5823	10	1ಉ	1.0000
	BisalahalliHasanasab	5824	10	1ಃ	1.0700
	SubhanasabBisalahalli	5825	10	1಄	0.5300
	Patil Basanagouda	5826	10	1ೃ	4.6300
	Praveen Hosamani	5827	10	3	1.2000
	Babu Hosamani	5828	10	4	1.0000
	DadapeerBisalahalli	5829	10	5	0.5400
	HadapadurfSannamaniShankar	5830	13	1ಉ	0.6600
	Sannamaniurf HadapadBasavaraj	5831	13	1ಃ	1.3000
	Hadapada Karabasappa	5832	13	1ೃ	0.6500
	Manjappa Kadur	5833	13	2B	0.8000
	ManigarSavitra kom Guddappa	5834	13	2ಉ	0.8800
	AshokKadur	5835	13	2ಉ	0.8800
	KannappalavaraChandrappa	5836	14	1ೃ	1.8000
	Kallappagoudra Somanagouda	5837	14	1ಉ	2.2000
	Karegouda Sannagouda Malagoudra	5838	14	2	2.0300
	Kallappagoudra Ramanagouda	5839	14	3	2.2200
	Kallappagoudra Viranagouda	5840	15	1	1.4500
	Siddanagouda Karabasallavara	5841	15	2	1.3800
	Siddanagouda Karabasallavara	5842	15	3	3.0100
	Basanagouda Karabasallavara	5843	15	4	1.4200
	Manjanagouda Karabasallavara	5844	15	5	1.3800

	Uma Karabasallavara	5845	15	6	1.2000
--	---------------------	------	----	---	--------

MICRO CODE	Name of Farmer	Farmer Code	Survey No		Area (Ha)
	Somanagouda Karabasallavara	5846	15	7	1.2000
	KannappalavaraHanumantappa	5847	16	1	1.7900
	KannappalavaraShivappa	5848	16	2	1.6000
	Bharamappa Basavanneppa Kannappalavara	5849	16	3	0.7000
	KannappalavaraAjjappa	5850	16	4	1.2000
	Shambhu Basavanneppa Kannappalavara	5851	16	5	0.7000
	Malagoudra Shivanand	5852	17	6೧	0.8000
	KodihalliChandrappa	5853	17	1	2.0600
	Malagoudra Suresh	5854	17	2	1.0500
	Sannappa Tirukappa Malagoudra	5855	17	3	0.4100
	Malagoudra Ramanagouda	5856	17	4	0.5700
	KodihalliRudrappa	5857	17	6೨	1.1200
	Malagoudra Karabasappa Karegouda	5858	17	6೩	1.1000
	Mallagoudra Karabasappa Karegouda	5859	17	7	0.5000
	Malagoudra ShivananadbinKaregoda	5860	17	8	0.8000
	Ninganagoudra Veeranagouda	5861	18	1೨	1.4100
	Chandrakala kom Basappa Kudapali	5862	18	1೧	1.2000
	Ninganagoudra Channabasanagouda Shivanagouda	5863	18	3೨	1.3900
	Ninganagoudra Jayamma	5864	18	3೩	0.6900
	Sivappa Birappa Kodari	5865	18	3೧	0.6900
	Chandrakala kom Basappa Kudapali	5866	18	1೧	1.2000
	Kudupali Tirakappa	5867	18	2	2.4700
	Sivappa Birappa kodari	5868	18	3೧	0.6900
	MudihalBasappa	5869	18	4+5	1.7400
	MudihalKarabasappa	5870	18	4+5	1.1000
	Mudihalkarabasappa	5871	19	1+2	1.1900
	HadimaniShankaragouda	5872	19	1+2೨	1.8800
	MudihalKarabasappa	5873	19	1+2೩	1.2000
	Gundappalavaraurf BanakaraJayappa	5874	19	1+2೩	2.0800
	Patila Shakuntala	5875	19	1+2೩	2.1800



	Billalli Malleshappa	5876	19	1+20	1.8800
--	----------------------	------	----	------	--------

MICRO CODE	Name of Farmer	Farmer Code	Survey No		Area (Ha)
	MudihalBenkappa	5877	19	1+2	1.1900
	MudihalKarabasappa	5878	19	1+2ಇ	1.2000
	Gundappalavaraurf BanakaraJayappa	5879	19	1+2ಃ	2.0800
	Gundappalavaraurf BanakarJayappa	5880	19	1+2ಃ	2.0800
	Channabasanagouda Somanagouda Hadiamani	5881	20	3ಉ	1.6000
	HadimaniRajashekharagouda	5882	20	3ಠ	1.5100
	Hadiamani Srijit	5883	20	1	0.6100
	HadimaniVeeresh Sankaragouda	5884	20	2	1.2000
	Channabasanagouda Somanagouda Hadimani	5885	20	3ಉ	1.6000
	HadimaniRajashekharagouda	5886	20	3ಠ	1.5100
	Siddanagouda Manjanagouda Karegouda HadimaniArdar AjjaBasalingappa	5887	20	4	3.0300
	HadimaniRajashekharagouda	5888	20	5	0.6100
	Hadiamani Shankaragouda	5889	20	6	0.6100
	HadimaniBasanagouda	5890	20	7	0.6100
	Channabasanagouda Rudragouda Karegoudra	5891	20	8	1.2000
	Santosh Huggi	5892	21	2ಉ	1.0200
	Salageri Devaraj Chandrappa	5893	21	2ಠ	2.0000
	VijayakumarHuggi	5894	21	1	2.0200
	Jagadisha Huggi	5895	21	3	1.0000
	Muradappa Koppada	5896	22	1	3.4500
	MadanRavindra Nayak	5897	22	2	1.4500
	NavinRavindra Nayak	5898	22	3	0.8000
	KiranRavindra Nayak	5899	22	4	1.2000
	MalagiShivanagouda	5900	29	1	0.2800
	MalagiShanakragouda Karegouda	5901	29	2	0.2700
	MalagiChannabasanagouda	5902	29	3	0.2600
	MalagiSiddanagouda	5903	29	4	0.2500
	Hanumantagouda Bharamagouda Malagi	5904	29	5	0.5900
	MalagiHanumantagouda	5905	29	6	0.3600
	MalagiMahadevagouda	5906	29	7	0.3200

	MalagiPrabhugouda Shivanagouda	5907	29	8	0.5400
--	--------------------------------	------	----	---	--------

MICRO CODE	Name of Farmer	Farmer Code	Survey No		Area (Ha)
	MalagiShivanagouda	5908	30	3೉	1.0600
	Prabhugouda Shivanagouda Malagi	5909	30	3೩	0.5700
	MalagiHanumantagouda	5910	30	3೪	0.5700
	Hanumantagouda Bharamagouda Malagi	5911	30	3೪	0.5700
	MalagiShivanagouda Rudragouda	5912	30	1	0.5000
	MalagiChannabasanagouda	5913	30	2	0.5000
	MalagiMahadevagouda	5914	30	3೫	0.4000
	MalagiKaregouda	5915	30	4	1.0200
	Hanumantagouda Bharamagouda Malagi	5916	30	5	0.1900
	Hanumantagouda Bharamagouda Malagi	5917	30	6	0.1800
	MalagiVeeranagouda	5918	30	7	0.4000
	MalagiVeeranagouda	5919	30	7	0.4000
	Prabhugouda Shivanagouda Malagi	5920	30	8	0.4600
	Kallappagoudra Somanagouda	5921	31	1	1.3000
	Kallappagoudra Somanagouda	5922	31	2	2.7600
	Kallappagoudra Linganaagouda	5923	31	3	1.2900
	Sannagoudra Linganaagouda	5924	32	1೉	1.2000
	Nandihalli Kariyavva	5925	32	1೪	1.2900
	Kallappagoudra Shantamma	5926	32	2+3	1.9900
	MalagiManjanagouda	5927	32	2+3	1.6100
	HadimaniShivanandagouda	5928	32	2+3	1.7500
	Motagi Doddaveerabhadrapa	5929	33	1	2.1700
	Motagi Doddaveerabhadrapa	5930	33	1	2.1700
	MotagiGirisha	5931	33	2	2.1700
	Motagi Doddaveerabhadrapa	5932	33	3	2.1700
	Karabasallavara Basavaraja	5933	34	2೉	1.1300
	Umeshagouda Basavarajappa Malagoudra	5934	34	2೪	1.0700
	Karabasallavarakarasiddappa	5935	34	2೪	0.8500
	HariyaladavaraIrapa	5936	34	1	2.3500
	Malagoudra Basavarajappa	5937	34	3	1.2000

	Malagi Gouramma	5938	35	1	0.8200
--	-----------------	------	----	---	--------

MICRO CODE	Name of Farmer	Farmer Code	Survey No		Area (Ha)
	Rajugouda Bharamagouda Malagi	5939	35	1ಃ	1.0500
	Kammara Anjaneya	5940	35	2ಃ	0.0200
	Kammara Anjaneya	5941	35	2ಃ	0.0500
	Malagi Gouramma	5942	35	1ಃ	0.8200
	Rajugouda Bharamagouda Malagi	5943	35	1ಃ	1.0500
	MalagiMahadevagouda	5944	35	1ಃ	1.8300
	Rajugouda Bharamagouda Malagi	5945	35	2ಃ	0.2900
	Malliakarjuna Veerappa Angadi	5946	36	1	1.1500
	Renuka kom Prabhappa urfparabhuraja Angadi	5947	36	2	0.4500
	AngadiVeerappa	5948	36	3	1.2200
	Puttaraj Veerappa Angadi	5949	36	5	0.4500
	AngadiSarvamanagala	5950	36	6	0.4500
	AngadiVirupakhappa	5951	36	7	0.4500
	Katenahalli Rekha	5952	37	2ಃ+2ಃ	2.0400
	Mallikarjun Siravarajappa Motagi	5953	37	10	0.2400
	Manajappa Hariyaladavara	5954	37	13	0.2600
	Malagoudra Karabasappa bin Karegouda	5955	37	14	0.3400
	Malagoudra Sivanandappa Karegouda	5956	37	15	0.4200
	Nagappa Hariyaladavara	5957	37	16	0.2000
	Hanumantappa Hariyaladavara	5958	37	18	0.2000
	Jayashilavva Hariyaladavar	5959	37	19	0.2300
	Malagoudra Basavarajappa Karegouda	5960	37	4ಃ	0.3400
	Nilamma Hariyaladavara	5961	37	4ಃ	0.1400
	hariyaladavaraPrakasha	5962	37	4ಃ	0.9900
	Hariyaladavarasharanappa	5963	37	5	0.8400
	Rudrappa Sivarajappa Motagi	5964	37	8	2.1100
	Mallikarjuna Sivarajappa Motagi	5965	37	9	1.8700
	Patil Siddanagouda	5966	38	1ಃ	0.2800
	Patil Siddanagouda	5967	38	1ಃ	0.2500
	Kannappalavara Basavaraj	5968	38	1ಃ	0.3200

	Shambhulingappa Irappa Kannappalavara	5969	38	1	0.2600
--	---------------------------------------	------	----	---	--------

MICRO CODE	Name of Farmer	Farmer Code	Survey No		Area (Ha)
	Kannappalavara Basavaraja	5970	38	1೮	0.2400
	Chandrappa Kannappalavara	5971	38	2	0.5900
	Jigali Rudrappa	5972	38	3	1.1600
	KannappalavaraShamabhulingappa	5973	38	4	3.7300
	KannappalavaraShamabhulingappa	5974	38	4	3.7300
	Revanashiddappa Kannappalavara	5975	38	6	0.5900
	KannappalavaraSomappa	5976	39	1೉	0.4000
	KannappalavaraKannappa	5977	39	1೦	0.1200
	MuddeMmanavaraGirijavva Mallanagouda	5978	39	1೦	0.3500
	KannappalavaraJattppa	5979	39	1೉	0.4000
	Patil Basanagouda	5980	39	2	3.5200
	KannappalavaraNagaraj	5981	39	3	0.6000
	KannappalavaraHanumantappa	5982	39	5	0.3400
	Gudihindlavara KavitaKom Basappa	5983	39	6	0.3600
	KannappalavaraBasappa	5984	39	8	0.4000
	MalagiSankaragouda	5985	40	4೉	0.6700
	Manjanagouda Malagi	5986	40	1	0.9300
	MalagiShankaragouda	5987	40	2	0.8600
	MalagiSiddanagouda	5988	40	3	0.1300
	Anupama Patil	5989	40	7	0.4000
	Sureshagouda Malagi	5990	40	8	0.9300
	PattanashettiManjappa	5991	41	1	0.6000
	PattanashettiSanjiva	5992	41	1	1.6000
	PattanashettiManjappa	5993	41	2	0.6000
	PattanashettiMalleshappa	5994	41	3	0.5200
	Patil Pravenkumar	5995	41	4	0.4000
	Patil Kartikkumar	5996	41	5	0.4000
	Appanna Siddappa Jambble	5997	42	4೦	0.8200
	GundagattiUmeshappa	5998	42	4೦	0.5000
	GundagattiUmashappa	5999	42	4೦	0.8000



	HariyaladavaraJatteppa	6000	42	1	1.9900
--	------------------------	------	----	---	--------

MICRO CODE	Name of Farmer	Farmer Code	Survey No		Area (Ha)
	Malagoudra Sivappa	6001	42	2	2.3500
	HariyaladavarSivappa	6002	42	5	2.2100
	Appanna siddappa Jamble	6003	42	7	0.3500
	KhatibAbdulAjijasab	6004	80	2೨+2	೨0.4000
	KhatibIsmaillsab	6005	80	2೨+2	೨0.4000
	BevnahalliMuharunisa	6006	80	2೨+2	೨0.4000
	Motagi Gangavva kom Kotrshappa	6007	80	1	2.5700
	KatenahalliAnvarasab	6008	80	2೨	0.6000
	KatenahalliAnvarasab	6009	80	2೨	0.6000
	KannappalavaraUjjappa	6010	81	4	1.2100
	Kannappalavara Basavarja	6011	81	*	1.4600
	KannappalavaraBhimappa	6012	81	*	1.4600
	KannappalavarMajanppa	6013	81	*	1.4500
	MotagiManohar binShankrappa	6014	82	1	3.2700
	Motagi Gurujaj	6015	82	2	1.9700
	HariyaladavaraShankrappa	6016	84	1	7.5000
	HariyaldavaraKarabasappa	6017	85	1A	0.4000
	Revanasiddappa Ramappa Ambali	6018	85	1B	0.5000
	HariyaladavaraKarabasappa	6019	85	1C	0.7500
	HariyaladavaraDanesha	6020	85	2	1.6500
	HariyaladavaraChandrappa	6021	85	3	1.1600
	HariyaladavaraKarabasapa	6022	85	4	1.9200
	HariyaladavaraSivappa	6023	86	1೨	0.4700
	HariyaladavaraShankrappa	6024	86	1೨	0.4700
	KarabasallavaraShankrappa	6025	86	1೨	0.8900
	Hariyaladavar Praveena	6026	86	3	1.8800
	Kailasada basanagouda	6027	86	4	0.8600
	Kailasada Bharamanagouda	6028	86	5	0.8500
	HariyaladavaraShankrappa	6029	87	1	5.0900
	KarabasallavaraKarabasappa	6030	87	5X-1	1.5300

	kannappalavaraBasappa	6031	90	1೯	0.8000
--	-----------------------	------	----	----	--------

MICRO CODE	Name of Farmer	Farmer Code	Survey No		Area (Ha)
	KannappalavaraHanumantappa	6032	90	1೨	0.8000
	KannappalavaraBasappa	6033	90	1೨	0.8000
	KannappalavaraHanumantappa	6034	90	1೨	0.8000
	HariyaladavaraShankrappa	6035	90	2	1.1300
	PathanSaipullakhan	6036	90	3	0.9000
	kannappalavaraJatteppa	6037	90	4	0.6100
	kannappalavaraJatteppa	6038	90	5	0.6100
	Kadururf Phatan Nurullakhan	6039	90	6	1.0000
	ChikkerurJayalakxmiGoplanayaka	6040	90	7	1.0400
	Hariyaladavra Channabasappa	6041	91	1	0.0700
	ChakrasaliChannabasappa	6042	91	2	0.9400
	ChakrasaliRamappa	6043	91	4	0.2400
	ChakrasaliUmesha	6044	91	5	1.0000
	Bellada Rajashekharappa	6045	92	1೨	0.7600
	BelladRaju Nanjundeppa	6046	92	1೨	0.7600
	Basavaraja nanjundeppa Bellad	6047	92	1೩	0.7600
	kannappalavaraVeerappa	6048	92	2೨	1.2200
	KhatibIqbal	6048	92	2೨	1.2800
	kudagola Basavaraj	6049	96	1	2.2600
	hanumantappa Revaneppa Kannappalavara	6050	97	1	0.6700
	Amravathi yallappa Ramulngappa	6051	97	2	0.3300
	Amaravati Mallappa	6052	97	3	0.6800
	Amaravati Hanumantappa Ramalingappa	6053	97	5	0.3300

**4.NetPlanningandProjectactivities**

Rs in lakhs

**[ Chapter-IV ]4.3Baseline Data-Details ofExistingSoilMoisture ConservationandWaterHarvestingActivities**

Village Name	Survey No.	Activity Type:	ActivityName :	Unit	PerUnit Runoff Stored (TCM)	Existing No.ofstructures	Latitude (Degree-Min-Sec)	Longitude (Degree-Min-Sec)	IS In Used9Y es/No )	Program Name	Year Or Constructio n (YYYY-YY)
Lakshmapur	6	WaterHar vestingAct ivities	Farm Pond	1	0.7	1	14.588	75.567	Yes	NREGA	2015-16
	13		Farm Pond	1	0.7	1	14.597	75.565	Yes	NREGA	2017-18
	22		Open Well	1	0.38	1	14.587	75.561	Yes	Old	Old
	27		Farm Pond	1	0.7	1	14.583	75.565	Yes	NREGA	2015-16
	31		Farm Pond	1	0.7	1	14.582	75.559	Yes	NREGA	201718
<b>Total</b>				<b>5</b>	<b>3.18</b>	<b>5</b>					

4.NetPlanningandProjectactivities

Rsinlakhs

[Chapter-IV]4.4DetailsofProposedSoilMoistureConservationandWaterHarvestingActivities

Benakankonda4D4C5T2c

VillageName	Farmer Code	FarmerName	Aadhar Card No	Survey Number	RateType(Manually /Machinery)	ActivityType(SoilMoistureConservationActivity/WaterHarvestingActivity)	ActivityName	Unit	UnitCost(InLakhs.)	Proposed Quantity	Latitude(Deg-Min-Sec)	Longitude (Deg-Min-Sec)	TotalCost (InLacs)	Site Photo
Benakankonda	5557	HosamaniGurushantappa		76	1+2	Machinery	SoilMoistureConservation	TCB	Ha	0.05741	3.700	14.570	75.592	0.212
4D4C5T2c							WasteWeir	No	0.050	1				0.050
							RC	No	0.750	1				0.750
							Forestry	Ha	0.1525	0.000				0.000
							Horticulture	Ha	0.22634	0.000				0.000
4D4C5T2c	5558	MudihalaMahadevappa		76	1	Machinery	SoilMoistureConservation	TCB	Ha	0.05741	1.800	14.570	75.592	0.103
							WasteWeir	No	0.050	2				0.100
							Forestry	Ha	0.1525	0.300				0.046
							Horticulture	Ha	0.22634	0.500				0.113
	5559	MudihalaBasakkakomBasavarajappa		76	3	Machinery	SoilMoistureConservation	TCB	Ha	0.05741	1.800	14.570	75.592	0.103
							WasteWeir	No	0.050	2				0.100
							Forestry	Ha	0.1525	0.000				0.000
							Horticulture	Ha	0.22634	0.000				0.000
	5560	HosamaniParameshappa		77	1+2	Machinery	SoilMoistureConservation	TCB	Ha	0.05741	2.600	14.570	75.592	0.149
							WasteWeir	No	0.050	1				0.050
							Forestry	Ha	0.1525	0.400				0.061
							Horticulture	Ha	0.22634	0.000				0.000
	5561	HosamaniDannappa		77	1+2	Machinery	SoilMoistureConservation	TCB	Ha	0.05741	2.600	14.570	75.592	0.149
							WasteWeir	No	0.050	2				0.100
							RC	No	0.750	1				0.750
							Forestry	Ha	0.1525	0.000				0.000
							Horticulture	Ha	0.22634	0.000				0.000
	5562	OlekarBharamappa		78	1	Machinery	SoilMoistureConservation	TCB	Ha	0.05741	0.630	14.570	75.592	0.036
							WasteWeir	No	0.050	1				0.050
							Forestry	Ha	0.1525	0.300				0.046
							Horticulture	Ha	0.22634	0.000				0.000
	5563	OlekarurfBaligerDyamappa		78	2	Machinery	SoilMoistureConservation	TCB	Ha	0.05741	0.350	14.570	75.592	0.020
							WasteWeir	No	0.050	0				0.000
							Forestry	Ha	0.1525	0.000				0.000
							Horticulture	Ha	0.22634	0.000				0.000
	5564	OlekarUrfBaligerBasappa		78	3	Machinery	SoilMoistureConservation	TCB	Ha	0.05741	0.350	14.570	75.592	0.020
							WasteWeir	No	0.050	1				0.050
							Forestry	Ha	0.1525	0.000				0.000
							Horticulture	Ha	0.22634	0.000				0.000
	5565	OlekarurfBaligerBeerappa		78	4	Machinery	SoilMoistureConservation	TCB	Ha	0.05741	0.630	14.570	75.592	0.036
							WasteWeir	No	0.050	2				0.100
							Forestry	Ha	0.1525	0.000				0.000
							Horticulture	Ha	0.22634	0.000				0.000
	5567			78	5	Machinery	SoilMoistureConservation	TCB	Ha	0.05741	0.630	14.570	75.592	0.036
							WasteWeir	No	0.050	2				0.100
							Forestry	Ha	0.1525	0.000				0.000
							Horticulture	Ha	0.22634	0.000				0.000
	5568	KallappagoudaNanjanagouda		79	*	Machinery	SoilMoistureConservation	TCB	Ha	0.05741	6.730	14.570	75.592	0.386
							LRRS	No	2.500	1				2.500

						WaterHarvestingActivity	FarmPond	No	1.040	1			1.040	
							WasteWeir	No	0.050	0			0.000	
							Forestry	Ha	0.1525	0.000			0.000	
							Horticulture	Ha	0.22634	0.000			0.000	
	5569	VeerappaSomappaBidari		80	1	Machinery	SoilMoistureConservation	TCB	Ha	0.05741	1.800	14.570	75.592	0.103
							WasteWeir	No	0.050	2			0.100	

VillageName	Farmer Code	FarmerName	Aadhar Card No	Survey Number	RateType(Manually /Machine ry)	ActivityType(SoilMoistureCo nsertionActivity/Water HarvestingActivity)	ActivityName	Unit	UnitCost( InLakhs.)	Proposed Quantity	Latitude( Deg-Min- Sec)	Longitude (Deg-Min- Sec)	TotalCost (InLacs)	Site Photo
							Forestry	Ha	0.1525	0.300			0.046	
							Horticulture	Ha	0.22634	0.000			0.000	
	5570	RevannappaSomappaBidari		80	2	Machinery	SoilMoistureConservation	TCB	Ha	0.05741	1.800	14.570	75.592	0.103
							WasteWeir	No	0.050	2			0.100	
							Forestry	Ha	0.1525	0.000			0.000	
							Horticulture	Ha	0.22634	0.000			0.000	
	5571	KallanagoudraKarabasanagouda		81	1	Machinery	SoilMoistureConservation	TCB	Ha	0.05741	0.700	14.570	75.592	0.040
							WasteWeir	No	0.050	2			0.100	
							Forestry	Ha	0.1525	0.000			0.000	
							Horticulture	Ha	0.22634	0.400			0.091	
	5572	KallanagoudraKarabasanagouda		81	1	Machinery	SoilMoistureConservation	TCB	Ha	0.05741	1.800	14.570	75.592	0.103
							WasteWeir	No	0.050	2			0.100	
							Forestry	Ha	0.1525	0.300			0.046	
							Horticulture	Ha	0.22634	0.500			0.113	
	5573	KallananagoudaNanjangouda		81	2+3	Machinery	SoilMoistureConservation	TCB	Ha	0.05741	2.600	14.570	75.592	0.149
							WasteWeir	No	0.050	2			0.100	
							Forestry	Ha	0.1525	0.300			0.046	
							Horticulture	Ha	0.22634	0.000			0.000	
	5574	KappagoudraBasanagouda		81	4	Machinery	SoilMoistureConservation	TCB	Ha	0.05741	2.600	14.570	75.592	0.149
							WasteWeir	No	0.050	0			0.000	
							RC	No	0.750	1			0.750	
							Forestry	Ha	0.1525	0.200			0.031	
							Horticulture	Ha	0.22634	0.000			0.000	
	5575	RevannappaSomappaBidari		81	5	Machinery	SoilMoistureConservation	TCB	Ha	0.05741	1.250	14.570	75.592	0.072
							WasteWeir	No	0.050	2			0.100	
							Forestry	Ha	0.1525	0.300			0.046	
							Horticulture	Ha	0.22634	0.000			0.000	
	5576	MudihalHolibasappa		82	1	Machinery	SoilMoistureConservation	TCB	Ha	0.05741	1.250	14.570	75.592	0.072
							WasteWeir	No	0.050	2			0.100	
							Forestry	Ha	0.1525	0.200			0.031	
							Horticulture	Ha	0.22634	0.000			0.000	
	5577	Shivappa		82	2+3B	Machinery	SoilMoistureConservation	TCB	Ha	0.05741	1.800	14.570	75.592	0.103
							WasteWeir	No	0.050	0			0.000	
							RC	No	0.750	1			0.750	
							Forestry	Ha	0.1525	0.000			0.000	
							Horticulture	Ha	0.22634	0.000			0.000	
	5578	MudihalaShivanandappa		82	3A	Machinery	SoilMoistureConservation	TCB	Ha	0.05741	0.580	14.570	75.592	0.033
							WasteWeir	No	0.050	2			0.100	
							Forestry	Ha	0.1525	0.300			0.046	
							Horticulture	Ha	0.22634	0.000			0.000	
	5579	ShivappaKoppada		83	1	Machinery	SoilMoistureConservation	TCB	Ha	0.05741	2.600	14.570	75.592	0.149
							WasteWeir	No	0.050	2			0.100	
							Forestry	Ha	0.1525	0.300			0.046	
							Horticulture	Ha	0.22634	0.000			0.000	
	5580	GundappalavaraRamesha		83	2	Machinery	SoilMoistureConservation	TCB	Ha	0.05741	1.250	14.570	75.592	0.072
							WasteWeir	No	0.050	3			0.150	
							Forestry	Ha	0.1525	0.300			0.046	



							Horticulture	Ha	0.22634	0.000			0.000
5581			83	3	Machinery	SoilMoistureConservation	TCB	Ha	0.05741	1.250	14.570	75.592	0.072
							WasteWeir	No	0.050	2			0.100
							Forestry	Ha	0.1525	0.000			0.000
							Horticulture	Ha	0.22634	0.000			0.000

VillageName	Farmer Code	FarmerName	Aadhar Card No	Survey Number	RateType(Manually /Machine ry)	ActivityType(SoilMoistureCo nservationActivity/Water HarvestingActivity)	ActivityName	Unit	UnitCost( InLakhs.)	Proposed Quantity	Latitude( Deg-Min- Sec)	Longitude (Deg-Min- Sec)	TotalCost (InLacs)	Site Photo
	5582	KallappagoudraBheemanagoda		84	1+2	Machinery	SoilMoistureConservation	TCB	Ha	0.05741	1.800	14.570	75.592	0.103
							LRRS	No	2.500	1				2.500
							WasteWeir	No	0.050	0				0.000
							Forestry	Ha	0.1525	0.500				0.076
							Horticulture	Ha	0.22634	0.000				0.000
	5583	KallappagoudraSomanagouda		84	3	Machinery	SoilMoistureConservation	TCB	Ha	0.05741	2.600	14.570	75.592	0.149
							WasteWeir	No	0.050	0				0.000
							WaterHarvestingActivity	FarmPond	No	1.040	1			1.040
							RC	No	0.750	1				0.750
							Forestry	Ha	0.1525	0.000				0.000
							Horticulture	Ha	0.22634	0.000				0.000
	5584	KallappagoudraBasanagouda		84	4	Machinery	SoilMoistureConservation	TCB	Ha	0.05741	1.250	14.570	75.592	0.072
							WasteWeir	No	0.050	2				0.100
							Forestry	Ha	0.1525	0.300				0.046
							Horticulture	Ha	0.22634	0.000				0.000
	5586	KallappagoudraSannagouda		84	5	Machinery	SoilMoistureConservation	TCB	Ha	0.05741	1.250	14.570	75.592	0.072
							WasteWeir	No	0.050	3				0.150
							Forestry	Ha	0.1525	0.300				0.046
							Horticulture	Ha	0.22634	0.000				0.000
	5587	GundappaManagalakomChandrappa		85	1	Machinery	SoilMoistureConservation	TCB	Ha	0.05741	2.600	14.570	75.592	0.149
							WasteWeir	No	0.050	0				0.000
							RC	No	0.750	1				0.750
							Forestry	Ha	0.1525	0.000				0.000
							Horticulture	Ha	0.22634	0.000				0.000
	5588	ThevarineelammaurfGurushanatappa Parameshappa		85	2+3	Machinery	SoilMoistureConservation	TCB	Ha	0.05741	0.700	14.570	75.592	0.040
							WasteWeir	No	0.050	3				0.150
							Forestry	Ha	0.1525	0.000				0.000
							Horticulture	Ha	0.22634	0.000				0.000
	5589	ByadagiShivarajGundappa		85	4	Machinery	SoilMoistureConservation	TCB	Ha	0.05741	1.800	14.570	75.592	0.103
							WasteWeir	No	0.050	2				0.100
							Forestry	Ha	0.1525	0.300				0.046
							Horticulture	Ha	0.22634	0.000				0.000
	5590	MalagoudraRudrappabinThirakappa		85	5	Machinery	SoilMoistureConservation	TCB	Ha	0.05741	0.830	14.570	75.592	0.048
							WasteWeir	No	0.050	0				0.000
							LRRS	No	2.500	1				2.500
							Forestry	Ha	0.1525	0.400				0.061
							Horticulture	Ha	0.22634	0.000				0.000
	5591	KariyappaGundappa		85	6	Machinery	SoilMoistureConservation	TCB	Ha	0.05741	1.250	14.570	75.592	0.072
							WasteWeir	No	0.050	3				0.150
							LRRS	No	2.500	1				2.500
							Forestry	Ha	0.1525	0.400				0.061
							Horticulture	Ha	0.22634	0.000				0.000
	5592	LinganagoudaSomnagowdabinBasanagouda		86	1	Machinery	SoilMoistureConservation	TCB	Ha	0.05741	2.600	14.570	75.592	0.149
							WasteWeir	No	0.050	0				0.000
							RC	No	0.750	1				0.750
							Forestry	Ha	0.1525	0.000				0.000
							Horticulture	Ha	0.22634	0.000				0.000

	5593	SadasivangoudaLinganagouda		86	1	Machinery	SoilMoistureConservation	TCB	Ha	0.05741	2.600	14.570	75.592	0.149
								WasteWeir	No	0.050	2			0.100
								Forestry	Ha	0.1525	0.300			0.046
								Horticulture	Ha	0.22634	0.000			0.000
	5594	GundappalavarBasappa		86	2	Machinery	SoilMoistureConservation	TCB	Ha	0.05741	1.250	14.570	75.592	0.072

VillageName	Farmer Code	FarmerName	Aadhar Card No	Survey Number	RateType(Manually /Machine ry)	ActivityType(SoilMoistureCo nservationActivity/Water HarvestingActivity)	ActivityName	Unit	UnitCost( InLakhs.)	Proposed Quantity	Latitude( Deg-Min- Sec)	Longitude (Deg-Min- Sec)	TotalCost (InLacs)	Site Photo
							WasteWeir	No	0.050	0			0.000	
							RC	No	0.750	1			0.750	
							Forestry	Ha	0.1525	0.000			0.000	
							Horticulture	Ha	0.22634	0.000			0.000	
	5595	GundappalavarBasappa		86	2	Machinery	SoilMoistureConservation	TCB	Ha	0.05741	1.250	14.570	75.592	0.072
							WasteWeir	No	0.050	2				0.100
							Forestry	Ha	0.1525	0.000				0.000
							Horticulture	Ha	0.22634	0.000				0.000
	5596	TotaherBheerappa		86	2	Machinery	SoilMoistureConservation	TCB	Ha	0.05741	0.700	14.570	75.592	0.040
							WasteWeir	No	0.050	0				0.000
							RC	No	0.750	1				0.750
							Forestry	Ha	0.1525	0.300				0.046
							Horticulture	Ha	0.22634	0.000				0.000
	5597	MudihalaManjappa		87	3	Machinery	SoilMoistureConservation	TCB	Ha	0.05741	0.580	14.570	75.592	0.033
							WasteWeir	No	0.050	3				0.150
							Forestry	Ha	0.1525	0.000				0.000
							Horticulture	Ha	0.22634	0.000				0.000
	5598	RaviLinganagouda		87	1+2	Machinery	SoilMoistureConservation	TCB	Ha	0.05741	2.600	14.570	75.592	0.149
							WasteWeir	No	0.050	1				0.050
							Forestry	Ha	0.1525	0.300				0.046
							Horticulture	Ha	0.22634	0.000				0.000
	5599	RatimanJamalsab		87	3	Machinery	SoilMoistureConservation	TCB	Ha	0.05741	1.250	14.570	75.592	0.072
							WasteWeir	No	0.050	2				0.100
							Forestry	Ha	0.1525	0.200				0.031
							Horticulture	Ha	0.22634	0.000				0.000
	5600	Mudihalrappa		87	3	Machinery	SoilMoistureConservation	TCB	Ha	0.05741	0.580	14.570	75.592	0.033
							WasteWeir	No	0.050	2				0.100
							Forestry	Ha	0.1525	0.000				0.000
							Horticulture	Ha	0.22634	0.000				0.000
	5601	LinganagoudaSomanagoudabinBasanagouda		87	4	Machinery	SoilMoistureConservation	TCB	Ha	0.05741	0.920	14.570	75.592	0.053
							WasteWeir	No	0.050	2				0.100
							Forestry	Ha	0.1525	0.300				0.046
							Horticulture	Ha	0.22634	0.000				0.000
	5602	GowdraSivannaRevaneppa		87	5	Machinery	SoilMoistureConservation	TCB	Ha	0.05741	1.800	14.570	75.592	0.103
							WasteWeir	No	0.050	3				0.150
							Forestry	Ha	0.1525	0.300				0.046
							Horticulture	Ha	0.22634	0.000				0.000
	5603	HolabasappakarabasappaMudihala		87	6	Machinery	SoilMoistureConservation	TCB	Ha	0.05741	0.920	14.570	75.592	0.053
							WasteWeir	No	0.050	2				0.100
							Forestry	Ha	0.1525	0.400				0.061
							Horticulture	Ha	0.22634	0.000				0.000
	5604	SavanuraSanjeevaBinManajappa		88	1	Machinery	SoilMoistureConservation	TCB	Ha	0.05741	0.630	14.570	75.592	0.036
							WasteWeir	No	0.050	0				0.000
							LRRS	No	2.500	1				2.500
							Forestry	Ha	0.1525	0.000				0.000
							Horticulture	Ha	0.22634	0.000				0.000
	5605	Parameshappa		88	2	Machinery	SoilMoistureConservation	TCB	Ha	0.05741	0.700	14.570	75.592	0.040

								WasteWeir	No	0.050	0			0.000
								RC	No	0.750	1			0.750
								Forestry	Ha	0.1525	0.000			0.000
								Horticulture	Ha	0.22634	0.000			0.000
	5606	HanumanthappaBasappaMudihal		88	3	Machinery	SoilMoistureConservation	TCB	Ha	0.05741	0.830	14.570	75.592	0.048

VillageName	Farmer Code	FarmerName	Aadhar Card No	Survey Number	RateType(Manually /Machine ry)	ActivityType(SoilMoistureCo nservationActivity/Water HarvestingActivity)	ActivityName	Unit	UnitCost( InLakhs.)	Proposed Quantity	Latitude( Deg-Min- Sec)	Longitude (Deg-Min- Sec)	TotalCost (InLacs)	Site Photo
							WasteWeir	No	0.050	2			0.100	
							Forestry	Ha	0.1525	0.000			0.000	
							Horticulture	Ha	0.22634	0.000			0.000	
	5607	Parameshappa		88	4	Machinery	SoilMoistureConservation	TCB	Ha	0.05741	0.700	14.570	75.592	0.040
							WasteWeir	No	0.050	2			0.100	
							Forestry	Ha	0.1525	0.300			0.046	
							Horticulture	Ha	0.22634	0.000			0.000	
	5608	HanumagoudaPatil		89	1e9	Machinery	SoilMoistureConservation	TCB	Ha	0.05741	1.800	14.570	75.592	0.103
							WasteWeir	No	0.050	1			0.050	
							Forestry	Ha	0.1525	0.000			0.000	
							Horticulture	Ha	0.22634	0.000			0.000	
	5609	HittalamaniShobha		89	1e8	Machinery	SoilMoistureConservation	TCB	Ha	0.05741	1.250	14.570	75.592	0.072
							WasteWeir	No	0.050	2			0.100	
							Forestry	Ha	0.1525	0.200			0.031	
							Horticulture	Ha	0.22634	0.000			0.000	
	5610	HittalamaniShobha		89	1e6	Machinery	SoilMoistureConservation	TCB	Ha	0.05741	1.250	14.570	75.592	0.072
							WasteWeir	No	0.050	0			0.000	
							Forestry	Ha	0.1525	0.000			0.000	
							Horticulture	Ha	0.22634	0.500			0.113	
	5611	SavanurMounesha		89	1e9	Machinery	SoilMoistureConservation	TCB	Ha	0.05741	1.800	14.570	75.592	0.103
							WasteWeir	No	0.050	3			0.150	
							Forestry	Ha	0.1525	0.000			0.000	
							Horticulture	Ha	0.22634	0.000			0.000	
	5612	PoojaChandrappaBinSiddappa		89	2	Machinery	SoilMoistureConservation	TCB	Ha	0.05741	2.600	14.570	75.592	0.149
							WasteWeir	No	0.050	3			0.150	
							Forestry	Ha	0.1525	0.000			0.000	
							Horticulture	Ha	0.22634	0.400			0.091	
	5613	KiranakumaralrappaurfChannaveerappaPujar		89	3	Machinery	SoilMoistureConservation	TCB	Ha	0.05741	1.800	14.570	75.592	0.103
							WasteWeir	No	0.050	2			0.100	
							Forestry	Ha	0.1525	0.000			0.000	
							Horticulture	Ha	0.22634	0.000			0.000	
	5614	KarabasappaAnveri		89	4	Machinery	SoilMoistureConservation	TCB	Ha	0.05741	0.700	14.570	75.592	0.040
							WasteWeir	No	0.050	2			0.100	
							Forestry	Ha	0.1525	0.000			0.000	
							Horticulture	Ha	0.22634	0.000			0.000	
	5615	HittalamaniSomanagouda		90	1	Machinery	SoilMoistureConservation	TCB	Ha	0.05741	1.250	14.570	75.592	0.072
							WasteWeir	No	0.050	1			0.050	
							Forestry	Ha	0.1525	0.300			0.046	
							Horticulture	Ha	0.22634	0.000			0.000	
	5616	PatimaniKaregouda		90	2	Machinery	SoilMoistureConservation	TCB	Ha	0.05741	2.600	14.570	75.592	0.149
							WasteWeir	No	0.050	2			0.100	
							Forestry	Ha	0.1525	0.200			0.031	
							LRRS	No	2.500	1			2.500	
							Horticulture	Ha	0.22634	0.000			0.000	
	5617	SashikalaOmkarappaKoppada		90	3	Machinery	SoilMoistureConservation	TCB	Ha	0.05741	1.800	14.570	75.592	0.103
							WasteWeir	No	0.050	2			0.100	
							Forestry	Ha	0.1525	0.400			0.061	

							Horticulture	Ha	0.22634	0.000			0.000
5618	PatimaniPuttanagouda		91	1	Machinery	SoilMoistureConservation	TCB	Ha	0.05741	0.630	14.570	75.592	0.036
							WasteWeir	No	0.050	1			0.050
							Forestry	Ha	0.1525	0.300			0.046
							Horticulture	Ha	0.22634	0.000			0.000

VillageName	Farmer Code	FarmerName	Aadhar Card No	Survey Number	RateType(Manually /Machine ry)	ActivityType(SoilMoistureCo nservationActivity/Water HarvestingActivity)	ActivityName	Unit	UnitCost( InLakhs.)	Proposed Quantity	Latitude( Deg-Min- Sec)	Longitude (Deg-Min- Sec)	TotalCost (InLacs)	Site Photo
	5619	PatimaniKaregouda		91	2	Machinery	SoilMoistureConservation	TCB	Ha	0.05741	0.920	14.570	75.592	0.053
							WasteWeir	No	0.050	2				0.100
							Forestry	Ha	0.1525	0.000				0.000
							Horticulture	Ha	0.22634	0.000				0.000
	5620	BasimaniMahadevappaBasanagouda		91	3	Machinery	SoilMoistureConservation	TCB	Ha	0.05741	0.920	14.570	75.592	0.053
							WasteWeir	No	0.050	2				0.100
							Forestry	Ha	0.1525	0.300				0.046
							Horticulture	Ha	0.22634	0.000				0.000
	5621	MasanagiKariyappa		91	4+5	Machinery	SoilMoistureConservation	TCB	Ha	0.05741	0.580	14.570	75.592	0.033
							WasteWeir	No	0.050	1				0.050
							Forestry	Ha	0.1525	0.000				0.000
							Horticulture	Ha	0.22634	0.000				0.000
	5622	RatimaniKaregoudaBinBasalingappagouda		91	6	Machinery	SoilMoistureConservation	TCB	Ha	0.05741	0.920	14.570	75.592	0.053
							WasteWeir	No	0.050	2				0.100
							Forestry	Ha	0.1525	0.000				0.000
							Horticulture	Ha	0.22634	0.000				0.000
	5623	HittalamaniShantammakomChannabasanagoda		91	7	Machinery	SoilMoistureConservation	TCB	Ha	0.05741	0.920	14.570	75.592	0.053
							WasteWeir	No	0.050	2				0.100
							Forestry	Ha	0.1525	0.000				0.000
							Horticulture	Ha	0.22634	0.000				0.000
	5624	HittalamaniGanagadharappa		92	1	Machinery	SoilMoistureConservation	TCB	Ha	0.05741	1.250	14.570	75.592	0.072
							WasteWeir	No	0.050	2				0.100
							Forestry	Ha	0.1525	0.000				0.000
							Horticulture	Ha	0.22634	0.000				0.000
	5625	HittalamaniRamesha		92	2	Machinery	SoilMoistureConservation	TCB	Ha	0.05741	1.250	14.570	75.592	0.072
							WasteWeir	No	0.050	2				0.100
							Forestry	Ha	0.1525	0.300				0.046
							Horticulture	Ha	0.22634	0.000				0.000
	5626	HittalamaniChannasanagouda		92	3	Machinery	SoilMoistureConservation	TCB	Ha	0.05741	1.250	14.570	75.592	0.072
							WasteWeir	No	0.050	2				0.100
							Forestry	Ha	0.1525	0.400				0.061
							Horticulture	Ha	0.22634	0.000				0.000
	5627	HittalamaniNanjanagoua		92	4	Machinery	SoilMoistureConservation	TCB	Ha	0.05741	1.250	14.570	75.592	0.072
							WasteWeir	No	0.050	2				0.100
							Forestry	Ha	0.1525	0.200				0.031
							Horticulture	Ha	0.22634	0.000				0.000
	5628	PuttanagoudaRatimani		92	5	Machinery	SoilMoistureConservation	TCB	Ha	0.05741	1.800	14.570	75.592	0.103
							WasteWeir	No	0.050	2				0.100
							RC	No	0.750	1				0.750
							Forestry	Ha	0.1525	0.000				0.000
							Horticulture	Ha	0.22634	0.000				0.000
	5629	HittalamaniShantammakomCannadasanagouda		92	6	Machinery	SoilMoistureConservation	TCB	Ha	0.05741	0.580	14.570	75.592	0.033
							WasteWeir	No	0.050	2				0.100
							Forestry	Ha	0.1525	0.300				0.046
							Horticulture	Ha	0.22634	0.000				0.000
	5630	BasanagoudaPolicagoudra		93	1	Machinery	SoilMoistureConservation	TCB	Ha	0.05741	1.800	14.570	75.592	0.103
							WasteWeir	No	0.050	2				0.100



							Forestry	Ha	0.1525	0.300			0.046	
							Horticulture	Ha	0.22634	0.000			0.000	
	5631	PolicegoudraKaregouda		93	2	Machinery	SoilMoistureConservation	TCB	Ha	0.05741	0.830	14.570	75.592	0.048
							WasteWeir	No	0.050	1			0.050	
							Forestry	Ha	0.1525	0.200			0.031	

VillageName	Farmer Code	FarmerName	Aadhar Card No	Survey Number	RateType(Manually /Machine ry)	ActivityType(SoilMoistureCo nservationActivity/Water HarvestingActivity)	ActivityName	Unit	UnitCost( InLakhs.)	Proposed Quantity	Latitude( Deg-Min- Sec)	Longitude (Deg-Min- Sec)	TotalCost (InLacs)	Site Photo
							Horticulture	Ha	0.22634	0.000			0.000	
	5632	PolicegoudraKaregouda		93 3	Machinery	SoilMoistureConservation	TCB	Ha	0.05741	0.700	14.570	75.592	0.040	
							WasteWeir	No	0.050	1			0.050	
							Forestry	Ha	0.1525	0.300			0.046	
							Horticulture	Ha	0.22634	0.000			0.000	
	5633	PolicegoudranagammaurfNagartnakomGanganagou		93 4	Machinery	SoilMoistureConservation	TCB	Ha	0.05741	0.700	14.570	75.592	0.040	
							WasteWeir	No	0.050	2			0.100	
							Forestry	Ha	0.1525	0.200			0.031	
							Horticulture	Ha	0.22634	0.000			0.000	
	5634	PolicegoudraShankragouda		93 5	Machinery	SoilMoistureConservation	TCB	Ha	0.05741	0.700	14.570	75.592	0.040	
							WasteWeir	No	0.050	2			0.100	
							Forestry	Ha	0.1525	0.200			0.031	
							Horticulture	Ha	0.22634	0.400			0.091	
	5635			94 1೉	Machinery	SoilMoistureConservation	TCB	Ha	0.05741	0.630	14.570	75.592	0.036	
							WasteWeir	No	0.050	1			0.050	
							Forestry	Ha	0.1525	0.200			0.031	
							Horticulture	Ha	0.22634	0.000			0.000	
	5636			94 1ೞ	Machinery	SoilMoistureConservation	TCB	Ha	0.05741	0.580	14.570	75.592	0.033	
							WasteWeir	No	0.050	1			0.050	
							Forestry	Ha	0.1525	0.300			0.046	
							Horticulture	Ha	0.22634	0.000			0.000	
	5637			94 1ೞ	Machinery	SoilMoistureConservation	TCB	Ha	0.05741	0.830	14.570	75.592	0.048	
							WasteWeir	No	0.050	2			0.100	
							Forestry	Ha	0.1525	0.200			0.031	
							Horticulture	Ha	0.22634	0.000			0.000	
	5638			94 1ೞ	Machinery	SoilMoistureConservation	TCB	Ha	0.05741	0.630	14.570	75.592	0.036	
							WasteWeir	No	0.050	2			0.100	
							Forestry	Ha	0.1525	0.300			0.046	
							Horticulture	Ha	0.22634	0.000			0.000	
	5639	AnveriChannabasappa		94 2	Machinery	SoilMoistureConservation	TCB	Ha	0.05741	0.920	14.570	75.592	0.053	
							WasteWeir	No	0.050	1			0.050	
							Forestry	Ha	0.1525	0.200			0.031	
							Horticulture	Ha	0.22634	0.000			0.000	
	5640	GudappaChalageri		95 1	Machinery	SoilMoistureConservation	TCB	Ha	0.05741	2.600	14.570	75.592	0.149	
							WasteWeir	No	0.050	2			0.100	
							Forestry	Ha	0.1525	0.000			0.000	
							Horticulture	Ha	0.22634	0.000			0.000	
	5641	GudappaChalageri		95 2	Machinery	SoilMoistureConservation	TCB	Ha	0.05741	2.600	14.570	75.592	0.149	
							WasteWeir	No	0.050	2			0.100	
							Forestry	Ha	0.1525	0.500			0.076	
							Horticulture	Ha	0.22634	0.000			0.000	
	5642			96 1ೞ	Machinery	SoilMoistureConservation	TCB	Ha	0.05741	0.580	14.570	75.592	0.033	
							WasteWeir	No	0.050	2			0.100	
							Forestry	Ha	0.1525	0.000			0.000	
							Horticulture	Ha	0.22634	0.000			0.000	
	5643	BasappaDesur		96 1೉	Machinery	SoilMoistureConservation	TCB	Ha	0.05741	0.830	14.570	75.592	0.048	
							WasteWeir	No	0.050	2			0.100	

								Forestry	Ha	0.1525	0.200			0.031
								Horticulture	Ha	0.22634	0.000			0.000
	5644	Gurulingappagoudra Karegouda		96	1೧	Machinery	SoilMoistureConservation	TCB	Ha	0.05741	1.250	14.570	75.592	0.072
								WasteWeir	No	0.050	2			0.100
								Forestry	Ha	0.1525	0.300			0.046

VillageName	Farmer Code	FarmerName	Aadhar Card No	Survey Number	RateType(Manually /Machine ry)	ActivityType(SoilMoistureCo nservationActivity/Water HarvestingActivity)	ActivityName	Unit	UnitCost( InLakhs.)	Proposed Quantity	Latitude( Deg-Min- Sec)	Longitude (Deg-Min- Sec)	TotalCost (InLacs)	Site Photo
							Horticulture	Ha	0.22634	0.000			0.000	
	5645	GirishaBasappaGundappa		96	2+3	Machinery	SoilMoistureConservation	TCB	Ha	0.05741	0.830	14.570	75.592	0.048
							WasteWeir	No	0.050	2				0.100
							Forestry	Ha	0.1525	0.200				0.031
							Horticulture	Ha	0.22634	0.000				0.000
	5646	Gundappalavara Kariyappa		96	4	Machinery	SoilMoistureConservation	TCB	Ha	0.05741	0.830	14.570	75.592	0.048
							WasteWeir	No	0.050	2				0.100
							Forestry	Ha	0.1525	0.300				0.046
							Horticulture	Ha	0.22634	0.000				0.000
	5647	Gundappalavara Somappa		96	5	Machinery	SoilMoistureConservation	TCB	Ha	0.05741	1.800	14.570	75.592	0.103
							WasteWeir	No	0.050	2				0.100
							Forestry	Ha	0.1525	0.200				0.031
							Horticulture	Ha	0.22634	0.000				0.000
	5648	BharamappaDesur		96	6	Machinery	SoilMoistureConservation	TCB	Ha	0.05741	0.830	14.570	75.592	0.048
							WasteWeir	No	0.050	2				0.100
							Forestry	Ha	0.1525	0.200				0.031
							Horticulture	Ha	0.22634	0.000				0.000
	5649			97	1e	Machinery	SoilMoistureConservation	TCB	Ha	0.05741	1.250	14.570	75.592	0.072
							WasteWeir	No	0.050	1				0.050
							Forestry	Ha	0.1525	0.200				0.031
							Horticulture	Ha	0.22634	0.000				0.000
	5650	GurulingapaGouda Naganagouda		97	10	Machinery	SoilMoistureConservation	TCB	Ha	0.05741	0.380	14.570	75.592	0.022
							WasteWeir	No	0.050	2				0.100
							Forestry	Ha	0.1525	0.200				0.031
							Horticulture	Ha	0.22634	0.000				0.000
	5651	Shivanagoudra Karegouda		97	1e	Machinery	SoilMoistureConservation	TCB	Ha	0.05741	1.250	14.570	75.592	0.072
							WasteWeir	No	0.050	2				0.100
							Forestry	Ha	0.1525	0.200				0.031
							Horticulture	Ha	0.22634	0.000				0.000
	5652	KallappagoudraMarasiddanagouda		97	1e	Machinery	SoilMoistureConservation	TCB	Ha	0.05741	0.830	14.570	75.592	0.048
							WasteWeir	No	0.050	2				0.100
							Forestry	Ha	0.1525	0.000				0.000
							Horticulture	Ha	0.22634	0.000				0.000
	5653	KareninganagoudaBasanagouda Gurulingappagoudra		97	2	Machinery	SoilMoistureConservation	TCB	Ha	0.05741	1.800	14.570	75.592	0.103
							WasteWeir	No	0.050	0				0.000
							RC	No	0.750	1				0.750
							Forestry	Ha	0.1525	0.000				0.000
							Horticulture	Ha	0.22634	0.000				0.000
	5654	ShivanagoudaKaregoudra		97	3+4	Machinery	SoilMoistureConservation	TCB	Ha	0.05741	0.700	14.570	75.592	0.040
							WasteWeir	No	0.050	2				0.100
							Forestry	Ha	0.1525	0.300				0.046
							Horticulture	Ha	0.22634	0.000				0.000
	5655	NagappaBasappa		97	5	Machinery	SoilMoistureConservation	TCB	Ha	0.05741	0.380	14.570	75.592	0.022
							WasteWeir	No	0.050	2				0.100
							Forestry	Ha	0.1525	0.300				0.046
							Horticulture	Ha	0.22634	0.000				0.000
	5656	NitturHanumanthappabinGangadharappa		97	6+7+8	Machinery	SoilMoistureConservation	TCB	Ha	0.05741	4.190	14.570	75.592	0.241

							WasteWeir	No	0.050	2			0.100
							Forestry	Ha	0.1525	0.300			0.046
							Horticulture	Ha	0.22634	0.000			0.000
	5657	PuttanagoudaManjunathagoudabinGurubasanagouda	97	9	Machinery	SoilMoistureConservation	TCB	Ha	0.05741	1.800	14.570	75.592	0.103
							WasteWeir	No	0.050	2			0.100

VillageName	Farmer Code	FarmerName	Aadhar Card No	Survey Number	RateType(Manually /Machine ry)	ActivityType(SoilMoistureCo nservationActivity/Water HarvestingActivity)	ActivityName	Unit	UnitCost( InLakhs.)	Proposed Quantity	Latitude( Deg-Min- Sec)	Longitude (Deg-Min- Sec)	TotalCost (InLacs)	Site Photo
							Forestry	Ha	0.1525	0.000			0.000	
							Horticulture	Ha	0.22634	0.000			0.000	
	5658	Sivanagouda Kallappagoudra		98	*	Machinery	SoilMoistureConservation	TCB	Ha	0.05741	2.600	14.570	75.592	0.149
							WasteWeir	No	0.050	2			0.100	
							Forestry	Ha	0.1525	0.400			0.061	
							WaterHarvestingActivity	FarmPond	No	1.040	1			1.040
							Horticulture	Ha	0.22634	0.000			0.000	
	5659	Anverilrappa		99	*	Machinery	SoilMoistureConservation	TCB	Ha	0.05741	1.800	14.570	75.592	0.103
							WasteWeir	No	0.050	2			0.100	
							Forestry	Ha	0.1525	0.000			0.000	
							Horticulture	Ha	0.22634	0.400			0.091	
	5660	AnveriChannabasappa		99	*	Machinery	SoilMoistureConservation	TCB	Ha	0.05741	0.580	14.570	75.592	0.033
							WasteWeir	No	0.050	0			0.000	
							Forestry	Ha	0.1525	0.000			0.000	
							Horticulture	Ha	0.22634	0.000			0.000	
	5661	SanagoudaBasavanagoudra		100	1	Machinery	SoilMoistureConservation	TCB	Ha	0.05741	0.400	14.570	75.592	0.023
							WasteWeir	No	0.050	1			0.050	
							Forestry	Ha	0.1525	0.000			0.000	
							Horticulture	Ha	0.22634	0.000			0.000	
	5662	SannagoudaLalitavva		100	1	Machinery	SoilMoistureConservation	TCB	Ha	0.05741	0.400	14.570	75.592	0.023
							WasteWeir	No	0.050	1			0.050	
							Forestry	Ha	0.1525	0.000			0.000	
							Horticulture	Ha	0.22634	0.000			0.000	
	5663	SadashivanagoudaSannagoudra		100	1	Machinery	SoilMoistureConservation	TCB	Ha	0.05741	0.400	14.570	75.592	0.023
							WasteWeir	No	0.050	0			0.000	
							Forestry	Ha	0.1525	0.000			0.000	
							Horticulture	Ha	0.22634	0.000			0.000	
	5664	SannagoudraMallanagouda		100	2	Machinery	SoilMoistureConservation	TCB	Ha	0.05741	0.400	14.570	75.592	0.023
							WasteWeir	No	0.050	1			0.050	
							Forestry	Ha	0.1525	0.000			0.000	
							Horticulture	Ha	0.22634	0.000			0.000	
	5665	Malatesha		100	2	Machinery	SoilMoistureConservation	TCB	Ha	0.05741	0.700	14.570	75.592	0.040
							WasteWeir	No	0.050	2			0.100	
							Forestry	Ha	0.1525	0.000			0.000	
							Horticulture	Ha	0.22634	0.000			0.000	
	5666	HosamaniMahadevagoudaBasanagoda		101	1	Machinery	SoilMoistureConservation	TCB	Ha	0.05741	0.240	14.570	75.592	0.014
							WasteWeir	No	0.050	2			0.100	
							Forestry	Ha	0.1525	0.000			0.000	
							Horticulture	Ha	0.22634	0.200			0.045	
	5667	HosamaniMahadevagoudaBasanagouda		101	2	Machinery	SoilMoistureConservation	TCB	Ha	0.05741	0.250	14.570	75.592	0.014
							WasteWeir	No	0.050	2			0.100	
							Forestry	Ha	0.1525	0.200			0.031	
							Horticulture	Ha	0.22634	0.150			0.034	
	5668	HittalamaniVeeresha		102	*	Machinery	SoilMoistureConservation	TCB	Ha	0.05741	0.580	14.570	75.592	0.033
							WasteWeir	No	0.050	2			0.100	
							Forestry	Ha	0.1525	0.350			0.053	
							Horticulture	Ha	0.22634	0.000			0.000	

	5669	MudigoudraurfMuderBasanagouda		103	*	Machinery	SoilMoistureConservation	TCB	Ha	0.05741	1.250	14.570	75.592	0.072	
								WasteWeir	No	0.050	3			0.150	
								Forestry	Ha	0.1525	0.250			0.038	
								Horticulture	Ha	0.22634	0.200			0.045	
	5670	TotagerManjunathagouda		104	*	Machinery	SoilMoistureConservation	TCB	Ha	0.05741	1.800	14.570	75.592	0.103	

VillageName	Farmer Code	FarmerName	Aadhar Card No	Survey Number	RateType(Manually /Machine ry)	ActivityType(SoilMoistureCo nservationActivity/Water HarvestingActivity)	ActivityName	Unit	UnitCost( InLakhs.)	Proposed Quantity	Latitude( Deg-Min- Sec)	Longitude (Deg-Min- Sec)	TotalCost (InLacs)	Site Photo
							WasteWeir	No	0.050	2			0.100	
							Forestry	Ha	0.1525	0.350			0.053	
							Horticulture	Ha	0.22634	0.200			0.045	
	5671	SachinAnveri		105	1+2	Machinery	SoilMoistureConservation	TCB	Ha	0.05741	0.630	14.570	75.592	0.036
							WasteWeir	No	0.050	2			0.100	
							Forestry	Ha	0.1525	0.300			0.046	
							Horticulture	Ha	0.22634	0.250			0.057	
	5672	MaheswaragoudaGulingappagoudra		105	3	Machinery	SoilMoistureConservation	TCB	Ha	0.05741	0.580	14.570	75.592	0.033
							WasteWeir	No	0.050	3			0.150	
							Forestry	Ha	0.1525	0.200			0.031	
							Horticulture	Ha	0.22634	0.250			0.057	
	5673	GuddappaShivappaHoliyamma		105	4	Machinery	SoilMoistureConservation	TCB	Ha	0.05741	0.580	14.570	75.592	0.033
							WasteWeir	No	0.050	2			0.100	
							Forestry	Ha	0.1525	0.300			0.046	
							Horticulture	Ha	0.22634	0.000			0.000	
	5674	GuddappaShivappaHoliyamma		105	5	Machinery	SoilMoistureConservation	TCB	Ha	0.05741	0.580	14.570	75.592	0.033
							WasteWeir	No	0.050	2			0.100	
							RC	No	0.750	1			0.750	
							Forestry	Ha	0.1525	0.000			0.000	
							Horticulture	Ha	0.22634	0.000			0.000	
	5675	MudihalaBasakkakomBasavarajappa		106	1a	Machinery	SoilMoistureConservation	TCB	Ha	0.05741	0.700	14.570	75.592	0.040
							WasteWeir	No	0.050	1			0.050	
							Forestry	Ha	0.1525	0.300			0.046	
							Horticulture	Ha	0.22634	0.000			0.000	
	5676	HendigoudraurPatilBasanagouda		106	1a+2a	Machinery	SoilMoistureConservation	TCB	Ha	0.05741	3.300	14.570	75.592	0.189
							WasteWeir	No	0.050	2			0.100	
							Forestry	Ha	0.1525	0.400			0.061	
							Horticulture	Ha	0.22634	0.000			0.000	
	5677	MudihalaBasakkakomBasavarajappa		106	1b	Machinery	SoilMoistureConservation	TCB	Ha	0.05741	0.700	14.570	75.592	0.040
							WasteWeir	No	0.050	2			0.100	
							Forestry	Ha	0.1525	0.300			0.046	
							Horticulture	Ha	0.22634	0.000			0.000	
	5678	HosamaniAdivekkanavara		107	1	Machinery	SoilMoistureConservation	TCB	Ha	0.05741	2.600	14.570	75.592	0.149
							WasteWeir	No	0.050	2			0.100	
							Forestry	Ha	0.1525	0.200			0.031	
							Horticulture	Ha	0.22634	0.000			0.000	
	5679	PoojaChandrappaShiddappa		107	2	Machinery	SoilMoistureConservation	TCB	Ha	0.05741	0.580	14.570	75.592	0.033
							WasteWeir	No	0.050	2			0.100	
							Forestry	Ha	0.1525	0.200			0.031	
							Horticulture	Ha	0.22634	0.000			0.000	
	5680	ChigrerGirijavva		107	3	Machinery	SoilMoistureConservation	TCB	Ha	0.05741	0.330	14.570	75.592	0.019
							WasteWeir	No	0.050	1			0.050	
							Forestry	Ha	0.1525	0.000			0.000	
							Horticulture	Ha	0.22634	0.000			0.000	
	5681	ChigarerNeelammaFakirappa		107	3	Machinery	SoilMoistureConservation	TCB	Ha	0.05741	0.320	14.570	75.592	0.018
							WasteWeir	No	0.050	0			0.000	
							Forestry	Ha	0.1525	0.000			0.000	



							Horticulture	Ha	0.22634	0.000			0.000
5682	PujarKariyappa		107	4e	Machinery	SoilMoistureConservation	TCB	Ha	0.05741	1.250	14.570	75.592	0.072
							WasteWeir	No	0.050	1			0.050
							Forestry	Ha	0.1525	0.000			0.000
							Horticulture	Ha	0.22634	0.000			0.000

VillageName	Farmer Code	FarmerName	Aadhar Card No	Survey Number	RateType(Manually /Machine ry)	ActivityType(SoilMoistureCo nservationActivity/Water HarvestingActivity)	ActivityName	Unit	UnitCost( InLakhs.)	Proposed Quantity	Latitude( Deg-Min- Sec)	Longitude (Deg-Min- Sec)	TotalCost (InLacs)	Site Photo
	5683	PujarKariyappa		107	4#	Machinery	SoilMoistureConservation	TCB	Ha	0.05741	0.340	14.570	75.592	0.020
							WasteWeir	No	0.050	1				0.050
							Forestry	Ha	0.1525	0.000				0.000
							Horticulture	Ha	0.22634	0.000				0.000
	5684	PujarShivappa		107	4#	Machinery	SoilMoistureConservation	TCB	Ha	0.05741	0.340	14.570	75.592	0.020
							WasteWeir	No	0.050	0				0.000
							Forestry	Ha	0.1525	0.000				0.000
							Horticulture	Ha	0.22634	0.000				0.000
	5685	PujarChannaveerappaSiddappa		107	5	Machinery	SoilMoistureConservation	TCB	Ha	0.05741	0.580	14.570	75.592	0.033
							WasteWeir	No	0.050	2				0.100
							Forestry	Ha	0.1525	0.300				0.046
							Horticulture	Ha	0.22634	0.000				0.000
	5686	ChandrashekaragoudaChannappagoudra		108	4#	Machinery	SoilMoistureConservation	TCB	Ha	0.05741	0.020	14.570	75.592	0.001
							WasteWeir	No	0.050	1				0.050
							Forestry	Ha	0.1525	0.000				0.000
							Horticulture	Ha	0.22634	0.000				0.000
	5687	Shivananda Channappagoudra		108	4#	Machinery	SoilMoistureConservation	TCB	Ha	0.05741	0.580	14.570	75.592	0.033
							WasteWeir	No	0.050	1				0.050
							Forestry	Ha	0.1525	0.000				0.000
							Horticulture	Ha	0.22634	0.000				0.000
	5688	PuttanagoudraDharmarajagoudabinGurubasanagoud		108	1	Machinery	SoilMoistureConservation	TCB	Ha	0.05741	1.800	14.570	75.592	0.103
							WasteWeir	No	0.050	1				0.050
							Forestry	Ha	0.1525	0.000				0.000
							Horticulture	Ha	0.22634	0.000				0.000
	5689	HittalamaniSomanagouda		108	2	Machinery	SoilMoistureConservation	TCB	Ha	0.05741	0.630	14.570	75.592	0.036
							WasteWeir	No	0.050	2				0.100
							Forestry	Ha	0.1525	0.000				0.000
							Horticulture	Ha	0.22634	0.000				0.000
	5690	VenkateswaraSittagatti		108	3	Machinery	SoilMoistureConservation	TCB	Ha	0.05741	0.580	14.570	75.592	0.033
							WasteWeir	No	0.050	2				0.100
							Forestry	Ha	0.1525	0.300				0.046
							Horticulture	Ha	0.22634	0.000				0.000
	5691	ChannagoudraShankragouda		108	4#	Machinery	SoilMoistureConservation	TCB	Ha	0.05741	0.580	14.570	75.592	0.033
							WasteWeir	No	0.050	2				0.100
							Forestry	Ha	0.1525	0.000				0.000
							Horticulture	Ha	0.22634	0.300				0.068
	5692	GundappaGangadharappa		108	5	Machinery	SoilMoistureConservation	TCB	Ha	0.05741	0.630	14.570	75.592	0.036
							WasteWeir	No	0.050	1				0.050
							Forestry	Ha	0.1525	0.200				0.031
							Horticulture	Ha	0.22634	0.000				0.000
	5693	MajjagiSahadevappa		108	6	Machinery	SoilMoistureConservation	TCB	Ha	0.05741	0.580	14.570	75.592	0.033
							WasteWeir	No	0.050	1				0.050
							Forestry	Ha	0.1525	0.200				0.031
							Horticulture	Ha	0.22634	0.000				0.000
	5694	ManjappaGundappa		108	7	Machinery	SoilMoistureConservation	TCB	Ha	0.05741	0.400	14.570	75.592	0.023
							WasteWeir	No	0.050	2				0.100
							Forestry	Ha	0.1525	0.000				0.000

							Horticulture	Ha	0.22634	0.000			0.000
5695	NinganagoudaHalanagouda		108	8	Machinery	SoilMoistureConservation	TCB	Ha	0.05741	0.630	14.570	75.592	0.036
							WasteWeir	No	0.050	1			0.050
							Forestry	Ha	0.1525	0.000			0.000
							Horticulture	Ha	0.22634	0.000			0.000

VillageName	Farmer Code	FarmerName	Aadhar Card No	Survey Number	RateType(Manually /Machine ry)	ActivityType(SoilMoistureCo nservationActivity/Water HarvestingActivity)	ActivityName	Unit	UnitCost( InLakhs.)	Proposed Quantity	Latitude( Deg-Min- Sec)	Longitude (Deg-Min- Sec)	TotalCost (InLacs)	Site Photo
	5696	BangerePremilavvaGovindappa		109	2೯	Machinery	SoilMoistureConservation	TCB	Ha	0.05741	0.380	14.570	75.592	0.022
							WasteWeir	No	0.050	1			0.050	
							Forestry	Ha	0.1525	0.000			0.000	
							Horticulture	Ha	0.22634	0.000			0.000	
	5697	ManegerRamappa		109	1	Machinery	SoilMoistureConservation	TCB	Ha	0.05741	0.700	14.570	75.592	0.040
							WasteWeir	No	0.050	1			0.050	
							Forestry	Ha	0.1525	0.000			0.000	
							Horticulture	Ha	0.22634	0.000			0.000	
	5698	PujarKarsiddappa		109	2೦	Machinery	SoilMoistureConservation	TCB	Ha	0.05741	0.380	14.570	75.592	0.022
							WasteWeir	No	0.050	0			0.000	
							Forestry	Ha	0.1525	0.000			0.000	
							Horticulture	Ha	0.22634	0.000			0.000	
	5699	PujarBasappa		109	3	Machinery	SoilMoistureConservation	TCB	Ha	0.05741	0.380	14.570	75.592	0.022
							WasteWeir	No	0.050	0			0.000	
							Forestry	Ha	0.1525	0.000			0.000	
							Horticulture	Ha	0.22634	0.000			0.000	
	5700	PujarFakkirappa		109	4	Machinery	SoilMoistureConservation	TCB	Ha	0.05741	0.380	14.570	75.592	0.022
							WasteWeir	No	0.050	0			0.000	
							Forestry	Ha	0.1525	0.000			0.000	
							Horticulture	Ha	0.22634	0.000			0.000	
	5701	GundappaRamesha		110	1	Machinery	SoilMoistureConservation	TCB	Ha	0.05741	0.700	14.570	75.592	0.040
							WasteWeir	No	0.050	1			0.050	
							Forestry	Ha	0.1525	0.000			0.000	
							Horticulture	Ha	0.22634	0.000			0.000	
	5702	GundappaRamesha		110	2	Machinery	SoilMoistureConservation	TCB	Ha	0.05741	0.700	14.570	75.592	0.040
							WasteWeir	No	0.050	1			0.050	
							Forestry	Ha	0.1525	0.000			0.000	
							Horticulture	Ha	0.22634	0.000			0.000	
	5703	NagappaPuttappaHoliyammanavara		110	3	Machinery	SoilMoistureConservation	TCB	Ha	0.05741	0.830	14.570	75.592	0.048
							WasteWeir	No	0.050	1			0.050	
							Forestry	Ha	0.1525	0.000			0.000	
							Horticulture	Ha	0.22634	0.000			0.000	
	5704	NagappaPuttappaHoliyammanavara		110	4	Machinery	SoilMoistureConservation	TCB	Ha	0.05741	0.830	14.570	75.592	0.048
							WasteWeir	No	0.050	1			0.050	
							Forestry	Ha	0.1525	0.000			0.000	
							Horticulture	Ha	0.22634	0.000			0.000	
	5705	ShidenurChandrappa		111	1	Machinery	SoilMoistureConservation	TCB	Ha	0.05741	0.380	14.570	75.592	0.022
							WasteWeir	No	0.050	1			0.050	
							Forestry	Ha	0.1525	0.000			0.000	
							Horticulture	Ha	0.22634	0.000			0.000	
	5706	ShidenurBasavaraj		111	1	Machinery	SoilMoistureConservation	TCB	Ha	0.05741	0.380	14.570	75.592	0.022
							WasteWeir	No	0.050	0			0.000	
							Forestry	Ha	0.1525	0.000			0.000	
							Horticulture	Ha	0.22634	0.000			0.000	
	5707	ShidenurHanumantappa		111	1	Machinery	SoilMoistureConservation	TCB	Ha	0.05741	0.700	14.570	75.592	0.040
							WasteWeir	No	0.050	1			0.050	
							Forestry	Ha	0.1525	0.300			0.046	

							Horticulture	Ha	0.22634	0.000			0.000
5708	ShidenurKarabasappa		111	2	Machinery	SoilMoistureConservation	TCB	Ha	0.05741	0.830	14.570	75.592	0.048
							WasteWeir	No	0.050	2			0.100
							Forestry	Ha	0.1525	0.000			0.000
							Horticulture	Ha	0.22634	0.400			0.091

VillageName	Farmer Code	FarmerName	Aadhar Card No	Survey Number	RateType(Manually /Machine ry)	ActivityType(SoilMoistureCo nservationActivity/Water HarvestingActivity)	ActivityName	Unit	UnitCost( InLakhs.)	Proposed Quantity	Latitude( Deg-Min- Sec)	Longitude (Deg-Min- Sec)	TotalCost (InLacs)	Site Photo
	5709	ShidenurSanjeeva		111	2	Machinery	SoilMoistureConservation	TCB	Ha	0.05741	0.830	14.570	75.592	0.048
							WasteWeir	No	0.050	2				0.100
							Forestry	Ha	0.1525	0.300				0.046
							Horticulture	Ha	0.22634	0.000				0.000
	5710			112	6e9	Machinery	SoilMoistureConservation	TCB	Ha	0.05741	0.400	14.570	75.592	0.023
							WasteWeir	No	0.050	2				0.100
							Forestry	Ha	0.1525	0.300				0.046
							Horticulture	Ha	0.22634	0.000				0.000
	5711	MudihalManjappa		112	6e9	Machinery	SoilMoistureConservation	TCB	Ha	0.05741	0.400	14.570	75.592	0.023
							WasteWeir	No	0.050	2				0.100
							Forestry	Ha	0.1525	0.000				0.000
							Horticulture	Ha	0.22634	0.000				0.000
	5712	MudihalaSundrammaChannabasappa		112	1	Machinery	SoilMoistureConservation	TCB	Ha	0.05741	0.340	14.570	75.592	0.020
							WasteWeir	No	0.050	0				0.000
							Forestry	Ha	0.1525	0.000				0.000
							Horticulture	Ha	0.22634	0.000				0.000
	5713	ShidlingappaMudenur		112	2	Machinery	SoilMoistureConservation	TCB	Ha	0.05741	0.300	14.570	75.592	0.017
							WasteWeir	No	0.050	1				0.050
							Forestry	Ha	0.1525	0.000				0.000
							Horticulture	Ha	0.22634	0.000				0.000
	5714	Shivappa		112	3	Machinery	SoilMoistureConservation	TCB	Ha	0.05741	0.280	14.570	75.592	0.016
							WasteWeir	No	0.050	0				0.000
							Forestry	Ha	0.1525	0.000				0.000
							Horticulture	Ha	0.22634	0.000				0.000
	5715	MudihalkariyappaBasavanepa		112	4	Machinery	SoilMoistureConservation	TCB	Ha	0.05741	0.380	14.570	75.592	0.022
							WasteWeir	No	0.050	0				0.000
							Forestry	Ha	0.1525	0.000				0.000
							Horticulture	Ha	0.22634	0.000				0.000
	5716	MudihalHanumantappabinKarabasappa		112	5	Machinery	SoilMoistureConservation	TCB	Ha	0.05741	0.340	14.570	75.592	0.020
							WasteWeir	No	0.050	0				0.000
							Forestry	Ha	0.1525	0.000				0.000
							Horticulture	Ha	0.22634	0.000				0.000
	5717	NagarajmahadevappaShidenur		112	6e9	Machinery	SoilMoistureConservation	TCB	Ha	0.05741	0.830	14.570	75.592	0.048
							WasteWeir	No	0.050	0				0.000
							Forestry	Ha	0.1525	0.000				0.000
							Horticulture	Ha	0.22634	0.000				0.000
	5718	SarojaBasappaMudihal		113	*	Machinery	SoilMoistureConservation	TCB	Ha	0.05741	1.800	14.570	75.592	0.103
							WasteWeir	No	0.050	2				0.100
							Forestry	Ha	0.1525	0.300				0.046
							Horticulture	Ha	0.22634	0.000				0.000
	5719	ShidenurLaxman		113	*	Machinery	SoilMoistureConservation	TCB	Ha	0.05741	1.250	14.570	75.592	0.072
							WasteWeir	No	0.050	1				0.050
							Forestry	Ha	0.1525	0.400				0.061
							Horticulture	Ha	0.22634	0.000				0.000
	5720			114	1	Machinery	SoilMoistureConservation	TCB	Ha	0.05741	1.800	14.570	75.592	0.103
							WasteWeir	No	0.050	2				0.100
							RC	No	0.750	1				0.750

		MudihaAnnapurna					Forestry	Ha	0.1525	0.000			0.000
							Horticulture	Ha	0.22634	0.400			0.091
	5721		114	2	Machinery	SoilMoistureConservation	TCB	Ha	0.05741	0.700	14.570	75.592	0.040
							WasteWeir	No	0.050	2			0.100
		MudihaShivammaSomappa					Forestry	Ha	0.1525	0.000			0.000

VillageName	Farmer Code	FarmerName	Aadhar Card No	Survey Number	RateType(Manually /Machine ry)	ActivityType(SoilMoistureCo nsertationActivity/Water HarvestingActivity)	ActivityName	Unit	UnitCost( InLakhs.)	Proposed Quantity	Latitude( Deg-Min- Sec)	Longitude (Deg-Min- Sec)	TotalCost (InLacs)	Site Photo
	5722	Policegowdra Sundramma		114	2	Machinery	SoilMoistureConservation	Horticulture	Ha	0.22634	0.000		0.000	
								TCB	Ha	0.05741	0.830	14.570	75.592	0.048
								WasteWeir	No	0.050	1			0.050
								Forestry	Ha	0.1525	0.000			0.000
	5723	MasanagiKariyappa		115	2e9	Machinery	SoilMoistureConservation	Horticulture	Ha	0.22634	0.000			0.000
								TCB	Ha	0.05741	0.580	14.570	75.592	0.033
								WasteWeir	No	0.050	2			0.100
								Forestry	Ha	0.1525	0.000			0.000
								LRRS	No	2.500	1			2.500
	5724	MalagoudraTirakappa		115	2o	Machinery	SoilMoistureConservation	Horticulture	Ha	0.22634	0.000			0.000
								TCB	Ha	0.05741	0.580	14.570	75.592	0.033
								WasteWeir	No	0.050	2			0.100
								Forestry	Ha	0.1525	0.400			0.061
								Horticulture	Ha	0.22634	0.000			0.000
	5725	MalagoudaRudrappaBinThirakappa		115	1	Machinery	SoilMoistureConservation	Horticulture	Ha	0.22634	0.000			0.000
								TCB	Ha	0.05741	1.250	14.570	75.592	0.072
								WasteWeir	No	0.050	1			0.050
								LRRS	No	2.500	1			2.500
								Forestry	Ha	0.1525	0.000			0.000
	5726	MaregoudraKaregoudra		116	1	Machinery	SoilMoistureConservation	Horticulture	Ha	0.22634	0.000			0.000
								TCB	Ha	0.05741	1.800	14.570	75.592	0.103
								WasteWeir	No	0.050	1			0.050
								Forestry	Ha	0.1525	0.300			0.046
								Horticulture	Ha	0.22634	0.000			0.000
	5727	KallappagoudraSoanagowda		116	2e9	Machinery	SoilMoistureConservation	Horticulture	Ha	0.22634	0.000			0.000
								TCB	Ha	0.05741	1.250	14.570	75.592	0.072
								WasteWeir	No	0.050	1			0.050
								Forestry	Ha	0.1525	0.200			0.031
								Horticulture	Ha	0.22634	0.000			0.000
	5728			116	2o	Machinery	SoilMoistureConservation	Horticulture	Ha	0.22634	0.000			0.000
								TCB	Ha	0.05741	0.400	14.570	75.592	0.023
								WasteWeir	No	0.050	2			0.100
								Forestry	Ha	0.1525	0.000			0.000
								Horticulture	Ha	0.22634	0.000			0.000
	5729	MasanagiBharamappa		117	1	Machinery	SoilMoistureConservation	Horticulture	Ha	0.22634	0.000			0.000
								TCB	Ha	0.05741	0.580	14.570	75.592	0.033
								WasteWeir	No	0.050	2			0.100
								Forestry	Ha	0.1525	0.200			0.031
								Horticulture	Ha	0.22634	0.000			0.000
	5730	MalagoudraNilamma		117	2	Machinery	SoilMoistureConservation	Horticulture	Ha	0.22634	0.000			0.000
								TCB	Ha	0.05741	3.350	14.570	75.592	0.192
								WasteWeir	No	0.050	2			0.100
								WaterHarvestingActivity	FarmPond	No	1.040			1.040
								Forestry	Ha	0.1525	0.000			0.000
								Horticulture	Ha	0.22634	0.000			0.000
	5731	GundappaKarabasappa		118	1	Machinery	SoilMoistureConservation	Horticulture	Ha	0.22634	0.000			0.000
								TCB	Ha	0.05741	2.600	14.570	75.592	0.149
								WasteWeir	No	0.050	2			0.100
								Forestry	Ha	0.1525	0.400			0.061
								Horticulture	Ha	0.22634	0.000			0.000
	5732	GundappaKarabasappa		118	2	Machinery	SoilMoistureConservation	Horticulture	Ha	0.22634	0.000			0.000
								TCB	Ha	0.05741	2.600	14.570	75.592	0.149
								WasteWeir	No	0.050	2			0.100
								Forestry	Ha	0.1525	0.200			0.031



						Horticulture	Ha	0.22634	0.000			0.000	
5733			119	*	Machinery	SoilMoistureConservation	TCB	Ha	0.05741	2.600	14.570	75.592	0.149
		GundappaKarabasappa					WasteWeir	No	0.050	2			0.100
							RC	No	0.750	1			0.750
							Forestry	Ha	0.1525	0.000			0.000

VillageName	Farmer Code	FarmerName	Aadhar Card No	Survey Number	RateType(Manually /Machine ry)	ActivityType(SoilMoistureCo nservationActivity/Water HarvestingActivity)	ActivityName	Unit	UnitCost( InLakhs.)	Proposed Quantity	Latitude( Deg-Min- Sec)	Longitude (Deg-Min- Sec)	TotalCost (InLacs)	Site Photo
	5734	GuddappaRudrappa		120	1	Machinery	SoilMoistureConservation	Horticulture	Ha	0.22634	0.000		0.000	
								TCB	Ha	0.05741	0.630	14.570	75.592	0.036
								WasteWeir	No	0.050	1			0.050
								Forestry	Ha	0.1525	0.000			0.000
	5735	HattalamaniShobha		120	2	Machinery	SoilMoistureConservation	Horticulture	Ha	0.22634	0.000			0.000
								TCB	Ha	0.05741	0.580	14.570	75.592	0.033
								WasteWeir	No	0.050	1			0.050
								Forestry	Ha	0.1525	0.000			0.000
	5736	ChandrappabinMahadevappaGundappa		120	3	Machinery	SoilMoistureConservation	Horticulture	Ha	0.22634	0.000			0.000
								TCB	Ha	0.05741	1.250	14.570	75.592	0.072
								WasteWeir	No	0.050	1			0.050
								Forestry	Ha	0.1525	0.000			0.000
	5737	ChandrappabinMahadevappaGundappa		121	1	Machinery	SoilMoistureConservation	Horticulture	Ha	0.22634	0.000			0.000
								TCB	Ha	0.05741	0.700	14.570	75.592	0.040
								WasteWeir	No	0.050	1			0.050
								Forestry	Ha	0.1525	0.000			0.000
	5738	NetravatiShigli		121	3	Machinery	SoilMoistureConservation	Horticulture	Ha	0.22634	0.000			0.000
								TCB	Ha	0.05741	1.800	14.570	75.592	0.103
								WasteWeir	No	0.050	0			0.000
								Forestry	Ha	0.1525	0.000			0.000
	5739	BasavannappaKoppada		121	1	Machinery	SoilMoistureConservation	Horticulture	Ha	0.22634	0.000			0.000
								TCB	Ha	0.05741	0.700	14.570	75.592	0.040
								WasteWeir	No	0.050	2			0.100
								WaterHarvestingActivity	FarmPond	No	1.040	1		1.040
								Forestry	Ha	0.1525	0.000			0.000
	5740	NagappaKoppada		121	2	Machinery	SoilMoistureConservation	Horticulture	Ha	0.22634	0.000			0.000
								TCB	Ha	0.05741	1.800	14.570	75.592	0.103
								WasteWeir	No	0.050	1			0.050
								Forestry	Ha	0.1525	0.000			0.000
	5741	BasavaKoppada		121	3	Machinery	SoilMoistureConservation	Horticulture	Ha	0.22634	0.000			0.000
								TCB	Ha	0.05741	1.800	14.570	75.592	0.103
								WasteWeir	No	0.050	1			0.050
								Forestry	Ha	0.1525	0.200			0.031
	5742	NagappaKoppada		121	4	Machinery	SoilMoistureConservation	Horticulture	Ha	0.22634	0.000			0.000
								TCB	Ha	0.05741	0.630	14.570	75.592	0.036
								WasteWeir	No	0.050	2			0.100
								Forestry	Ha	0.1525	0.000			0.000
	5743	MudenumamathaBasayya		121	5	Machinery	SoilMoistureConservation	Horticulture	Ha	0.22634	0.000			0.000
								TCB	Ha	0.05741	0.630	14.570	75.592	0.036
								WasteWeir	No	0.050	0			0.000
								Forestry	Ha	0.1525	0.000			0.000
	5744	NagappaKoppada		121	5	Machinery	SoilMoistureConservation	Horticulture	Ha	0.22634	0.000			0.000
								TCB	Ha	0.05741	1.250	14.570	75.592	0.072
								WasteWeir	No	0.050	1			0.050
								Forestry	Ha	0.1525	0.000			0.000
	5745	Mudenumamatha Fakkirayya		123	1	Machinery	SoilMoistureConservation	Horticulture	Ha	0.22634	0.000			0.000
								TCB	Ha	0.05741	1.800	14.570	75.592	0.103

							WasteWeir	No	0.050	2			0.100	
							Forestry	Ha	0.1525	0.300			0.046	
							Horticulture	Ha	0.22634	0.500			0.113	
	5746	MudenuramathaJyoyhiChandrayya		123	1	Machinery	SoilMoistureConservation	TCB	Ha	0.05741	1.250	14.570	75.592	0.072
							WasteWeir	No	0.050	1				0.050

VillageName	Farmer Code	FarmerName	Aadhar Card No	Survey Number	RateType(Manually /Machine ry)	ActivityType(SoilMoistureCo nservationActivity/Water HarvestingActivity)	ActivityName	Unit	UnitCost( InLakhs.)	Proposed Quantity	Latitude( Deg-Min- Sec)	Longitude (Deg-Min- Sec)	TotalCost (InLacs)	Site Photo
							Forestry	Ha	0.1525	0.000			0.000	
							Horticulture	Ha	0.22634	0.000			0.000	
	5747	MudenuramathaBasayya		123	29	Machinery	SoilMoistureConservation	TCB	Ha	0.05741	1.800	14.570	75.592	0.103
							WasteWeir	No	0.050	1			0.050	
							Forestry	Ha	0.1525	0.200			0.031	
							Horticulture	Ha	0.22634	0.000			0.000	
	5748	MudenuramathaBasayya		123	28	Machinery	SoilMoistureConservation	TCB	Ha	0.05741	1.250	14.570	75.592	0.072
							WasteWeir	No	0.050	2			0.100	
							Forestry	Ha	0.1525	0.200			0.031	
							Horticulture	Ha	0.22634	0.000			0.000	
	5749	Mudenuramatha Fakkirayya		123	3	Machinery	SoilMoistureConservation	TCB	Ha	0.05741	0.630	14.570	75.592	0.036
							WasteWeir	No	0.050	1			0.050	
							Forestry	Ha	0.1525	0.000			0.000	
							Horticulture	Ha	0.22634	0.000			0.000	
	5750	MudenuramathaJyoyhiChandrayya		124	20	Machinery	SoilMoistureConservation	TCB	Ha	0.05741	0.250	14.570	75.592	0.014
							WasteWeir	No	0.050	2			0.100	
							Forestry	Ha	0.1525	0.200			0.031	
							Horticulture	Ha	0.22634	0.000			0.000	
	5751	MudenuramathaBasayya		124	19	Machinery	SoilMoistureConservation	TCB	Ha	0.05741	0.580	14.570	75.592	0.033
							WasteWeir	No	0.050	1			0.050	
							Forestry	Ha	0.1525	0.000			0.000	
							Horticulture	Ha	0.22634	0.000			0.000	
	5752	RatnavvaGuddappaManigar		124	18	Machinery	SoilMoistureConservation	TCB	Ha	0.05741	0.580	14.570	75.592	0.033
							WasteWeir	No	0.050	2			0.100	
							Forestry	Ha	0.1525	0.200			0.031	
							Horticulture	Ha	0.22634	0.000			0.000	
	5753	PujarJayappaKarakappa		124	18	Machinery	SoilMoistureConservation	TCB	Ha	0.05741	0.580	14.570	75.592	0.033
							WasteWeir	No	0.050	1			0.050	
							Forestry	Ha	0.1525	0.000			0.000	
							Horticulture	Ha	0.22634	0.000			0.000	
	5754	PujaraAshoka		124	10	Machinery	SoilMoistureConservation	TCB	Ha	0.05741	0.580	14.570	75.592	0.033
							WasteWeir	No	0.050	1			0.050	
							Forestry	Ha	0.1525	0.000			0.000	
							Horticulture	Ha	0.22634	0.000			0.000	
	5755	kallappagoudraBasanagouda		124	29	Machinery	SoilMoistureConservation	TCB	Ha	0.05741	0.250	14.570	75.592	0.014
							WasteWeir	No	0.050	1			0.050	
							Forestry	Ha	0.1525	0.000			0.000	
							Horticulture	Ha	0.22634	0.000			0.000	
	5756			124	28	Machinery	SoilMoistureConservation	TCB	Ha	0.05741	0.250	14.570	75.592	0.014
							WasteWeir	No	0.050	0			0.000	
							Forestry	Ha	0.1525	0.000			0.000	
							Horticulture	Ha	0.22634	0.000			0.000	
	5757	LalitavvakomBasappaKodihalli		124	28	Machinery	SoilMoistureConservation	TCB	Ha	0.05741	0.260	14.570	75.592	0.015
							WasteWeir	No	0.050	0			0.000	
							Forestry	Ha	0.1525	0.000			0.000	
							Horticulture	Ha	0.22634	0.000			0.000	
	5758			125	1	Machinery	SoilMoistureConservation	TCB	Ha	0.05741	1.250	14.570	75.592	0.072

		KallappagoudraSantammaUrfDyamavvaShivabasanagouda					WasteWeir	No	0.050	1		0.050	
							Forestry	Ha	0.1525	0.000		0.000	
							Horticulture	Ha	0.22634	0.000		0.000	
	5759		125	B	Machinery	SoilMoistureConservation	TCB	Ha	0.05741	1.250	14.570	75.592	0.072
		OlekarHaleshappa					WasteWeir	No	0.050	2		0.100	

VillageName	Farmer Code	FarmerName	Aadhar Card No	Survey Number	RateType(Manually /Machine ry)	ActivityType(SoilMoistureCo nservationActivity/Water HarvestingActivity)	ActivityName	Unit	UnitCost( InLakhs.)	Proposed Quantity	Latitude( Deg-Min- Sec)	Longitude (Deg-Min- Sec)	TotalCost (InLacs)	Site Photo
							Forestry	Ha	0.1525	0.200			0.031	
							RC	No	0.750	1			0.750	
							Horticulture	Ha	0.22634	0.000			0.000	
	5760	PujarKariyavva		125	C	Machinery	SoilMoistureConservation	TCB	Ha	0.05741	1.250	14.570	75.592	0.072
							WasteWeir	No	0.050	2			0.100	
							Forestry	Ha	0.1525	0.000			0.000	
							Horticulture	Ha	0.22634	0.000			0.000	
	5761	PujarJayappaBinKarakappa		126	2a	Machinery	SoilMoistureConservation	TCB	Ha	0.05741	0.920	14.570	75.592	0.053
							WasteWeir	No	0.050	2			0.100	
							Forestry	Ha	0.1525	0.000			0.000	
							Horticulture	Ha	0.22634	0.300			0.068	
	5762	PujarAshoka		126	1	Machinery	SoilMoistureConservation	TCB	Ha	0.05741	0.630	14.570	75.592	0.036
							WasteWeir	No	0.050	2			0.100	
							Forestry	Ha	0.1525	0.200			0.031	
							Horticulture	Ha	0.22634	0.000			0.000	
	5763	Honnappa		126	2a	Machinery	SoilMoistureConservation	TCB	Ha	0.05741	0.830	14.570	75.592	0.048
							WasteWeir	No	0.050	1			0.050	
							Forestry	Ha	0.1525	0.200			0.031	
							Horticulture	Ha	0.22634	0.000			0.000	
	5764	MudihalMalashantappa		126	2a	Machinery	SoilMoistureConservation	TCB	Ha	0.05741	0.920	14.570	75.592	0.053
							WasteWeir	No	0.050	2			0.100	
							Forestry	Ha	0.1525	0.200			0.031	
							Horticulture	Ha	0.22634	0.000			0.000	
	5765	Mudihala		127	1	Machinery	SoilMoistureConservation	TCB	Ha	0.05741	0.630	14.570	75.592	0.036
							WasteWeir	No	0.050	2			0.100	
							Forestry	Ha	0.1525	0.300			0.046	
							Horticulture	Ha	0.22634	0.000			0.000	
	5766	MalakanagoudaSanganagouda		127	2	Machinery	SoilMoistureConservation	TCB	Ha	0.05741	0.400	14.570	75.592	0.023
							WasteWeir	No	0.050	1			0.050	
							Forestry	Ha	0.1525	0.200			0.031	
							Horticulture	Ha	0.22634	0.000			0.000	
	5767	MudihalHanumantappa		127	3	Machinery	SoilMoistureConservation	TCB	Ha	0.05741	1.250	14.570	75.592	0.072
							WasteWeir	No	0.050	2			0.100	
							Forestry	Ha	0.1525	0.300			0.046	
							Horticulture	Ha	0.22634	0.000			0.000	
	5768	MudihalMahadevappa		127	4	Machinery	SoilMoistureConservation	TCB	Ha	0.05741	1.250	14.570	75.592	0.072
							WasteWeir	No	0.050	2			0.100	
							Forestry	Ha	0.1525	0.300			0.046	
							Horticulture	Ha	0.22634	0.000			0.000	
	5769	MudihalaMahadevappa		128	7a+7b	Machinery	SoilMoistureConservation	TCB	Ha	0.05741	0.270	14.570	75.592	0.016
							WasteWeir	No	0.050	2			0.100	
							Forestry	Ha	0.1525	0.200			0.031	
							Horticulture	Ha	0.22634	0.000			0.000	
	5770	MudihalaMahadevappa		128	7a+7b	Machinery	SoilMoistureConservation	TCB	Ha	0.05741	0.270	14.570	75.592	0.016
							WasteWeir	No	0.050	0			0.000	
							Forestry	Ha	0.1525	0.200			0.031	
							Horticulture	Ha	0.22634	0.000			0.000	

	5771	UmadeviSanganagouda		128	7	Machinery	SoilMoistureConservation	TCB	Ha	0.05741	0.920	14.570	75.592	0.053
								WasteWeir	No	0.050	2			0.100
								Forestry	Ha	0.1525	0.200			0.031
								Horticulture	Ha	0.22634	0.000			0.000
	5772	MudihalaMalashantappa		128	1	Machinery	SoilMoistureConservation	TCB	Ha	0.05741	0.400	14.570	75.592	0.023

VillageName	Farmer Code	FarmerName	Aadhar Card No	Survey Number	RateType(Manually /Machine ry)	ActivityType(SoilMoistureCo nservationActivity/Water HarvestingActivity)	ActivityName	Unit	UnitCost( InLakhs.)	Proposed Quantity	Latitude( Deg-Min- Sec)	Longitude (Deg-Min- Sec)	TotalCost (InLacs)	Site Photo
							WasteWeir	No	0.050	0			0.000	
							Forestry	Ha	0.1525	0.300			0.046	
							Horticulture	Ha	0.22634	0.000			0.000	
	5773	MalagoudraRudrappaThirakappa		128	2	Machinery	SoilMoistureConservation	TCB	Ha	0.05741	0.380	14.570	75.592	0.022
							WasteWeir	No	0.050	2			0.100	
							Forestry	Ha	0.1525	0.000			0.000	
							Horticulture	Ha	0.22634	0.000			0.000	
	5774	MudihalRaviBharamappa		128	3	Machinery	SoilMoistureConservation	TCB	Ha	0.05741	0.380	14.570	75.592	0.022
							WasteWeir	No	0.050	0			0.000	
							Forestry	Ha	0.1525	0.200			0.031	
							Horticulture	Ha	0.22634	0.000			0.000	
	5775	KaregoudraurfChalageriChandragouda		128	4	Machinery	SoilMoistureConservation	TCB	Ha	0.05741	0.320	14.570	75.592	0.018
							WasteWeir	No	0.050	0			0.000	
							Forestry	Ha	0.1525	0.200			0.031	
							Horticulture	Ha	0.22634	0.000			0.000	
	5776	KudapaliUrfBidari manjanagouda		128	5	Machinery	SoilMoistureConservation	TCB	Ha	0.05741	0.350	14.570	75.592	0.020
							WasteWeir	No	0.050	0			0.000	
							Forestry	Ha	0.1525	0.200			0.031	
							Horticulture	Ha	0.22634	0.000			0.000	
	5777	BidariurfKudapaliGeetakomGaganagoudra		128	6	Machinery	SoilMoistureConservation	TCB	Ha	0.05741	2.600	14.570	75.592	0.149
							WasteWeir	No	0.050	2			0.100	
							Forestry	Ha	0.1525	0.300			0.046	
							Horticulture	Ha	0.22634	0.000			0.000	
	5778	BidariChanbasappa		128	7+7+7	Machinery	SoilMoistureConservation	TCB	Ha	0.05741	0.270	14.570	75.592	0.016
							WasteWeir	No	0.050	0			0.000	
							Forestry	Ha	0.1525	0.200			0.031	
							Horticulture	Ha	0.22634	0.000			0.000	
	5779	Karabasappa		128	8	Machinery	SoilMoistureConservation	TCB	Ha	0.05741	1.250	14.570	75.592	0.072
							WasteWeir	No	0.050	2			0.100	
							Forestry	Ha	0.1525	0.300			0.046	
							Horticulture	Ha	0.22634	0.400			0.091	
	5780	BidariurfKudapaliGeetakomGaganagoudra		128	9	Machinery	SoilMoistureConservation	TCB	Ha	0.05741	1.250	14.570	75.592	0.072
							WasteWeir	No	0.050	2			0.100	
							Forestry	Ha	0.1525	0.300			0.046	
							Horticulture	Ha	0.22634	0.000			0.000	
	5781	SannagoudraSharavvaKaregoudra		129	1+9	Machinery	SoilMoistureConservation	TCB	Ha	0.05741	1.250	14.570	75.592	0.072
							WasteWeir	No	0.050	0			0.000	
							Forestry	Ha	0.1525	0.000			0.000	
							Horticulture	Ha	0.22634	0.000			0.000	
	5782	Basavarajalngalagondi		129	1+2+2+9	Machinery	SoilMoistureConservation	TCB	Ha	0.05741	0.920	14.570	75.592	0.053
							WasteWeir	No	0.050	2			0.100	
							Forestry	Ha	0.1525	0.000			0.000	
							Horticulture	Ha	0.22634	0.000			0.000	
	5783	SannagoudraEranagouda		129	1+2+2+9	Machinery	SoilMoistureConservation	TCB	Ha	0.05741	0.160	14.570	75.592	0.009
							WasteWeir	No	0.050	0			0.000	
							Forestry	Ha	0.1525	0.000			0.000	
							Horticulture	Ha	0.22634	0.000			0.000	



	5784		129	1ω+2#	Machinery	SoilMoistureConservation	TCB	Ha	0.05741	0.920	14.570	75.592	0.053	
		KallappagoudraSusheela					WasteWeir	No	0.050	2			0.100	
							Forestry	Ha	0.1525	0.000			0.000	
							Horticulture	Ha	0.22634	0.000			0.000	
	5785		129	2ω	Machinery	SoilMoistureConservation	TCB	Ha	0.05741	0.580	14.570	75.592	0.033	

VillageName	Farmer Code	FarmerName	Aadhar Card No	Survey Number	RateType(Manually /Machine ry)	ActivityType(SoilMoistureCo nservationActivity/Water HarvestingActivity)	ActivityName	Unit	UnitCost( InLakhs.)	Proposed Quantity	Latitude( Deg-Min- Sec)	Longitude (Deg-Min- Sec)	TotalCost (InLacs)	Site Photo
		MasanagiBharamappa					WasteWeir	No	0.050	1			0.050	
							Forestry	Ha	0.1525	0.300			0.046	
							Horticulture	Ha	0.22634	0.000			0.000	
	5786			129	2a	Machinery	SoilMoistureConservation	TCB	Ha	0.05741	0.700	14.570	75.592	0.040
		KallappagoudraMahadevagoudabinSomanagouda					WasteWeir	No	0.050	1			0.050	
							Forestry	Ha	0.1525	0.000			0.000	
							Horticulture	Ha	0.22634	0.000			0.000	
	5787			129	3	Machinery	SoilMoistureConservation	TCB	Ha	0.05741	2.600	14.570	75.592	0.149
		ErappaNingappaMadiwalar					WasteWeir	No	0.050	2			0.100	
							RC	No	0.750	1			0.750	
							Forestry	Ha	0.1525	0.000			0.000	
							Horticulture	Ha	0.22634	0.000			0.000	
	5788	NagarajaGuddappaMadiwalar		129	4A	Machinery	SoilMoistureConservation	TCB	Ha	0.05741	1.250	14.570	75.592	0.072
							WasteWeir	No	0.050	1			0.050	
							Forestry	Ha	0.1525	0.000			0.000	
							Horticulture	Ha	0.22634	0.000			0.000	
	5789	KariyappaNingappa		129	4B	Machinery	SoilMoistureConservation	TCB	Ha	0.05741	1.250	14.570	75.592	0.072
							WasteWeir	No	0.050	2			0.100	
							Forestry	Ha	0.1525	0.000			0.000	
							Horticulture	Ha	0.22634	0.000			0.000	
	5790	kallappagoudraMahadevagoudaSomanagouda		132	1a	Machinery	SoilMoistureConservation	TCB	Ha	0.05741	1.800	14.570	75.592	0.103
							WasteWeir	No	0.050	2			0.100	
							Forestry	Ha	0.1525	0.200			0.031	
							Horticulture	Ha	0.22634	0.000			0.000	
	5791	VasantarajRavanagoudaKallappagoudra		132	1a	Machinery	SoilMoistureConservation	TCB	Ha	0.05741	0.830	14.570	75.592	0.048
							WasteWeir	No	0.050	1			0.050	
							Forestry	Ha	0.1525	0.300			0.046	
							Horticulture	Ha	0.22634	0.000			0.000	
	5792	KallappagoudraSonanagaouda		132	2	Machinery	SoilMoistureConservation	TCB	Ha	0.05741	0.580	14.570	75.592	0.033
							WasteWeir	No	0.050	2			0.100	
							Forestry	Ha	0.1525	0.400			0.061	
							Horticulture	Ha	0.22634	0.000			0.000	
	5793	Ma;akanagoudaKallappagoudra		132	3	Machinery	SoilMoistureConservation	TCB	Ha	0.05741	0.400	14.570	75.592	0.023
							WasteWeir	No	0.050	0			0.000	
							Forestry	Ha	0.1525	0.200			0.031	
							Horticulture	Ha	0.22634	0.000			0.000	
	5794	Gundappalrappa		132	4	Machinery	SoilMoistureConservation	TCB	Ha	0.05741	0.700	14.570	75.592	0.040
							WasteWeir	No	0.050	1			0.050	
							Forestry	Ha	0.1525	0.000			0.000	
							Horticulture	Ha	0.22634	0.000			0.000	
	5795			132	5	Machinery	SoilMoistureConservation	TCB	Ha	0.05741	0.400	14.570	75.592	0.023
							WasteWeir	No	0.050	1			0.050	
		GundappaMaheshappaKarabasappa					Forestry	Ha	0.1525	0.000			0.000	
							Horticulture	Ha	0.22634	0.000			0.000	
	5796			132	6	Machinery	SoilMoistureConservation	TCB	Ha	0.05741	1.250	14.570	75.592	0.072
							WasteWeir	No	0.050	1			0.050	
		MudihalNagappa					Forestry	Ha	0.1525	0.200			0.031	

							Horticulture	Ha	0.22634	0.000			0.000
5797			132	7	Machinery	SoilMoistureConservation	TCB	Ha	0.05741	0.830	14.570	75.592	0.048
							WasteWeir	No	0.050	2			0.100
		MudihalSushilammaSomappa					Forestry	Ha	0.1525	0.200			0.031
							Horticulture	Ha	0.22634	0.000			0.000

VillageName	Farmer Code	FarmerName	Aadhar Card No	Survey Number	RateType(Manually /Machine ry)	ActivityType(SoilMoistureCo nservationActivity/Water HarvestingActivity)	ActivityName	Unit	UnitCost( InLakhs.)	Proposed Quantity	Latitude( Deg-Min- Sec)	Longitude (Deg-Min- Sec)	TotalCost (InLacs)	Site Photo
	5798			133	1	Machinery	SoilMoistureConservation	TCB	Ha	0.05741	3.600	14.570	75.592	0.207
		MudihalMahadevappa					WasteWeir	No	0.050	2				0.100
							Forestry	Ha	0.1525	0.300				0.046
							Horticulture	Ha	0.22634	0.000				0.000
	5799			133	2	Machinery	SoilMoistureConservation	TCB	Ha	0.05741	3.590	14.570	75.592	0.206
		MudihalHanumantappaKarabasappa					WasteWeir	No	0.050	0				0.000
							Forestry	Ha	0.1525	0.200				0.031
							RC	No	0.750	1				0.750
							Horticulture	Ha	0.22634	0.000				0.000
	5800			134	1	Machinery	SoilMoistureConservation	TCB	Ha	0.05741	2.600	14.570	75.592	0.149
		ChannabasanagoudaSannagoudra					WasteWeir	No	0.050	2				0.100
							RC	No	0.750	1				0.750
							Forestry	Ha	0.1525	0.000				0.000
							Horticulture	Ha	0.22634	0.000				0.000
	5801			134	1	Machinery	SoilMoistureConservation	TCB	Ha	0.05741	2.600	14.570	75.592	0.149
		SannagoudaSannagoudra					WasteWeir	No	0.050	2				0.100
							Forestry	Ha	0.1525	0.000				0.000
							Horticulture	Ha	0.22634	0.400				0.091
	5802			134	2	Machinery	SoilMoistureConservation	TCB	Ha	0.05741	1.250	14.570	75.592	0.072
		SannagoudraBasanagouda					WasteWeir	No	0.050	2				0.100
							Forestry	Ha	0.1525	0.300				0.046
							Horticulture	Ha	0.22634	0.000				0.000
	5803			134	3	Machinery	SoilMoistureConservation	TCB	Ha	0.05741	0.920	14.570	75.592	0.053
		MudohalaBasavva					WasteWeir	No	0.050	2				0.100
							Forestry	Ha	0.1525	0.000				0.000
							Horticulture	Ha	0.22634	0.000				0.000
	5804			134	4+5	Machinery	SoilMoistureConservation	TCB	Ha	0.05741	0.580	14.570	75.592	0.033
		Sanganagoudranaganagouda					WasteWeir	No	0.050	2				0.100
							Forestry	Ha	0.1525	0.300				0.046
							Horticulture	Ha	0.22634	0.000				0.000
	5805			134	4+5	Machinery	SoilMoistureConservation	TCB	Ha	0.05741	0.580	14.570	75.592	0.033
		KallappagoudaBasanagouda					WasteWeir	No	0.050	2				0.100
							Forestry	Ha	0.1525	0.200				0.031
							Horticulture	Ha	0.22634	0.000				0.000
	5806			135	3	Machinery	SoilMoistureConservation	TCB	Ha	0.05741	1.250	14.570	75.592	0.072
		MudihalUjjappa					WasteWeir	No	0.050	2				0.100
							Forestry	Ha	0.1525	0.200				0.031
							Horticulture	Ha	0.22634	0.000				0.000
	5807			135	1	Machinery	SoilMoistureConservation	TCB	Ha	0.05741	2.600	14.570	75.592	0.149
		MudihalBenkappa					WasteWeir	No	0.050	2				0.100
							Forestry	Ha	0.1525	0.300				0.046
							Horticulture	Ha	0.22634	0.000				0.000
	5808			135	2	Machinery	SoilMoistureConservation	TCB	Ha	0.05741	2.600	14.570	75.592	0.149
		MudihalHanumantappa					WasteWeir	No	0.050	2				0.100
							Forestry	Ha	0.1525	0.300				0.046
							Horticulture	Ha	0.22634	0.000				0.000
	5809			135	3	Machinery	SoilMoistureConservation	TCB	Ha	0.05741	0.580	14.570	75.592	0.033
		Holiyappa Gurushantagouda												

							WasteWeir	No	0.050	2			0.100
							Forestry	Ha	0.1525	0.400			0.061
							Horticulture	Ha	0.22634	0.000			0.000
5810	BasanagoudaBasangoudra		135	4	Machinery	SoilMoistureConservation	TCB	Ha	0.05741	0.580	14.570	75.592	0.033
							WasteWeir	No	0.050	1			0.050

VillageName	Farmer Code	FarmerName	Aadhar Card No	Survey Number	RateType(Manually /Machinery)	ActivityType(SoilMoistureConservationActivity/Water HarvestingActivity)	ActivityName	Unit	UnitCost(InLakhs.)	Proposed Quantity	Latitude(Deg-Min-Sec)	Longitude (Deg-Min-Sec)	TotalCost (InLacs)	Site Photo
							Forestry	Ha	0.1525	0.300			0.046	
							Horticulture	Ha	0.22634	0.000			0.000	
	5811	HoliyappagoudaShekaragoudra		189	89	Machinery	SoilMoistureConservation	TCB	Ha	0.05741	0.830	14.570	75.592	0.048
							WasteWeir	No	0.050	1			0.050	
							Forestry	Ha	0.1525	0.000			0.000	
							Horticulture	Ha	0.22634	0.400			0.091	
	5812	HoliyappagoudaurfPatil Mrutyunjayagouda		189	2	Machinery	SoilMoistureConservation	TCB	Ha	0.05741	0.580	14.570	75.592	0.033
							WasteWeir	No	0.050	2			0.100	
							Forestry	Ha	0.1525	0.200			0.031	
							Horticulture	Ha	0.22634	0.000			0.000	
	5813	HoliyappagoudaurfPatilKaregoudra		189	3	Machinery	SoilMoistureConservation	TCB	Ha	0.05741	0.580	14.570	75.592	0.033
							WasteWeir	No	0.050	1			0.050	
							Forestry	Ha	0.1525	0.000			0.000	
							Horticulture	Ha	0.22634	0.000			0.000	
	5814	KallappagoudraBasanagouda		189	4	Machinery	SoilMoistureConservation	TCB	Ha	0.05741	0.580	14.570	75.592	0.033
							WasteWeir	No	0.050	1			0.050	
							Forestry	Ha	0.1525	0.200			0.031	
							Horticulture	Ha	0.22634	0.000			0.000	
	5815	Hollyppagoud'sgurusanthagowda		189	5	Machinery	SoilMoistureConservation	TCB	Ha	0.05741	0.380	14.570	75.592	0.022
							WasteWeir	No	0.050	0			0.000	
							Forestry	Ha	0.1525	0.300			0.046	
							Horticulture	Ha	0.22634	0.000			0.000	
	5816	Bluseppagoud'sBasanagouda		189	6	Machinery	SoilMoistureConservation	TCB	Ha	0.05741	1.250	14.570	75.592	0.072
							WasteWeir	No	0.050	1			0.050	
							Forestry	Ha	0.1525	0.200			0.031	
							Horticulture	Ha	0.22634	0.000			0.000	
	5817	HollyappaghudaShekhargowda		189	7	Machinery	SoilMoistureConservation	TCB	Ha	0.05741	1.800	14.570	75.592	0.103
							WasteWeir	No	0.050	0			0.000	
							RC	No	0.750	1			0.750	
						WaterHarvestingActivity	FarmPond	No	1.040	1			1.040	
							Forestry	Ha	0.1525	0.000			0.000	
							Horticulture	Ha	0.22634	0.000			0.000	
	5818	HolliappaGaud'sUrfaPatilaMritunjayaguda		189	89	Machinery	SoilMoistureConservation	TCB	Ha	0.05741	0.920	14.570	75.592	0.053
							WasteWeir	No	0.050	2			0.100	
							Forestry	Ha	0.1525	0.000			0.000	
							Horticulture	Ha	0.22634	0.000			0.000	
	5819	HolliappaGaud'sUrfaPatilKaregowda		189	80	Machinery	SoilMoistureConservation	TCB	Ha	0.05741	0.830	14.570	75.592	0.048
							WasteWeir	No	0.050	0			0.000	
							RC	No	0.750	1			0.750	
							Forestry	Ha	0.1525	0.000			0.000	
							Horticulture	Ha	0.22634	0.000			0.000	
	5820	Kallappagoud'sBasanagouda		189	9	Machinery	SoilMoistureConservation	TCB	Ha	0.05741	2.600	14.570	75.592	0.149
							WasteWeir	No	0.050	0			0.000	
							RC	No	0.750	1			0.750	
							Forestry	Ha	0.1525	0.000			0.000	
							Horticulture	Ha	0.22634	0.000			0.000	

4.Net PlanningandProjectactivities

Rsinlakhs

[Chapter-IV]4.4DetailsofProposedSoilMoistureConservationandWaterHarvestingActivities

Halageri4D4C5T2c

VillageName	Farmer Code	FarmerName	Aadhar Card No	Survey Number	RateType (Manually/Machinery)	ActivityType(SoilMoisture ConservationActivity/WaterHarvestingActivity)	ActivityName	Unit	UnitCost(InLakhs.)	Proposed Quantity	Latitude (Deg-Min-Sec)	Longitude (Deg-Min-Sec)	TotalCost(InLacs)	Site Photo
Halageri 4D4C5T2c	5821	DesurMariyappa		10	2 <sub>a</sub>	Machinery	SoilMoistureConservation	TCB	Ha	0.05741	0.8400	14.584	75.614	0.048
								WasteWair	No	0.0500	2			0.100
								Forestry	Ha	0.1525	0.200			0.031
								Horticulture	Ha	0.22634	0.000			0.000
	5822	DesurDonneppa		10	2 <sub>b</sub>	Machinery	SoilMoistureConservation	TCB	Ha	0.05741	1.1700	14.584	75.614	0.067
								WasteWair	No	0.0500	4			0.200
								Forestry	Ha	0.1525	0.000			0.000
								Horticulture	Ha	0.22634	0.000			0.000
	5823	SiddappaHosamani		10	1 <sub>a</sub>	Machinery	SoilMoistureConservation	TCB	Ha	0.05741	1.0000	14.584	75.614	0.057
								WasteWair	No	0.0500	1			0.050
								Forestry	Ha	0.1525	0.000			0.000
								Horticulture	Ha	0.22634	0.000			0.000
5824	BisalahalliHasanasab		10	1 <sub>f</sub>	Machinery	SoilMoistureConservation	TCB	Ha	0.05741	1.0700	14.584	75.614	0.061	
							WasteWair	No	0.0500	4			0.200	
							Forestry	Ha	0.1525	0.200			0.031	
							Horticulture	Ha	0.22634	0.000			0.000	
5825	SubhanasabBisalahalli		10	1 <sub>d</sub>	Machinery	SoilMoistureConservation	TCB	Ha	0.05741	0.5300	14.584	75.614	0.030	
							WasteWair	No	0.0500	2			0.100	
							Forestry	Ha	0.1525	0.000			0.000	
							Horticulture	Ha	0.22634	0.000			0.000	
5826	PatilBasanagouda		10	1 <sub>b</sub>	Machinery	SoilMoistureConservation	TCB	Ha	0.05741	4.6300	14.584	75.614	0.266	
							WasteWair	No	0.0500	0			0.000	
							Forestry	Ha	0.1525	0.000			0.000	
							Horticulture	Ha	0.22634	0.000			0.000	
5827	PraveenHosamani		10	3	Machinery	SoilMoistureConservation	TCB	Ha	0.05741	1.2000	14.584	75.614	0.069	
							WasteWair	No	0.0500	2			0.100	
							Forestry	Ha	0.1525	0.000			0.000	
							Horticulture	Ha	0.22634	0.000			0.000	
5828	BabuHosamani		10	4	Machinery	SoilMoistureConservation	TCB	Ha	0.05741	1.0000	14.584	75.614	0.057	
							WasteWair	No	0.0500	4			0.200	
							Forestry	Ha	0.1525	0.000			0.000	
							Horticulture	Ha	0.22634	0.000			0.000	
5829	DadapeerBisalahalli		10	5	Machinery	SoilMoistureConservation	TCB	Ha	0.05741	0.5400	14.584	75.614	0.031	
							WasteWair	No	0.0500	2			0.100	
							Forestry	Ha	0.1525	0.400			0.061	
							Horticulture	Ha	0.22634	0.000			0.000	
5830	HadapadurfSannamaniShankar		13	1 <sub>a</sub>	Machinery	SoilMoistureConservation	TCB	Ha	0.05741	0.6600	14.584	75.614	0.038	
							WasteWair	No	0.0500	2			0.100	
							Forestry	Ha	0.1525	0.200			0.031	
							Horticulture	Ha	0.22634	0.000			0.000	
5831	SannamaniurfHadapadBasavaraj		13	1 <sub>f</sub>	Machinery	SoilMoistureConservation	TCB	Ha	0.05741	1.3000	14.584	75.614	0.075	
							WasteWair	No	0.0500	2			0.100	
							Forestry	Ha	0.1525	0.000			0.000	
							RubbleCheck	No	0.75	1			0.750	
5832	HadapadaKarabasappa		13	1 <sub>b</sub>	Machinery	SoilMoistureConservation	TCB	Ha	0.05741	0.6500	14.584	75.614	0.037	
							WasteWair	No	0.0500	1			0.050	
							Forestry	Ha	0.1525	0.000			0.000	

							Horticulture	Ha	0.22634	0.000			0.000
5833	ManjappaKadur		13	2B	Machinery	SoilMoistureConservation	TCB	Ha	0.05741	0.8000	14.584	75.614	0.046
							WasteWair	No	0.0500	0			0.000
							Forestry	Ha	0.1525	0.000			0.000
							Horticulture	Ha	0.22634	0.000			0.000
5834	ManigarSavitrakomGuddappa		13	2B	Machinery	SoilMoistureConservation	TCB	Ha	0.05741	0.8800	14.584	75.614	0.051
							WasteWair	No	0.0500	2			0.100



VillageName	Farmer Code	FarmerName	Aadhar CardNo	Survey Number	RateType(Manualy/Machinery)	ActivityType(SoilMoistureConservationActivity/WaterHarvestingActivity)	ActivityName	Unit	UnitCost(InLakhs.)	Proposed Quantity	Latitude(Deg-Min-Sec)	Longitude(Deg-Min-Sec)	TotalCost(InLacs)	Site Photo
							Forestry	Ha	0.1525	0.300			0.046	
							Horticulture	Ha	0.22634	0.000			0.000	
	5835	AshokKadur		13	2a	Machinery	SoilMoistureConservation	TCB	Ha	0.05741	0.8800	14.584	75.614	0.051
							WasteWair	No	0.0500	1			0.050	
							Forestry	Ha	0.1525	0.300			0.046	
							Horticulture	Ha	0.22634	0.000			0.000	
	5836	KannappalavaraChandrappa		14	1a	Machinery	SoilMoistureConservation	TCB	Ha	0.05741	1.8000	14.584	75.614	0.103
							WasteWair	No	0.0500	2			0.100	
							Forestry	Ha	0.1525	0.300			0.046	
							Horticulture	Ha	0.22634	0.000			0.000	
	5837	KallappagoudraSomanagouda		14	1a	Machinery	SoilMoistureConservation	TCB	Ha	0.05741	2.2000	14.584	75.614	0.126
							WasteWair	No	0.0500	2			0.100	
							Forestry	Ha	0.1525	0.400			0.061	
							Horticulture	Ha	0.22634	0.000			0.000	
	5838	KaregoudaSannagoudaMalagoudra		14	2	Machinery	SoilMoistureConservation	TCB	Ha	0.05741	2.0300	14.584	75.614	0.117
							WasteWair	No	0.0500	4			0.200	
							Forestry	Ha	0.1525	0.400			0.061	
							Horticulture	Ha	0.22634	0.000			0.000	
	5839	KallappagoudraRamanagouda		14	3	Machinery	SoilMoistureConservation	TCB	Ha	0.05741	2.2200	14.584	75.614	0.127
							WasteWair	No	0.0500	4			0.200	
							Forestry	Ha	0.1525	0.300			0.046	
							Horticulture	Ha	0.22634	0.000			0.000	
	5840	KallappagoudraViranagouda		15	1	Machinery	SoilMoistureConservation	TCB	Ha	0.05741	1.4500	14.584	75.614	0.083
							WasteWair	No	0.0500	0			0.000	
							Forestry	Ha	0.1525	0.000			0.000	
							Horticulture	Ha	0.22634	0.000			0.000	
	5841	SiddanagoudaKarabasallavara		15	2	Machinery	SoilMoistureConservation	TCB	Ha	0.05741	1.3800	14.584	75.614	0.079
							WasteWair	No	0.0500	2			0.100	
							Forestry	Ha	0.1525	0.000			0.000	
							Horticulture	Ha	0.22634	0.000			0.000	
	5842	SiddanagoudaKarabasallavara		15	3	Machinery	SoilMoistureConservation	TCB	Ha	0.05741	3.0100	14.584	75.614	0.173
							WasteWair	No	0.0500	4			0.200	
							Forestry	Ha	0.1525	0.300			0.046	
							Horticulture	Ha	0.22634	2.500			0.566	
	5843	BasanagoudaKarabasallavara		15	4	Machinery	SoilMoistureConservation	TCB	Ha	0.05741	1.4200	14.584	75.614	0.082
							WasteWair	No	0.0500	2			0.100	
							Forestry	Ha	0.1525	0.000			0.000	
							Horticulture	Ha	0.22634	0.000			0.000	
	5844	ManjanagoudaKarabasallavara		15	5	Machinery	SoilMoistureConservation	TCB	Ha	0.05741	1.3800	14.584	75.614	0.079
							WasteWair	No	0.0500	2			0.100	
							Forestry	Ha	0.1525	0.000			0.000	
							Horticulture	Ha	0.22634	0.000			0.000	
	5845	Uma Karabasallavara		15	6	Machinery	SoilMoistureConservation	TCB	Ha	0.05741	1.2000	14.584	75.614	0.069
							WasteWair	No	0.0500	2			0.100	
							Forestry	Ha	0.1525	0.000			0.000	
							Horticulture	Ha	0.22634	0.000			0.000	
	5846	SomanagoudaKarabasallavara		15	7	Machinery	SoilMoistureConservation	TCB	Ha	0.05741	1.2000	14.584	75.614	0.069
							WasteWair	No	0.0500	2			0.100	
							Forestry	Ha	0.1525	0.200			0.031	
							Horticulture	Ha	0.22634	0.000			0.000	

	5847	KannappalavaraHanumantappa		16	1	Machinery	SoilMoistureConservation	TCB	Ha	0.05741	1.7900	14.584	75.614	0.103
								WasteWair	No	0.0500	2			0.100
								Forestry	Ha	0.1525	0.400			0.061
								Horticulture	Ha	0.22634	0.000			0.000
	5848	KannappalavaraShivappa		16	2	Machinery	SoilMoistureConservation	TCB	Ha	0.05741	1.6000	14.584	75.614	0.092
								WasteWair	No	0.0500	0			0.000

VillageName	Farmer Code	FarmerName	Aadhar CardNo	Survey Number	RateType(Manualy/Machinery)	ActivityType(SoilMoistureConservationActivity/WaterHarvestingActivity)	ActivityName	Unit	UnitCost(InLakhs.)	Proposed Quantity	Latitude(Deg-Min-Sec)	Longitude(Deg-Min-Sec)	TotalCost(InLacs)	Site Photo
							Forestry	Ha	0.1525	0.000			0.000	
							Horticulture	Ha	0.22634	0.000			0.000	
	5849	BharamappaBasavanneppaKannappalavara		16 3	Machinery	SoilMoistureConservation	TCB	Ha	0.05741	0.7000	14.584	75.614	0.040	
							WasteWair	No	0.0500	0			0.000	
							Forestry	Ha	0.1525	0.000			0.000	
							Horticulture	Ha	0.22634	0.000			0.000	
	5850	KannappalavaraAjappa		16 4	Machinery	SoilMoistureConservation	TCB	Ha	0.05741	1.2000	14.584	75.614	0.069	
							WasteWair	No	0.0500	2			0.100	
							Forestry	Ha	0.1525	0.300			0.046	
							Horticulture	Ha	0.22634	0.000			0.000	
	5851	ShambhuBasavanneppaKannappalavara		16 5	Machinery	SoilMoistureConservation	TCB	Ha	0.05741	0.7000	14.584	75.614	0.040	
							WasteWair	No	0.0500	0			0.000	
							Forestry	Ha	0.1525	0.000			0.000	
							Horticulture	Ha	0.22634	0.000			0.000	
	5852	MalagoudraShivanand		17 6a	Machinery	SoilMoistureConservation	TCB	Ha	0.05741	0.8000	14.584	75.614	0.046	
							WasteWair	No	0.0500	1			0.050	
							Forestry	Ha	0.1525	0.000			0.000	
							Horticulture	Ha	0.22634	0.000			0.000	
	5853	KodihalliChandrappa		17 1	Machinery	SoilMoistureConservation	TCB	Ha	0.05741	2.0600	14.584	75.614	0.118	
							WasteWair	No	0.0500	2			0.100	
							Forestry	Ha	0.1525	0.000			0.000	
							Horticulture	Ha	0.22634	0.000			0.000	
	5854	MalagoudraSuresh		17 2	Machinery	SoilMoistureConservation	TCB	Ha	0.05741	1.0500	14.584	75.614	0.060	
							WasteWair	No	0.0500	2			0.100	
							Forestry	Ha	0.1525	0.000			0.000	
							Horticulture	Ha	0.22634	0.000			0.000	
	5855	SannappaTirukappaMalagoudra		17 3	Machinery	SoilMoistureConservation	TCB	Ha	0.05741	0.4100	14.584	75.614	0.024	
							WasteWair	No	0.0500	2			0.100	
							Forestry	Ha	0.1525	0.000			0.000	
							Horticulture	Ha	0.22634	0.000			0.000	
	5856	MalagoudraRamanagouda		17 4	Machinery	SoilMoistureConservation	TCB	Ha	0.05741	0.5700	14.584	75.614	0.033	
							WasteWair	No	0.0500	1			0.050	
							Forestry	Ha	0.1525	0.000			0.000	
							Horticulture	Ha	0.22634	0.000			0.000	
	5857	KodihalliRudrappa		17 6b	Machinery	SoilMoistureConservation	TCB	Ha	0.05741	1.1200	14.584	75.614	0.064	
							WasteWair	No	0.0500	2			0.100	
							Forestry	Ha	0.1525	0.000			0.000	
							Horticulture	Ha	0.22634	0.000			0.000	
	5858	MalagoudraKarabasappaKaregouda		17 6c	Machinery	SoilMoistureConservation	TCB	Ha	0.05741	1.1000	14.584	75.614	0.063	
							WasteWair	No	0.0500	0			0.000	
							Forestry	Ha	0.1525	0.300			0.046	
							Horticulture	Ha	0.22634	0.000			0.000	
	5859	MallagoudraKarabasappaKaregouda		17 7	Machinery	SoilMoistureConservation	TCB	Ha	0.05741	0.5000	14.584	75.614	0.029	
							WasteWair	No	0.0500	0			0.000	
							Forestry	Ha	0.1525	0.000			0.000	
							Horticulture	Ha	0.22634	0.000			0.000	
	5860	MalagoudraShivananadbinKaregoda		17 8	Machinery	SoilMoistureConservation	TCB	Ha	0.05741	0.8000	14.584	75.614	0.046	
							WasteWair	No	0.0500	2			0.100	
							Forestry	Ha	0.1525	0.200			0.031	
							Horticulture	Ha	0.22634	0.000			0.000	

	5861	NinganagoudraVeeranagouda		18	1a	Machinery	SoilMoistureConservation	TCB	Ha	0.05741	1.4100	14.584	75.614	0.081
								WasteWair	No	0.0500	2			0.100
								Forestry	Ha	0.1525	0.300			0.046
								Horticulture	Ha	0.22634	0.000			0.000
	5862	ChandrakalakomBasappaKudapali		18	1a	Machinery	SoilMoistureConservation	TCB	Ha	0.05741	1.2000	14.584	75.614	0.069
								WasteWair	No	0.0500	2			0.100

VillageName	Farmer Code	FarmerName	Aadhar CardNo	Survey Number	RateType(Manualy/Machinery)	ActivityType(SoilMoistureConservationActivity/WaterHarvestingActivity)	ActivityName	Unit	UnitCost(InLakhs.)	Proposed Quantity	Latitude(Deg-Min-Sec)	Longitude (Deg-Min-Sec)	TotalCost(InLacs)	Site Photo
							Forestry	Ha	0.1525	0.000			0.000	
							Horticulture	Ha	0.22634	0.000			0.000	
	5863	NinganagoudraChannabasanagoudaShivanagouda		18 3a	Machinery	SoilMoistureConservation	TCB	Ha	0.05741	1.3900	14.584	75.614	0.080	
							WasteWair	No	0.0500	2			0.100	
							Forestry	Ha	0.1525	0.000			0.000	
							Horticulture	Ha	0.22634	0.000			0.000	
	5864	NinganagoudraJayamma		18 3f	Machinery	SoilMoistureConservation	TCB	Ha	0.05741	0.6900	14.584	75.614	0.040	
							WasteWair	No	0.0500	1			0.050	
							Forestry	Ha	0.1525	0.000			0.000	
							Horticulture	Ha	0.22634	0.000			0.000	
	5865	SivappaBirappaKodari		18 3a	Machinery	SoilMoistureConservation	TCB	Ha	0.05741	0.6900	14.584	75.614	0.040	
							WasteWair	No	0.0500	2			0.100	
							Forestry	Ha	0.1525	0.000			0.000	
							Horticulture	Ha	0.22634	0.000			0.000	
	5866	ChandrakalacomBasappaKudapali		18 1a	Machinery	SoilMoistureConservation	TCB	Ha	0.05741	1.2000	14.584	75.614	0.069	
							WasteWair	No	0.0500	2			0.100	
							Forestry	Ha	0.1525	0.000			0.000	
							Horticulture	Ha	0.22634	0.000			0.000	
	5867	KudupaliTirakappa		18 2	Machinery	SoilMoistureConservation	TCB	Ha	0.05741	2.4700	14.584	75.614	0.142	
							WasteWair	No	0.0500	4			0.200	
							Forestry	Ha	0.1525	0.000			0.000	
							Horticulture	Ha	0.22634	0.000			0.000	
	5868	SivappaBirappakodari		18 3a	Machinery	SoilMoistureConservation	TCB	Ha	0.05741	0.6900	14.584	75.614	0.040	
							WasteWair	No	0.0500	0			0.000	
							Forestry	Ha	0.1525	0.400			0.061	
							Horticulture	Ha	0.22634	0.000			0.000	
	5869	MudihalBasappa		18 4+5	Machinery	SoilMoistureConservation	TCB	Ha	0.05741	1.7400	14.584	75.614	0.100	
							WasteWair	No	0.0500	4			0.200	
							Forestry	Ha	0.1525	0.000			0.000	
							Horticulture	Ha	0.22634	0.000			0.000	
	5870	MudihalKarabasappa		18 4+5	Machinery	SoilMoistureConservation	TCB	Ha	0.05741	1.1000	14.584	75.614	0.063	
							WasteWair	No	0.0500	0			0.000	
							Forestry	Ha	0.1525	0.000			0.000	
							Horticulture	Ha	0.22634	0.000			0.000	
	5871	Mudihalkarabasappa		19 1+2	Machinery	SoilMoistureConservation	TCB	Ha	0.05741	1.1900	14.584	75.614	0.068	
							WasteWair	No	0.0500	2			0.100	
							Forestry	Ha	0.1525	2.000			0.305	
							Horticulture	Ha	0.22634	0.000			0.000	
	5872	HadimaniShankaragouda		19 1+2b	Machinery	SoilMoistureConservation	TCB	Ha	0.05741	1.8800	14.584	75.614	0.108	
							WasteWair	No	0.0500	2			0.100	
							Forestry	Ha	0.1525	0.000			0.000	
							Horticulture	Ha	0.22634	0.000			0.000	
	5873	Mudihalkarabasappa		19 1+2a	Machinery	SoilMoistureConservation	TCB	Ha	0.05741	1.2000	14.584	75.614	0.069	
							WasteWair	No	0.0500	4			0.200	
							Forestry	Ha	0.1525	0.000			0.000	
							Horticulture	Ha	0.22634	0.000			0.000	
	5874	GundappalavaraurfBanakaraJayappa		19 1+2f	Machinery	SoilMoistureConservation	TCB	Ha	0.05741	2.0800	14.584	75.614	0.119	
							WasteWair	No	0.0500	2			0.100	
							Forestry	Ha	0.1525	0.400			0.061	
							Horticulture	Ha	0.22634	0.000			0.000	

	5875	PatilaShakuntala		19	1+2 <sub>a</sub>	Machinery	SoilMoistureConservation	TCB	Ha	0.05741	2.1800	14.584	75.614	0.125
								WasteWair	No	0.0500	4			0.200
								Forestry	Ha	0.1525	0.000			0.000
								Horticulture	Ha	0.22634	0.000			0.000
	5876	BillalliMalleshappa		19	1+2 <sub>b</sub>	Machinery	SoilMoistureConservation	TCB	Ha	0.05741	1.8800	14.584	75.614	0.108
								WasteWair	No	0.0500	4			0.200

VillageName	Farmer Code	FarmerName	Aadhar CardNo	Survey Number	RateType(Manualy/Machinery)	ActivityType(SoilMoistureConservationActivity/WaterHarvestingActivity)	ActivityName	Unit	UnitCost(InLakhs.)	Proposed Quantity	Latitude(Deg-Min-Sec)	Longitude(Deg-Min-Sec)	TotalCost(InLacs)	Site Photo
							Forestry	Ha	0.1525	0.400			0.061	
							Horticulture	Ha	0.22634	0.000			0.000	
	5877	MudihalBenkappa		19	1+2	Machinery	SoilMoistureConservation	TCB	Ha	0.05741	1.1900	14.584	75.614	0.068
							WasteWair	No	0.0500	2			0.100	
							Forestry	Ha	0.1525	0.000			0.000	
							Horticulture	Ha	0.22634	0.000			0.000	
	5878	MudihalKarabasappa		19	1+2	Machinery	SoilMoistureConservation	TCB	Ha	0.05741	1.2000	14.584	75.614	0.069
							WasteWair	No	0.0500	2			0.100	
							Forestry	Ha	0.1525	0.000			0.000	
							Horticulture	Ha	0.22634	0.000			0.000	
	5879	GundappalavarurfBanakaraJayappa		19	1+2	Machinery	SoilMoistureConservation	TCB	Ha	0.05741	2.0800	14.584	75.614	0.119
							WasteWair	No	0.0500	4			0.200	
							Forestry	Ha	0.1525	0.000			0.000	
							Horticulture	Ha	0.22634	0.000			0.000	
	5880	GundappalavarurfBanakarJayappa		19	1+2	Machinery	SoilMoistureConservation	TCB	Ha	0.05741	2.0800	14.584	75.614	0.119
							WasteWair	No	0.0500	0			0.000	
							Forestry	Ha	0.1525	0.000			0.000	
							Horticulture	Ha	0.22634	0.000			0.000	
	5881	ChannabasanagoudaSomanagoudaHadiamani		20	3	Machinery	SoilMoistureConservation	TCB	Ha	0.05741	1.6000	14.584	75.614	0.092
							WasteWair	No	0.0500	2			0.100	
							Forestry	Ha	0.1525	0.200			0.031	
							Horticulture	Ha	0.22634	0.000			0.000	
	5882	HadimaniRajashekharagouda		20	3	Machinery	SoilMoistureConservation	TCB	Ha	0.05741	1.5100	14.584	75.614	0.087
							WasteWair	No	0.0500	2			0.100	
							Forestry	Ha	0.1525	0.300			0.046	
							Horticulture	Ha	0.22634	0.000			0.000	
	5883	HadiamaniSrijit		20	1	Machinery	SoilMoistureConservation	TCB	Ha	0.05741	0.6100	14.584	75.614	0.035
							WasteWair	No	0.0500	2			0.100	
							Forestry	Ha	0.1525	0.000			0.000	
							Horticulture	Ha	0.22634	0.000			0.000	
	5884	HadimaniVeereshSankaragouda		20	2	Machinery	SoilMoistureConservation	TCB	Ha	0.05741	1.2000	14.584	75.614	0.069
							WasteWair	No	0.0500	4			0.200	
							Forestry	Ha	0.1525	0.000			0.000	
							Horticulture	Ha	0.22634	0.000			0.000	
	5885	ChannabasanagoudaSomanagoudaHadimani		20	3	Machinery	SoilMoistureConservation	TCB	Ha	0.05741	1.6000	14.584	75.614	0.092
							WasteWair	No	0.0500	2			0.100	
							Forestry	Ha	0.1525	0.000			0.000	
							Horticulture	Ha	0.22634	0.000			0.000	
	5886	HadimaniRajashekharagouda		20	3	Machinery	SoilMoistureConservation	TCB	Ha	0.05741	1.5100	14.584	75.614	0.087
							WasteWair	No	0.0500	4			0.200	
							Forestry	Ha	0.1525	0.400			0.061	
							Horticulture	Ha	0.22634	0.000			0.000	
	5887	SiddanagoudaManjanagoudaKaregoudaHadimanasda		20	4	Machinery	SoilMoistureConservation	TCB	Ha	0.05741	3.0300	14.584	75.614	0.174
							WasteWair	No	0.0500	4			0.200	
							Forestry	Ha	0.1525	0.400			0.061	
							Horticulture	Ha	0.22634	0.000			0.000	
	5888	HadimaniRajashekharagouda		20	5	Machinery	SoilMoistureConservation	TCB	Ha	0.05741	0.6100	14.584	75.614	0.035
							WasteWair	No	0.0500	2			0.100	
							Forestry	Ha	0.1525	0.000			0.000	
							Horticulture	Ha	0.22634	0.000			0.000	

	5889	HadiamaniShankaragouda		20	6	Machinery	SoilMoistureConservation	TCB	Ha	0.05741	0.6100	14.584	75.614	0.035
								WasteWair	No	0.0500	2			0.100
								Forestry	Ha	0.1525	0.000			0.000
								Horticulture	Ha	0.22634	0.000			0.000
	5890	HadimaniBasanagouda		20	7	Machinery	SoilMoistureConservation	TCB	Ha	0.05741	0.6100	14.584	75.614	0.035
								WasteWair	No	0.0500	2			0.100



VillageName	Farmer Code	FarmerName	Aadhar CardNo	Survey Number	RateType(Manualy/Machinery)	ActivityType(SoilMoistureConservationActivity/WaterHarvestingActivity)	ActivityName	Unit	UnitCost(InLakhs.)	Proposed Quantity	Latitude(Deg-Min-Sec)	Longitude(Deg-Min-Sec)	TotalCost(InLacs)	Site Photo
							Forestry	Ha	0.1525	0.200			0.031	
							Horticulture	Ha	0.22634	0.000			0.000	
	5891	ChannabasanagoudaRudragoudaKaregoudra		20	8	Machinery	SoilMoistureConservation	TCB	Ha	0.05741	1.2000	14.584	75.614	0.069
							WasteWair	No	0.0500	2			0.100	
							Forestry	Ha	0.1525	0.000			0.000	
							Horticulture	Ha	0.22634	0.000			0.000	
	5892	SantoshHuggi		21	2a	Machinery	SoilMoistureConservation	TCB	Ha	0.05741	1.0200	14.584	75.614	0.059
							WasteWair	No	0.0500	2			0.100	
							Forestry	Ha	0.1525	0.000			0.000	
							Horticulture	Ha	0.22634	0.000			0.000	
	5893	SalageriDevarajChandrappa		21	2a	Machinery	SoilMoistureConservation	TCB	Ha	0.05741	2.0000	14.584	75.614	0.115
							WasteWair	No	0.0500	4			0.200	
							Forestry	Ha	0.1525	0.300			0.046	
							Horticulture	Ha	0.22634	0.000			0.000	
	5894	VijayakumarHuggi		21	1	Machinery	SoilMoistureConservation	TCB	Ha	0.05741	2.0200	14.584	75.614	0.116
							WasteWair	No	0.0500	4			0.200	
							Forestry	Ha	0.1525	0.000			0.000	
							Horticulture	Ha	0.22634	0.000			0.000	
	5895	JagadishaHuggi		21	3	Machinery	SoilMoistureConservation	TCB	Ha	0.05741	1.0000	14.584	75.614	0.057
							WasteWair	No	0.0500	2			0.100	
							Forestry	Ha	0.1525	0.000			0.000	
							Horticulture	Ha	0.22634	0.000			0.000	
	5896	MuradappaKoppada		22	1	Machinery	SoilMoistureConservation	TCB	Ha	0.05741	3.4500	14.584	75.614	0.198
							WasteWair	No	0.0500	4			0.200	
							Forestry	Ha	0.1525	0.400			0.061	
							Horticulture	Ha	0.22634	0.000			0.000	
	5897	MadanRavindraNayak		22	2	Machinery	SoilMoistureConservation	TCB	Ha	0.05741	1.4500	14.584	75.614	0.083
							WasteWair	No	0.0500	4			0.200	
							Forestry	Ha	0.1525	0.000			0.000	
							Horticulture	Ha	0.22634	0.000			0.000	
	5898	NavinRavindraNayak		22	3	Machinery	SoilMoistureConservation	TCB	Ha	0.05741	0.8000	14.584	75.614	0.046
							WasteWair	No	0.0500	2			0.100	
							Forestry	Ha	0.1525	0.200			0.031	
							Horticulture	Ha	0.22634	0.000			0.000	
	5899	KiranRavindraNayak		22	4	Machinery	SoilMoistureConservation	TCB	Ha	0.05741	1.2000	14.584	75.614	0.069
							WasteWair	No	0.0500	2			0.100	
							Forestry	Ha	0.1525	0.200			0.031	
							Horticulture	Ha	0.22634	0.000			0.000	
	5900	MalagiShivanagouda		29	1	Machinery	SoilMoistureConservation	TCB	Ha	0.05741	0.2800	14.584	75.614	0.016
							WasteWair	No	0.0500	1			0.050	
							Forestry	Ha	0.1525	0.000			0.000	
							Horticulture	Ha	0.22634	0.000			0.000	
	5901	MalagiShanakragoudaKaregouda		29	2	Machinery	SoilMoistureConservation	TCB	Ha	0.05741	0.2700	14.584	75.614	0.016
							WasteWair	No	0.0500	2			0.100	
							Forestry	Ha	0.1525	0.300			0.046	
							Horticulture	Ha	0.22634	0.000			0.000	
	5902	MalagiChannabasanagouda		29	3	Machinery	SoilMoistureConservation	TCB	Ha	0.05741	0.2600	14.584	75.614	0.015
							WasteWair	No	0.0500	2			0.100	
							Forestry	Ha	0.1525	0.000			0.000	
							Horticulture	Ha	0.22634	0.000			0.000	

	5903	MalagiSiddanagouda		29	4	Machinery	SoilMoistureConservation	TCB	Ha	0.05741	0.2500	14.584	75.614	0.014
								WasteWair	No	0.0500	0			0.000
								Forestry	Ha	0.1525	0.000			0.000
								Horticulture	Ha	0.22634	0.000			0.000
	5904	HanumantagoudaBharamagoudaMalagi		29	5	Machinery	SoilMoistureConservation	TCB	Ha	0.05741	0.5900	14.584	75.614	0.034
								WasteWair	No	0.0500	2			0.100

VillageName	Farmer Code	FarmerName	Aadhar CardNo	Survey Number	RateType(Manualy/Machinery)	ActivityType(SoilMoistureConservationActivity/WaterHarvestingActivity)	ActivityName	Unit	UnitCost(InLakhs.)	Proposed Quantity	Latitude(Deg-Min-Sec)	Longitude(Deg-Min-Sec)	TotalCost(InLacs)	Site Photo
							Forestry	Ha	0.1525	0.000			0.000	
							Horticulture	Ha	0.22634	0.000			0.000	
	5905	MalagiHanumantagouda		29	6	Machinery	SoilMoistureConservation	TCB	Ha	0.05741	0.3600	14.584	75.614	0.021
							WasteWair	No	0.0500	1				0.050
							Forestry	Ha	0.1525	0.000				0.000
							Horticulture	Ha	0.22634	0.000				0.000
	5906	MalagiMahadevagouda		29	7	Machinery	SoilMoistureConservation	TCB	Ha	0.05741	0.3200	14.584	75.614	0.018
							WasteWair	No	0.0500	0				0.000
							Forestry	Ha	0.1525	0.000				0.000
							Horticulture	Ha	0.22634	0.000				0.000
	5907	MalagiPrabhugoudaShivanagouda		29	8	Machinery	SoilMoistureConservation	TCB	Ha	0.05741	0.5400	14.584	75.614	0.031
							WasteWair	No	0.0500	2				0.100
							Forestry	Ha	0.1525	0.000				0.000
							Horticulture	Ha	0.22634	0.000				0.000
	5908	MalagiShivanagouda		30	3a	Machinery	SoilMoistureConservation	TCB	Ha	0.05741	1.0600	14.584	75.614	0.061
							WasteWair	No	0.0500	2				0.100
							Forestry	Ha	0.1525	0.300				0.046
							Horticulture	Ha	0.22634	0.000				0.000
	5909	PrabhugoudaShivanagoudaMalagi		30	3a	Machinery	SoilMoistureConservation	TCB	Ha	0.05741	0.5700	14.584	75.614	0.033
							WasteWair	No	0.0500	2				0.100
							Forestry	Ha	0.1525	0.000				0.000
							Horticulture	Ha	0.22634	0.000				0.000
	5910	MalagiHanumantagouda		30	3a	Machinery	SoilMoistureConservation	TCB	Ha	0.05741	0.5700	14.584	75.614	0.033
							WasteWair	No	0.0500	2				0.100
							Forestry	Ha	0.1525	0.000				0.000
							Horticulture	Ha	0.22634	0.000				0.000
	5911	HanumantagoudaBharamagoudaMalagi		30	3a	Machinery	SoilMoistureConservation	TCB	Ha	0.05741	0.5700	14.584	75.614	0.033
							WasteWair	No	0.0500	2				0.100
							Forestry	Ha	0.1525	0.000				0.000
							Horticulture	Ha	0.22634	0.000				0.000
	5912	MalagiShivanagoudaRudragouda		30	1	Machinery	SoilMoistureConservation	TCB	Ha	0.05741	0.5000	14.584	75.614	0.029
							WasteWair	No	0.0500	2				0.100
							Forestry	Ha	0.1525	0.200				0.031
							Horticulture	Ha	0.22634	0.000				0.000
	5913	MalagiChannabasanagouda		30	2	Machinery	SoilMoistureConservation	TCB	Ha	0.05741	0.5000	14.584	75.614	0.029
							WasteWair	No	0.0500	2				0.100
							Forestry	Ha	0.1525	0.000				0.000
							Horticulture	Ha	0.22634	0.000				0.000
	5914	MalagiMahadevagouda		30	3a	Machinery	SoilMoistureConservation	TCB	Ha	0.05741	0.4000	14.584	75.614	0.023
							WasteWair	No	0.0500	2				0.100
							Forestry	Ha	0.1525	0.000				0.000
							Horticulture	Ha	0.22634	0.000				0.000
	5915	MalagiKaregouda		30	4	Machinery	SoilMoistureConservation	TCB	Ha	0.05741	1.0200	14.584	75.614	0.059
							WasteWair	No	0.0500	2				0.100
							Forestry	Ha	0.1525	0.000				0.000
							Horticulture	Ha	0.22634	0.000				0.000
	5916	HanumantagoudaBharamagoudaMalagi		30	5	Machinery	SoilMoistureConservation	TCB	Ha	0.05741	0.1900	14.584	75.614	0.011
							WasteWair	No	0.0500	1				0.050
							Forestry	Ha	0.1525	0.000				0.000
							Horticulture	Ha	0.22634	0.000				0.000

	5917	HanumantagoudaBharamagoudaMalagi		30	6	Machinery	SoilMoistureConservation	TCB	Ha	0.05741	0.1800	14.584	75.614	0.010
								WasteWair	No	0.0500	0			0.000
								Forestry	Ha	0.1525	0.000			0.000
								Horticulture	Ha	0.22634	0.000			0.000
	5918	MalagiVeeranagouda		30	7	Machinery	SoilMoistureConservation	TCB	Ha	0.05741	0.4000	14.584	75.614	0.023
								WasteWair	No	0.0500	2			0.100

VillageName	Farmer Code	FarmerName	Aadhar CardNo	Survey Number	RateType(Manualy/Machinery)	ActivityType(SoilMoistureConservationActivity/WaterHarvestingActivity)	ActivityName	Unit	UnitCost(InLakhs.)	Proposed Quantity	Latitude(Deg-Min-Sec)	Longitude(Deg-Min-Sec)	TotalCost(InLacs)	Site Photo
							Forestry	Ha	0.1525	0.000			0.000	
							Horticulture	Ha	0.22634	0.000			0.000	
	5919	MalagiVeeranagouda		30	7	Machinery	SoilMoistureConservation	TCB	Ha	0.05741	0.4000	14.584	75.614	0.023
							WasteWair	No	0.0500	2			0.100	
							Forestry	Ha	0.1525	0.000			0.000	
							Horticulture	Ha	0.22634	0.000			0.000	
	5920	PrabhugoudaShivanagoudaMalagi		30	8	Machinery	SoilMoistureConservation	TCB	Ha	0.05741	0.4600	14.584	75.614	0.026
							WasteWair	No	0.0500	2			0.100	
							Forestry	Ha	0.1525	0.300			0.046	
							Horticulture	Ha	0.22634	0.000			0.000	
	5921	KallappagoudraSomanagouda		31	1	Machinery	SoilMoistureConservation	TCB	Ha	0.05741	1.3000	14.584	75.614	0.075
							WasteWair	No	0.0500	2			0.100	
							Forestry	Ha	0.1525	0.000			0.000	
							Horticulture	Ha	0.22634	0.000			0.000	
	5922	KallappagoudraSomanagouda		31	2	Machinery	SoilMoistureConservation	TCB	Ha	0.05741	2.7600	14.584	75.614	0.158
							WasteWair	No	0.0500	4			0.200	
							Forestry	Ha	0.1525	0.200			0.031	
							Horticulture	Ha	0.22634	0.400			0.091	
	5923	KallappagoudraLinganagouda		31	3	Machinery	SoilMoistureConservation	TCB	Ha	0.05741	1.2900	14.584	75.614	0.074
							WasteWair	No	0.0500	2			0.100	
							Forestry	Ha	0.1525	0.300			0.046	
							Horticulture	Ha	0.22634	0.000			0.000	
	5924	SannagoudraLinganagouda		32	1g	Machinery	SoilMoistureConservation	TCB	Ha	0.05741	1.2000	14.584	75.614	0.069
							WasteWair	No	0.0500	2			0.100	
							Forestry	Ha	0.1525	0.000			0.000	
							Horticulture	Ha	0.22634	0.000			0.000	
	5925	Nandihallikariyavva		32	1g	Machinery	SoilMoistureConservation	TCB	Ha	0.05741	1.2900	14.584	75.614	0.074
							WasteWair	No	0.0500	2			0.100	
							Forestry	Ha	0.1525	2.000			0.305	
							Horticulture	Ha	0.22634	0.000			0.000	
	5926	KallappagoudraShantamma		32	2+3	Machinery	SoilMoistureConservation	TCB	Ha	0.05741	1.9900	14.584	75.614	0.114
							WasteWair	No	0.0500	4			0.200	
							Forestry	Ha	0.1525	0.400			0.061	
							Horticulture	Ha	0.22634	0.000			0.000	
	5927	MalagiManjanagouda		32	2+3	Machinery	SoilMoistureConservation	TCB	Ha	0.05741	1.6100	14.584	75.614	0.092
							WasteWair	No	0.0500	2			0.100	
							Forestry	Ha	0.1525	0.000			0.000	
							Horticulture	Ha	0.22634	0.000			0.000	
	5928	HadimaniShivanandagouda		32	2+3	Machinery	SoilMoistureConservation	TCB	Ha	0.05741	1.7500	14.584	75.614	0.100
							WasteWair	No	0.0500	2			0.100	
							Forestry	Ha	0.1525	0.200			0.031	
							Horticulture	Ha	0.22634	0.000			0.000	
	5929	Motagi Doddaveerabhadrapa		33	1	Machinery	SoilMoistureConservation	TCB	Ha	0.05741	2.1700	14.584	75.614	0.125
							WasteWair	No	0.0500	4			0.200	
							Forestry	Ha	0.1525	0.400			0.061	
							Horticulture	Ha	0.22634	0.000			0.000	
	5930	Motagi Doddaveerabhadrapa		33	1	Machinery	SoilMoistureConservation	TCB	Ha	0.05741	2.1700	14.584	75.614	0.125
							WasteWair	No	0.0500	0			0.000	
							Forestry	Ha	0.1525	0.000			0.000	
							Horticulture	Ha	0.22634	0.000			0.000	

	5931	MotagiGirisha		33	2	Machinery	SoilMoistureConservation	TCB	Ha	0.05741	2.1700	14.584	75.614	0.125
								WasteWair	No	0.0500	2			0.100
								Forestry	Ha	0.1525	0.300			0.046
								Horticulture	Ha	0.22634	0.000			0.000
	5932	MotagiDoddaveerabhadrappa		33	3	Machinery	SoilMoistureConservation	TCB	Ha	0.05741	2.1700	14.584	75.614	0.125
								WasteWair	No	0.0500	4			0.200

VillageName	Farmer Code	FarmerName	Aadhar CardNo	Survey Number	RateType(Manualy/Machinery)	ActivityType(SoilMoistureConservationActivity/WaterHarvestingActivity)	ActivityName	Unit	UnitCost(InLakhs.)	Proposed Quantity	Latitude(Deg-Min-Sec)	Longitude(Deg-Min-Sec)	TotalCost(InLacs)	Site Photo
							Forestry	Ha	0.1525	0.000			0.000	
							Horticulture	Ha	0.22634	0.000			0.000	
	5933	Karabasallavara Basavaraja		34 2 <sub>9</sub>	Machinery	SoilMoistureConservation	TCB	Ha	0.05741	1.1300	14.584	75.614	0.065	
							WasteWair	No	0.0500	2			0.100	
							Forestry	Ha	0.1525	0.000			0.000	
							Horticulture	Ha	0.22634	0.000			0.000	
	5934	UmeshagoudaBasavarajappaMalagoudra		34 2 <sub>1</sub>	Machinery	SoilMoistureConservation	TCB	Ha	0.05741	1.0700	14.584	75.614	0.061	
							WasteWair	No	0.0500	2			0.100	
							Forestry	Ha	0.1525	0.300			0.046	
							Horticulture	Ha	0.22634	0.000			0.000	
	5935	Karabasallavara karasiddappa		34 2 <sub>0</sub>	Machinery	SoilMoistureConservation	TCB	Ha	0.05741	0.8500	14.584	75.614	0.049	
							WasteWair	No	0.0500	2			0.100	
							Forestry	Ha	0.1525	0.200			0.031	
							Horticulture	Ha	0.22634	0.000			0.000	
	5936	Hariyaladavarairappa		34 1	Machinery	SoilMoistureConservation	TCB	Ha	0.05741	2.3500	14.584	75.614	0.135	
							WasteWair	No	0.0500	4			0.200	
							Forestry	Ha	0.1525	0.400			0.061	
							Horticulture	Ha	0.22634	0.000			0.000	
	5937	MalagoudraBasavarajappa		34 3	Machinery	SoilMoistureConservation	TCB	Ha	0.05741	1.2000	14.584	75.614	0.069	
							WasteWair	No	0.0500	2			0.100	
							Forestry	Ha	0.1525	0.200			0.031	
							Horticulture	Ha	0.22634	0.000			0.000	
	5938	MalagiGouramma		35 1 <sub>9</sub>	Machinery	SoilMoistureConservation	TCB	Ha	0.05741	0.8200	14.584	75.614	0.047	
							WasteWair	No	0.0500	2			0.100	
							Forestry	Ha	0.1525	0.300			0.046	
							Horticulture	Ha	0.22634	0.000			0.000	
	5939	RajugoudaBharamagoudaMalagi		35 1 <sub>1</sub>	Machinery	SoilMoistureConservation	TCB	Ha	0.05741	1.0500	14.584	75.614	0.060	
							WasteWair	No	0.0500	2			0.100	
							Forestry	Ha	0.1525	0.200			0.031	
							Horticulture	Ha	0.22634	0.000			0.000	
	5940	KammaraAnjaneya		35 2 <sub>1</sub>	Machinery	SoilMoistureConservation	TCB	Ha	0.05741	0.0200	14.584	75.614	0.001	
							WasteWair	No	0.0500	0			0.000	
							Forestry	Ha	0.1525	0.000			0.000	
							Horticulture	Ha	0.22634	0.000			0.000	
	5941	KammaraAnjaneya		35 2 <sub>0</sub>	Machinery	SoilMoistureConservation	TCB	Ha	0.05741	0.0500	14.584	75.614	0.003	
							WasteWair	No	0.0500	0			0.000	
							Forestry	Ha	0.1525	0.000			0.000	
							Horticulture	Ha	0.22634	0.000			0.000	
	5942	MalagiGouramma		35 1 <sub>9</sub>	Machinery	SoilMoistureConservation	TCB	Ha	0.05741	0.8200	14.584	75.614	0.047	
							WasteWair	No	0.0500	2			0.100	
							Forestry	Ha	0.1525	0.200			0.031	
							Horticulture	Ha	0.22634	0.000			0.000	
	5943	RajugoudaBharamagoudaMalagi		35 1 <sub>1</sub>	Machinery	SoilMoistureConservation	TCB	Ha	0.05741	1.0500	14.584	75.614	0.060	
							WasteWair	No	0.0500	2			0.100	
							Forestry	Ha	0.1525	0.300			0.046	
							Horticulture	Ha	0.22634	0.000			0.000	
	5944	MalagiMahadevagouda		35 1 <sub>0</sub>	Machinery	SoilMoistureConservation	TCB	Ha	0.05741	1.8300	14.584	75.614	0.105	
							WasteWair	No	0.0500	2			0.100	
							Forestry	Ha	0.1525	0.300			0.046	
							Horticulture	Ha	0.22634	0.000			0.000	

	5945	RajugoudaBharamagoudaMalagi		35	2a	Machinery	SoilMoistureConservation	TCB	Ha	0.05741	0.2900	14.584	75.614	0.017
								WasteWair	No	0.0500	1			0.050
								Forestry	Ha	0.1525	0.000			0.000
								Horticulture	Ha	0.22634	0.000			0.000
	5946	MalliakarjunaVeerappaAngadi		36	1	Machinery	SoilMoistureConservation	TCB	Ha	0.05741	1.1500	14.584	75.614	0.066
								WasteWair	No	0.0500	2			0.100



VillageName	Farmer Code	FarmerName	Aadhar CardNo	Survey Number	RateType(Manualy/Machinery)	ActivityType(SoilMoistureConservationActivity/WaterHarvestingActivity)	ActivityName	Unit	UnitCost(InLakhs.)	Proposed Quantity	Latitude(Deg-Min-Sec)	Longitude(Deg-Min-Sec)	TotalCost(InLacs)	Site Photo
							Forestry	Ha	0.1525	0.000			0.000	
							Horticulture	Ha	0.22634	0.000			0.000	
	5947	RenukacomPrabhappaurfparabhurajaAngadi		36	2	Machinery	SoilMoistureConservation	TCB	Ha	0.05741	0.4500	14.584	75.614	0.026
							WasteWair	No	0.0500	1			0.050	
							Forestry	Ha	0.1525	0.000			0.000	
							Horticulture	Ha	0.22634	0.000			0.000	
	5948	AngadiVeerappa		36	3	Machinery	SoilMoistureConservation	TCB	Ha	0.05741	1.2200	14.584	75.614	0.070
							WasteWair	No	0.0500	2			0.100	
							Forestry	Ha	0.1525	0.200			0.031	
							Horticulture	Ha	0.22634	0.000			0.000	
	5949	PuttarajVeerappaAngadi		36	5	Machinery	SoilMoistureConservation	TCB	Ha	0.05741	0.4500	14.584	75.614	0.026
							WasteWair	No	0.0500	2			0.100	
							Forestry	Ha	0.1525	0.000			0.000	
							Horticulture	Ha	0.22634	0.000			0.000	
	5950	AngadiSarvamanagala		36	6	Machinery	SoilMoistureConservation	TCB	Ha	0.05741	0.4500	14.584	75.614	0.026
							WasteWair	No	0.0500	1			0.050	
							Forestry	Ha	0.1525	0.000			0.000	
							Horticulture	Ha	0.22634	0.000			0.000	
	5951	AngadiVirupakhappa		36	7	Machinery	SoilMoistureConservation	TCB	Ha	0.05741	0.4500	14.584	75.614	0.026
							WasteWair	No	0.0500	2			0.100	
							Forestry	Ha	0.1525	0.100			0.015	
							Horticulture	Ha	0.22634	0.000			0.000	
	5952	KatenahalliRekha		37	29+20	Machinery	SoilMoistureConservation	TCB	Ha	0.05741	2.0400	14.584	75.614	0.117
							WasteWair	No	0.0500	2			0.100	
							Forestry	Ha	0.1525	0.300			0.046	
							Horticulture	Ha	0.22634	0.000			0.000	
	5953	MallikarjunSiravarajappaMotagi		37	10	Machinery	SoilMoistureConservation	TCB	Ha	0.05741	0.2400	14.584	75.614	0.014
							WasteWair	No	0.0500	0			0.000	
							Forestry	Ha	0.1525	0.000			0.000	
							Horticulture	Ha	0.22634	0.000			0.000	
	5954	ManajappaHariyaladavara		37	13	Machinery	SoilMoistureConservation	TCB	Ha	0.05741	0.2600	14.584	75.614	0.015
							WasteWair	No	0.0500	1			0.050	
							Forestry	Ha	0.1525	0.100			0.015	
							Horticulture	Ha	0.22634	0.000			0.000	
	5955	MalagoudraKarabasappabinKaregouda		37	14	Machinery	SoilMoistureConservation	TCB	Ha	0.05741	0.3400	14.584	75.614	0.020
							WasteWair	No	0.0500	2			0.100	
							Forestry	Ha	0.1525	0.200			0.031	
							Horticulture	Ha	0.22634	0.000			0.000	
	5956	MalagoudraSivanandappaKaregouda		37	15	Machinery	SoilMoistureConservation	TCB	Ha	0.05741	0.4200	14.584	75.614	0.024
							WasteWair	No	0.0500	2			0.100	
							Forestry	Ha	0.1525	0.200			0.031	
							Horticulture	Ha	0.22634	0.000			0.000	
	5957	NagappaHariyaladavara		37	16	Machinery	SoilMoistureConservation	TCB	Ha	0.05741	0.2000	14.584	75.614	0.011
							WasteWair	No	0.0500	0			0.000	
							Forestry	Ha	0.1525	0.000			0.000	
							Horticulture	Ha	0.22634	0.000			0.000	
	5958	HanumantappaHariyaladavara		37	18	Machinery	SoilMoistureConservation	TCB	Ha	0.05741	0.2000	14.584	75.614	0.011
							WasteWair	No	0.0500	2			0.100	
							Forestry	Ha	0.1525	0.000			0.000	
							Horticulture	Ha	0.22634	0.000			0.000	

	5959	JayashilavvaHariyaladavar		37	19	Machinery	SoilMoistureConservation	TCB	Ha	0.05741	0.2300	14.584	75.614	0.013
								WasteWair	No	0.0500	2			0.100
								Forestry	Ha	0.1525	0.100			0.015
								Horticulture	Ha	0.22634	0.000			0.000
	5960	MalagoudraBasavarajappaKaregouda		37	4a	Machinery	SoilMoistureConservation	TCB	Ha	0.05741	0.3400	14.584	75.614	0.020
								WasteWair	No	0.0500	2			0.100

VillageName	Farmer Code	FarmerName	Aadhar CardNo	Survey Number	RateType(Manualy/Machinery)	ActivityType(SoilMoistureConservationActivity/WaterHarvestingActivity)	ActivityName	Unit	UnitCost(InLakhs.)	Proposed Quantity	Latitude(Deg-Min-Sec)	Longitude(Deg-Min-Sec)	TotalCost(InLacs)	Site Photo
							Forestry	Ha	0.1525	0.000			0.000	
							Horticulture	Ha	0.22634	0.000			0.000	
	5961	NilammaHariyaladavara		37	4f	Machinery	SoilMoistureConservation	TCB	Ha	0.05741	0.1400	14.584	75.614	0.008
							WasteWair	No	0.0500	0			0.000	
							Forestry	Ha	0.1525	0.000			0.000	
							Horticulture	Ha	0.22634	0.000			0.000	
	5962	hariyaladavaraPrakasha		37	4a	Machinery	SoilMoistureConservation	TCB	Ha	0.05741	0.9900	14.584	75.614	0.057
							WasteWair	No	0.0500	2			0.100	
							Forestry	Ha	0.1525	0.200			0.031	
							Horticulture	Ha	0.22634	0.000			0.000	
	5963	Hariyaladavarasharanappa		37	5	Machinery	SoilMoistureConservation	TCB	Ha	0.05741	0.8400	14.584	75.614	0.048
							WasteWair	No	0.0500	2			0.100	
							Forestry	Ha	0.1525	0.000			0.000	
							Horticulture	Ha	0.22634	0.000			0.000	
	5964	RudrappaSivarajappaMotagi		37	8	Machinery	SoilMoistureConservation	TCB	Ha	0.05741	2.1100	14.584	75.614	0.121
							WasteWair	No	0.0500	4			0.200	
							Forestry	Ha	0.1525	0.300			0.046	
							Horticulture	Ha	0.22634	0.000			0.000	
	5965	MallikarjunaSivarajappaMotagi		37	9	Machinery	SoilMoistureConservation	TCB	Ha	0.05741	1.8700	14.584	75.614	0.107
							WasteWair	No	0.0500	2			0.100	
							Forestry	Ha	0.1525	0.300			0.046	
							Horticulture	Ha	0.22634	0.000			0.000	
	5966	PatilSiddanagouda		38	1g	Machinery	SoilMoistureConservation	TCB	Ha	0.05741	0.2800	14.584	75.614	0.016
							WasteWair	No	0.0500	0			0.000	
							Forestry	Ha	0.1525	0.000			0.000	
							Horticulture	Ha	0.22634	0.200			0.045	
	5967	PatilSiddanagouda		38	1d	Machinery	SoilMoistureConservation	TCB	Ha	0.05741	0.2500	14.584	75.614	0.014
							WasteWair	No	0.0500	0			0.000	
							Forestry	Ha	0.1525	0.000			0.000	
							Horticulture	Ha	0.22634	0.200			0.045	
	5968	KannappalavaraBasavaraj		38	1r	Machinery	SoilMoistureConservation	TCB	Ha	0.05741	0.3200	14.584	75.614	0.018
							WasteWair	No	0.0500	1			0.050	
							Forestry	Ha	0.1525	0.000			0.000	
							Horticulture	Ha	0.22634	0.000			0.000	
	5969	ShambhulingappalrappaKannappalavara		38	1f	Machinery	SoilMoistureConservation	TCB	Ha	0.05741	0.2600	14.584	75.614	0.015
							WasteWair	No	0.0500	1			0.050	
							Forestry	Ha	0.1525	0.000			0.000	
							Horticulture	Ha	0.22634	0.000			0.000	
	5970	KannappalavaraBasavaraja		38	1j	Machinery	SoilMoistureConservation	TCB	Ha	0.05741	0.2400	14.584	75.614	0.014
							WasteWair	No	0.0500	1			0.050	
							Forestry	Ha	0.1525	0.000			0.000	
							Horticulture	Ha	0.22634	0.000			0.000	
	5971	ChandrappaKannappalavara		38	2	Machinery	SoilMoistureConservation	TCB	Ha	0.05741	0.5900	14.584	75.614	0.034
							WasteWair	No	0.0500	2			0.100	
							Forestry	Ha	0.1525	0.000			0.000	
							Horticulture	Ha	0.22634	0.000			0.000	
	5972	JigaliRudrappa		38	3	Machinery	SoilMoistureConservation	TCB	Ha	0.05741	1.1600	14.584	75.614	0.067
							WasteWair	No	0.0500	4			0.200	
							Forestry	Ha	0.1525	0.300			0.046	
							Horticulture	Ha	0.22634	0.000			0.000	

	5973	KannappalavaraShamabhulingappa		38	4	Machinery	SoilMoistureConservation	TCB	Ha	0.05741	3.7300	14.584	75.614	0.214
								WasteWair	No	0.0500	4			0.200
								Forestry	Ha	0.1525	0.400			0.061
								Horticulture	Ha	0.22634	0.000			0.000
	5974	KannappalavaraShamabhulingappa		38	4	Machinery	SoilMoistureConservation	TCB	Ha	0.05741	3.7300	14.584	75.614	0.214
								WasteWair	No	0.0500	4			0.200

VillageName	Farmer Code	FarmerName	Aadhar CardNo	Survey Number	RateType(Manualy/Machinery)	ActivityType(SoilMoistureConservationActivity/WaterHarvestingActivity)	ActivityName	Unit	UnitCost(InLakhs.)	Proposed Quantity	Latitude(Deg-Min-Sec)	Longitude(Deg-Min-Sec)	TotalCost(InLacs)	Site Photo
							Forestry	Ha	0.1525	0.200			0.031	
							Horticulture	Ha	0.22634	1.000			0.226	
	5975	RevanashiddappaKannappalavara		38 6	Machinery	SoilMoistureConservation	TCB	Ha	0.05741	0.5900	14.584	75.614	0.034	
							WasteWair	No	0.0500	2			0.100	
							Forestry	Ha	0.1525	0.000			0.000	
							Horticulture	Ha	0.22634	0.000			0.000	
	5976	KannappalavaraSomappa		39 1a	Machinery	SoilMoistureConservation	TCB	Ha	0.05741	0.4000	14.584	75.614	0.023	
							WasteWair	No	0.0500	2			0.100	
							Forestry	Ha	0.1525	0.000			0.000	
							Horticulture	Ha	0.22634	0.000			0.000	
	5977	KannappalavaraKannappa		39 1a	Machinery	SoilMoistureConservation	TCB	Ha	0.05741	0.1200	14.584	75.614	0.007	
							WasteWair	No	0.0500	1			0.050	
							Forestry	Ha	0.1525	0.000			0.000	
							Horticulture	Ha	0.22634	0.000			0.000	
	5978	MuddemmanavaraGirijavvaMallanagouda		39 1a	Machinery	SoilMoistureConservation	TCB	Ha	0.05741	0.3500	14.584	75.614	0.020	
							WasteWair	No	0.0500	2			0.100	
							Forestry	Ha	0.1525	0.000			0.000	
							Horticulture	Ha	0.22634	0.000			0.000	
	5979	KannappalavarJattpa		39 1a	Machinery	SoilMoistureConservation	TCB	Ha	0.05741	0.4000	14.584	75.614	0.023	
							WasteWair	No	0.0500	2			0.100	
							Forestry	Ha	0.1525	0.000			0.000	
							Horticulture	Ha	0.22634	0.000			0.000	
	5980	PatilBasanagouda		39 2	Machinery	SoilMoistureConservation	TCB	Ha	0.05741	3.5200	14.584	75.614	0.202	
							WasteWair	No	0.0500	4			0.200	
							Forestry	Ha	0.1525	0.500			0.076	
							Horticulture	Ha	0.22634	0.400			0.091	
	5981	KannappalavaraNagaraj		39 3	Machinery	SoilMoistureConservation	TCB	Ha	0.05741	0.6000	14.584	75.614	0.034	
							WasteWair	No	0.0500	2			0.100	
							Forestry	Ha	0.1525	0.200			0.031	
							Horticulture	Ha	0.22634	0.000			0.000	
	5982	KannappalavaraHanumantappa		39 5	Machinery	SoilMoistureConservation	TCB	Ha	0.05741	0.3400	14.584	75.614	0.020	
							WasteWair	No	0.0500	2			0.100	
							Forestry	Ha	0.1525	0.000			0.000	
							Horticulture	Ha	0.22634	0.000			0.000	
	5983	GudihindlavaraKavitakomBasappa		39 6	Machinery	SoilMoistureConservation	TCB	Ha	0.05741	0.3600	14.584	75.614	0.021	
							WasteWair	No	0.0500	1			0.050	
							Forestry	Ha	0.1525	0.000			0.000	
							Horticulture	Ha	0.22634	0.000			0.000	
	5984	KannappalavaraBasappa		39 8	Machinery	SoilMoistureConservation	TCB	Ha	0.05741	0.4000	14.584	75.614	0.023	
							WasteWair	No	0.0500	2			0.100	
							Forestry	Ha	0.1525	0.000			0.000	
							Horticulture	Ha	0.22634	0.000			0.000	
	5985	MalagiSankaragouda		40 4a	Machinery	SoilMoistureConservation	TCB	Ha	0.05741	0.6700	14.584	75.614	0.038	
							WasteWair	No	0.0500	2			0.100	
							Forestry	Ha	0.1525	0.000			0.000	
							Horticulture	Ha	0.22634	0.000			0.000	
	5986	ManjanagoudaMalagi		40 1	Machinery	SoilMoistureConservation	TCB	Ha	0.05741	0.9300	14.584	75.614	0.053	
							WasteWair	No	0.0500	2			0.100	
							Forestry	Ha	0.1525	0.000			0.000	
							Horticulture	Ha	0.22634	0.000			0.000	

	5987	MalagiShankaragouda		40	2	Machinery	SoilMoistureConservation	TCB	Ha	0.05741	0.8600	14.584	75.614	0.049
								WasteWair	No	0.0500	2			0.100
								Forestry	Ha	0.1525	0.000			0.000
								Horticulture	Ha	0.22634	0.000			0.000
	5988	MalagiSiddanagouda		40	3	Machinery	SoilMoistureConservation	TCB	Ha	0.05741	0.1300	14.584	75.614	0.007
								WasteWair	No	0.0500	0			0.000

VillageName	Farmer Code	FarmerName	Aadhar CardNo	Survey Number	RateType(Manualy/Machinery)	ActivityType(SoilMoistureConservationActivity/WaterHarvestingActivity)	ActivityName	Unit	UnitCost(InLakhs.)	Proposed Quantity	Latitude(Deg-Min-Sec)	Longitude(Deg-Min-Sec)	TotalCost(InLacs)	Site Photo
							Forestry	Ha	0.1525	0.000			0.000	
							Horticulture	Ha	0.22634	0.000			0.000	
	5989	AnupamaPatil		40	7	Machinery	SoilMoistureConservation	TCB	Ha	0.05741	0.4000	14.584	75.614	0.023
							WasteWair	No	0.0500	1				0.050
							Forestry	Ha	0.1525	0.000				0.000
							Horticulture	Ha	0.22634	0.000				0.000
	5990	SureshagoudaMalagi		40	8	Machinery	SoilMoistureConservation	TCB	Ha	0.05741	0.9300	14.584	75.614	0.053
							WasteWair	No	0.0500	2				0.100
							Forestry	Ha	0.1525	0.300				0.046
							Horticulture	Ha	0.22634	0.000				0.000
	5991	PattanashettiManjappa		41	1	Machinery	SoilMoistureConservation	TCB	Ha	0.05741	0.6000	14.584	75.614	0.034
							WasteWair	No	0.0500	2				0.100
							Forestry	Ha	0.1525	0.000				0.000
							Horticulture	Ha	0.22634	0.000				0.000
	5992	PattanashettiSanjiva		41	1	Machinery	SoilMoistureConservation	TCB	Ha	0.05741	1.6000	14.584	75.614	0.092
							WasteWair	No	0.0500	2				0.100
							Forestry	Ha	0.1525	0.200				0.031
							Horticulture	Ha	0.22634	0.000				0.000
	5993	PattanashettiManjappa		41	2	Machinery	SoilMoistureConservation	TCB	Ha	0.05741	0.6000	14.584	75.614	0.034
							WasteWair	No	0.0500	2				0.100
							Forestry	Ha	0.1525	0.300				0.046
							Horticulture	Ha	0.22634	0.000				0.000
	5994	PattanashettiMalleshappa		41	3	Machinery	SoilMoistureConservation	TCB	Ha	0.05741	0.5200	14.584	75.614	0.030
							WasteWair	No	0.0500	2				0.100
							Forestry	Ha	0.1525	0.000				0.000
							Horticulture	Ha	0.22634	0.000				0.000
	5995	PatilPravenkumar		41	4	Machinery	SoilMoistureConservation	TCB	Ha	0.05741	0.4000	14.584	75.614	0.023
							WasteWair	No	0.0500	1				0.050
							Forestry	Ha	0.1525	0.000				0.000
							Horticulture	Ha	0.22634	0.000				0.000
	5996	PatilKartikkumar		41	5	Machinery	SoilMoistureConservation	TCB	Ha	0.05741	0.4000	14.584	75.614	0.023
							WasteWair	No	0.0500	2				0.100
							Forestry	Ha	0.1525	0.000				0.000
							Horticulture	Ha	0.22634	0.000				0.000
	5997	AppannaSiddappaJambble		42	4 <sub>0</sub>	Machinery	SoilMoistureConservation	TCB	Ha	0.05741	0.8200	14.584	75.614	0.047
							WasteWair	No	0.0500	4				0.200
							Forestry	Ha	0.1525	0.400				0.061
							Horticulture	Ha	0.22634	0.000				0.000
	5998	GundagattiUmeshappa		42	4 <sub>0</sub>	Machinery	SoilMoistureConservation	TCB	Ha	0.05741	0.5000	14.584	75.614	0.029
							WasteWair	No	0.0500	2				0.100
							Forestry	Ha	0.1525	0.000				0.000
							Horticulture	Ha	0.22634	0.000				0.000
	5999	GundagattiUmashappa		42	4 <sub>0</sub>	Machinery	SoilMoistureConservation	TCB	Ha	0.05741	0.8000	14.584	75.614	0.046
							WasteWair	No	0.0500	2				0.100
							Forestry	Ha	0.1525	0.300				0.046
							Horticulture	Ha	0.22634	0.000				0.000
	6000	HariyaladavaraJatteppa		42	1	Machinery	SoilMoistureConservation	TCB	Ha	0.05741	1.9900	14.584	75.614	0.114
							WasteWair	No	0.0500	4				0.200
							Forestry	Ha	0.1525	0.400				0.061
							Horticulture	Ha	0.22634	0.000				0.000

	6001	MalagoudraSivappa		42	2	Machinery	SoilMoistureConservation	TCB	Ha	0.05741	2.3500	14.584	75.614	0.135
								WasteWair	No	0.0500	4			0.200
								Forestry	Ha	0.1525	0.300			0.046
								Horticulture	Ha	0.22634	0.000			0.000
	6002	HariyaladavarSivappa		42	5	Machinery	SoilMoistureConservation	TCB	Ha	0.05741	2.2100	14.584	75.614	0.127
								WasteWair	No	0.0500	4			0.200



VillageName	Farmer Code	FarmerName	Aadhar CardNo	Survey Number	RateType(Manual y/Machinery)	ActivityType(SoilMoistureConservationActivity/WaterHarvestingActivity)	ActivityName	Unit	UnitCost(InLakhs.)	Proposed Quantity	Latitude(Deg-Min-Sec)	Longitude (Deg-Min-Sec)	TotalCost(InLacs)	Site Photo
							Forestry	Ha	0.1525	0.000			0.000	
							Horticulture	Ha	0.22634	0.000			0.000	
	6003	AppannasiddappaJamble		42 7	Machinery	SoilMoistureConservation	TCB	Ha	0.05741	0.3500	14.584	75.614	0.020	
							WasteWair	No	0.0500	2			0.100	
							Forestry	Ha	0.1525	0.000			0.000	
							Horticulture	Ha	0.22634	0.000			0.000	
	6004	KhatibAbdulAjjasab		80 29+20	Machinery	SoilMoistureConservation	TCB	Ha	0.05741	0.4000	14.584	75.614	0.023	
							WasteWair	No	0.0500	1			0.050	
							Forestry	Ha	0.1525	0.200			0.031	
							Horticulture	Ha	0.22634	0.000			0.000	
	6005	KhatibSmailsab		80 29+20	Machinery	SoilMoistureConservation	TCB	Ha	0.05741	0.4000	14.584	75.614	0.023	
							WasteWair	No	0.0500	2			0.100	
							Forestry	Ha	0.1525	0.200			0.031	
							Horticulture	Ha	0.22634	0.000			0.000	
	6006	BevnahalliMuharunisa		80 29+20	Machinery	SoilMoistureConservation	TCB	Ha	0.05741	0.4000	14.584	75.614	0.023	
							WasteWair	No	0.0500	1			0.050	
							Forestry	Ha	0.1525	0.000			0.000	
							Horticulture	Ha	0.22634	0.000			0.000	
	6007	MotagiGangavvakomKotrshappa		80 1	Machinery	SoilMoistureConservation	TCB	Ha	0.05741	2.5700	14.584	75.614	0.148	
							WasteWair	No	0.0500	4			0.200	
							Forestry	Ha	0.1525	0.800			0.122	
							Horticulture	Ha	0.22634	0.800			0.181	
	6008	KatenahalliAnvarasab		80 20	Machinery	SoilMoistureConservation	TCB	Ha	0.05741	0.6000	14.584	75.614	0.034	
							WasteWair	No	0.0500	0			0.000	
							Forestry	Ha	0.1525	0.000			0.000	
							Horticulture	Ha	0.22634	0.000			0.000	
	6009	KatenahalliAnvarasab		80 20	Machinery	SoilMoistureConservation	TCB	Ha	0.05741	0.6000	14.584	75.614	0.034	
							WasteWair	No	0.0500	1			0.050	
							Forestry	Ha	0.1525	0.200			0.031	
							Horticulture	Ha	0.22634	0.000			0.000	
	6010	KannappalavaraUjjappa		81 4	Machinery	SoilMoistureConservation	TCB	Ha	0.05741	1.2100	14.584	75.614	0.069	
							WasteWair	No	0.0500	2			0.100	
							Forestry	Ha	0.1525	0.400			0.061	
							Horticulture	Ha	0.22634	0.300			0.068	
	6011	KannappalavaraBasavarja		81 *	Machinery	SoilMoistureConservation	TCB	Ha	0.05741	1.4600	14.584	75.614	0.084	
							WasteWair	No	0.0500	2			0.100	
							Forestry	Ha	0.1525	0.400			0.061	
							Horticulture	Ha	0.22634	0.000			0.000	
	6012	KannappalavaraBhimappa		81 *	Machinery	SoilMoistureConservation	TCB	Ha	0.05741	1.4600	14.584	75.614	0.084	
							WasteWair	No	0.0500	2			0.100	
							Forestry	Ha	0.1525	0.400			0.061	
							Horticulture	Ha	0.22634	0.400			0.091	
	6013	KannappalavarMajanppa		81 *	Machinery	SoilMoistureConservation	TCB	Ha	0.05741	1.4500	14.584	75.614	0.083	
							WasteWair	No	0.0500	2			0.100	
							Forestry	Ha	0.1525	0.400			0.061	
							Horticulture	Ha	0.22634	0.000			0.000	
	6014	MotagiManoharbinShankrappa		82 1	Machinery	SoilMoistureConservation	TCB	Ha	0.05741	3.2700	14.584	75.614	0.188	
							WasteWair	No	0.0500	4			0.200	
							Forestry	Ha	0.1525	0.300			0.046	
							Horticulture	Ha	0.22634	0.000			0.000	

	6015	MotagiGurujaj		82	2	Machinery	SoilMoistureConservation	TCB	Ha	0.05741	1.9700	14.584	75.614	0.113
								WasteWair	No	0.0500	4			0.200
								Forestry	Ha	0.1525	0.400			0.061
								Horticulture	Ha	0.22634	0.000			0.000
	6016	HariyaladavaraShankrappa		84	1	Machinery	SoilMoistureConservation	TCB	Ha	0.05741	7.5000	14.584	75.614	0.431
								WasteWair	No	0.0500	4			0.200

VillageName	Farmer Code	FarmerName	Aadhar CardNo	Survey Number	RateType(Manualy/Machinery)	ActivityType(SoilMoistureConservationActivity/WaterHarvestingActivity)	ActivityName	Unit	UnitCost(InLakhs.)	Proposed Quantity	Latitude(Deg-Min-Sec)	Longitude(Deg-Min-Sec)	TotalCost(InLacs)	Site Photo
							Forestry	Ha	0.1525	0.000			0.000	
							Horticulture	Ha	0.22634	0.000			0.000	
	6017	HariyaldavaraKarabasappa		85	1A	Machinery	SoilMoistureConservation	TCB	Ha	0.05741	0.4000	14.584	75.614	0.023
							WasteWair	No	0.0500	0			0.000	
							Forestry	Ha	0.1525	0.000			0.000	
							Horticulture	Ha	0.22634	0.000			0.000	
	6018	RevanasiddappaRamappaAmbali		85	1B	Machinery	SoilMoistureConservation	TCB	Ha	0.05741	0.5000	14.584	75.614	0.029
							WasteWair	No	0.0500	0			0.000	
							Forestry	Ha	0.1525	0.200			0.031	
							Horticulture	Ha	0.22634	0.000			0.000	
	6019	HariyaladavaraKarabasappa		85	1C	Machinery	SoilMoistureConservation	TCB	Ha	0.05741	0.7500	14.584	75.614	0.043
							WasteWair	No	0.0500	2			0.100	
							Forestry	Ha	0.1525	0.000			0.000	
							Horticulture	Ha	0.22634	0.000			0.000	
	6020	HariyaladavaraDanesha		85	2	Machinery	SoilMoistureConservation	TCB	Ha	0.05741	1.6500	14.584	75.614	0.095
							WasteWair	No	0.0500	2			0.100	
							Forestry	Ha	0.1525	0.300			0.046	
							Horticulture	Ha	0.22634	0.000			0.000	
	6021	HariyaladavaraChandrapa		85	3	Machinery	SoilMoistureConservation	TCB	Ha	0.05741	1.1600	14.584	75.614	0.067
							WasteWair	No	0.0500	4			0.200	
							Forestry	Ha	0.1525	0.500			0.076	
							Horticulture	Ha	0.22634	0.000			0.000	
	6022	HariyaladavaraKarabasapa		85	4	Machinery	SoilMoistureConservation	TCB	Ha	0.05741	1.9200	14.584	75.614	0.110
							WasteWair	No	0.0500	2			0.100	
							Forestry	Ha	0.1525	0.300			0.046	
							Horticulture	Ha	0.22634	0.000			0.000	
	6023	HariyaladavaraSivappa		86	1a	Machinery	SoilMoistureConservation	TCB	Ha	0.05741	0.4700	14.584	75.614	0.027
							WasteWair	No	0.0500	2			0.100	
							Forestry	Ha	0.1525	0.000			0.000	
							Horticulture	Ha	0.22634	0.000			0.000	
	6024	HariyaladavaraShankrappa		86	1a	Machinery	SoilMoistureConservation	TCB	Ha	0.05741	0.4700	14.584	75.614	0.027
							WasteWair	No	0.0500	2			0.100	
							Forestry	Ha	0.1525	0.000			0.000	
							Horticulture	Ha	0.22634	0.000			0.000	
	6025	Karabasallavara Shankrappa		86	1a	Machinery	SoilMoistureConservation	TCB	Ha	0.05741	0.8900	14.584	75.614	0.051
							WasteWair	No	0.0500	2			0.100	
							Forestry	Ha	0.1525	0.000			0.000	
							Horticulture	Ha	0.22634	0.000			0.000	
	6026	HariyaladavarPraveena		86	3	Machinery	SoilMoistureConservation	TCB	Ha	0.05741	1.8800	14.584	75.614	0.108
							WasteWair	No	0.0500	0			0.000	
							Forestry	Ha	0.1525	0.300			0.046	
							Horticulture	Ha	0.22634	0.000			0.000	
	6027	Kailasadabasanagouda		86	4	Machinery	SoilMoistureConservation	TCB	Ha	0.05741	0.8600	14.584	75.614	0.049
							WasteWair	No	0.0500	0			0.000	
							Forestry	Ha	0.1525	0.000			0.000	
							Horticulture	Ha	0.22634	0.000			0.000	
	6028	KailasadaBhramanagouda		86	5	Machinery	SoilMoistureConservation	TCB	Ha	0.05741	0.8500	14.584	75.614	0.049
							WasteWair	No	0.0500	4			0.200	
							Forestry	Ha	0.1525	0.000			0.000	
							Horticulture	Ha	0.22634	0.000			0.000	

	6029	HariyaladavaraShankrappa		87	1	Machinery	SoilMoistureConservation	TCB	Ha	0.05741	5.0900	14.584	75.614	0.292
								WasteWair	No	0.0500	1			0.050
								Forestry	Ha	0.1525	0.500			0.076
								Horticulture	Ha	0.22634	0.000			0.000
	6030	Karabasallavara Karabasappa		87	5X-1	Machinery	SoilMoistureConservation	TCB	Ha	0.05741	1.5300	14.584	75.614	0.088
								WasteWair	No	0.0500	4			0.200

VillageName	Farmer Code	FarmerName	Aadhar Card No	Survey Number	RateType (Manually/Machinery)	ActivityType(SoilMoisture ConservationActivity/WaterHarvestingActivity)	ActivityName	Unit	UnitCost(InLakhs.)	Proposed Quantity	Latitude (Deg-Min-Sec)	Longitude (Deg-Min-Sec)	TotalCost(InLacs)	Site Photo
							Forestry	Ha	0.1525	0.300			0.046	
							Horticulture	Ha	0.22634	0.000			0.000	
	6031	kannappalavaraBasappa		90	1a	Machinery	SoilMoistureConservation	TCB	0.05741	0.8000	14.584	75.614	0.046	
							WasteWair	No	0.0500	2			0.100	
							Forestry	Ha	0.1525	0.000			0.000	
							Horticulture	Ha	0.22634	0.000			0.000	
	6032	KannappalavaraHanumantappa		90	1a	Machinery	SoilMoistureConservation	TCB	0.05741	0.8000	14.584	75.614	0.046	
							WasteWair	No	0.0500	4			0.200	
							Forestry	Ha	0.1525	0.000			0.000	
							Horticulture	Ha	0.22634	0.000			0.000	
	6033	KannappalavaraBasappa		90	1a	Machinery	SoilMoistureConservation	TCB	0.05741	0.8000	14.584	75.614	0.046	
							WasteWair	No	0.0500	2			0.100	
							Forestry	Ha	0.1525	0.000			0.000	
							Horticulture	Ha	0.22634	0.000			0.000	
	6034	KannappalavaraHanumantappa		90	1a	Machinery	SoilMoistureConservation	TCB	0.05741	0.8000	14.584	75.614	0.046	
							RubbleCheck	No	0.75	1			0.750	
							Forestry	Ha	0.1525	0.000			0.000	
							Horticulture	Ha	0.22634	0.000			0.000	
	6035	HariyaladavaraShankrappa		90	2	Machinery	SoilMoistureConservation	TCB	0.05741	1.1300	14.584	75.614	0.065	
							WasteWair	No	0.0500	2			0.100	
							Forestry	Ha	0.1525	0.400			0.061	
							Horticulture	Ha	0.22634	0.000			0.000	
	6036	PathanSaipullakhan		90	3	Machinery	SoilMoistureConservation	TCB	0.05741	0.9000	14.584	75.614	0.052	
							WasteWair	No	0.0500	2			0.100	
							Forestry	Ha	0.1525	0.000			0.000	
							Horticulture	Ha	0.22634	0.000			0.000	
	6037	kannappalavaraJatteppa		90	4	Machinery	SoilMoistureConservation	TCB	0.05741	0.6100	14.584	75.614	0.035	
							WasteWair	No	0.0500	2			0.100	
							RubbleCheck	No	0.75	1			0.750	
							Horticulture	Ha	0.22634	0.000			0.000	
	6038	kannappalavaraJatteppa		90	5	Machinery	SoilMoistureConservation	TCB	0.05741	0.6100	14.584	75.614	0.035	
							WasteWair	No	0.0500	0			0.000	
							Forestry	Ha	0.1525	0.000			0.000	
							Horticulture	Ha	0.22634	0.000			0.000	
	6039	KadururfPhatanNurullakhan		90	6	Machinery	SoilMoistureConservation	TCB	0.05741	1.0000	14.584	75.614	0.057	
							WasteWair	No	0.0500	2			0.100	
							Forestry	Ha	0.1525	0.000			0.000	
							Horticulture	Ha	0.22634	0.000			0.000	
	6040	ChikkerurJayalakxmiGoplanayaka		90	7	Machinery	SoilMoistureConservation	TCB	0.05741	1.0400	14.584	75.614	0.060	
							WasteWair	No	0.0500	4			0.200	
							Forestry	Ha	0.1525	0.000			0.000	
							Horticulture	Ha	0.22634	0.000			0.000	
	6041	HariyaladavraChannabasappa		91	1	Machinery	SoilMoistureConservation	TCB	0.05741	0.0700	14.584	75.614	0.004	
							WasteWair	No	0.0500	0			0.000	

VillageName	Farmer Code	FarmerName	Aadhar Card No	Survey Number	RateType(Manual y/Machinery)	ActivityType(SoilMoistureConservationActivity/WaterHarvestingActivity)	ActivityName	Unit	UnitCost(InLakhs.)	Proposed Quantity	Latitude(Deg-Min-Sec)	Longitude (Deg-Min-Sec)	TotalCost(InLacs)	Site Photo
							Forestry	Ha	0.1525	0.000			0.000	
							Horticulture	Ha	0.22634	0.000			0.000	
	6042	ChakrasaliChannabasappa		91	2	Machinery	SoilMoistureConservation	TCB	0.05741	0.9400	14.584	75.614	0.054	
							WasteWair	No	0.0500	2			0.100	
							Forestry	Ha	0.1525	0.400			0.061	
							Horticulture	Ha	0.22634	0.000			0.000	
	6043	ChakrasaliRamappa		91	4	Machinery	SoilMoistureConservation	TCB	0.05741	0.2400	14.584	75.614	0.014	
							WasteWair	No	0.0500	1			0.050	
							Forestry	Ha	0.1525	0.000			0.000	
							Horticulture	Ha	0.22634	0.000			0.000	
	6044	ChakrasaliUmesha		91	5	Machinery	SoilMoistureConservation	TCB	0.05741	1.0000	14.584	75.614	0.057	
							WasteWair	No	0.0500	2			0.100	
							Forestry	Ha	0.1525	0.000			0.000	
							Horticulture	Ha	0.22634	0.000			0.000	
	6045	BelladaRajashekharappa		92	1 <sub>a</sub>	Machinery	SoilMoistureConservation	TCB	0.05741	0.7600	14.584	75.614	0.044	
							WasteWair	No	0.0500	2			0.100	
							Forestry	Ha	0.1525	0.300			0.046	
							Horticulture	Ha	0.22634	0.000			0.000	
	6046	BelladRajuNanjundeppa		92	1 <sub>a</sub>	Machinery	SoilMoistureConservation	TCB	0.05741	0.7600	14.584	75.614	0.044	
							WasteWair	No	0.0500	2			0.100	
							Forestry	Ha	0.1525	0.000			0.000	
							Horticulture	Ha	0.22634	0.000			0.000	
	6047	BasavarajananjundeppaBellad		92	1 <sub>f</sub>	Machinery	SoilMoistureConservation	TCB	0.05741	0.7600	14.584	75.614	0.044	
							WasteWair	No	0.0500	2			0.100	
							Forestry	Ha	0.1525	0.000			0.000	
							Horticulture	Ha	0.22634	0.000			0.000	
	6048	kannappalavaraVeerappa		92	2 <sub>a</sub>	Machinery	SoilMoistureConservation	TCB	0.05741	1.2200	14.584	75.614	0.070	
							WasteWair	No	0.0500	0			0.000	
							Forestry	Ha	0.1525	0.300			0.046	
							Horticulture	Ha	0.22634	0.000			0.000	
	6048	Khatiblqbal		92	2 <sub>a</sub>	Machinery	SoilMoistureConservation	TCB	0.05741	1.2800	14.584	75.614	0.073	
							RubbleCheck	No	0.75	1			0.750	
							Forestry	Ha	0.1525	0.000			0.000	
							Horticulture	Ha	0.22634	0.000			0.000	
	6049	kudagolaBasavaraj		96	1	Machinery	SoilMoistureConservation	TCB	0.05741	2.2600	14.584	75.614	0.130	
							WasteWair	No	0.0500	4			0.200	
							Forestry	Ha	0.1525	0.400			0.061	
							Horticulture	Ha	0.22634	0.000			0.000	
	6050	hanumantappaRevaneppaKannappalavara		97	1	Machinery	SoilMoistureConservation	TCB	0.05741	0.6700	14.584	75.614	0.038	
							WasteWair	No	0.0500	2			0.100	
							Forestry	Ha	0.1525	0.000			0.000	
							Horticulture	Ha	0.22634	0.000			0.000	
	6051	AmravathiyallappaRamulngappa		97	2	Machinery	SoilMoistureConservation	TCB	0.05741	0.3300	14.584	75.614	0.019	
							WasteWair	No	0.0500	1			0.050	
							Forestry	Ha	0.1525	0.000			0.000	
							Horticulture	Ha	0.22634	0.000			0.000	
	6052	AmaravatiMallappa		97	3	Machinery	SoilMoistureConservation	TCB	0.05741	0.6800	14.584	75.614	0.039	
							WasteWair	No	0.0500	1			0.050	
							Forestry	Ha	0.1525	0.000			0.000	
							Horticulture	Ha	0.22634	0.000			0.000	

	6053	AmaravatiHanumantappaRamalingappa		97	5	Machinery	SoilMoistureConservation	TCB	Ha	0.05741	0.3300	14.584	75.614	0.019
								WasteWair	No	0.0500	0			0.000
								Forestry	Ha	0.1525	0.000			0.000
								Horticulture	Ha	0.22634	0.000			0.000

[Chapter-IV]4.5DetailsofVegetativeCoverActivitiesPlantationType:HorticulturteActivities

VillageName	FarmerName:	Farmer Code	Aadhar CardNo.	Rate Type(Manually/Machinery)	SurveyNo:	Total Area (Ha.)	Proposed Area(Ha.)	Activity/Mode I/Plant/CropName :	Number ofPlantsPerHa	No.of plants	Methodofirrigation(Drip/Ring/Surface)	Sourceofirrigation (Canal/Rainfed/Well)	AreaasperTypeOfLand(Ha.)		Ownershipof Land(CommunityLand/PrivateLand/Other	Latitude(Deg-Min-Sec)	Longitude (Deg-Min-Sec)
													WasteLand	Cultivable			
Benakanakonda, Halageri4 D4C5T2c	CHAPTER4.4ALLFARMERS			Manually		21.00	21.00	COCONUT, SAPOTA, CURRYLEAF, GUAVA, MANGO, LEMON	100	2100	DRIP Irrigation	BOREWELL	0	21.00	PrivateLand		



[Chapter-IV]4.5ADetailsofVegetativeCoverActivities

PlantationType:AfforestationActivities

VillageName	FarmerName:	Farmer Code	Aadhar Card No.	Rate Type(Manually/ Machinery)	SurveyNo:	TotalArea (Ha.)	Proposed Area(Ha.)	Activity/Model/Plant/Crop Name:	Number ofPlantsPerHa	No.ofplants	Methodofirrigation(Drip/Ring/Surface)	Sourceofirrigation (Canal/Rainfed/W ell)	AreaasperTypeOfLand(H a.)		Ownershipof Land(Communi tyLand/Priv ateLand/Oth erLand)
													WasteLand	Cultivable	
Benakanakonda, Halageri4D4C5T 2c	CHAPTER4.4A LLFARMERS			Manually		55.00	55.00	TEAK, SILVEROAK,M AHAGHONI,B AMBOO	100	5500	DRIP Irrigation	BOREWELL	0	55.00	PrivateLand

[ Chapter-IV]4.5B.DetailsofVegetativeCoverActivPlantationType:Fodderdevelopment

VillageName	FarmerName:	Farmer Code	Aadhar Card No.	Rate Type(Manually/ Machinery)	SurveyNo:	TotalArea (Ha.)	Proposed Area(Ha.)	Activity/Model/Plant/Crop Name:	Number ofPlantsPerHa	No.ofplants	Methodofirrigation(Drip/Ring/Surface)	Sourceofirrigation (Canal/Rainfed/W ell)	AreaasperTypeOfLand(H a.)		Ownershipof Land(Communi tyLand/Priv ateLand/Oth erLand)
													WasteLand	Cultivable	
Benakanakonda, Halageri4D4C5T 2c	CHAPTER4.4A LLFARMERS			Manually		2.00	2.00	PLANTING OFFODDER CROPVIZ NAPIERGRASS &LUCERN	10000	20000	DRIP Irrigation	BOREWELL	0	2.00	PrivateLand

[Chapter-IV]4.5CDetailsofVegetativeCoverActivitiesPlantationType:NurseryActivities

VillageName	FarmerName:	Farmer Code	Aadhar Card No.	Rate Type(Manually/ Machinery)	SurveyNo:	TotalArea (Ha.)	Proposed Area(Ha.)	Activity/Model/Plant/Crop Name:	Number ofPlantsPerHa	No.ofplants	Methodofirrigation(Drip/Ring/Surface)	Sourceofirrigation (Canal/Rainfed/W ell)	AreaasperTypeOfLand(H a.)		Ownershipof Land(Communi tyLand/Priv ateLand/Oth erLand)
													WasteLand	Cultivable	
Benakanakonda, Halageri4 D4C5T2c	CHAPTER4.4A LLFARMERS														



#### 4.Net Planning and Project activities

Rs in lakhs

It is for all reaches (upper, middle and lower) and also for Private, Common and drainage line areas

[Chapter-IV] 4.1, 4.1 A Baseline Data - Village wise Survey Numbers & Farmer wise Survey Numbers

MICRO CODE	Name of Farmer	Farmer Code	Survey No		Area (Ha)
Ranebennur	Makanur Veereshabin Sivappa	6054	27	2B	1.600
4D4C5T2d	Jadava Sharadamakom Ramappa	6055	27	5	1.960
	Makanur Devendrappa	6056	28	2+3B	4.410
	Poujadar Ashapak Ahamad bin Gousmoddinsab	6057	30	11	0.150
	Poujadarkhalidahamad	6058	30	12	0.190
	Chinikatti Prabhanna	6059	30	1B	0.350
	Vanitha kom Harisha Gorali	6060	31	1	1.170
	Hanumantappa Ramappa Gulannavara	6061	32	2C	0.100
	Laksmeswara Nagaraj	6062	32	2C	0.240
	Masanagi Gurushanatappa	6063	33	2	0.100
	Jaina Pravainakumar	6064	33	4	0.100
	Hulabanniurf Adiver Tirakappa	6065	33	6	0.180
	Manegar Manjunatha	6066	34	*	1.140
	Hulamani Tirakappa	6067	35	*	0.660
	Hulamani Shekhappa	6068	35	*	0.660
	Makanur Basavvakom Phakkrappa	6069	36	1	0.810
	Kalledevaru Gourammakom Revanashiddappa	6070	36	2	0.780
	Tahashildar Nilavva	6071	43	1	0.700
	Koppada Karabasappa	6072	44	*	0.560
	Sivalli kom Sivakirti	6073	45	*	0.520
	Mailara kumara	6074	53	*	0.520
	Cholappa Muddi	6075	54	2	0.400
	Gayatri Patrer	6076	55	2C	0.190
	Gayatri Patrer	6077	55	2B	0.100

	Ninganagouda Sunandavva	6078	55	1	0.380
	GangaraGanesha	6079	55	1X-1	0.380
	Nagaraja Gangannavara	6080	58	1	0.470

MICRO CODE	Name of Farmer	Farmer Code	Survey No		Area (Ha)
	Ramesha Lamaniurf Chavan	6081	58	2	0.470
	MuddiHonakerappa Siddappa	6082	59	2	0.420
	Tahashiladar Ravi	6083	152	1A	0.9200
	TahashildarHanumantappa	6084	152	1B	0.9400
	Goudra urf Patila Parameswaragouda	6085	152	2A	0.1300
	Goudra urf patil Basanagouda	6086	152	2A	0.1300
	Goudra urf Patil Sannagouda	6087	152	2A	0.1300
	Goudra urf Patil Somanagouda	6088	152	2A	0.1300
	Goudra urf Patil Halanagouda	6089	152	2A	0.1300
	MuddiNingappa	6090	152	2B	0.4100
	MuddiRudrappa	6091	152	2B	0.3400
	HuggiSulochana kom Hemappa	6092	153	1e	1.2800
	Jagadisha Khandeppa Bagalavara	6093	153	1w	0.2000
	GoudashivannavaraMalakappa	6095	153	4	1.4500
	MuddiSivakka	6096	156	1	0.4000
	MuddiYallavva	6097	156	2	0.5000
	Jagadisha Khanadeppa Bagalavara	6098	156	3	0.3100
	Jagadisha Khanadeppa Bagalavara	6099	156	4	0.3100
	GangaraShekhappa	6100	157	10	0.4300
	GangaraBasavantappa	6101	157	11	0.8200
	GangarGanesha	6102	157	12	1.6000
	GangarGanesha	6103	157	12	1.6000
	GanagarBasavanneppa	6104	157	13	0.9000
	Ganagara Gouravva	6105	157	14	0.4300
	GanagarKarabasappa bin Basappa	6106	157	15	0.4300
	GangarMahadevappa	6107	157	2	1.4600
	Ninganagoudra Sunanadavva	6108	157	3	0.4000
	Kotrappa Muppanna Honnalli	6109	157	4	1.2400
	GangarChannabasappa bin Sannappa	6110	157	5	0.4400
	GanagaraShekappa	6111	157	6	0.4400

	Ganagara Gouravva	6112	157	7	0.4400
--	-------------------	------	-----	---	--------

MICRO CODE	Name of Farmer	Farmer Code	Survey No		Area (Ha)
	GanagaraKarabasappa bin Basappa	6113	157	8	0.4400
	GanagaraChannabasappa Sannappa	6114	157	9	0.4300
	Shivashankara Siddalingappa Gaoudashivannavara	6115	158	10	0.6700
	Shivashankara Siddalingappa Gaoudashivannavara	6116	158	11	0.6700
	Tahashiladaraurf AnveriShakuntalaKoteppa	6117	158	12	0.9000
	TahashildarNillavva Siddappa	6118	158	13	0.9000
	Siddappa Bharamappa Bagalaavara	6119	158	2	0.3200
	Deviramma Makanur	6120	158	3	0.8900
	Makanur Devirammakom Sivappa	6121	158	4	0.9300
	Siddappa bharamappa Bagalavara	6122	158	5	0.4200
	ArerYallappa	6123	158	6	0.5700
	ArerYallappa	6124	158	7	0.3200
	SivashankaraSidlingappa Gaoudashivannavara	6125	158	8	0.2000
	Koppada Karabasappa	6126	160	1+2	2.0800
	HarapanahalliShankara Kotrabasappa	6127	161	*	1.8000
	HulabanniTirakappa	6128	164	*	1.1200
	HulabaniShekhappa	6129	164	*	1.1200
	GoudashivannavaraManjunatha	6130	165	*	2.4600
	GoudashivannavaraSomashekhara	6131	167	1	2.0600
	Basavarajappa Virabhadrapa	6132	167	2A	0.4700
	GoudashiannavaraSivashankara Sivappa	6133	167	2B	0.4800
	Sivashankara Sidlingappa Goudashivannavara	6134	167	3A	0.5000
	GoudashivannavaraSiddapa	6135	167	3B	0.4700
	GoudashiannavaraChannabasappa Siddabasappa	6136	167	4	0.6300
	Goudashivannavara Paravatevva bin Kotrapa	6137	167	5	1.0700
	GoudashivannavaraSiddappa	6138	168	3A	0.4000
	GoudashivannavaraSunanda kom Basavarajappa	6139	168	1	1.0700
	Goudashivannavara Raju	6140	168	2	1.5200
	GoudashivannavaraChannabasappa bin Siddabasappa	6141	168	3	0.4500
	GoudashivannavaraJatteppa	6142	168	3A	0.4000

	Revanashiddappa Veerabhadrapa	6143	168	3A	0.4000
--	-------------------------------	------	-----	----	--------



MICRO CODE	Name of Farmer	Farmer Code	Survey No		Area (Ha)
	Basavarajappa Veerabhadrappa	6144	168	3C	0.4000
	Kottur Rudraprakasha BinShivappa	6145	169	1	1.7000
	Kottur Mruntuynjaya	6146	169	2	1.2700
	SalageriGuddappa	6147	169	3	0.4000
	Parameshappa Basappa Gullannavara	6148	169	4	1.6800
	Kaki Sanna Hanumatappa	6149	170	1	2.0900
	HarapanahalliRudrappa BinKotrabasappa	6150	170	2	1.2000
	Siddappa Basappa Koppada	6151	171	1	1.7100
	Koppada Sannabasappa	6152	171	2	1.7100
	Devandrappa urf Gurushiddappa Basappa	6153	171	3	1.7200
	Koppada Sannabasappa	6154	171	4	1.7100
	MalagiMailarappa	6155	172	1a	0.6200
	HuggiHemappa	6156	172	2a	0.7200
	Jabivulla Nurahamada Makandara	6157	172	2a	0.2600
	NiyajaahamadNurahamadMakanadar	6158	172	2a²...	0.4600
	MalagiKarabasappa	6159	172	3a+3	1.4300
	MalagiSiddappa	6160	172	3a+3	0.7800
	Kamabali Revanasiddappa	6161	172	4A	1.1100
	Kottura Sivayogappa	6162	172	4B	1.0400
	Koppada Sharada	6163	172	5a	0.7600
	Koppada Sharada	6164	172	5a	1.6100
	KamabaliBasavaraj	6165	173	1+2.X-1	1.7100
	Kamabali Cholappa	6166	173	1+2.X-2	1.6900
	Kamabali Kenchamma kom Karabasappa	6167	173	1+2.X-3	1.6900
	KamabaliKarisiddappa	6168	173	1+2X-1	1.6900
	PujaraBharamappa	6169	174	2a	1.7000
	Guddappa Kasavalada	6170	174	2a	0.4000
	Srinivasa kaki	6171	174	1	1.8000
	Nagaraja Huggi	6172	174	2	1.2000
	Birappa Kasavala	6173	174	3	0.4000

	Hanumantappa Kasalavad	6174	174	4	0.4000
--	------------------------	------	-----	---	--------

MICRO CODE	Name of Farmer	Farmer Code	Survey No		Area (Ha)
	Mallavva Malladada	6175	174	5	0.1000
	Tirakappa kasalavada	6176	174	6	0.4000
	Nagaraja Huggi	6177	174	7	1.2000
	Kamabali Kenchamma Karabasappa	6178	175	1	1.2000
	Maratha UrfArer Yallappa	6179	175	2	1.5700
	Maratha urf Arer Sivananadabin Sidhappa	6180	175	3	1.5700
	Malagisantavva kom Kariyallappa	6181	175	4	2.3600
	Kati Yallavva	6182	175	5	0.8000
	Kati Siddappa	6183	175	6	1.0100
	Kamabali Ratnavva	6184	176	*	1.7600
	Koppada Yuvaraj	6185	176	*	1.7600
	Koppada Sharada	6186	176	*	1.7600
	Sarvanda Biddadeppa	6187	176	*	1.7600
	KamabliPramoda	6188	177	1	1.6000
	Kamabli Sankrappa	6189	177	1	0.7900
	Kamabali Hanamantappa	6190	177	1	0.7900
	KamabaliUma	6191	177	2	1.6000
	KamabaliGoutam	6192	177	2	1.5700
	Nadiger Devaraj	6193	178	1	0.1800
	Hulihalliurf MasalannavaraCholappa	6194	178	10	0.3600
	Hulihalliurf MasalannavaraRamappa	6195	178	11	0.3600
	Hulihalliurf MasalannavaraMalatesha	6196	178	12	0.3600
	Parameshappa Guddappa HulihalliurfMasalannavara	6197	178	13	0.1600
	Hulihalliurf masalannavarakariyappa	6198	178	2	0.3600
	Kambali Gutteppa	6199	178	3	1.5600
	Koppada Sharada	6200	178	3	1.7200
	Parameshappa Guddappa HulihalliMasalannavara	6201	178	4	0.2000
	Devendrappa Guddappa HulihalliurfMasalannavara	6202	178	5	0.3600
	Masalannavaraurf HulihalliNingappa	6203	178	6	0.2800
	Hulihalliurf masalannavaraBasappa	6204	178	7	0.2800

	Masalannavaraurf HulihalliBasappa	6205	178	8	0.2800
--	-----------------------------------	------	-----	---	--------

MICRO CODE	Name of Farmer	Farmer Code	Survey No		Area (Ha)
	AntravalliAbdul RajakaBin Ibrahinsab	6206	178	9	0.3300
	Nadiger Geeta	6207	179	1	0.2000
	HuggiSivappa	6208	179	1B	1.4000
	Nadiger Devaraj	6209	179	2	0.2100
	MakanurBasavarajappa	6210	180	2	1.7000
	MakanurBasavarajappa	6211	180	3	1.8500
	MakanurKarabasappa	6212	180	1+190	3.1600
	MakanurBasappa Rudrappa	6213	180	1+190	3.1600
	Kamabali Basavanatappa Urf Basappa	6214	181	1	0.6000
	Kamabli Ramappa	6215	181	1	0.6000
	KamabliGuttevvakom Biddadeppa	6216	181	2	1.2800
	KamabliLalitavva	6127	181	3	0.4600
	KamabliLalitavva	6218	181	4A	1.2000
	Kamabali Kenchamma kom Karabasappa	6219	181	4B	1.5400
	Sunita kom Irappa	6220	182	*	5.1900
	Kamabli Kirana	6221	183	1a	0.4000
	Kamabali Kirana	6222	183	1a	0.4100
	KamabaliSharadamma	6223	183	1A	0.2100
	PujaraBharamappa	6224	183	2	0.3300
	MalagiMaradeppa	6225	184	1	0.8000
	MalagiMaradeppa	6226	184	2	0.5200
	Kambali Sharadamma	6227	185	1	0.2400
	Kasavalada Cholappa	6228	185	2	0.8700
	Makanura Basavaraja	6229	186	*	0.9900
	Makanura Basavaraja	6230	187	1	0.4500
	Makanura Basavaraja	6231	187	2A	0.7400
	GulannanavaraMahadevappa	6232	188	1	0.4600
	BhangiHeggappa	6233	188	2	1.1200
	Rupa kom Hanumantappa Gulannavara	6234	188	3	1.7800
	Nagappa Karabasappa Gulannavara	6235	189	1	2.1500

	BhangiHeggappa Mallappa	6236	189	2	2.1900
--	-------------------------	------	-----	---	--------

MICRO CODE	Name of Farmer	Farmer Code	Survey No		Area (Ha)
	GulannavaraGirijamma Mahadevappa	6237	189	3	1.9800
	MakanurSivanandappa	6238	190	4	1.0000
	MakanurChannappa bin Channabasappa	6239	190	5	1.0000
	BangiHeggappa	6240	249	1+2+3	2.0100
	Rudrappa Makanur	6241	250	*	0.6400
	Rudrappa Makanur	6242	251	*	0.6800
	Rudrappa Makanur	6243	252	*	0.5500
	SalageriKariyallappa urf kariyallappaSannamaradeppa	6244	253	*	0.5800
	Kamabli Cholappa	6245	254	*	0.5900
	Kamabli Cholappa	6246	255	*	0.4900
	Kenchamma kom Birappa Kasavalad	6247	256	*	1.7200
	Kambali Revanasiddappa	6248	257	*	1.9700
	KamabliRatnavva	6249	258	1	1.5700
	MakanurRudrappa	6250	258	2	2.3700
	Koppada Girijamma kom Sankrappa	6251	258	3	0.5000
	KoppadaRudrappa ninBasappa	6252	258	3	1.8000
	Ganesha Channaasappa Koppada	6253	258	3	0.6000
	Basavaneppa Sivabasappa koppada	6254	258	3	0.7000
	MajjagiSankrappa	6255	259	1	0.4200
	MajjagiMallappa	6256	259	2	0.4200
	MajjagiManjappa	6257	259	3	0.4400
	Shankrappa Buradikatti	6258	259	4	1.3100
	GadiHanumavva	6259	260	1	1.6000
	Guddannanapara Guttevva	6260	260	1	0.7700
	BanuvalliSavakka	6261	260	1	0.7800
	SalageriGuddappa Martendappa	6262	260	1	0.7700
	Yakalapuram Lakshamappa	6263	260	2	3.6000
	Manoja Basavaraj Maradibanakar	6264	261	1	1.4700
	MaradibanakaraKariyappa	6265	261	2	1.4700
	Salageriurf KasavalaBirappa	6266	261	3	1.4800

	Koppada Dundeppa	6267	262	1	1.2000
--	------------------	------	-----	---	--------



MICRO CODE	Name of Farmer	Farmer Code	Survey No		Area (Ha)
	Koppada Dundappa	6268	262	2	0.7000
	Koppada Dundappa	6269	262	3	1.4800
	Channamma Bhanuvalli	6270	263	1	0.1500
	Manju Mudigoudra	6271	263	10	0.1100
	kasavalada Ramappa	6272	263	2	0.4000
	SivayogiGuddappa urf Gadada	6273	263	3	0.2500
	Savakka KiranHanumantappa	6274	263	4	0.1500
	Rudragouda Mavintopa	6275	263	7	0.1500
	Kasavalad Ramappa	6276	263	9	0.1800
	Kodihalli Ramesha	6277	264	2೉	0.2300
	Chinamya Ramanagouda Mallanagouda Ramanagouda	6278	264	2ೃ	0.3900
	Kodihalli Ramesha	6279	264	3೉	0.1400
	Chinamya Ramanagouda Mallanagouda Ramanagouda	6280	264	3ೃ	0.2300
	AnnigeriShanmukhappa	6281	264	1	0.3400
	KichadiGanagavva kom Ramappa	6282	264	4	0.1100
	KichadiGanagvva Ramappa	6283	264	4	0.2000
	KichadiGanagavva Ramappa	6284	264	4	0.2600
	KichadiBirappa	6285	264	4	0.1300
	KichadiBirappa yallappa	6286	264	4	0.1900
	KichadiMuddeppa	6287	264	4	0.7700
	KichadiMuddeppa Kariyappa	6288	264	4	0.3000
	AnnigeriShanmukhappa	6289	264	5	0.2300
	AnnigeriShanmukhappa	6290	264	7	1.0200
	AnnigeriShanmukhappa	6291	265	1೉	0.7500
	Jadhava Siddappa	6292	265	1ೃ	1.4900
	Chinamya Ramanagouda Mallanagouda Ramanagouda	6293	265	2	1.8100
	Chinamya Ramanagouda Mallanagouda Ramanagouda	6294	265	3	1.2500
	Jadhava ChandrashekharNingappa	6295	265	4	1.4900
	KichadiMuddeppa	6296	266	1	1.6000
	GulannavaraAshok	6297	266	2	0.8000

	GulannavaraKurivatteppa	6298	266	2	0.8000
--	-------------------------	------	-----	---	--------

MICRO CODE	Name of Farmer	Farmer Code	Survey No		Area (Ha)
	GulannavaraAshoka				0.000
	GulannavaraAshoka	6300	266	2	1.5500
	GulannavaraKurivatteppa	6301	266	2	1.5500
	GulannavaraKurivatteppa	6302	266	2	1.5500
	KichadiGangavva Ramappa	6303	266	2	0.3000
	KichadiRamappa	6304	266	2	0.3000
	KichadiMuddappa	6305	266	2	0.6000
	Goudashiavannavara Raju	6306	267	2೨	1.5900
	Koteppa Yallappa Mayannanavara	6307	267	2೩	0.3900
	Puttappa Hanumantappa Kodihalli	6308	267	2೩	0.4100
	MayannanavaraKuberappa	6309	267	2೩	0.3900
	MayannanavaraIramma	6310	267	2೩	0.4000
	Makanur Basavva Phakkirappa	6311	267	3	1.9900
	Rudrappa Makanur	6312	267	4	1.9900
	MalagiKuberappa	6313	268	2	1.8400
	Hanumantappa Kasavalada	6314	268	5	0.5000
	MayannanavaraMaradeppa	6315	269	1	1.2000
	Basavaraja Kasavalad	6316	269	10	0.700
	Birappa Kasavalada	6317	269	2	0.350
	Birappa Kasavalada	6318	269	4	1.050
	Manjappa Kasavalada	6319	269	5	0.350
	Shobha Kasavalad	6320	269	6	0.350
	BasavarajaKasavalada	6321	269	7	0.360
	Manjappa Kasavalada	6322	269	8	1.050
	Shobha Kasavalad	6323	269	9	0.700
	Kasavalada Cholappa	6324	270	1	1.200
	Nilavva kom SiddappaTahashildar	6325	270	2	0.400
	HuchchannavaraMangala urf Lata	6326	270	3	0.740
	TahashiladarNilavva	6327	270	4	1.140
	TahashiladarNilavva	6328	270	5	1.040

	Ramappa Guddapa HulihalliurfMasalannavara	6329	270	7	0.400
--	---	------	-----	---	-------

MICRO CODE	Name of Farmer	Farmer Code	Survey No		Area (Ha)
	HuchcannavaraMangala urf Lata	6330	270	8	0.250
	Koppada Ajjappa	6331	271	*	6.330
	JamalasaburfJamaluddina Pakkirasab	6332	272	3೩	0.330
	AmabliDevendrappa	6333	272	1B	0.000
	GulannavaraParameshappa Basappa	6334	272	3೧	0.000
	Venkatareddi Rachayya Nandyal	6335	272	3೧	0.000
	Koppada Maheshappa Karabasappa	6336	285	34	0.000
	HosamaniMaheshappa Sannasiddappa	6337	285	6೨	0.000
	Kamabali Manjappa	6338	287	1೨	0.000
	SavakarKirana Hanumantappa	6339	287	12	0.000
	Kamabli Hasinabanu	6340	287	14	0.000
	HullattiTimmappa bin Gudappa	6341	287	17	0.000
	HosamaniGanagamma kom Doddasiddappanavara	6342	288	4	0.000
	Shankrappa Buradikatti	6343	313	1	0.000
	KhatibAnveri	6344	313	10	0.000
	Inamathi Parashuramappa	6345	313	11	0.000
	HanagalPramila Shankarappa	6346	313	12	0.000
	Maradeppa Puttappa Kichadi	6347	313	13	0.000
	Balanagoudra Karabasappa	6348	313	4	0.000
	YalavattiAnnakkaHemappa	6349	313	5	0.000
	Magoda Ananadappa	6350	313	6	0.000
	HaveriNagappa	6351	313	7	0.000
	Balanagoudra Karabasappa	6352	313	8	0.000
	SriPadanayakAnnappa	6353	314	2೯	0.000
	SriPadanayakAnnappa	6354	314	2೦	0.000
	DanappanavaraJagadishappa	6355	314	1	0.000
	Gurushantappa Mallehappa Kenchoti	6356	315	1	0.000
	Mohana Bennur	6357	315	2	0.000
	ToppannavaraSusilamma Basappa	6358	315	3	0.000
	TotappanavaraBasappa	6359	315	5	0.000

	Prakasha Basappa	6360	315	7	0.000
--	------------------	------	-----	---	-------

MICRO CODE	Name of Farmer	Farmer Code	Survey No		Area (Ha)
	Kitur Altapha	6361	315	8	0.000
	MakanurDevendrappa	6363	316	1	0.000
	KxirasagarSuresha	6364	316	2೉	0.000
	Makanur Basavvakom Pakkirappa	6365	316	2೉	0.000
	Birappa Kasavalad	6366	316	4	0.000
	Shamasadbegma Kamadod	6367	316	5	0.000
	MaradibanakaraGurushanatappa	6368	316	6	0.000
	MaradibanakaraGurushanatappa	6369	316	7	0.000
	MaradibanakaraGurushanatappa	6370	316	8	0.000
	AshokaSiddappa Gulannavara	6371	317	1	0.000
	Kenchoti Asoka	6372	317	2	0.000
	Pradipa Ashokappa Gulannavara	6373	317	3	0.000
	Nagaraj Mahadevappa Kadligondi	6374	317	4	0.000
	Rajappa Mahadevappa Kadligondi	6375	317	5	0.000
	Gurushantappa Malleshappa Kenchoti	6376	318	*	0.000
	Rudrappa Makanur	6376	319	1	0.000
	DanappanavaraPradip	6378	319	2	0.000
	HosagoudraSushilavva	6379	320	1	0.000
	ShekhappaBasappa Hosagoudra	6380	320	2	0.000
	Shekappa Basappa Hosagoudra	6381	320	3	0.000
	Hosagoudra Siddappa	6382	320	4	0.000
	Mahadevappa Basappa HoSaggoudra	6383	320	5	0.000
	Parameswarappa Basappa Hosagoudra	6384	320	6	0.000
	Raghavendra Vishanatha BagadeurfHebbali	6385	321	1೉	0.000
	KenchotiSushilamma	6386	321	1ೃ	0.000
	Kottur Prema	6387	321	2	0.000
	Jayashila Sankrappa Harapanahalli	6388	321	3	0.000
	Bagade Hemavathi Viswanatha	6389	321	4	0.000
	Gundagatti Drakxyayanamma	6390	322	1□□□	0.000
	GundagattiUmeshappa	6391	322	1ೃ	0.000

	GundagattiUmeshappa	6392	322	1ಎಫೆ	0.000
--	---------------------	------	-----	------	-------



MICRO CODE	Name of Farmer	Farmer Code	Survey No		Area (Ha)
	GundagattiUmeshappa	6393	322	1□□	0.000
	GundagattiUmeshappa	6394	322	1□□	0.000
	Kabber Devaraj	6395	322	1□□	0.000
	GundagattiMahendra	6396	322	1□□	0.000
	GundagattiMahendra	6397	322	1□□	0.000
	Gundagatti Drakxyayanamma	6398	322	1□□	0.000
	Krishanappa Byadagi	6399	322	1∞	0.000
	KuravattiRajashekaraKotrabasappa	6400	322	2	0.000
	Lalita Kom Karabasappa Harapanahalli	6401	322	3	0.000
	Kenchoti Ashoka	6402	323	*	0.000
	Koppada Channabasappa Sivabasappa	6403	324	1	0.000
	Goudra Nilappa Sannavasappa	6404	324	2	0.000
	Totappanavara RajuSomappa	6405	324	3	0.000
	Totappanavara Ratnamma	6406	324	5	0.000
	TottappanavaraSushilamma Basappa	6407	324	6	0.000
	TottappanavaraSushilamma Basappa	6408	324	7	0.000
	MakanurBasavarajappa	6409	325	1	0.000
	MakanurNagendrappaSankrappa	6410	325	2	0.000
	kakola Draakshayanamma Basavantappa	6411	326	*	0.000
	kakola Hliyappa Channabasappa	6412	326	*	0.000
	kakola HoliyappaChannaasappa	6413	326	*	0.000
	kakola HoliyappaChannaasappa	6414	326	*	0.000
	GoudashivvannavaraNagappa	6415	327	1	0.000
	GoudashivvannavaraNagappa	6416	327	1	0.000
	MakanurMahadevappa	6417	327	10	0.000
	MakanurMahadevappa	6418	327	10	0.000
	KakolaHemmaya	6419	327	12	0.000
	KakolaHemmaya	6420	327	12	0.000
	Guddappa Ramappa Malagi	6422	327	14	0.000
	Goudashivannaavra Siddappa	6423	327	2	0.000

	kakola Cannabasappa Phakkirappa	6424	327	3	0.000
--	---------------------------------	------	-----	---	-------

MICRO CODE	Name of Farmer	Farmer Code	Survey No		Area (Ha)
	MakanurKarabasappa	6425	327	6	0.000
	Makanura Virabhadrappa Channabasappa	6426	327	8	0.000
	Ismayila AdbulanabisabHubbali	6427	328	2	0.000
	MakanurKarabasappa	6428	328	4	0.000
	MakanurVirabadrappa Channabasappa	6429	328	6	0.000
	MakanurMahadevappa	6430	328	8	0.000
	KakolaHemayya	6431	328	9	0.000
	Kakola DrakshayaniBasavannepa	6432	329	1	0.000
	Kakola Holiyappa	6433	329	1	0.000
	KakolaUrf KenchotiHoliyappaChanabasappa	6434	329	2	0.000
	KoppadBasavarajappa	6435	330	3	0.000
	Jagadisha Rudrappa Koppada	6436	330	3	0.000
	Kakola KenchotiHoliyappa Channabasappa	6437	330	1	0.000
	MajjagiGirishaRavikumara	6438	330	11	0.000
	Maheshappa Koppada	6439	330	13	0.000
	BurudikattiManjunatha	6440	330	2	0.000
	Koppada Basavaraja	6441	330	3	0.000
	MajjagiShashidhara	6442	330	4	0.000
	HulihalliMasalannavaraKariyappa	6443	330	5	0.000
	MallapurShantaurf kavitha	6444	330	6	0.000
	MajjagiGirisha				2
	MajjagiShashidhar	6446	330	9	0.000
	Koppada Gouramma Mahadevappa	6447	331	1	0.000
	Koppada Gouramma Mahadevappa	6448	331	1	0.000
	MajjagiMallikarjuna	6449	331	2	0.000
	MajjagiShankrappa Karabasappa	6450	331	2	0.000
	Koppada Basavarajappa	6451	332	3	0.000
	Dodaujjappalavara UrfHalageriSomashekhara	6452	332	3	0.000
	Kakola urf KenchotiHoliyappaChannabasappa	6453	332	1	0.000
	Kakola urf KenchotiHoliyappaChannabasappa	6454	332	2	0.000

	Koppada Basavarajappa	6455	332	3೯	0.000
--	-----------------------	------	-----	----	-------

MICRO CODE	Name of Farmer	Farmer Code	Survey No		Area (Ha)
	Goudra Kamalamma	6456	332	4	0.000
	Kakola Holiyappa Channabasappa	6457	332	5A	0.000
	Kakola Holiyappa Channabasappa	6458	332	5B	0.000
	Rudrappa Makanur	6459	332	6	0.000
Halageri	Mallanagoudra Chinmy	6460	50	1	1.250
4D4C5T2d	Kallappa Syamanur	6461	50	2	0.400
	MakanurSivanadappa	6462	50	3	1.440
	KarabasallavaraBharamagouda	6463	50	4	2.400
	Gurubasappa Syamanur	6464	50	4	2.400
	Sambhanna Syamanur	6465	50	5	0.400
	Virappa Syamanur	6466	50	6	0.400
	Nelogalla Basappa	6467	50	7	0.400
	NelogalBasappa	6468	51	1	2.000
	NelogalChanavirappa	6469	51	2	2.000
	Budihala Adikeshava	6470	51	3	3.600
	MaradibanakaraKariyappa	6471	52	2ಃ	0.130
	NelogalBasappa	6472	52	2ಃ	0.680
	MaradibanakaraBasavaraja Karabasappa	6473	52	2ಃ	0.120
	Kasavalada Hanumantappa Channabasappa	6474	52	3ಉ	0.610
	KasavaladaShobha	6475	52	3ಊ	0.950
	kasavalada Shobha	6476	52	3ಋ	0.380
	kasavalada Shobha	6477	52	3ಠ	0.780
	Nelogalla Basappa	6478	52	2ಃ	0.680
	Nelogalla Basappa	6479	52	2ಃ	0.700
	Nelogalla Basappa	6480	52	2ಃ	0.660
	Kasavalad Hanumantappa Channabasappa	6481	52	3ಉ	0.610
	Guddadaguli Ujjappa	6482	52	5	1.470
	BagilavaraKarabasappa	6483	52	6	0.960
	Kasavalad Puttappa	6484	52	7	0.670
	KoppadBasanagouda	6485	53	3ಉ	0.300

	Koppada Basappa	6486	53	4೯	0.620
--	-----------------	------	----	----	-------

MICRO CODE	Name of Farmer	Farmer Code	Survey No		Area (Ha)
	Guddadaguli Jatteppa	6487	53	4೨	0.150
	Koppada Karabasappa	6488	53	1	0.900
	Kannagoudra Sivanagouda	6489	53	2	1.020
	Kamabli Shanmukhappa	6490	53	3೯	0.350
	Kamabli Shanmukhappa	6491	53	3೨	1.120
	Guddadaguli Jatteppa	6492	53	7	1.280
	Adivera urf HullabanniSiddappa	6493	54	3೨	0.450
	Adivera urf HullabanniNilappa	6494	54	3೨	0.450
	Tahashildar Renukamma	6495	54	4೨	0.580
	TahashildarKuberappa	6496	54	4೯	0.590
	HullattiNagappa	6497	54	4೯	0.420
	ThashildarShivamma	6498	54	4೨	0.580
	Kambli Ratnavva Doddairappa	6499	54	1	0.470
	ArerYallappa	6500	54	2	0.500
	KoppadavaraKarabasappa	6501	54	5	1.200
	Tahashiladar Renukamma	6502	55	4೨	0.270
	TahashidarKuberappa	6503	55	4೯	0.250
	HullattiNagappa	6504	55	4೯	0.800
	TahashiladarShivamma	6505	55	4೨	0.270
	Kamabali Ratnavva	6506	55	1	0.360
	Aerer yallappa	6507	55	2	0.520
	Adivera urf HullabanniNilappa	6508	55	3	0.540
	Adivera urf hullabanniSiddappa	6509	55	3	0.540
	Koppada Karabasappa	6510	55	5	0.620
	MalagiMailareppa	6511	56	1	0.320
	HulagemmanavarNilapa	6512	56	1	1.100
	BudanurSiddappa	6513	56	2೨	0.850
	Kamabali Shanmukhappa	6514	56	2೨	0.150
	KamabaliShanmukhappa	6515	56	2೨	0.280
	GanagerSuresha	6516	57	1	1.300

	GanagerShankrappa	6517	57	2	0.320
--	-------------------	------	----	---	-------



MICRO CODE	Name of Farmer	Farmer Code	Survey No		Area (Ha)
	Basavaraj Sannappa Ganager	6518	57	3	0.330
	GanagerChannabasappa	6519	57	4	0.330
	GanagerShekhappa	6520	57	5	0.330
	GanagerGanaeshappa	6521	57	6	1.300
	Jivayi Shantavva	6522	57	7	1.300
	GanagerGaneshappa	6523	58	1	1.240
	GanagerGaneshappa	6524	58	1	1.240
	Jivayi Shantavva	6525	58	10	1.370
	GanagerChannabasappa	6526	58	11	0.360
	GanagerShekappa				0.000
	GanagerShekappa	6528	58	7	0.370
	GangerSuresha	6529	58	9	1.350
	MakanurBasavarajappa	6530	59	2	2.860
	MakanurDevendrappa	6531	59	3	2.770
	Makanura Mahadevappa	6532	59	4	2.770
	Koppada Prakasha	6533	60	1	2.190
	Gopala Halageri	6534	60	1	2.190
	Gopala Halageri	6535	60	3	1.200
	Narayana Halageri	6536	60	4	1.200
	Narayana Halageri	6537	60	6	1.600
	VamanaHalageri	6538	61	1	3.600
	Koppada Sannabasappa	6539	61	1	3.600
	Koppada Karabasappa	6540	61	2೉	1.350
	Koppada Karabasappa	6541	61	2೯	0.670
	Koppada Karabasappa	6542	61	2೯	0.660
	Koppada Karabasappa	6543	61	2೧	1.270
	MakanurMahadevappa	6544	62	1೉	2.350
	Parameswarappa Basappa Koppad	6545	62	1೧	1.600
	Shanmukhappa Doddasiddappa Hosmani	6546	62	2	2.150
	Marudappa Sannasiddappa Hosamani	6547	62	3	1.570

**4.NetPlanningandProjectactivities**

Rs in lakhs

**[ Chapter-IV ]4.3Baseline Data-Details ofExistingSoilMoisture ConservationandWaterHarvestingActivities**

Village Name	Survey No.	ActivityType:	ActivityName:	Unit	PerUnit Runoff Stored (TCM)	Existing No.ofstru ctures	Latitude( Degree-Min-Sec)	Longitude (Degree-Min-Sec)	IS In Used9Ye s/No )	Program Name	Year Or Constructio n (YYYY-YY)
Ranebennur	203	Water HarvestingAc tivities	Farm Pond	1	0.7	1	14.595	75.605	Yes	NREGA	2016-19
	174		Check Dam	1	2.5	1	14.591	75.617	Yes	TP	2009-10
	312		Tank	1	5.4	1	14.612	75.615	Yes	Old	Old
<b>Total</b>				3	8.6	3					

4.NetPlanningandProjectactivities

Rsinlakhs

Ranebennur4D4C5T2d

[Chapter-IV]4.4DetailsofProposedSoilMoistureConservationandWaterHarvestingActivities

VillageName	Farmer Code	FarmerName	Aadhar Card No	Survey Number	RateType(Manually/Machinery)	ActivityType(SoilMoistureConservationActivity/WaterHarvestingActivity)	ActivityName	Unit	UnitCost(InLakhs.)	Proposed Quantity	Latitude(Deg-Min-Sec)	Longitude (Deg-Min-Sec)	TotalCost(InLacs)	SitePhoto
Ranebennur	6054	MakanurVeereshabinSivappa		27	2೦೨	Machinery	SoilMoistureConservation	TCB	0.05741	1.600	14.609	75.614	0.092	
							WasteWair		0.0500	2			0.100	
							Forestry	Ha	0.15250	0.400			0.061	
							Horticulture	Ha	0.22634	0.000			0.000	
4D4C5T2d	6055	JadavaSharadamakomRamappa		27	5	Machinery	SoilMoistureConservation	TCB	0.05741	1.960	14.609	75.614	0.113	
							WasteWair		0.0500	3			0.150	
							Forestry	Ha	0.15250	0.400			0.061	
							Horticulture	Ha	0.22634	0.000			0.000	
	6056	MakanurDevendrappa		28	2+3B	Machinery	SoilMoistureConservation	TCB	0.05741	4.410	14.609	75.614	0.253	
							WasteWair		0.0500	2			0.100	
							Forestry	Ha	0.15250	0.300			0.046	
							Horticulture	Ha	0.22634	0.000			0.000	
	6057	PoujadarAshapakAhamadbinGousmoddinsab		30	11	Machinery	SoilMoistureConservation	TCB	0.05741	0.150	14.609	75.614	0.009	
							WasteWair		0.0500	5			0.250	
							Forestry	Ha	0.15250	1.000			0.153	
							Horticulture	Ha	0.22634	0.800			0.181	
	6058	Poujardarkhalidahamad		30	12	Machinery	SoilMoistureConservation	TCB	0.05741	0.190	14.609	75.614	0.011	
							WasteWair		0.0500	0			0.000	
							Forestry	Ha	0.15250	1.000			0.153	
							Horticulture	Ha	0.22634	1.000			0.226	
	6059	ChinikattiPrabhanna		30	1೦೨	Machinery	SoilMoistureConservation	TCB	0.05741	0.350	14.609	75.614	0.020	
							WasteWair		0.0500	1			0.050	
							Forestry	Ha	0.15250	0.000			0.000	
							Horticulture	Ha	0.22634	0.000			0.000	
	6060	VanithakomHarishaGorali		31	1	Machinery	SoilMoistureConservation	TCB	0.05741	1.170	14.609	75.614	0.067	
							WasteWair		0.0500	1			0.050	
							Forestry	Ha	0.15250	0.000			0.000	
							Horticulture	Ha	0.22634	0.000			0.000	
	6061	HanumantappaRamappaGulannavara		32	2೦೨	Machinery	SoilMoistureConservation	TCB	0.05741	0.100	14.609	75.614	0.006	
							WasteWair		0.0500	1			0.050	
							Forestry	Ha	0.15250	0.000			0.000	
							Horticulture	Ha	0.22634	0.000			0.000	
	6062	LakmeswaraNagaraj		32	2೦೩	Machinery	SoilMoistureConservation	TCB	0.05741	0.240	14.609	75.614	0.014	
							WasteWair		0.0500	1			0.050	
							Forestry	Ha	0.15250	0.000			0.000	
							Horticulture	Ha	0.22634	0.000			0.000	
	6063	MasanagiGurushanatappa		33	2	Machinery	SoilMoistureConservation	TCB	0.05741	0.100	14.609	75.614	0.006	
							WasteWair		0.0500	1			0.050	
							Forestry	Ha	0.15250	0.000			0.000	
							Horticulture	Ha	0.22634	0.000			0.000	
	6064	JainaPravainakumar		33	4	Machinery	SoilMoistureConservation	TCB	0.05741	0.100	14.609	75.614	0.006	
							WasteWair		0.0500	1			0.050	
							Forestry	Ha	0.15250	0.000			0.000	
							Horticulture	Ha	0.22634	0.000			0.000	
	6065	HulabanniurfAdiverTirakappa		33	6	Machinery	SoilMoistureConservation	TCB	0.05741	0.180	14.609	75.614	0.010	
							WasteWair		0.0500	1			0.050	
							Forestry	Ha	0.15250	0.000			0.000	

4.NetPlanningandProjectactivities

Rsinlakhs

	6066	ManegarManjunatha		34	*	Machinery	SoilMoistureConservation	Horticulture	Ha	0.22634	0.000			0.000
								TCB	Ha	0.05741	1.140	14.609	75.614	0.065
								WasteWair		0.0500	1			0.050

VillageName	Farmer Code	FarmerName	Aadhar Card No	Survey Number	RateType(Manually/Machinery)	ActivityType(SoilMoistureConservationActivity/WaterHarvestingActivity)	ActivityName	Unit	UnitCost(InLakhs.)	Proposed Quantity	Latitude(Deg-Min-Sec)	Longitude (Deg-Min-Sec)	TotalCost(InLacs)	SitePhoto
							Forestry	Ha	0.15250	0.000			0.000	
							Horticulture	Ha	0.22634	0.000			0.000	
	6067	HulamaniTirakappa		35	*	Machinery	SoilMoistureConservation	TCB	0.05741	0.660	14.609	75.614	0.038	
							WasteWair		0.0500	1			0.050	
							Forestry	Ha	0.15250	0.000			0.000	
							Horticulture	Ha	0.22634	0.000			0.000	
	6068	HulamaniShekhappa		35	*	Machinery	SoilMoistureConservation	TCB	0.05741	0.660	14.609	75.614	0.038	
							WasteWair		0.0500	1			0.050	
							Forestry	Ha	0.15250	0.000			0.000	
							Horticulture	Ha	0.22634	0.000			0.000	
	6069	MakanurBasavvakomPhakkrappa		36	1	Machinery	SoilMoistureConservation	TCB	0.05741	0.810	14.609	75.614	0.047	
							WasteWair		0.0500	1			0.050	
							Forestry	Ha	0.15250	0.000			0.000	
							Horticulture	Ha	0.22634	0.000			0.000	
	6070	KaldevvaruGourammakomRevanashiddappa		36	2	Machinery	SoilMoistureConservation	TCB	0.05741	0.780	14.609	75.614	0.045	
							WasteWair		0.0500	1			0.050	
							Forestry	Ha	0.15250	0.000			0.000	
							Horticulture	Ha	0.22634	0.000			0.000	
	6071	TahashildarNilavva		43	1	Machinery	SoilMoistureConservation	TCB	0.05741	0.700	14.609	75.614	0.040	
							WasteWair		0.0500	1			0.050	
							Forestry	Ha	0.15250	0.000			0.000	
							Horticulture	Ha	0.22634	0.000			0.000	
	6072	KoppadaKarabasappa		44	*	Machinery	SoilMoistureConservation	TCB	0.05741	0.560	14.609	75.614	0.032	
							WasteWair		0.0500	1			0.050	
							Forestry	Ha	0.15250	0.000			0.000	
							Horticulture	Ha	0.22634	2.000			0.453	
	6073	SivallikomSivakirti		45	*	Machinery	SoilMoistureConservation	TCB	0.05741	0.520	14.609	75.614	0.030	
							WasteWair		0.0500	1			0.050	
							Forestry	Ha	0.15250	0.000			0.000	
							Horticulture	Ha	0.22634	0.000			0.000	
	6074	Mailarakumara		53	*	Machinery	SoilMoistureConservation	TCB	0.05741	0.520	14.609	75.614	0.030	
							WasteWair		0.0500	1			0.050	
							Forestry	Ha	0.15250	0.000			0.000	
							Horticulture	Ha	0.22634	0.000			0.000	
	6075	CholappaMuddi		54	2	Machinery	SoilMoistureConservation	TCB	0.05741	0.400	14.609	75.614	0.023	
							WasteWair		0.0500	1			0.050	
							Forestry	Ha	0.15250	0.000			0.000	
							Horticulture	Ha	0.22634	0.000			0.000	
	6076	GayatriPatrer		55	2	Machinery	SoilMoistureConservation	TCB	0.05741	0.190	14.609	75.614	0.011	
							WasteWair		0.0500	1			0.050	
							Forestry	Ha	0.15250	0.000			0.000	
							Horticulture	Ha	0.22634	0.000			0.000	
	6077	GayatriPatrer		55	2	Machinery	SoilMoistureConservation	TCB	0.05741	0.100	14.609	75.614	0.006	
							WasteWair		0.0500	1			0.050	
							Forestry	Ha	0.15250	0.000			0.000	
							Horticulture	Ha	0.22634	0.000			0.000	
	6078	NinganagoudaSunandavva		55	1	Machinery	SoilMoistureConservation	TCB	0.05741	0.380	14.609	75.614	0.022	
							WasteWair		0.0500	1			0.050	

							Forestry	Ha	0.15250	0.000			0.000	
							Horticulture	Ha	0.22634	0.000			0.000	
	6079	GangaraGanesha		55	1X-1	Machinery	SoilMoistureConservation	TCB	Ha	0.05741	0.380	14.609	75.614	0.022
							WasteWair			0.0500	1			0.050

VillageName	Farmer Code	FarmerName	Aadhar Card No	Survey Number	RateType(Manually/Machinery)	ActivityType(SoilMoistureConservationActivity/WaterHarvestingActivity)	ActivityName	Unit	UnitCost(InLakhs.)	Proposed Quantity	Latitude(Deg-Min-Sec)	Longitude (Deg-Min-Sec)	TotalCost(InLacs)	SitePhoto
							Forestry	Ha	0.15250	0.000			0.000	
							Horticulture	Ha	0.22634	0.000			0.000	
	6080	NagarajaGangannanavara		58	1	Machinery	SoilMoistureConservation	TCB	Ha	0.05741	0.470	14.609	75.614	0.027
							WasteWair		0.0500	1			0.050	
							Forestry	Ha	0.15250	0.000			0.000	
							Horticulture	Ha	0.22634	0.000			0.000	
	6081	RameshaLamaniurfChavan		58	2	Machinery	SoilMoistureConservation	TCB	Ha	0.05741	0.470	14.609	75.614	0.027
							WasteWair		0.0500	1			0.050	
							Forestry	Ha	0.15250	0.000			0.000	
							Horticulture	Ha	0.22634	0.000			0.000	
	6082	MuddiHonakerappaSiddappa		59	2	Machinery	SoilMoistureConservation	TCB	Ha	0.05741	0.420	14.609	75.614	0.024
							WasteWair		0.0500	1			0.050	
							Forestry	Ha	0.15250	0.000			0.000	
							Horticulture	Ha	0.22634	0.000			0.000	

VillageName	Farmer Code	FarmerName	Aadhar Card No	Survey Number	RateType(Manually/Machinery)	ActivityType(SoilMoistureConservationActivity/WaterHarvestingActivity)	ActivityName	Unit	UnitCost(InLakhs.)	Proposed Quantity	Latitude(Deg-Min-Sec)	Longitude (Deg-Min-Sec)	TotalCost(InLacs)	SitePhoto
Ranebennur	6083	TahashildarRavi		152	1A	Machinery	SoilMoistureConservation	TCB	Ha	0.1104	0.9200		0.102	
							WasteWair	No	0.050	0			0.000	
							Forestry	Ha	0.1525	0.000			0.000	
							Horticulture	Ha	0.22634	0.000			0.000	
4D4C5T2d	6084	TahashildarHanumantappa		152	1B	Machinery	SoilMoistureConservation	TCB	Ha	0.1104	0.9400		0.104	
							WasteWair	No	0.050	0			0.000	
							Forestry	Ha	0.1525	0.000			0.000	
							Horticulture	Ha	0.22634	0.000			0.000	
	6085	GoudraurfPatilaParameswaragouda		152	2A	Machinery	SoilMoistureConservation	TCB	Ha	0.1104	0.1300		0.014	
							WasteWair	No	0.050	2			0.100	
							Forestry	Ha	0.1525	0.000			0.000	
							Horticulture	Ha	0.22634	0.000			0.000	
	6086	GoudraurfpatilBasanagouda		152	2A	Machinery	SoilMoistureConservation	TCB	Ha	0.1104	0.1300		0.014	
							WasteWair	No	0.050	0			0.000	
							Forestry	Ha	0.1525	0.000			0.000	
							Horticulture	Ha	0.22634	0.000			0.000	
	6087	GoudraurfPatilSannagouda		152	2A	Machinery	SoilMoistureConservation	TCB	Ha	0.1104	0.1300		0.014	
							WasteWair	No	0.050	0			0.000	
							Forestry	Ha	0.1525	0.000			0.000	
							Horticulture	Ha	0.22634	0.000			0.000	
	6088	GoudraurfPatilSomanagouda		152	2A	Machinery	SoilMoistureConservation	TCB	Ha	0.1104	0.1300		0.014	
							WasteWair	No	0.050	5			0.250	
							Forestry	Ha	0.1525	0.000			0.000	
							Horticulture	Ha	0.22634	0.800			0.181	
	6089	GoudraurfPatilHalanagouda		152	2A	Machinery	SoilMoistureConservation	TCB	Ha	0.1104	0.1300		0.014	
							WasteWair	No	0.050	0			0.000	
							Forestry	Ha	0.1525	4.000			0.610	
							Horticulture	Ha	0.22634	0.400			0.091	
	6090	MuddiNingappa		152	2B	Machinery	SoilMoistureConservation	TCB	Ha	0.1104	0.4100		0.045	
							WasteWair	No	0.050	1			0.050	
							Forestry	Ha	0.1525	2.000			0.305	
							Horticulture	Ha	0.22634	0.000			0.000	
	6091	MuddiRudrappa		152	2B	Machinery	SoilMoistureConservation	TCB	Ha	0.1104	0.3400		0.038	
							WasteWair	No	0.050	1			0.050	
							Forestry	Ha	0.1525	3.000			0.458	
							Horticulture	Ha	0.22634	0.400			0.091	
	6092	HuggiSulochanakomHemappa		153	1e9	Machinery	SoilMoistureConservation	TCB	Ha	0.1104	1.2800		0.141	
							WasteWair	No	0.050	1			0.050	
							Forestry	Ha	0.1525	2.000			0.305	
							Horticulture	Ha	0.22634	0.200			0.045	
	6093	JagadishaKhandeppaBagalavara		153	1e2	Machinery	SoilMoistureConservation	TCB	Ha	0.1104	0.2000		0.022	
							WasteWair	No	0.050	1			0.050	
							Forestry	Ha	0.1525	2.000			0.305	
							Horticulture	Ha	0.22634	0.200			0.045	
	6094			153	3	Machinery	SoilMoistureConservation	TCB	Ha	0.1104	0.1000		0.011	
							WasteWair	No	0.050	1			0.050	



							Forestry	Ha	0.1525	2.000			0.305
							Horticulture	Ha	0.22634	0.000			0.000
	6095	Goudashivannavara Malakappa		153	4	Machinery	SoilMoistureConservation	TCB	Ha	0.1104	1.4500		0.160
							WasteWair	No	0.050	1			0.050

VillageName	Farmer Code	FarmerName	Aadhar Card No	Survey Number	RateType(Manually/Machinery)	ActivityType(SoilMoistureConservationActivity/WaterHarvestingActivity)	ActivityName	Unit	UnitCost(InLakhs.)	Proposed Quantity	Latitude(Deg-Min-Sec)	Longitude (Deg-Min-Sec)	TotalCost(InLacs)	SitePhoto
							Forestry	Ha	0.1525	3.000			0.458	
							Horticulture	Ha	0.22634	0.300			0.068	
	6096	MuddiSivakka		156	1	Machinery	SoilMoistureConservation	TCB	Ha	0.1104	0.4000		0.044	
							WasteWair	No	0.050	1			0.050	
							Forestry	Ha	0.1525	3.000			0.458	
							Horticulture	Ha	0.22634	0.000			0.000	
	6097	MuddiYallavva		156	2	Machinery	SoilMoistureConservation	TCB	Ha	0.1104	0.5000		0.055	
							WasteWair	No	0.050	1			0.050	
							Forestry	Ha	0.1525	2.000			0.305	
							Horticulture	Ha	0.22634	0.000			0.000	
	6098	JagadishaKhanadeppaBagalavara		156	3	Machinery	SoilMoistureConservation	TCB	Ha	0.1104	0.3100		0.034	
							WasteWair	No	0.050	1			0.050	
							Forestry	Ha	0.1525	2.000			0.305	
							Horticulture	Ha	0.22634	0.300			0.068	
	6099	JagadishaKhanadeppaBagalavara		156	4	Machinery	SoilMoistureConservation	TCB	Ha	0.1104	0.3100		0.034	
							WasteWair	No	0.050	1			0.050	
							Forestry	Ha	0.1525	1.000			0.153	
							Horticulture	Ha	0.22634	0.200			0.045	
	6100	GangaraShekhappa		157	10	Machinery	SoilMoistureConservation	TCB	Ha	0.1104	0.4300		0.047	
							WasteWair	No	0.050	1			0.050	
							Forestry	Ha	0.1525	2.000			0.305	
							Horticulture	Ha	0.22634	0.200			0.045	
	6101	GangaraBasavantappa		157	11	Machinery	SoilMoistureConservation	TCB	Ha	0.1104	0.8200		0.091	
							WasteWair	No	0.050	1			0.050	
							Forestry	Ha	0.1525	2.000			0.305	
							Horticulture	Ha	0.22634	0.200			0.045	
	6102	GangarGanesha		157	12	Machinery	SoilMoistureConservation	TCB	Ha	0.1104	1.6000		0.177	
							WasteWair	No	0.050	1			0.050	
							Forestry	Ha	0.1525	2.000			0.305	
							Horticulture	Ha	0.22634	0.000			0.000	
	6103	GangarGanesha		157	12	Machinery	SoilMoistureConservation	TCB	Ha	0.1104	1.6000		0.177	
							WasteWair	No	0.050	1			0.050	
							Forestry	Ha	0.1525	3.000			0.458	
							Horticulture	Ha	0.22634	0.400			0.091	
	6104	GanagarBasavanneppa		157	13	Machinery	SoilMoistureConservation	TCB	Ha	0.1104	0.9000		0.099	
							WasteWair	No	0.050	1			0.050	
							Forestry	Ha	0.1525	1.000			0.153	
							Horticulture	Ha	0.22634	0.000			0.000	
	6105	GanagaraGouravva		157	14	Machinery	SoilMoistureConservation	TCB	Ha	0.1104	0.4300		0.047	
							WasteWair	No	0.050	1			0.050	
							Forestry	Ha	0.1525	0.000			0.000	
							Horticulture	Ha	0.22634	0.000			0.000	
	6106	GanagarKarabasappabinBasappa		157	15	Machinery	SoilMoistureConservation	TCB	Ha	0.1104	0.4300		0.047	
							WasteWair	No	0.050	1			0.050	
							Forestry	Ha	0.1525	2.000			0.305	
							Horticulture	Ha	0.22634	0.200			0.045	
	6107	GangarMahadevappa		157	2	Machinery	SoilMoistureConservation	TCB	Ha	0.1104	1.4600		0.161	
							WasteWair	No	0.050	1			0.050	

							Forestry	Ha	0.1525	1.000			0.153
							Horticulture	Ha	0.22634	0.000			0.000
	6108	NinganagoudraSunanadavva		157	3	Machinery	SoilMoistureConservation	TCB	Ha	0.1104	0.4000		0.044
							WasteWair	No	0.050	1			0.050

VillageName	Farmer Code	FarmerName	Aadhar Card No	Survey Number	RateType(Manually/ Machine ry)	ActivityType(SoilMoistureCo nsevationActivity/Water HarvestingActivity)	ActivityName	Unit	UnitCost(In Lakhs.)	Proposed Quantity	Latitude(D eg-Min- Sec)	Longitude (Deg-Min- Sec)	TotalCost( InLacs)	SiteP hoto
							Forestry	Ha	0.1525	1.000			0.153	
							Horticulture	Ha	0.22634	0.000			0.000	
	6109	KotrappaMuppannaHonnalli		157	4	Machinery	SoilMoistureConservation	TCB	Ha	0.1104	1.2400		0.137	
							WasteWair	No	0.050	1			0.050	
							Forestry	Ha	0.1525	1.000			0.153	
							Horticulture	Ha	0.22634	0.000			0.000	
	6110	GangarChannabasappabinSannappa		157	5	Machinery	SoilMoistureConservation	TCB	Ha	0.1104	0.4400		0.049	
							WasteWair	No	0.050	1			0.050	
							Forestry	Ha	0.1525	2.000			0.305	
							Horticulture	Ha	0.22634	0.000			0.000	
	6111	GanagaraShekappa		157	6	Machinery	SoilMoistureConservation	TCB	Ha	0.1104	0.4400		0.049	
							WasteWair	No	0.050	1			0.050	
							Forestry	Ha	0.1525	2.000			0.305	
							Horticulture	Ha	0.22634	0.200			0.045	
	6112	GanagaraGouravva		157	7	Machinery	SoilMoistureConservation	TCB	Ha	0.1104	0.4400		0.049	
							WasteWair	No	0.050	1			0.050	
							Forestry	Ha	0.1525	0.000			0.000	
							Horticulture	Ha	0.22634	0.000			0.000	
	6113	GanagaraKarabasappabinBasappa		157	8	Machinery	SoilMoistureConservation	TCB	Ha	0.1104	0.4400		0.049	
							WasteWair	No	0.050	1			0.050	
							Forestry	Ha	0.1525	2.000			0.305	
							Horticulture	Ha	0.22634	0.300			0.068	
	6114	GanagaraChannabasappaSannappa		157	9	Machinery	SoilMoistureConservation	TCB	Ha	0.1104	0.4300		0.047	
							WasteWair	No	0.050	1			0.050	
							Forestry	Ha	0.1525	3.000			0.458	
							Horticulture	Ha	0.22634	0.200			0.045	
	6115	ShivashankaraSiddalingappaGaoudashivannavara		158	10	Machinery	SoilMoistureConservation	TCB	Ha	0.1104	0.6700		0.074	
							WasteWair	No	0.050	1			0.050	
							Forestry	Ha	0.1525	1.000			0.153	
							Horticulture	Ha	0.22634	0.000			0.000	
	6116	ShivashankaraSiddalingappaGaoudashivannavara		158	11	Machinery	SoilMoistureConservation	TCB	Ha	0.1104	0.6700		0.074	
							WasteWair	No	0.050	1			0.050	
							Forestry	Ha	0.1525	0.000			0.000	
							Horticulture	Ha	0.22634	0.000			0.000	
	6117	TahashiladaraurfAnveriShakuntalaKoteppa		158	12	Machinery	SoilMoistureConservation	TCB	Ha	0.1104	0.9000		0.099	
							WasteWair	No	0.050	1			0.050	
							Forestry	Ha	0.1525	0.000			0.000	
							Horticulture	Ha	0.22634	0.000			0.000	
	6118	TahashildarNillavvaSiddappa		158	13	Machinery	SoilMoistureConservation	TCB	Ha	0.1104	0.9000		0.099	
							WasteWair	No	0.050	1			0.050	
							Forestry	Ha	0.1525	0.000			0.000	
							Horticulture	Ha	0.22634	0.000			0.000	
	6119	SiddappaBharamappaBagalaavara		158	2	Machinery	SoilMoistureConservation	TCB	Ha	0.1104	0.3200		0.035	
							WasteWair	No	0.050	1			0.050	
							Forestry	Ha	0.1525	0.000			0.000	
							Horticulture	Ha	0.22634	0.000			0.000	
	6120	DevirammaMakanur		158	3	Machinery	SoilMoistureConservation	TCB	Ha	0.1104	0.8900		0.098	
							WasteWair	No	0.050	1			0.050	

							Forestry	Ha	0.1525	0.000			0.000
							Horticulture	Ha	0.22634	0.000			0.000
	6121	MakanurDevirammakomSivappa		158	4	Machinery	SoilMoistureConservation	TCB	Ha	0.1104	0.9300		0.103
							WasteWair	No	0.050	1			0.050

VillageName	Farmer Code	FarmerName	Aadhar Card No	Survey Number	RateType(Manually/Machinery)	ActivityType(SoilMoistureConservationActivity/WaterHarvestingActivity)	ActivityName	Unit	UnitCost(InLakhs.)	Proposed Quantity	Latitude(Deg-Min-Sec)	Longitude (Deg-Min-Sec)	TotalCost(InLacs)	SitePhoto
							Forestry	Ha	0.1525	2.000			0.305	
							Horticulture	Ha	0.22634	0.200			0.045	
	6122	SiddappabharappaBagalavara		158	5	Machinery	SoilMoistureConservation	TCB	Ha	0.1104	0.4200		0.046	
							WasteWair	No	0.050	1			0.050	
							Forestry	Ha	0.1525	2.000			0.305	
							Horticulture	Ha	0.22634	0.200			0.045	
	6123	ArerYallappa		158	6	Machinery	SoilMoistureConservation	TCB	Ha	0.1104	0.5700		0.063	
							WasteWair	No	0.050	1			0.050	
							Forestry	Ha	0.1525	2.000			0.305	
							Horticulture	Ha	0.22634	0.000			0.000	
	6124	ArerYallappa		158	7	Machinery	SoilMoistureConservation	TCB	Ha	0.1104	0.3200		0.035	
							WasteWair	No	0.050	1			0.050	
							Forestry	Ha	0.1525	2.000			0.305	
							Horticulture	Ha	0.22634	0.200			0.045	
	6125	SivashankaraSidlingappaGaoudashivannavara		158	8	Machinery	SoilMoistureConservation	TCB	Ha	0.1104	0.2000		0.022	
							WasteWair	No	0.050	1			0.050	
							Forestry	Ha	0.1525	0.000			0.000	
							Horticulture	Ha	0.22634	0.000			0.000	
	6126	KoppadaKarabasappa		160	1+2	Machinery	SoilMoistureConservation	TCB	Ha	0.1104	2.0800		0.230	
							WasteWair	No	0.050	1			0.050	
							Forestry	Ha	0.1525	3.000			0.458	
							Horticulture	Ha	0.22634	0.400			0.091	
	6127	HarapanahalliShankaraKotrabasappa		161	*	Machinery	SoilMoistureConservation	TCB	Ha	0.1104	1.8000		0.199	
							WasteWair	No	0.050	1			0.050	
							Forestry	Ha	0.1525	2.000			0.305	
							Horticulture	Ha	0.22634	0.200			0.045	
	6128	HulabanniTirakappa		164	*	Machinery	SoilMoistureConservation	TCB	Ha	0.1104	1.1200		0.124	
							WasteWair	No	0.050	1			0.050	
							Forestry	Ha	0.1525	2.000			0.305	
							Horticulture	Ha	0.22634	0.000			0.000	
	6129	HulabaniShekhappa		164	*	Machinery	SoilMoistureConservation	TCB	Ha	0.1104	1.1200		0.124	
							WasteWair	No	0.050	1			0.050	
							Forestry	Ha	0.1525	2.000			0.305	
							Horticulture	Ha	0.22634	0.200			0.045	
	6130	Goudashivannavara Manjunatha		165	*	Machinery	SoilMoistureConservation	TCB	Ha	0.1104	2.4600		0.272	
							WasteWair	No	0.050	1			0.050	
							Forestry	Ha	0.1525	3.000			0.458	
							Horticulture	Ha	0.22634	0.400			0.091	
	6131	Goudashivannavara Somashekhara		167	1	Machinery	SoilMoistureConservation	TCB	Ha	0.1104	2.0600		0.227	
							WasteWair	No	0.050	1			0.050	
							Forestry	Ha	0.1525	2.000			0.305	
							Horticulture	Ha	0.22634	0.000			0.000	
	6132	BasavarajappaVirabhadrapa		167	2A	Machinery	SoilMoistureConservation	TCB	Ha	0.1104	0.4700		0.052	
							WasteWair	No	0.050	1			0.050	
							Forestry	Ha	0.1525	0.000			0.000	
							Horticulture	Ha	0.22634	0.200			0.045	
	6133	GoudashiannavaraSivashankaraSivappa		167	2B	Machinery	SoilMoistureConservation	TCB	Ha	0.1104	0.4800		0.053	
							WasteWair	No	0.050	1			0.050	

							Forestry	Ha	0.1525	2.000			0.305
							Horticulture	Ha	0.22634	0.200			0.045
	6134	SivashankaraSidlingappaGoudashivannavara		167	3A	Machinery	SoilMoistureConservation	TCB	Ha	0.1104	0.5000		0.055
							WasteWair	No	0.050	1			0.050

VillageName	Farmer Code	FarmerName	Aadhar Card No	Survey Number	RateType(Manually/Machinery)	ActivityType(SoilMoistureConservationActivity/WaterHarvestingActivity)	ActivityName	Unit	UnitCost(InLakhs.)	Proposed Quantity	Latitude(Deg-Min-Sec)	Longitude (Deg-Min-Sec)	TotalCost(InLacs)	SitePhoto
							Forestry	Ha	0.1525	2.000			0.305	
							Horticulture	Ha	0.22634	0.200			0.045	
	6135	Goudashivannanavara Siddapa		167	3B	Machinery	SoilMoistureConservation	TCB	Ha	0.1104	0.4700		0.052	
							WasteWair	No	0.050	1			0.050	
							Forestry	Ha	0.1525	2.000			0.305	
							Horticulture	Ha	0.22634	0.200			0.045	
	6136	GoudashiannavaraChannabasappaSiddabasappa		167	4	Machinery	SoilMoistureConservation	TCB	Ha	0.1104	0.6300		0.070	
							WasteWair	No	0.050	1			0.050	
							Forestry	Ha	0.1525	3.000			0.458	
							Horticulture	Ha	0.22634	0.400			0.091	
	6137	GoudashivannavaraParavatevvabinKotrappa		167	5	Machinery	SoilMoistureConservation	TCB	Ha	0.1104	1.0700		0.118	
							WasteWair	No	0.050	1			0.050	
							Forestry	Ha	0.1525	0.000			0.000	
							Horticulture	Ha	0.22634	0.000			0.000	
	6138	Goudashivannavara Siddappa		168	3C	Machinery	SoilMoistureConservation	TCB	Ha	0.1104	0.4000		0.044	
							WasteWair	No	0.050	1			0.050	
							Forestry	Ha	0.1525	0.000			0.000	
							Horticulture	Ha	0.22634	0.000			0.000	
	6139	GoudashivannavaraSunandakomBasavarajappa		168	1	Machinery	SoilMoistureConservation	TCB	Ha	0.1104	1.0700		0.118	
							WasteWair	No	0.050	1			0.050	
							Forestry	Ha	0.1525	0.000			0.000	
							Horticulture	Ha	0.22634	0.000			0.000	
	6140	GoudashivannavaraRaju		168	2	Machinery	SoilMoistureConservation	TCB	Ha	0.1104	1.5200		0.168	
							WasteWair	No	0.050	1			0.050	
							Forestry	Ha	0.1525	0.000			0.000	
							Horticulture	Ha	0.22634	0.000			0.000	
	6141	GoudashivannavaraChannabasappabinSiddabasapp		168	3	Machinery	SoilMoistureConservation	TCB	Ha	0.1104	0.4500		0.050	
							WasteWair	No	0.050	1			0.050	
							Forestry	Ha	0.1525	0.000			0.000	
							Horticulture	Ha	0.22634	0.000			0.000	
	6142	Goudashivannanavara Jatteppa		168	3A	Machinery	SoilMoistureConservation	TCB	Ha	0.1104	0.4000		0.044	
							WasteWair	No	0.050	1			0.050	
							Forestry	Ha	0.1525	0.000			0.000	
							Horticulture	Ha	0.22634	0.000			0.000	
	6143	RevanashiddappaVeerabhadrappa		168	3A	Machinery	SoilMoistureConservation	TCB	Ha	0.1104	0.4000		0.044	
							WasteWair	No	0.050	1			0.050	
							Forestry	Ha	0.1525	2.000			0.305	
							Horticulture	Ha	0.22634	0.200			0.045	
	6144	BasavarajappaVeerabhadrappa		168	3C	Machinery	SoilMoistureConservation	TCB	Ha	0.1104	0.4000		0.044	
							WasteWair	No	0.050	1			0.050	
							Forestry	Ha	0.1525	1.000			0.153	
							Horticulture	Ha	0.22634	0.000			0.000	
	6145	KotturRudraprakashaBinShivappa		169	1	Machinery	SoilMoistureConservation	TCB	Ha	0.1104	1.7000		0.188	
							WasteWair	No	0.050	1			0.050	
							Forestry	Ha	0.1525	0.000			0.000	
							Horticulture	Ha	0.22634	0.000			0.000	
	6146	KotturMruntuynjaya		169	2	Machinery	SoilMoistureConservation	TCB	Ha	0.1104	1.2700		0.140	
							WasteWair	No	0.050	1			0.050	



							Forestry	Ha	0.1525	0.000			0.000
							Horticulture	Ha	0.22634	0.000			0.000
	6147	SalageriGuddappa		169	3	Machinery	SoilMoistureConservation	TCB	Ha	0.1104	0.4000		0.044
							WasteWair	No	0.050	1			0.050

VillageName	Farmer Code	FarmerName	Aadhar Card No	Survey Number	RateType(Manually/Machinery)	ActivityType(SoilMoistureConservationActivity/WaterHarvestingActivity)	ActivityName	Unit	UnitCost(InLakhs.)	Proposed Quantity	Latitude(Deg-Min-Sec)	Longitude (Deg-Min-Sec)	TotalCost(InLacs)	SitePhoto
							Forestry	Ha	0.1525	0.000			0.000	
							Horticulture	Ha	0.22634	0.000			0.000	
	6148	ParameshappaBasappaGullannavara		169	4	Machinery	SoilMoistureConservation	TCB	Ha	0.1104	1.6800		0.185	
							WasteWair	No	0.050	1			0.050	
							Forestry	Ha	0.1525	0.000			0.000	
							Horticulture	Ha	0.22634	0.000			0.000	
	6149	KakiSannaHanumatappa		170	1	Machinery	SoilMoistureConservation	TCB	Ha	0.1104	2.0900		0.231	
							WasteWair	No	0.050	1			0.050	
							Forestry	Ha	0.1525	0.000			0.000	
							Horticulture	Ha	0.22634	0.000			0.000	
	6150	HarapanahalliRudrappaBinKotrabasappa		170	2	Machinery	SoilMoistureConservation	TCB	Ha	0.1104	1.2000		0.132	
							WasteWair	No	0.050	1			0.050	
							Forestry	Ha	0.1525	0.000			0.000	
							Horticulture	Ha	0.22634	0.000			0.000	
	6151	SiddappaBasappaKoppada		171	1	Machinery	SoilMoistureConservation	TCB	Ha	0.1104	1.7100		0.189	
							WasteWair	No	0.050	1			0.050	
							Forestry	Ha	0.1525	1.000			0.153	
							Horticulture	Ha	0.22634	0.200			0.045	
	6152	KoppadaSannabasappa		171	2	Machinery	SoilMoistureConservation	TCB	Ha	0.1104	1.7100		0.189	
							WasteWair	No	0.050	1			0.050	
							Forestry	Ha	0.1525	1.000			0.153	
							Horticulture	Ha	0.22634	0.200			0.045	
	6153	DevandrappaurfGurushiddappaBasappa		171	3	Machinery	SoilMoistureConservation	TCB	Ha	0.1104	1.7200		0.190	
							WasteWair	No	0.050	1			0.050	
							Forestry	Ha	0.1525	1.000			0.153	
							RubbleCheck	No	0.750	2			0.750	
	6154	KoppadaSannabasappa		171	4	Machinery	SoilMoistureConservation	TCB	Ha	0.1104	1.7100		0.189	
							WasteWair	No	0.050	1			0.050	
							Forestry	Ha	0.1525	0.000			0.000	
							Horticulture	Ha	0.22634	0.000			0.000	
	6155	MalagiMailarappa		172	1	Machinery	SoilMoistureConservation	TCB	Ha	0.1104	0.6200		0.068	
							WasteWair	No	0.050	1			0.050	
							Forestry	Ha	0.1525	0.000			0.000	
							Horticulture	Ha	0.22634	0.000			0.000	
	6156	HuggiHemappa		172	2	Machinery	SoilMoistureConservation	TCB	Ha	0.1104	0.7200		0.079	
							WasteWair	No	0.050	1			0.050	
							Forestry	Ha	0.1525	0.000			0.000	
							Horticulture	Ha	0.22634	0.000			0.000	
	6157	JabivullaNurahamadaMakandara		172	2	Machinery	SoilMoistureConservation	TCB	Ha	0.1104	0.2600		0.029	
							WasteWair	No	0.050	1			0.050	
							Forestry	Ha	0.1525	0.000			0.000	
							Horticulture	Ha	0.22634	0.000			0.000	
	6158	NiyajaahamadNurahamadMakanadar		172	2	Machinery	SoilMoistureConservation	TCB	Ha	0.1104	0.4600		0.051	
							WasteWair	No	0.050	1			0.050	
							Forestry	Ha	0.1525	0.000			0.000	
							Horticulture	Ha	0.22634	0.000			0.000	
	6159	MalagiKarabasappa		172	3	Machinery	SoilMoistureConservation	TCB	Ha	0.1104	1.4300		0.158	
							WasteWair	No	0.050	1			0.050	

							Forestry	Ha	0.1525	0.000			0.000
							Horticulture	Ha	0.22634	0.000			0.000
	6160	MalagiSiddappa		172	309+302	Machinery	SoilMoistureConservation	TCB	Ha	0.1104	0.7800		0.086
							WasteWair	No	0.050	1			0.050

VillageName	Farmer Code	FarmerName	Aadhar Card No	Survey Number	RateType(Manually/Machinery)	ActivityType(SoilMoistureConservationActivity/WaterHarvestingActivity)	ActivityName	Unit	UnitCost(InLakhs.)	Proposed Quantity	Latitude(Deg-Min-Sec)	Longitude (Deg-Min-Sec)	TotalCost(InLacs)	SitePhoto
							Forestry	Ha	0.1525	1.000			0.153	
							Horticulture	Ha	0.22634	0.000			0.000	
	6161	KamabaliRevanasiddappa		172	4A	Machinery	SoilMoistureConservation	TCB	Ha	0.1104	1.1100		0.123	
							WasteWair	No	0.050	1			0.050	
							Forestry	Ha	0.1525	0.000			0.000	
							Horticulture	Ha	0.22634	0.000			0.000	
	6162	KotturaSivayogappa		172	4B	Machinery	SoilMoistureConservation	TCB	Ha	0.1104	1.0400		0.115	
							WasteWair	No	0.050	1			0.050	
							Forestry	Ha	0.1525	0.000			0.000	
							Horticulture	Ha	0.22634	0.000			0.000	
	6163	KoppadaSharada		172	5a	Machinery	SoilMoistureConservation	TCB	Ha	0.1104	0.7600		0.084	
							WasteWair	No	0.050	1			0.050	
							Forestry	Ha	0.1525	0.000			0.000	
							Horticulture	Ha	0.22634	0.000			0.000	
	6164	KoppadaSharada		172	5b	Machinery	SoilMoistureConservation	TCB	Ha	0.1104	1.6100		0.178	
							WasteWair	No	0.050	1			0.050	
							Forestry	Ha	0.1525	0.000			0.000	
							Horticulture	Ha	0.22634	0.000			0.000	
	6165	KamabaliBasavaraj		173	1+2.X-1	Machinery	SoilMoistureConservation	TCB	Ha	0.1104	1.7100		0.189	
							WasteWair	No	0.050	1			0.050	
							Forestry	Ha	0.1525	0.000			0.000	
							Horticulture	Ha	0.22634	0.000			0.000	
	6166	KamabaliCholappa		173	1+2.X-2	Machinery	SoilMoistureConservation	TCB	Ha	0.1104	1.6900		0.187	
							WasteWair	No	0.050	1			0.050	
							Forestry	Ha	0.1525	0.000			0.000	
							Horticulture	Ha	0.22634	0.000			0.000	
	6167	KamabaliKenchammakomKarabasappa		173	1+2.X-3	Machinery	SoilMoistureConservation	TCB	Ha	0.1104	1.6900		0.187	
							WasteWair	No	0.050	1			0.050	
							Forestry	Ha	0.1525	2.000			0.305	
							RubbleCheck	No	0.750	2			0.750	
	6168	KamabaliKarisiddappa		173	1+2X-1	Machinery	SoilMoistureConservation	TCB	Ha	0.1104	1.6900		0.187	
							WasteWair	No	0.050	1			0.050	
							Forestry	Ha	0.1525	2.000			0.305	
							Horticulture	Ha	0.22634	0.300			0.068	
	6169	PujaraBharamappa		174	2a	Machinery	SoilMoistureConservation	TCB	Ha	0.1104	1.7000		0.188	
							WasteWair	No	0.050	1			0.050	
							Forestry	Ha	0.1525	0.000			0.000	
							LRRS	No	2.500	1			2.500	
	6170	GuddappaKasavalada		174	2b	Machinery	SoilMoistureConservation	TCB	Ha	0.1104	0.4000		0.044	
							WasteWair	No	0.050	1			0.050	
							Forestry	Ha	0.1525	0.000			0.000	
							Horticulture	Ha	0.22634	0.000			0.000	
	6171	Srinivasakaki		174	1	Machinery	SoilMoistureConservation	TCB	Ha	0.1104	1.8000		0.199	
							WasteWair	No	0.050	1			0.050	
							Forestry	Ha	0.1525	0.000			0.000	
							RubbleCheck	No	0.750	1			0.750	
	6172	NagarajaHuggi		174	2	Machinery	SoilMoistureConservation	TCB	Ha	0.1104	1.2000		0.132	
							WasteWair	No	0.050	1			0.050	

							Forestry	Ha	0.1525	0.000			0.000
							Horticulture	Ha	0.22634	0.000			0.000
	6173	BirappaKasavala		174	3	Machinery	SoilMoistureConservation	TCB	Ha	0.1104	0.4000		0.044
							WasteWair	No	0.050	1			0.050

VillageName	Farmer Code	FarmerName	Aadhar Card No	Survey Number	RateType(Manually/Machinery)	ActivityType(SoilMoistureConservationActivity/WaterHarvestingActivity)	ActivityName	Unit	UnitCost(InLakhs.)	Proposed Quantity	Latitude(Deg-Min-Sec)	Longitude (Deg-Min-Sec)	TotalCost(InLacs)	SitePhoto
							Forestry	Ha	0.1525	0.000			0.000	
							Horticulture	Ha	0.22634	0.000			0.000	
	6174	HanumantappaKasalavad		174	4	Machinery	SoilMoistureConservation	TCB	Ha	0.1104	0.4000		0.044	
							WasteWair	No	0.050	1			0.050	
							Forestry	Ha	0.1525	0.000			0.000	
							Horticulture	Ha	0.22634	0.000			0.000	
	6175	MallavvaMalladada		174	5	Machinery	SoilMoistureConservation	TCB	Ha	0.1104	0.1000		0.011	
							WasteWair	No	0.050	1			0.050	
							Forestry	Ha	0.1525	0.000			0.000	
							Horticulture	Ha	0.22634	0.000			0.000	
	6176	Tirakappakasalavada		174	6	Machinery	SoilMoistureConservation	TCB	Ha	0.1104	0.4000		0.044	
							WasteWair	No	0.050	1			0.050	
							Forestry	Ha	0.1525	1.000			0.153	
							Horticulture	Ha	0.22634	0.000			0.000	
	6177	NagarajaHuggi		174	7	Machinery	SoilMoistureConservation	TCB	Ha	0.1104	1.2000		0.132	
							WasteWair	No	0.050	1			0.050	
							Forestry	Ha	0.1525	1.000			0.153	
							Horticulture	Ha	0.22634	0.000			0.000	
	6178	KamabaliKenchammaKarabasappa		175	1	Machinery	SoilMoistureConservation	TCB	Ha	0.1104	1.2000		0.132	
							WasteWair	No	0.050	1			0.050	
							Forestry	Ha	0.1525	0.000			0.000	
							Horticulture	Ha	0.22634	0.000			0.000	
	6179	MarathaUrfArerYallappa		175	2	Machinery	SoilMoistureConservation	TCB	Ha	0.1104	1.5700		0.173	
							WasteWair	No	0.050	1			0.050	
							Forestry	Ha	0.1525	3.000			0.458	
							Horticulture	Ha	0.22634	0.400			0.091	
	6180	MarathaurfArerSivananadabinSidhappa		175	3	Machinery	SoilMoistureConservation	TCB	Ha	0.1104	1.5700		0.173	
							WasteWair	No	0.050	1			0.050	
							Forestry	Ha	0.1525	0.000			0.000	
							Horticulture	Ha	0.22634	0.000			0.000	
	6181	MalagisantavvakomKariyallappa		175	4	Machinery	SoilMoistureConservation	TCB	Ha	0.1104	2.3600		0.261	
							WasteWair	No	0.050	1			0.050	
							Forestry	Ha	0.1525	0.000			0.000	
							Horticulture	Ha	0.22634	0.000			0.000	
	6182	KatiYallavva		175	5	Machinery	SoilMoistureConservation	TCB	Ha	0.1104	0.8000		0.088	
							WasteWair	No	0.050	1			0.050	
							Forestry	Ha	0.1525	3.000			0.458	
							Horticulture	Ha	0.22634	0.200			0.045	
	6183	KatiSiddappa		175	6	Machinery	SoilMoistureConservation	TCB	Ha	0.1104	1.0100		0.112	
							WasteWair	No	0.050	1			0.050	
							Forestry	Ha	0.1525	3.000			0.458	
							Horticulture	Ha	0.22634	0.000			0.000	
	6184	KamabaliRatnavva		176	*	Machinery	SoilMoistureConservation	TCB	Ha	0.1104	1.7600		0.194	
							WasteWair	No	0.050	1			0.050	
							Forestry	Ha	0.1525	0.000			0.000	
							Horticulture	Ha	0.22634	2.000			0.453	
	6185	KoppadaYuvaraj		176	*	Machinery	SoilMoistureConservation	TCB	Ha	0.1104	1.7600		0.194	
							WasteWair	No	0.050	1			0.050	

							Forestry	Ha	0.1525	0.000			0.000
							RubbleCheck	No	0.750	1			0.750
	6186	KoppadaSharada		176	*	Machinery	SoilMoistureConservation	TCB	Ha	0.1104	1.7600		0.194
							WasteWair	No	0.050	1			0.050

VillageName	Farmer Code	FarmerName	Aadhar Card No	Survey Number	RateType(Manually/ Machine ry)	ActivityType(SoilMoistureCo nsevationActivity/Water HarvestingActivity)	ActivityName	Unit	UnitCost(In Lakhs.)	Proposed Quantity	Latitude(D eg-Min- Sec)	Longitude (Deg-Min- Sec)	TotalCost( InLacs)	SiteP hoto
							Forestry	Ha	0.1525	0.000			0.000	
							Horticulture	Ha	0.22634	3.000			0.679	
	6187	SarvandaBiddadeppa		176	*	Machinery	SoilMoistureConservation	TCB	Ha	0.1104	1.7600		0.194	
							WasteWair	No	0.050	1			0.050	
							Forestry	Ha	0.1525	0.000			0.000	
							WaterHarvestingActivity	FarmPond	No	1.04	1		1.040	
	6188	KamabliPramoda		177	1e9	Machinery	SoilMoistureConservation	TCB	Ha	0.1104	1.6000		0.177	
							WasteWair	No	0.050	1			0.050	
							Forestry	Ha	0.1525	0.000			0.000	
							Horticulture	Ha	0.22634	2.000			0.453	
	6189	KamabliSankrappa		177	1e20	Machinery	SoilMoistureConservation	TCB	Ha	0.1104	0.7900		0.087	
							WasteWair	No	0.050	1			0.050	
							Forestry	Ha	0.1525	0.000			0.000	
							Horticulture	Ha	0.22634	1.000			0.226	
	6190	KamabaliHanamantappa		177	1e20	Machinery	SoilMoistureConservation	TCB	Ha	0.1104	0.7900		0.087	
							WasteWair	No	0.050	1			0.050	
							Forestry	Ha	0.1525	0.000			0.000	
							Horticulture	Ha	0.22634	1.000			0.226	
	6191	KamabaliUma		177	2	Machinery	SoilMoistureConservation	TCB	Ha	0.1104	1.6000		0.177	
							WasteWair	No	0.050	1			0.050	
							Forestry	Ha	0.1525	0.000			0.000	
							Horticulture	Ha	0.22634	2.000			0.453	
	6192	KamabaliGoutam		177	2	Machinery	SoilMoistureConservation	TCB	Ha	0.1104	1.5700		0.173	
							WasteWair	No	0.050	1			0.050	
							Forestry	Ha	0.1525	0.000			0.000	
							Horticulture	Ha	0.22634	1.000			0.226	
	6193	NadigerDevaraj		178	1	Machinery	SoilMoistureConservation	TCB	Ha	0.1104	0.1800		0.020	
							WasteWair	No	0.050	1			0.050	
							Forestry	Ha	0.1525	0.000			0.000	
							Horticulture	Ha	0.22634	1.000			0.226	
	6194	HulihallurMasalannavaraCholappa		178	10	Machinery	SoilMoistureConservation	TCB	Ha	0.1104	0.3600		0.040	
							WasteWair	No	0.050	1			0.050	
							Forestry	Ha	0.1525	0.000			0.000	
							Horticulture	Ha	0.22634	3.000			0.679	
	6195	HulihallurMasalannavaraRamappa		178	11	Machinery	SoilMoistureConservation	TCB	Ha	0.1104	0.3600		0.040	
							WasteWair	No	0.050	1			0.050	
							Forestry	Ha	0.1525	0.000			0.000	
							Horticulture	Ha	0.22634	0.000			0.000	
	6196	HulihallurMasalannavaraMalatesha		178	12	Machinery	SoilMoistureConservation	TCB	Ha	0.1104	0.3600		0.040	
							WasteWair	No	0.050	1			0.050	
							Forestry	Ha	0.1525	0.000			0.000	
							Horticulture	Ha	0.22634	2.000			0.453	
	6197	ParameshappaGuddappaHulihallurMasalannavara		178	13	Machinery	SoilMoistureConservation	TCB	Ha	0.1104	0.1600		0.018	
							WasteWair	No	0.050	1			0.050	
							Forestry	Ha	0.1525	0.000			0.000	
							Horticulture	Ha	0.22634	1.000			0.226	
	6198	Hulihallurmasalannavarakariyappa		178	2	Machinery	SoilMoistureConservation	TCB	Ha	0.1104	0.3600		0.040	
							WasteWair	No	0.050	1			0.050	



							Forestry	Ha	0.1525	0.000			0.000
							Horticulture	Ha	0.22634	1.000			0.226
	6199	KambaliGutteppa		178	3	Machinery	SoilMoistureConservation	TCB	Ha	0.1104	1.5600		0.172
							WasteWair	No	0.050	1			0.050

VillageName	Farmer Code	FarmerName	Aadhar Card No	Survey Number	RateType(Manually/Machinery)	ActivityType(SoilMoistureConservationActivity/WaterHarvestingActivity)	ActivityName	Unit	UnitCost(InLakhs.)	Proposed Quantity	Latitude(Deg-Min-Sec)	Longitude (Deg-Min-Sec)	TotalCost(InLacs)	SitePhoto
							Forestry	Ha	0.1525	0.000			0.000	
							LRRS	No	2.500	1			2.500	
	6200	KoppadaSharada		178	3	Machinery	SoilMoistureConservation	TCB	Ha	0.1104	1.7200		0.190	
							WasteWair	No	0.050	1			0.050	
							Forestry	Ha	0.1525	0.000			0.000	
							Horticulture	Ha	0.22634	1.000			0.226	
	6201	ParameshappaGuddappaHulihalliMasalannavara		178	4	Machinery	SoilMoistureConservation	TCB	Ha	0.1104	0.2000		0.022	
							WasteWair	No	0.050	1			0.050	
							Forestry	Ha	0.1525	0.000			0.000	
							Horticulture	Ha	0.22634	3.000			0.679	
	6202	DevendrappaGuddappaHulihallirfMasalannavara		178	5	Machinery	SoilMoistureConservation	TCB	Ha	0.1104	0.3600		0.040	
							WasteWair	No	0.050	1			0.050	
							Forestry	Ha	0.1525	0.000			0.000	
							Horticulture	Ha	0.22634	3.000			0.679	
	6203	MasalannavaraurfHulihalliNingappa		178	6	Machinery	SoilMoistureConservation	TCB	Ha	0.1104	0.2800		0.031	
							WasteWair	No	0.050	1			0.050	
							Forestry	Ha	0.1525	0.000			0.000	
							Horticulture	Ha	0.22634	1.000			0.226	
	6204	HulihallirfmasalannavaraBasappa		178	7	Machinery	SoilMoistureConservation	TCB	Ha	0.1104	0.2800		0.031	
							WasteWair	No	0.050	1			0.050	
							Forestry	Ha	0.1525	0.000			0.000	
							Horticulture	Ha	0.22634	3.000			0.679	
	6205	MasalannavaraurfHulihalliBasappa		178	8	Machinery	SoilMoistureConservation	TCB	Ha	0.1104	0.2800		0.031	
							WasteWair	No	0.050	1			0.050	
							Forestry	Ha	0.1525	0.000			0.000	
							Horticulture	Ha	0.22634	1.000			0.226	
	6206	AntravalliAbdulRajakaBinIbrahinsab		178	9	Machinery	SoilMoistureConservation	TCB	Ha	0.1104	0.3300		0.036	
							WasteWair	No	0.050	1			0.050	
							Forestry	Ha	0.1525	0.000			0.000	
							Horticulture	Ha	0.22634	0.000			0.000	
	6207	NadigerGeeta		179	1	Machinery	SoilMoistureConservation	TCB	Ha	0.1104	0.2000		0.022	
							WasteWair	No	0.050	1			0.050	
							Forestry	Ha	0.1525	0.000			0.000	
							Horticulture	Ha	0.22634	1.000			0.226	
	6208	HuggiSivappa		179	1B	Machinery	SoilMoistureConservation	TCB	Ha	0.1104	1.4000		0.155	
							WasteWair	No	0.050	1			0.050	
							Forestry	Ha	0.1525	0.000			0.000	
							Horticulture	Ha	0.22634	1.000			0.226	
	6209	NadigerDevaraj		179	2	Machinery	SoilMoistureConservation	TCB	Ha	0.1104	0.2100		0.023	
							WasteWair	No	0.050	1			0.050	
							Forestry	Ha	0.1525	0.000			0.000	
							Horticulture	Ha	0.22634	1.000			0.226	
	6210	MakanurBasavarajappa		180	2	Machinery	SoilMoistureConservation	TCB	Ha	0.1104	1.7000		0.188	
							WasteWair	No	0.050	1			0.050	
							Forestry	Ha	0.1525	0.000			0.000	
							RubbleCheck	No	0.750	1			0.750	
	6211	MakanurBasavarajappa		180	3	Machinery	SoilMoistureConservation	TCB	Ha	0.1104	1.8500		0.204	
							WasteWair	No	0.050	1			0.050	

							Forestry	Ha	0.1525	0.000			0.000
							Horticulture	Ha	0.22634	0.000			0.000
	6212	MakanurKarabasappa		180	1+190	Machinery	SoilMoistureConservation	TCB	Ha	0.1104	3.1600		0.349
							WasteWair	No	0.050	1			0.050

VillageName	Farmer Code	FarmerName	Aadhar Card No	Survey Number	RateType(Manually/Machinery)	ActivityType(SoilMoistureConservationActivity/WaterHarvestingActivity)	ActivityName	Unit	UnitCost(InLakhs.)	Proposed Quantity	Latitude(Deg-Min-Sec)	Longitude (Deg-Min-Sec)	TotalCost(InLacs)	SitePhoto
							Forestry	Ha	0.1525	0.000			0.000	
							Horticulture	Ha	0.22634	1.000			0.226	
	6213	MakanurBasappaRudrappa		180	1+190	Machinery	SoilMoistureConservation	TCB	Ha	0.1104	3.1600		0.349	
							WasteWair	No	0.050	1			0.050	
							Forestry	Ha	0.1525	0.000			0.000	
							Horticulture	Ha	0.22634	1.000			0.226	
	6214	KamabaliBasavanatappaUrfBasappa		181	1	Machinery	SoilMoistureConservation	TCB	Ha	0.1104	0.6000		0.066	
							WasteWair	No	0.050	1			0.050	
							Forestry	Ha	0.1525	0.000			0.000	
							Horticulture	Ha	0.22634	0.000			0.000	
	6215	KamabliRamappa		181	1	Machinery	SoilMoistureConservation	TCB	Ha	0.1104	0.6000		0.066	
							WasteWair	No	0.050	1			0.050	
							Forestry	Ha	0.1525	0.000			0.000	
							Horticulture	Ha	0.22634	2.000			0.453	
	6216	KamabliGuttevvaikomBiddadeppa		181	2	Machinery	SoilMoistureConservation	TCB	Ha	0.1104	1.2800		0.141	
							WasteWair	No	0.050	1			0.050	
							Forestry	Ha	0.1525	0.000			0.000	
							Horticulture	Ha	0.22634	0.000			0.000	
	6127	KamabliLalitavva		181	3	Machinery	SoilMoistureConservation	TCB	Ha	0.1104	0.4600		0.051	
							WasteWair	No	0.050	1			0.050	
							Forestry	Ha	0.1525	0.000			0.000	
							Horticulture	Ha	0.22634	0.000			0.000	
	6218	KamabliLalitavva		181	4A	Machinery	SoilMoistureConservation	TCB	Ha	0.1104	1.2000		0.132	
							WasteWair	No	0.050	1			0.050	
							Forestry	Ha	0.1525	0.000			0.000	
							Horticulture	Ha	0.22634	2.000			0.453	
	6219	KamabaliKenchammakomKarabasappa		181	4B	Machinery	SoilMoistureConservation	TCB	Ha	0.1104	1.5400		0.170	
							WasteWair	No	0.050	1			0.050	
							Forestry	Ha	0.1525	0.000			0.000	
							Horticulture	Ha	0.22634	1.000			0.226	
	6220	Sunitakomlrappa		182	*	Machinery	SoilMoistureConservation	TCB	Ha	0.1104	5.1900		0.573	
							WasteWair	No	0.050	1			0.050	
							Forestry	Ha	0.1525	0.000			0.000	
							RubbleCheck	No	0.750	2			0.750	
							LRRS	No	2.500	1			2.500	
	6221	KamabliKirana		183	1a	Machinery	SoilMoistureConservation	TCB	Ha	0.1104	0.4000		0.044	
							WasteWair	No	0.050	1			0.050	
							Forestry	Ha	0.1525	0.000			0.000	
							Horticulture	Ha	0.22634	0.000			0.000	
	6222	KamabaliKirana		183	1a	Machinery	SoilMoistureConservation	TCB	Ha	0.1104	0.4100		0.045	
							WasteWair	No	0.050	1			0.050	
							Forestry	Ha	0.1525	2.000			0.305	
							Horticulture	Ha	0.22634	0.200			0.045	
	6223	KamabaliSharadamma		183	1A	Machinery	SoilMoistureConservation	TCB	Ha	0.1104	0.2100		0.023	
							WasteWair	No	0.050	1			0.050	
							Forestry	Ha	0.1525	1.000			0.153	
							Horticulture	Ha	0.22634	0.000			0.000	
	6224	PujaraBharamappa		183	2	Machinery	SoilMoistureConservation	TCB	Ha	0.1104	0.3300		0.036	

							WasteWair	No	0.050	1			0.050
							Forestry	Ha	0.1525	1.000			0.153
							Horticulture	Ha	0.22634	0.000			0.000
6225	MalagiMaradeppa		184	1	Machinery	SoilMoistureConservation	TCB	Ha	0.1104	0.8000			0.088

VillageName	Farmer Code	FarmerName	Aadhar Card No	Survey Number	RateType(Manually/Machinery)	ActivityType(SoilMoistureConservationActivity/WaterHarvestingActivity)	ActivityName	Unit	UnitCost(InLakhs.)	Proposed Quantity	Latitude(Deg-Min-Sec)	Longitude (Deg-Min-Sec)	TotalCost(InLacs)	SitePhoto
							WasteWair	No	0.050	1			0.050	
							Forestry	Ha	0.1525	1.000			0.153	
							Horticulture	Ha	0.22634	0.000			0.000	
	6226	MalagiMaradeppa		184	2	Machinery	SoilMoistureConservation	TCB	Ha	0.1104	0.5200		0.057	
							WasteWair	No	0.050	1			0.050	
							Forestry	Ha	0.1525	1.000			0.153	
							Horticulture	Ha	0.22634	0.000			0.000	
	6227	KambaliSharadamma		185	1	Machinery	SoilMoistureConservation	TCB	Ha	0.1104	0.2400		0.026	
							WasteWair	No	0.050	1			0.050	
							Forestry	Ha	0.1525	0.000			0.000	
							Horticulture	Ha	0.22634	0.000			0.000	
	6228	KasavaladaCholappa		185	2	Machinery	SoilMoistureConservation	TCB	Ha	0.1104	0.8700		0.096	
							WasteWair	No	0.050	1			0.050	
							Forestry	Ha	0.1525	0.000			0.000	
							Horticulture	Ha	0.22634	0.000			0.000	
	6229	MakanuraBasavaraja		186	*	Machinery	SoilMoistureConservation	TCB	Ha	0.1104	0.9900		0.109	
							WasteWair	No	0.050	1			0.050	
							Forestry	Ha	0.1525	4.000			0.610	
							Horticulture	Ha	0.22634	0.400			0.091	
	6230	MakanuraBasavaraja		187	1	Machinery	SoilMoistureConservation	TCB	Ha	0.1104	0.4500		0.050	
							WasteWair	No	0.050	1			0.050	
							Forestry	Ha	0.1525	0.000			0.000	
							Horticulture	Ha	0.22634	0.000			0.000	
	6231	MakanuraBasavaraja		187	2A	Machinery	SoilMoistureConservation	TCB	Ha	0.1104	0.7400		0.082	
							WasteWair	No	0.050	1			0.050	
							Forestry	Ha	0.1525	5.000			0.763	
							Horticulture	Ha	0.22634	0.400			0.091	
	6232	Gulannavara Mahadevappa		188	1	Machinery	SoilMoistureConservation	TCB	Ha	0.1104	0.4600		0.051	
							WasteWair	No	0.050	1			0.050	
							Forestry	Ha	0.1525	3.000			0.458	
							Horticulture	Ha	0.22634	0.300			0.068	
	6233	BhangiHeggappa		188	2	Machinery	SoilMoistureConservation	TCB	Ha	0.1104	1.1200		0.124	
							WasteWair	No	0.050	1			0.050	
							Forestry	Ha	0.1525	3.000			0.458	
							Horticulture	Ha	0.22634	0.400			0.091	
	6234	RupakomHanumantappaGulannavara		188	3	Machinery	SoilMoistureConservation	TCB	Ha	0.1104	1.7800		0.197	
							WasteWair	No	0.050	1			0.050	
							Forestry	Ha	0.1525	0.000			0.000	
							Horticulture	Ha	0.22634	0.000			0.000	
	6235	NagappaKarabasappaGulannavara		189	1	Machinery	SoilMoistureConservation	TCB	Ha	0.1104	2.1500		0.237	
							WasteWair	No	0.050	1			0.050	
							Forestry	Ha	0.1525	2.000			0.305	
							WaterHarvestingActivity	FarmPond	No	1.04	1		1.040	
	6236	BhangiHeggappaMallappa		189	2	Machinery	SoilMoistureConservation	TCB	Ha	0.1104	2.1900		0.242	
							WasteWair	No	0.050	1			0.050	
							Forestry	Ha	0.1525	0.000			0.000	
							Horticulture	Ha	0.22634	2.000			0.453	
	6237	GulannavaraGirijammaMahadevappa		189	3	Machinery	SoilMoistureConservation	TCB	Ha	0.1104	1.9800		0.219	

							WasteWair	No	0.050	1			0.050
							Forestry	Ha	0.1525	0.000			0.000
							Horticulture	Ha	0.22634	2.000			0.453
6238	MakanurSivanandappa		190	4	Machinery	SoilMoistureConservation	TCB	Ha	0.1104	1.0000			0.110

VillageName	Farmer Code	FarmerName	Aadhar Card No	Survey Number	RateType(Manually/Machinery)	ActivityType(SoilMoistureConservationActivity/WaterHarvestingActivity)	ActivityName	Unit	UnitCost(InLakhs.)	Proposed Quantity	Latitude(Deg-Min-Sec)	Longitude (Deg-Min-Sec)	TotalCost(InLacs)	SitePhoto
							WasteWair	No	0.050	1			0.050	
							Forestry	Ha	0.1525	0.000			0.000	
							Horticulture	Ha	0.22634	2.000			0.453	
	6239	MakanurChannappabinChannabasappa		190	5	Machinery	SoilMoistureConservation	TCB	Ha	0.1104	1.0000		0.110	
							WasteWair	No	0.050	1			0.050	
							Forestry	Ha	0.1525	0.000			0.000	
							Horticulture	Ha	0.22634	0.000			0.000	
	6240	BangiHeggappa		249	1+2+3	Machinery	SoilMoistureConservation	TCB	Ha	0.1104	2.0100		0.222	
							WasteWair	No	0.050	5			0.250	
							Forestry	Ha	0.1525	0.400			0.061	
							Horticulture	Ha	0.22634	0.000			0.000	
	6241	RudrappaMakanur		250	*	Machinery	SoilMoistureConservation	TCB	Ha	0.1104	0.6400		0.071	
							WasteWair	No	0.050	1			0.050	
							Forestry	Ha	0.1525	0.200			0.031	
							Horticulture	Ha	0.22634	0.000			0.000	
	6242	RudrappaMakanur		251	*	Machinery	SoilMoistureConservation	TCB	Ha	0.1104	0.6800		0.075	
							WasteWair	No	0.050	1			0.050	
							Forestry	Ha	0.1525	0.000			0.000	
							Horticulture	Ha	0.22634	0.000			0.000	
	6243	RudrappaMakanur		252	*	Machinery	SoilMoistureConservation	TCB	Ha	0.1104	0.5500		0.061	
							WasteWair	No	0.050	1			0.050	
							Forestry	Ha	0.1525	0.200			0.031	
							Horticulture	Ha	0.22634	0.000			0.000	
	6244	SalageriKariyallappaufkariyallappaSannamaradeppa		253	*	Machinery	SoilMoistureConservation	TCB	Ha	0.1104	0.5800		0.064	
							WasteWair	No	0.050	1			0.050	
							Forestry	Ha	0.1525	0.000			0.000	
							Horticulture	Ha	0.22634	0.000			0.000	
	6245	KamabliCholappa		254	*	Machinery	SoilMoistureConservation	TCB	Ha	0.1104	0.5900		0.065	
							WasteWair	No	0.050	1			0.050	
							Forestry	Ha	0.1525	0.000			0.000	
							Horticulture	Ha	0.22634	0.000			0.000	
	6246	KamabliCholappa		255	*	Machinery	SoilMoistureConservation	TCB	Ha	0.1104	0.4900		0.054	
							WasteWair	No	0.050	1			0.050	
							Forestry	Ha	0.1525	0.200			0.031	
							Horticulture	Ha	0.22634	0.000			0.000	
	6247	KenchammakomBirappaKasavalad		256	*	Machinery	SoilMoistureConservation	TCB	Ha	0.1104	1.7200		0.190	
							WasteWair	No	0.050	4			0.200	
							Forestry	Ha	0.1525	0.200			0.031	
							Horticulture	Ha	0.22634	0.000			0.000	
	6248	KambaliRevanasiddappa		257	*	Machinery	SoilMoistureConservation	TCB	Ha	0.1104	1.9700		0.217	
							WasteWair	No	0.050	4			0.200	
							Forestry	Ha	0.1525	0.400			0.061	
							Horticulture	Ha	0.22634	0.000			0.000	
	6249	KamabliRatnavva		258	1	Machinery	SoilMoistureConservation	TCB	Ha	0.1104	1.5700		0.173	
							WasteWair	No	0.050	3			0.150	
							Forestry	Ha	0.1525	0.300			0.046	
							Horticulture	Ha	0.22634	0.000			0.000	
	6250	MakanurRudrappa		258	2	Machinery	SoilMoistureConservation	TCB	Ha	0.1104	2.3700		0.262	



							WasteWair	No	0.050	0			0.000
							Forestry	Ha	0.1525	0.400			0.061
							Horticulture	Ha	0.22634	1.000			0.226
6251	KoppadaGirijammakomSankrappa		258	3	Machinery	SoilMoistureConservation	TCB	Ha	0.1104	0.5000			0.055

VillageName	Farmer Code	FarmerName	Aadhar Card No	Survey Number	RateType(Manually/Machinery)	ActivityType(SoilMoistureConservationActivity/WaterHarvestingActivity)	ActivityName	Unit	UnitCost(InLakhs.)	Proposed Quantity	Latitude(Deg-Min-Sec)	Longitude (Deg-Min-Sec)	TotalCost(InLacs)	SitePhoto
							WasteWair	No	0.050	1			0.050	
							Forestry	Ha	0.1525	0.000			0.000	
							Horticulture	Ha	0.22634	0.000			0.000	
	6252	KoppadaRudrappaninBasappa		258	3	Machinery	SoilMoistureConservation	TCB	Ha	0.1104	1.8000		0.199	
							WasteWair	No	0.050	4			0.200	
							Forestry	Ha	0.1525	0.400			0.061	
							Horticulture	Ha	0.22634	0.000			0.000	
	6253	GaneshachannaasappaKoppada		258	3	Machinery	SoilMoistureConservation	TCB	Ha	0.1104	0.6000		0.066	
							WasteWair	No	0.050	1			0.050	
							Forestry	Ha	0.1525	0.200			0.031	
							Horticulture	Ha	0.22634	0.000			0.000	
	6254	BasavaneppaSivabasappakoppada		258	3	Machinery	SoilMoistureConservation	TCB	Ha	0.1104	0.7000		0.077	
							WasteWair	No	0.050	1			0.050	
							Forestry	Ha	0.1525	0.200			0.031	
							Horticulture	Ha	0.22634	0.000			0.000	
	6255	MajjagiSankrappa		259	1	Machinery	SoilMoistureConservation	TCB	Ha	0.1104	0.4200		0.046	
							WasteWair	No	0.050	1			0.050	
							Forestry	Ha	0.1525	0.200			0.031	
							Horticulture	Ha	0.22634	0.000			0.000	
	6256	MajjagiMallappa		259	2	Machinery	SoilMoistureConservation	TCB	Ha	0.1104	0.4200		0.046	
							WasteWair	No	0.050	1			0.050	
							Forestry	Ha	0.1525	0.000			0.000	
							Horticulture	Ha	0.22634	0.000			0.000	
	6257	MajjagiManjappa		259	3	Machinery	SoilMoistureConservation	TCB	Ha	0.1104	0.4400		0.049	
							WasteWair	No	0.050	1			0.050	
							Forestry	Ha	0.1525	0.000			0.000	
							Horticulture	Ha	0.22634	0.000			0.000	
	6258	ShankrappaBuradikatti		259	4	Machinery	SoilMoistureConservation	TCB	Ha	0.1104	1.3100		0.145	
							WasteWair	No	0.050	3			0.150	
							Forestry	Ha	0.1525	0.200			0.031	
							Horticulture	Ha	0.22634	0.000			0.000	
	6259	GadiHanumavva		260	1	Machinery	SoilMoistureConservation	TCB	Ha	0.1104	1.6000		0.177	
							WasteWair	No	0.050	4			0.200	
							Forestry	Ha	0.1525	0.400			0.061	
							Horticulture	Ha	0.22634	0.000			0.000	
	6260	Guddannanapara Gutteva		260	1	Machinery	SoilMoistureConservation	TCB	Ha	0.1104	0.7700		0.085	
							WasteWair	No	0.050	1			0.050	
							Forestry	Ha	0.1525	0.300			0.046	
							Horticulture	Ha	0.22634	0.000			0.000	
	6261	BanuvalliSavakka		260	1	Machinery	SoilMoistureConservation	TCB	Ha	0.1104	0.7800		0.086	
							WasteWair	No	0.050	1			0.050	
							Forestry	Ha	0.1525	0.300			0.046	
							Horticulture	Ha	0.22634	0.000			0.000	
	6262	SalageriGuddappaMartendappa		260	1	Machinery	SoilMoistureConservation	TCB	Ha	0.1104	0.7700		0.085	
							WasteWair	No	0.050	1			0.050	
							Forestry	Ha	0.1525	0.300			0.046	
							Horticulture	Ha	0.22634	0.000			0.000	
	6263	Yakalapurakshamappa		260	2	Machinery	SoilMoistureConservation	TCB	Ha	0.1104	3.6000		0.397	

							WasteWair	No	0.050	3			0.150
							Forestry	Ha	0.1525	0.400			0.061
							Horticulture	Ha	0.22634	1.000			0.226
6264	ManojaBasavarajMaradibanakar		261	1	Machinery	SoilMoistureConservation	TCB	Ha	0.1104	1.4700			0.162

VillageName	Farmer Code	FarmerName	Aadhar Card No	Survey Number	RateType(Manually/Machinery)	ActivityType(SoilMoistureConservationActivity/WaterHarvestingActivity)	ActivityName	Unit	UnitCost(InLakhs.)	Proposed Quantity	Latitude(Deg-Min-Sec)	Longitude (Deg-Min-Sec)	TotalCost(InLacs)	SitePhoto
							WasteWair	No	0.050	3			0.150	
							Forestry	Ha	0.1525	0.400			0.061	
							Horticulture	Ha	0.22634	0.000			0.000	
	6265	MaradibanakaraKariyappa		261	2	Machinery	SoilMoistureConservation	TCB	Ha	0.1104	1.4700		0.162	
							WasteWair	No	0.050	3			0.150	
							Forestry	Ha	0.1525	0.300			0.046	
							Horticulture	Ha	0.22634	0.000			0.000	
	6266	SalageriurfKasavalaBirappa		261	3	Machinery	SoilMoistureConservation	TCB	Ha	0.1104	1.4800		0.163	
							WasteWair	No	0.050	3			0.150	
							Forestry	Ha	0.1525	0.300			0.046	
							Horticulture	Ha	0.22634	0.000			0.000	
	6267	KoppadaDundeppa		262	1	Machinery	SoilMoistureConservation	TCB	Ha	0.1104	1.2000		0.132	
							WasteWair	No	0.050	3			0.150	
							Forestry	Ha	0.1525	0.300			0.046	
							Horticulture	Ha	0.22634	0.000			0.000	
	6268	KoppadaDundeppa		262	2	Machinery	SoilMoistureConservation	TCB	Ha	0.1104	0.7000		0.077	
							WasteWair	No	0.050	1			0.050	
							Forestry	Ha	0.1525	0.300			0.046	
							Horticulture	Ha	0.22634	0.000			0.000	
	6269	KoppadaDundeppa		262	3	Machinery	SoilMoistureConservation	TCB	Ha	0.1104	1.4800		0.163	
							WasteWair	No	0.050	3			0.150	
							Forestry	Ha	0.1525	0.300			0.046	
							Horticulture	Ha	0.22634	0.000			0.000	
	6270	ChannammaBhanuvalli		263	1	Machinery	SoilMoistureConservation	TCB	Ha	0.1104	0.1500		0.017	
							WasteWair	No	0.050	0			0.000	
							Forestry	Ha	0.1525	0.000			0.000	
							Horticulture	Ha	0.22634	0.000			0.000	
	6271	ManjuMudigoudra		263	10	Machinery	SoilMoistureConservation	TCB	Ha	0.1104	0.1100		0.012	
							WasteWair	No	0.050	0			0.000	
							Forestry	Ha	0.1525	0.000			0.000	
							Horticulture	Ha	0.22634	0.000			0.000	
	6272	kasavaladaRamappa		263	2	Machinery	SoilMoistureConservation	TCB	Ha	0.1104	0.4000		0.044	
							WasteWair	No	0.050	1			0.050	
							Forestry	Ha	0.1525	0.000			0.000	
							Horticulture	Ha	0.22634	0.000			0.000	
	6273	SivayogiGuddappaurfGadada		263	3	Machinery	SoilMoistureConservation	TCB	Ha	0.1104	0.2500		0.028	
							WasteWair	No	0.050	0			0.000	
							Forestry	Ha	0.1525	0.000			0.000	
							Horticulture	Ha	0.22634	0.000			0.000	
	6274	SavakkaKiranHanumantappa		263	4	Machinery	SoilMoistureConservation	TCB	Ha	0.1104	0.1500		0.017	
							WasteWair	No	0.050	0			0.000	
							Forestry	Ha	0.1525	0.000			0.000	
							Horticulture	Ha	0.22634	0.000			0.000	
	6275	RudragoudaMavintopa		263	7	Machinery	SoilMoistureConservation	TCB	Ha	0.1104	0.1500		0.017	
							WasteWair	No	0.050	0			0.000	
							Forestry	Ha	0.1525	0.000			0.000	
							Horticulture	Ha	0.22634	0.000			0.000	
	6276	KasavaladRamappa		263	9	Machinery	SoilMoistureConservation	TCB	Ha	0.1104	0.1800		0.020	

							WasteWair	No	0.050	0			0.000
							Forestry	Ha	0.1525	0.000			0.000
							Horticulture	Ha	0.22634	0.000			0.000
6277	KodihalliRamesha		264	2e9	Machinery	SoilMoistureConservation	TCB	Ha	0.1104	0.2300			0.025

VillageName	Farmer Code	FarmerName	Aadhar Card No	Survey Number	RateType(Manually/Machinery)	ActivityType(SoilMoistureConservationActivity/WaterHarvestingActivity)	ActivityName	Unit	UnitCost(InLakhs.)	Proposed Quantity	Latitude(Deg-Min-Sec)	Longitude (Deg-Min-Sec)	TotalCost(InLacs)	SitePhoto
							WasteWair	No	0.050	0			0.000	
							Forestry	Ha	0.1525	0.000			0.000	
							Horticulture	Ha	0.22634	0.000			0.000	
	6278	ChinamyarManagoudaMallanagoudaRamanagouda		264	20	Machinery	SoilMoistureConservation	TCB	Ha	0.1104	0.3900		0.043	
							WasteWair	No	0.050	0			0.000	
							Forestry	Ha	0.1525	0.000			0.000	
							Horticulture	Ha	0.22634	0.000			0.000	
	6279	KodihalliRamesha		264	30	Machinery	SoilMoistureConservation	TCB	Ha	0.1104	0.1400		0.015	
							WasteWair	No	0.050	0			0.000	
							Forestry	Ha	0.1525	0.000			0.000	
							Horticulture	Ha	0.22634	0.000			0.000	
	6280	ChinamyarManagoudaMallanagoudaRamanagouda		264	30	Machinery	SoilMoistureConservation	TCB	Ha	0.1104	0.2300		0.025	
							WasteWair	No	0.050	0			0.000	
							Forestry	Ha	0.1525	0.000			0.000	
							Horticulture	Ha	0.22634	0.000			0.000	
	6281	AnnigeriShanmukhappa		264	1	Machinery	SoilMoistureConservation	TCB	Ha	0.1104	0.3400		0.038	
							WasteWair	No	0.050	0			0.000	
							Forestry	Ha	0.1525	0.000			0.000	
							Horticulture	Ha	0.22634	0.000			0.000	
	6282	KichadiGanagavvakomRamappa		264	4	Machinery	SoilMoistureConservation	TCB	Ha	0.1104	0.1100		0.012	
							WasteWair	No	0.050	0			0.000	
							Forestry	Ha	0.1525	0.000			0.000	
							Horticulture	Ha	0.22634	0.000			0.000	
	6283	KichadiGanagavvaRamappa		264	4	Machinery	SoilMoistureConservation	TCB	Ha	0.1104	0.2000		0.022	
							WasteWair	No	0.050	0			0.000	
							Forestry	Ha	0.1525	0.000			0.000	
							Horticulture	Ha	0.22634	0.000			0.000	
	6284	KichadiGanagavvaRamappa		264	4	Machinery	SoilMoistureConservation	TCB	Ha	0.1104	0.2600		0.029	
							WasteWair	No	0.050	0			0.000	
							Forestry	Ha	0.1525	0.000			0.000	
							Horticulture	Ha	0.22634	0.000			0.000	
	6285	KichadiBirappa		264	4	Machinery	SoilMoistureConservation	TCB	Ha	0.1104	0.1300		0.014	
							WasteWair	No	0.050	0			0.000	
							Forestry	Ha	0.1525	0.000			0.000	
							Horticulture	Ha	0.22634	0.000			0.000	
	6286	KichadiBirappayallappa		264	4	Machinery	SoilMoistureConservation	TCB	Ha	0.1104	0.1900		0.021	
							WasteWair	No	0.050	0			0.000	
							Forestry	Ha	0.1525	0.000			0.000	
							Horticulture	Ha	0.22634	0.000			0.000	
	6287	KichadiMuddeppa		264	4	Machinery	SoilMoistureConservation	TCB	Ha	0.1104	0.7700		0.085	
							WasteWair	No	0.050	1			0.050	
							Forestry	Ha	0.1525	0.300			0.046	
							Horticulture	Ha	0.22634	0.000			0.000	
	6288	KichadiMuddeppaKariyappa		264	4	Machinery	SoilMoistureConservation	TCB	Ha	0.1104	0.3000		0.033	
							WasteWair	No	0.050	1			0.050	
							Forestry	Ha	0.1525	0.000			0.000	
							Horticulture	Ha	0.22634	0.000			0.000	
	6289	AnnigeriShanmukhappa		264	5	Machinery	SoilMoistureConservation	TCB	Ha	0.1104	0.2300		0.025	

							WasteWair	No	0.050	0			0.000
							Forestry	Ha	0.1525	0.000			0.000
							Horticulture	Ha	0.22634	0.000			0.000
6290	AnnigeriShanmukhappa		264	7	Machinery	SoilMoistureConservation	TCB	Ha	0.1104	1.0200			0.113

VillageName	Farmer Code	FarmerName	Aadhar Card No	Survey Number	RateType(Manually/Machinery)	ActivityType(SoilMoistureConservationActivity/WaterHarvestingActivity)	ActivityName	Unit	UnitCost(InLakhs.)	Proposed Quantity	Latitude(Deg-Min-Sec)	Longitude (Deg-Min-Sec)	TotalCost(InLacs)	SitePhoto
							WasteWair	No	0.050	2			0.100	
							Forestry	Ha	0.1525	0.200			0.031	
							Horticulture	Ha	0.22634	0.000			0.000	
	6291	AnnigeriShanmukhappa		265	1e9	Machinery	SoilMoistureConservation	TCB	Ha	0.1104	0.7500		0.083	
							WasteWair	No	0.050	1			0.050	
							Forestry	Ha	0.1525	0.200			0.031	
							Horticulture	Ha	0.22634	0.000			0.000	
	6292	JadhavaSiddappa		265	1e3	Machinery	SoilMoistureConservation	TCB	Ha	0.1104	1.4900		0.164	
							WasteWair	No	0.050	3			0.150	
							Forestry	Ha	0.1525	0.200			0.031	
							Horticulture	Ha	0.22634	0.000			0.000	
	6293	ChinamyRamanagoudaMallanagoudaRamanagouda		265	2	Machinery	SoilMoistureConservation	TCB	Ha	0.1104	1.8100		0.200	
							WasteWair	No	0.050	4			0.200	
							Forestry	Ha	0.1525	0.400			0.061	
							Horticulture	Ha	0.22634	0.000			0.000	
	6294	ChinamyRamanagoudaMallanagoudaRamanagouda		265	3	Machinery	SoilMoistureConservation	TCB	Ha	0.1104	1.2500		0.138	
							WasteWair	No	0.050	3			0.150	
							Forestry	Ha	0.1525	0.200			0.031	
							Horticulture	Ha	0.22634	0.000			0.000	
	6295	JadhavaChandrashekharNingappa		265	4	Machinery	SoilMoistureConservation	TCB	Ha	0.1104	1.4900		0.164	
							WasteWair	No	0.050	3			0.150	
							Forestry	Ha	0.1525	0.300			0.046	
							Horticulture	Ha	0.22634	0.000			0.000	
	6296	KichadiMuddeppa		266	1	Machinery	SoilMoistureConservation	TCB	Ha	0.1104	1.6000		0.177	
							WasteWair	No	0.050	4			0.200	
							Forestry	Ha	0.1525	0.400			0.061	
							Horticulture	Ha	0.22634	0.000			0.000	
	6297	GulannavaraAshok		266	2	Machinery	SoilMoistureConservation	TCB	Ha	0.1104	0.8000		0.088	
							WasteWair	No	0.050	2			0.100	
							Forestry	Ha	0.1525	0.200			0.031	
							Horticulture	Ha	0.22634	0.000			0.000	
	6298	GulannavaraKurivatteppa		266	2	Machinery	SoilMoistureConservation	TCB	Ha	0.1104	0.8000		0.088	
							WasteWair	No	0.050	2			0.100	
							Forestry	Ha	0.1525	0.200			0.031	
		GulannavaraAshoka					Horticulture	Ha	0.22634	0.000			0.000	
	6299			266	2	Machinery	SoilMoistureConservation	TCB	Ha	0.1104	1.5500		0.171	
							WasteWair	No	0.050	3			0.150	
							Forestry	Ha	0.1525	0.300			0.046	
							Horticulture	Ha	0.22634	0.000			0.000	
	6300	GulannavaraAshoka		266	2	Machinery	SoilMoistureConservation	TCB	Ha	0.1104	1.5500		0.171	
							WasteWair	No	0.050	3			0.150	
							Forestry	Ha	0.1525	0.300			0.046	
							Horticulture	Ha	0.22634	0.000			0.000	
	6301	GulannavaraKurivatteppa		266	2	Machinery	SoilMoistureConservation	TCB	Ha	0.1104	1.5500		0.171	
							WasteWair	No	0.050	3			0.150	
							Forestry	Ha	0.1525	0.400			0.061	
							Horticulture	Ha	0.22634	0.000			0.000	
	6302	GulannavaraKurivatteppa		266	2	Machinery	SoilMoistureConservation	TCB	Ha	0.1104	1.5500		0.171	



							WasteWair	No	0.050	3			0.150
							Forestry	Ha	0.1525	0.400			0.061
							Horticulture	Ha	0.22634	0.000			0.000
6303	KichadiGangavvaRamappa		266	2	Machinery	SoilMoistureConservation	TCB	Ha	0.1104	0.3000			0.033

VillageName	Farmer Code	FarmerName	Aadhar Card No	Survey Number	RateType(Manually/Machinery)	ActivityType(SoilMoistureConservationActivity/WaterHarvestingActivity)	ActivityName	Unit	UnitCost(InLakhs.)	Proposed Quantity	Latitude(Deg-Min-Sec)	Longitude (Deg-Min-Sec)	TotalCost(InLacs)	SitePhoto
							WasteWair	No	0.050	0			0.000	
							Forestry	Ha	0.1525	0.000			0.000	
							Horticulture	Ha	0.22634	0.000			0.000	
	6304	KichadiRamappa		266	2	Machinery	SoilMoistureConservation	TCB	Ha	0.1104	0.3000		0.033	
							WasteWair	No	0.050	0			0.000	
							Forestry	Ha	0.1525	0.000			0.000	
							Horticulture	Ha	0.22634	0.000			0.000	
	6305	KichadiMuddappa		266	2	Machinery	SoilMoistureConservation	TCB	Ha	0.1104	0.6000		0.066	
							WasteWair	No	0.050	1			0.050	
							Forestry	Ha	0.1525	0.200			0.031	
							Horticulture	Ha	0.22634	0.000			0.000	
	6306	GoudashiavannavaraRaju		267	2	Machinery	SoilMoistureConservation	TCB	Ha	0.1104	1.5900		0.176	
							WasteWair	No	0.050	3			0.150	
							Forestry	Ha	0.1525	0.300			0.046	
							Horticulture	Ha	0.22634	0.000			0.000	
	6307	KotteppaYallappaMayannanavara		267	2	Machinery	SoilMoistureConservation	TCB	Ha	0.1104	0.3900		0.043	
							WasteWair	No	0.050	1			0.050	
							Forestry	Ha	0.1525	0.000			0.000	
							Horticulture	Ha	0.22634	0.000			0.000	
	6308	PuttappaHanumantappaKodihalli		267	2	Machinery	SoilMoistureConservation	TCB	Ha	0.1104	0.4100		0.045	
							WasteWair	No	0.050	1			0.050	
							Forestry	Ha	0.1525	0.000			0.000	
							Horticulture	Ha	0.22634	0.000			0.000	
	6309	Mayannanavara Kuberappa		267	2	Machinery	SoilMoistureConservation	TCB	Ha	0.1104	0.3900		0.043	
							WasteWair	No	0.050	0			0.000	
							Forestry	Ha	0.1525	0.000			0.000	
							Horticulture	Ha	0.22634	0.000			0.000	
	6310	Mayannanavaralramma		267	2	Machinery	SoilMoistureConservation	TCB	Ha	0.1104	0.4000		0.044	
							WasteWair	No	0.050	1			0.050	
							Forestry	Ha	0.1525	0.000			0.000	
							Horticulture	Ha	0.22634	0.000			0.000	
	6311	MakanurBasavvaPhakkirappa		267	3	Machinery	SoilMoistureConservation	TCB	Ha	0.1104	1.9900		0.220	
							WasteWair	No	0.050	4			0.200	
							Forestry	Ha	0.1525	0.300			0.046	
							Horticulture	Ha	0.22634	0.000			0.000	
	6312	RudrappaMakanur		267	4	Machinery	SoilMoistureConservation	TCB	Ha	0.1104	1.9900		0.220	
							WasteWair	No	0.050	4			0.200	
							Forestry	Ha	0.1525	0.400			0.061	
							Horticulture	Ha	0.22634	0.000			0.000	
	6313	MalagiKuberappa		268	2	Machinery	SoilMoistureConservation	TCB	Ha	0.1104	1.8400		0.203	
							WasteWair	No	0.050	4			0.200	
							Forestry	Ha	0.1525	0.400			0.061	
							Horticulture	Ha	0.22634	0.000			0.000	
	6314	HanumantappaKasavalada		268	5	Machinery	SoilMoistureConservation	TCB	Ha	0.1104	0.5000		0.055	
							WasteWair	No	0.050	1			0.050	
							Forestry	Ha	0.1525	0.000			0.000	
							Horticulture	Ha	0.22634	0.000			0.000	
	6315	Mayannanavara Maradeppa		269	1	Machinery	SoilMoistureConservation	TCB	Ha	0.1104	1.2000		0.132	

								WasteWair	No	0.050	3			0.150
								Forestry	Ha	0.1525	0.300			0.046
								Horticulture	Ha	0.22634	0.000			0.000

4.NetPlanningandProjectactivities

Rsinlakhs

[Chapter-IV]4.4DetailsofProposedSoilMoistureConservationandWaterHarvestingActivities

RanebennurHalageri4D4C5T2d

VillageName	Farmer Code	FarmerName	Aadhar Card No	Survey Number	RateType(Manually/ Machinery)	ActivityType(SoilMoistureConservationActivity/Water HarvestingActivity)	ActivityName	Unit	UnitCost(InLakhs.)	Proposed Quantity	Latitude(Deg-Min-Sec)	Longitude (Deg-Min-Sec)	TotalCost(InLacs)	SitePhoto
Ranebennur	6316	BasavarajaKasavalad		269	10	Machinery	SoilMoistureConservation	TCB	Ha	0.1104	0.700	14.609	75.604	0.077
							WasteWair	No	0.0500	1				0.050
							Forestry	Ha	0.15250	0.100				0.015
							Horticulture	Ha	0.22634	0.000				0.000
4D4C5T2d	6317	BirappaKasavalada		269	2	Machinery	SoilMoistureConservation	TCB	Ha	0.1104	0.350	14.609	75.604	0.039
							WasteWair	No	0.0500	1				0.050
							Forestry	Ha	0.15250	0.000				0.000
							Horticulture	Ha	0.22634	0.000				0.000
	6318	BirappaKasavalada		269	4	Machinery	SoilMoistureConservation	TCB	Ha	0.1104	1.050	14.609	75.604	0.116
							WasteWair	No	0.0500	2				0.100
							Forestry	Ha	0.15250	0.200				0.031
							Horticulture	Ha	0.22634	0.000				0.000
	6319	ManjappaKasavalada		269	5	Machinery	SoilMoistureConservation	TCB	Ha	0.1104	0.350	14.609	75.604	0.039
							WasteWair	No	0.0500	1				0.050
							Forestry	Ha	0.15250	0.000				0.000
							Horticulture	Ha	0.22634	0.000				0.000
	6320	ShobhaKasavalad		269	6	Machinery	SoilMoistureConservation	TCB	Ha	0.1104	0.350	14.609	75.604	0.039
							WasteWair	No	0.0500	0				0.000
							Forestry	Ha	0.15250	0.000				0.000
							Horticulture	Ha	0.22634	0.000				0.000
	6321	BasavarajaKasavalada		269	7	Machinery	SoilMoistureConservation	TCB	Ha	0.1104	0.360	14.609	75.604	0.040
							WasteWair	No	0.0500	0				0.000
							Forestry	Ha	0.15250	0.000				0.000
							Horticulture	Ha	0.22634	0.000				0.000
	6322	ManjappaKasavalada		269	8	Machinery	SoilMoistureConservation	TCB	Ha	0.1104	1.050	14.609	75.604	0.116
							WasteWair	No	0.0500	2				0.100
							Forestry	Ha	0.15250	0.200				0.031
							Horticulture	Ha	0.22634	0.000				0.000
	6323	ShobhaKasavalad		269	9	Machinery	SoilMoistureConservation	TCB	Ha	0.1104	0.700	14.609	75.604	0.077
							WasteWair	No	0.0500	1				0.050
							Forestry	Ha	0.15250	0.300				0.046
							Horticulture	Ha	0.22634	0.000				0.000
	6324	KasavaladaCholappa		270	1	Machinery	SoilMoistureConservation	TCB	Ha	0.1104	1.200	14.609	75.604	0.132
							WasteWair	No	0.0500	3				0.150
							Forestry	Ha	0.15250	0.300				0.046
							Horticulture	Ha	0.22634	0.000				0.000
	6325	NilavvakomSiddappaTahashildar		270	2	Machinery	SoilMoistureConservation	TCB	Ha	0.1104	0.400	14.609	75.604	0.044
							WasteWair	No	0.0500	1				0.050
							Forestry	Ha	0.15250	0.000				0.000
							Horticulture	Ha	0.22634	0.000				0.000
	6326	HuchchannavaraMangalaurLata		270	3	Machinery	SoilMoistureConservation	TCB	Ha	0.1104	0.740	14.609	75.604	0.082
							WasteWair	No	0.0500	1				0.050
							Forestry	Ha	0.15250	0.300				0.046
							Horticulture	Ha	0.22634	0.000				0.000
	6327	TahashiladarNilavva		270	4	Machinery	SoilMoistureConservation	TCB	Ha	0.1104	1.140	14.609	75.604	0.126

							WasteWair	No	0.0500	2			0.100
							Forestry	Ha	0.15250	0.300			0.046
							Horticulture	Ha	0.22634	0.000			0.000
6328	TahashiladarNilavva		270	5	Machinery	SoilMoistureConservation	TCB	Ha	0.1104	1.040	14.609	75.604	0.115
							WasteWair	No	0.0500	2			0.100

VillageName	Farmer Code	FarmerName	Aadhar Card No	Survey Number	RateType(Manually/Machinery)	ActivityType(SoilMoistureConservationActivity/WaterHarvestingActivity)	ActivityName	Unit	UnitCost(InLakhs.)	Proposed Quantity	Latitude(Deg-Min-Sec)	Longitude (Deg-Min-Sec)	TotalCost(InLacs)	SitePhoto
							Forestry	Ha	0.15250	0.200			0.031	
							Horticulture	Ha	0.22634	0.000			0.000	
	6329	RamappaGuddapaHulihalliurfMasalannavara		270	7	Machinery	SoilMoistureConservation	TCB	Ha	0.1104	0.400	14.609	75.604	0.044
							WasteWair	No	0.0500	1			0.050	
							Forestry	Ha	0.15250	0.000			0.000	
							Horticulture	Ha	0.22634	0.000			0.000	
	6330	HuchcannavaraMangalaurLata		270	8	Machinery	SoilMoistureConservation	TCB	Ha	0.1104	0.250	14.609	75.604	0.028
							WasteWair	No	0.0500	0			0.000	
							Forestry	Ha	0.15250	0.000			0.000	
							Horticulture	Ha	0.22634	0.000			0.000	
	6331	KoppadaAjjappa		271	*	Machinery	SoilMoistureConservation	TCB	Ha	0.1104	6.330	14.609	75.604	0.699
							WasteWair	No	0.0500	3			0.150	
							Forestry	Ha	0.15250	0.400			0.061	
							Horticulture	Ha	0.22634	1.000			0.226	
	6332	JamalasaburJalaluddinPakkirasab		272	3೨	Machinery	SoilMoistureConservation	TCB	Ha	0.1104	0.330	14.609	75.604	0.036
							WasteWair	No	0.0500	1			0.050	
							Forestry	Ha	0.15250	0.000			0.000	
							Horticulture	Ha	0.22634	0.000			0.000	
	6333	AmabliDevendrappa		272	1B	Machinery	SoilMoistureConservation	TCB	Ha	0.1104	0.000	14.609	75.604	0.000
							WasteWair	No	0.0500	0			0.000	
							Forestry	Ha	0.15250	0.000			0.000	
							Horticulture	Ha	0.22634	2.000			0.453	
	6334	GulannavaraParameshappaBasappa		272	3೧	Machinery	SoilMoistureConservation	TCB	Ha	0.1104	0.000	14.609	75.604	0.000
							WasteWair	No	0.0500	0			0.000	
							Forestry	Ha	0.15250	0.000			0.000	
							Horticulture	Ha	0.22634	0.000			0.000	
	6335	VenkatareddiRachayyaNandyal		272	3೧	Machinery	SoilMoistureConservation	TCB	Ha	0.1104	0.000	14.609	75.604	0.000
							WasteWair	No	0.0500	0			0.000	
							Forestry	Ha	0.15250	0.000			0.000	
							Horticulture	Ha	0.22634	0.000			0.000	
	6336	KoppadaMaheshappaKarabasappa		285	34	Machinery	SoilMoistureConservation	TCB	Ha	0.1104	0.000	14.609	75.604	0.000
							WasteWair	No	0.0500	0			0.000	
							Forestry	Ha	0.15250	0.000			0.000	
							Horticulture	Ha	0.22634	2.000			0.453	
	6337	HosamaniMaheshappaSannasiddappa		285	6೨	Machinery	SoilMoistureConservation	TCB	Ha	0.1104	0.000	14.609	75.604	0.000
							WasteWair	No	0.0500	0			0.000	
							Forestry	Ha	0.15250	0.000			0.000	
							Horticulture	Ha	0.22634	0.000			0.000	
	6338	KamabaliManjappa		287	1೨	Machinery	SoilMoistureConservation	TCB	Ha	0.1104	0.000	14.609	75.604	0.000
							WasteWair	No	0.0500	0			0.000	
							Forestry	Ha	0.15250	0.000			0.000	
							Horticulture	Ha	0.22634	1.000			0.226	
	6339	SavakarKiranaHanumantappa		287	12	Machinery	SoilMoistureConservation	TCB	Ha	0.1104	0.000	14.609	75.604	0.000
							WasteWair	No	0.0500	0			0.000	
							Forestry	Ha	0.15250	0.000			0.000	
							Horticulture	Ha	0.22634	0.000			0.000	
	6340	KamabaliHasinabanu		287	14	Machinery	SoilMoistureConservation	TCB	Ha	0.1104	0.000	14.609	75.604	0.000
							WasteWair	No	0.0500	0			0.000	

							Forestry	Ha	0.15250	0.000			0.000	
							Horticulture	Ha	0.22634	1.000			0.226	
	6341	HullattiTimmappabinGudappa		287	17	Machinery	SoilMoistureConservation	TCB	Ha	0.1104	0.000	14.609	75.604	0.000
							WasteWair	No	0.0500	0			0.000	

VillageName	Farmer Code	FarmerName	Aadhar Card No	Survey Number	RateType(Manually/Machinery)	ActivityType(SoilMoistureConservationActivity/WaterHarvestingActivity)	ActivityName	Unit	UnitCost(InLakhs.)	Proposed Quantity	Latitude(Deg-Min-Sec)	Longitude (Deg-Min-Sec)	TotalCost(InLacs)	SitePhoto
							Forestry	Ha	0.15250	0.000			0.000	
							Horticulture	Ha	0.22634	0.000			0.000	
	6342	HosamaniGanagammakomDoddasiddappanavara		288	4	Machinery	SoilMoistureConservation	TCB	Ha	0.1104	0.000	14.609	75.604	0.000
							WasteWair	No	0.0500	0			0.000	
							Forestry	Ha	0.15250	0.000			0.000	
							Horticulture	Ha	0.22634	1.000			0.226	
	6343	ShankrappaBuradikatti		313	1	Machinery	SoilMoistureConservation	TCB	Ha	0.1104	0.000	14.609	75.604	0.000
							WasteWair	No	0.0500	0			0.000	
							Forestry	Ha	0.15250	0.000			0.000	
							Horticulture	Ha	0.22634	2.000			0.453	
	6344	KhatibAnveri		313	10	Machinery	SoilMoistureConservation	TCB	Ha	0.1104	0.000	14.609	75.604	0.000
							WasteWair	No	0.0500	0			0.000	
							Forestry	Ha	0.15250	0.000			0.000	
							Horticulture	Ha	0.22634	0.000			0.000	
	6345	InamathiParashuramappa		313	11	Machinery	SoilMoistureConservation	TCB	Ha	0.1104	0.000	14.609	75.604	0.000
							WasteWair	No	0.0500	0			0.000	
							Forestry	Ha	0.15250	0.000			0.000	
							Horticulture	Ha	0.22634	0.000			0.000	
	6346	HanagalPramilaShankarappa		313	12	Machinery	SoilMoistureConservation	TCB	Ha	0.1104	0.000	14.609	75.604	0.000
							WasteWair	No	0.0500	0			0.000	
							Forestry	Ha	0.15250	0.000			0.000	
							Horticulture	Ha	0.22634	0.000			0.000	
	6347	MaradeppaPuttappaKichadi		313	13	Machinery	SoilMoistureConservation	TCB	Ha	0.1104	0.000	14.609	75.604	0.000
							WasteWair	No	0.0500	0			0.000	
							Forestry	Ha	0.15250	0.000			0.000	
							Horticulture	Ha	0.22634	1.000			0.226	
	6348	BalanagoudraKarabasappa		313	4	Machinery	SoilMoistureConservation	TCB	Ha	0.1104	0.000	14.609	75.604	0.000
							WasteWair	No	0.0500	0			0.000	
							Forestry	Ha	0.15250	0.000			0.000	
							Horticulture	Ha	0.22634	1.000			0.226	
	6349	YalavattiAnnakkaHemappa		313	5	Machinery	SoilMoistureConservation	TCB	Ha	0.1104	0.000	14.609	75.604	0.000
							WasteWair	No	0.0500	0			0.000	
							Forestry	Ha	0.15250	0.000			0.000	
							Horticulture	Ha	0.22634	0.000			0.000	
	6350	MagodaAnanadappa		313	6	Machinery	SoilMoistureConservation	TCB	Ha	0.1104	0.000	14.609	75.604	0.000
							WasteWair	No	0.0500	0			0.000	
							Forestry	Ha	0.15250	0.000			0.000	
							Horticulture	Ha	0.22634	1.000			0.226	
	6351	HaveriNagappa		313	7	Machinery	SoilMoistureConservation	TCB	Ha	0.1104	0.000	14.609	75.604	0.000
							WasteWair	No	0.0500	0			0.000	
							Forestry	Ha	0.15250	0.000			0.000	
							Horticulture	Ha	0.22634	1.000			0.226	
	6352	BalanagoudraKarabasappa		313	8	Machinery	SoilMoistureConservation	TCB	Ha	0.1104	0.000	14.609	75.604	0.000
							WasteWair	No	0.0500	0			0.000	
							Forestry	Ha	0.15250	0.000			0.000	
							Horticulture	Ha	0.22634	0.000			0.000	
	6353	SriPadanayakAnnappa		314	2	Machinery	SoilMoistureConservation	TCB	Ha	0.1104	0.000	14.609	75.604	0.000
							WasteWair	No	0.0500	0			0.000	



							Forestry	Ha	0.15250	0.000			0.000	
							Horticulture	Ha	0.22634	2.000			0.453	
	6354	SriPadanayakAnnappa		314	20	Machinery	SoilMoistureConservation	TCB	Ha	0.1104	0.000	14.609	75.604	0.000
							WasteWair	No	0.0500	0			0.000	

VillageName	Farmer Code	FarmerName	Aadhar Card No	Survey Number	RateType(Manually/ Machine ry)	ActivityType(SoilMoistureCo nsevationActivity/Water HarvestingActivity)	ActivityName	Unit	UnitCost(In Lakhs.)	Proposed Quantity	Latitude(D eg-Min- Sec)	Longitude (Deg-Min- Sec)	TotalCost( InLacs)	SiteP hoto
							Forestry	Ha	0.15250	0.000			0.000	
							Horticulture	Ha	0.22634	0.000			0.000	
	6355	DanappanavaraJagadishappa		314	1	Machinery	SoilMoistureConservation	TCB	Ha	0.1104	0.000	14.609	75.604	0.000
							WasteWair	No	0.0500	0			0.000	
							Forestry	Ha	0.15250	0.000			0.000	
							Horticulture	Ha	0.22634	1.000			0.226	
	6356	GurushantappaMallehappaKenchoti		315	1	Machinery	SoilMoistureConservation	TCB	Ha	0.1104	0.000	14.609	75.604	0.000
							WasteWair	No	0.0500	0			0.000	
							Forestry	Ha	0.15250	0.000			0.000	
							Horticulture	Ha	0.22634	1.000			0.226	
	6357	MohanaBennur		315	2	Machinery	SoilMoistureConservation	TCB	Ha	0.1104	0.000	14.609	75.604	0.000
							WasteWair	No	0.0500	0			0.000	
							Forestry	Ha	0.15250	0.000			0.000	
							Horticulture	Ha	0.22634	0.000			0.000	
	6358	ToppannavaraSusilammaBasappa		315	3	Machinery	SoilMoistureConservation	TCB	Ha	0.1104	0.000	14.609	75.604	0.000
							WasteWair	No	0.0500	0			0.000	
							Forestry	Ha	0.15250	0.000			0.000	
							Horticulture	Ha	0.22634	0.000			0.000	
	6359	TotappanavaraBasappa		315	5	Machinery	SoilMoistureConservation	TCB	Ha	0.1104	0.000	14.609	75.604	0.000
							WasteWair	No	0.0500	0			0.000	
							Forestry	Ha	0.15250	0.000			0.000	
							Horticulture	Ha	0.22634	1.000			0.226	
	6360	PrakashaBasappa		315	7	Machinery	SoilMoistureConservation	TCB	Ha	0.1104	0.000	14.609	75.604	0.000
							WasteWair	No	0.0500	0			0.000	
							Forestry	Ha	0.15250	0.000			0.000	
							Horticulture	Ha	0.22634	1.000			0.226	
	6361	KiturAltapha		315	8	Machinery	SoilMoistureConservation	TCB	Ha	0.1104	0.000	14.609	75.604	0.000
							WasteWair	No	0.0500	0			0.000	
							Forestry	Ha	0.15250	0.000			0.000	
							Horticulture	Ha	0.22634	2.000			0.453	
	6362			316	2	Machinery	SoilMoistureConservation	TCB	Ha	0.1104	0.000	14.609	75.604	0.000
							WasteWair	No	0.0500	0			0.000	
							Forestry	Ha	0.15250	0.000			0.000	
							Horticulture	Ha	0.22634	0.000			0.000	
	6363	MakanurDevendrappa		316	1	Machinery	SoilMoistureConservation	TCB	Ha	0.1104	0.000	14.609	75.604	0.000
							WasteWair	No	0.0500	0			0.000	
							Forestry	Ha	0.15250	0.000			0.000	
							Horticulture	Ha	0.22634	2.000			0.453	
	6364	KxirasagarSuresha		316	2	Machinery	SoilMoistureConservation	TCB	Ha	0.1104	0.000	14.609	75.604	0.000
							WasteWair	No	0.0500	1			0.050	
							Forestry	Ha	0.15250	0.000			0.000	
							Horticulture	Ha	0.22634	2.000			0.453	
	6365	MakanurBasavvakomPakkirappa		316	2	Machinery	SoilMoistureConservation	TCB	Ha	0.1104	0.000	14.609	75.604	0.000
							WasteWair	No	0.0500	0			0.000	
							Forestry	Ha	0.15250	0.000			0.000	
							Horticulture	Ha	0.22634	1.000			0.226	
	6366	BirappaKasavalad		316	4	Machinery	SoilMoistureConservation	TCB	Ha	0.1104	0.000	14.609	75.604	0.000
							WasteWair	No	0.0500	1			0.050	

							Forestry	Ha	0.15250	0.000			0.000	
							Horticulture	Ha	0.22634	0.000			0.000	
	6367	ShamasadbegmaKamadod		316	5	Machinery	SoilMoistureConservation	TCB	Ha	0.1104	0.000	14.609	75.604	0.000
							WasteWair	No	0.0500	0			0.000	

VillageName	Farmer Code	FarmerName	Aadhar Card No	Survey Number	RateType(Manually/ Machine ry)	ActivityType(SoilMoistureCo nsevationActivity/Water HarvestingActivity)	ActivityName	Unit	UnitCost(In Lakhs.)	Proposed Quantity	Latitude(D eg-Min-Sec)	Longitude (Deg-Min-Sec)	TotalCost( InLacs)	SiteP hoto
							Forestry	Ha	0.15250	0.000			0.000	
							Horticulture	Ha	0.22634	0.000			0.000	
	6368	MaradibanakaraGurushanatappa		316	6	Machinery	SoilMoistureConservation	TCB	Ha	0.1104	0.000	14.609	75.604	0.000
							WasteWair	No	0.0500	0			0.000	
							Forestry	Ha	0.15250	0.000			0.000	
							Horticulture	Ha	0.22634	2.000			0.453	
	6369	MaradibanakaraGurushanatappa		316	7	Machinery	SoilMoistureConservation	TCB	Ha	0.1104	0.000	14.609	75.604	0.000
							WasteWair	No	0.0500	0			0.000	
							Forestry	Ha	0.15250	0.000			0.000	
							Horticulture	Ha	0.22634	2.000			0.453	
	6370	MaradibanakaraGurushanatappa		316	8	Machinery	SoilMoistureConservation	TCB	Ha	0.1104	0.000	14.609	75.604	0.000
							WasteWair	No	0.0500	0			0.000	
							Forestry	Ha	0.15250	0.000			0.000	
							Horticulture	Ha	0.22634	1.000			0.226	
	6371	AshokaSiddappaGulannavara		317	1	Machinery	SoilMoistureConservation	TCB	Ha	0.1104	0.000	14.609	75.604	0.000
							WasteWair	No	0.0500	0			0.000	
							Forestry	Ha	0.15250	0.000			0.000	
							Horticulture	Ha	0.22634	1.000			0.226	
	6372	KenchotiAsoka		317	2	Machinery	SoilMoistureConservation	TCB	Ha	0.1104	0.000	14.609	75.604	0.000
							WasteWair	No	0.0500	0			0.000	
							Forestry	Ha	0.15250	0.000			0.000	
							Horticulture	Ha	0.22634	2.000			0.453	
	6373	PradipaAshokappaGulannavara		317	3	Machinery	SoilMoistureConservation	TCB	Ha	0.1104	0.000	14.609	75.604	0.000
							WasteWair	No	0.0500	1			0.050	
							Forestry	Ha	0.15250	0.000			0.000	
							Horticulture	Ha	0.22634	2.000			0.453	
	6374	NagarajMahadevappaKadligondi		317	4	Machinery	SoilMoistureConservation	TCB	Ha	0.1104	0.000	14.609	75.604	0.000
							WasteWair	No	0.0500	0			0.000	
							Forestry	Ha	0.15250	0.000			0.000	
							Horticulture	Ha	0.22634	2.000			0.453	
	6375	RajappaMahadevappaKadligondi		317	5	Machinery	SoilMoistureConservation	TCB	Ha	0.1104	0.000	14.609	75.604	0.000
							WasteWair	No	0.0500	0			0.000	
							Forestry	Ha	0.15250	0.000			0.000	
							Horticulture	Ha	0.22634	2.000			0.453	
	6376	GurushantappaMalleshappaKenchoti		318	*	Machinery	SoilMoistureConservation	TCB	Ha	0.1104	0.000	14.609	75.604	0.000
							WasteWair	No	0.0500	0			0.000	
							Forestry	Ha	0.15250	0.000			0.000	
							Horticulture	Ha	0.22634	2.000			0.453	
	6376	RudrappaMakanur		319	1	Machinery	SoilMoistureConservation	TCB	Ha	0.1104	0.000	14.609	75.604	0.000
							WasteWair	No	0.0500	0			0.000	
							Forestry	Ha	0.15250	0.000			0.000	
							Horticulture	Ha	0.22634	2.000			0.453	
	6378	DanappanavaraPradip		319	2	Machinery	SoilMoistureConservation	TCB	Ha	0.1104	0.000	14.609	75.604	0.000
							WasteWair	No	0.0500	0			0.000	
							Forestry	Ha	0.15250	0.000			0.000	
							Horticulture	Ha	0.22634	2.000			0.453	
	6379	HosagoudraSushilavva		320	1	Machinery	SoilMoistureConservation	TCB	Ha	0.1104	0.000	14.609	75.604	0.000
							WasteWair	No	0.0500	0			0.000	

							Forestry	Ha	0.15250	0.000			0.000	
							Horticulture	Ha	0.22634	1.000			0.226	
	6380	Shekhappa BasappaHosagoudra		320	2	Machinery	SoilMoistureConservation	TCB	Ha	0.1104	0.000	14.609	75.604	0.000
							WasteWair	No	0.0500	0			0.000	

VillageName	Farmer Code	FarmerName	Aadhar Card No	Survey Number	RateType(Manually/Machinery)	ActivityType(SoilMoistureConservationActivity/WaterHarvestingActivity)	ActivityName	Unit	UnitCost(InLakhs.)	Proposed Quantity	Latitude(Deg-Min-Sec)	Longitude (Deg-Min-Sec)	TotalCost(InLacs)	SitePhoto
							Forestry	Ha	0.15250	0.000			0.000	
							Horticulture	Ha	0.22634	1.000			0.226	
	6381	ShekappaBasappaHosagoudra		320	3	Machinery	SoilMoistureConservation	TCB	Ha	0.1104	0.000	14.609	75.604	0.000
							WasteWair	No	0.0500	0			0.000	
							Forestry	Ha	0.15250	0.000			0.000	
							Horticulture	Ha	0.22634	1.000			0.226	
	6382	HosagoudraSiddappa		320	4	Machinery	SoilMoistureConservation	TCB	Ha	0.1104	0.000	14.609	75.604	0.000
							WasteWair	No	0.0500	0			0.000	
							Forestry	Ha	0.15250	0.000			0.000	
							Horticulture	Ha	0.22634	1.000			0.226	
	6383	MahadevappaBasappaHosagoudra		320	5	Machinery	SoilMoistureConservation	TCB	Ha	0.1104	0.000	14.609	75.604	0.000
							WasteWair	No	0.0500	0			0.000	
							Forestry	Ha	0.15250	0.000			0.000	
							Horticulture	Ha	0.22634	2.000			0.453	
	6384	ParameswarappaBasappaHosagoudra		320	6	Machinery	SoilMoistureConservation	TCB	Ha	0.1104	0.000	14.609	75.604	0.000
							WasteWair	No	0.0500	0			0.000	
							Forestry	Ha	0.15250	2.000			0.305	
							Horticulture	Ha	0.22634	0.300			0.068	
	6385	RaghavendraVishanathaBagadeurfHebbali		321	1೯	Machinery	SoilMoistureConservation	TCB	Ha	0.1104	0.000	14.609	75.604	0.000
							WasteWair	No	0.0500	0			0.000	
							Forestry	Ha	0.15250	0.000			0.000	
							Horticulture	Ha	0.22634	2.000			0.453	
	6386	KenchotiSushilamma		321	1೨	Machinery	SoilMoistureConservation	TCB	Ha	0.1104	0.000	14.609	75.604	0.000
							WasteWair	No	0.0500	0			0.000	
							Forestry	Ha	0.15250	0.000			0.000	
							Horticulture	Ha	0.22634	2.000			0.453	
	6387	KotturPrema		321	2	Machinery	SoilMoistureConservation	TCB	Ha	0.1104	0.000	14.609	75.604	0.000
							WasteWair	No	0.0500	0			0.000	
							Forestry	Ha	0.15250	0.000			0.000	
							Horticulture	Ha	0.22634	2.000			0.453	
	6388	JayashilaSankrappaHarapanahalli		321	3	Machinery	SoilMoistureConservation	TCB	Ha	0.1104	0.000	14.609	75.604	0.000
							WasteWair	No	0.0500	0			0.000	
							Forestry	Ha	0.15250	0.000			0.000	
							Horticulture	Ha	0.22634	2.000			0.453	
	6389	BagadeHemavathiViswanatha		321	4	Machinery	SoilMoistureConservation	TCB	Ha	0.1104	0.000	14.609	75.604	0.000
							WasteWair	No	0.0500	0			0.000	
							Forestry	Ha	0.15250	0.000			0.000	
							Horticulture	Ha	0.22634	2.000			0.453	
	6390	GundagattiDrakxyyanamma		322	1೮	Machinery	SoilMoistureConservation	TCB	Ha	0.1104	0.000	14.609	75.604	0.000
							WasteWair	No	0.0500	0			0.000	
							Forestry	Ha	0.15250	0.000			0.000	
							Horticulture	Ha	0.22634	0.000			0.000	
	6391	GundagattiUmehappa		322	1೯	Machinery	SoilMoistureConservation	TCB	Ha	0.1104	0.000	14.609	75.604	0.000
							WasteWair	No	0.0500	0			0.000	
							Forestry	Ha	0.15250	0.000			0.000	
							Horticulture	Ha	0.22634	0.000			0.000	
	6392	GundagattiUmehappa		322	1೯೫	Machinery	SoilMoistureConservation	TCB	Ha	0.1104	0.000	14.609	75.604	0.000
							WasteWair	No	0.0500	0			0.000	

							Forestry	Ha	0.15250	0.000			0.000	
							Horticulture	Ha	0.22634	0.000			0.000	
	6393	GundagattiUmeshappa		322	1.0	Machinery	SoilMoistureConservation	TCB	Ha	0.1104	0.000	14.609	75.604	0.000
							WasteWair	No	0.0500	0			0.000	

VillageName	Farmer Code	FarmerName	Aadhar Card No	Survey Number	RateType(Manually/ Machine ry)	ActivityType(SoilMoistureCo nsevationActivity/Water HarvestingActivity)	ActivityName	Unit	UnitCost(In Lakhs.)	Proposed Quantity	Latitude(D eg-Min- Sec)	Longitude (Deg-Min- Sec)	TotalCost( InLacs)	SiteP hoto
							Forestry	Ha	0.15250	0.000			0.000	
							Horticulture	Ha	0.22634	0.000			0.000	
	6394	GundagattiUmeshappa		322	1□□	Machinery	SoilMoistureConservation	TCB	Ha	0.1104	0.000	14.609	75.604	0.000
							WasteWair	No	0.0500	0			0.000	
							Forestry	Ha	0.15250	0.000			0.000	
							Horticulture	Ha	0.22634	0.000			0.000	
	6395	KabberDevaraj		322	1□□	Machinery	SoilMoistureConservation	TCB	Ha	0.1104	0.000	14.609	75.604	0.000
							WasteWair	No	0.0500	0			0.000	
							Forestry	Ha	0.15250	0.000			0.000	
							Horticulture	Ha	0.22634	2.000			0.453	
	6396	GundagattiMahendra		322	1□□	Machinery	SoilMoistureConservation	TCB	Ha	0.1104	0.000	14.609	75.604	0.000
							WasteWair	No	0.0500	0			0.000	
							Forestry	Ha	0.15250	0.000			0.000	
							Horticulture	Ha	0.22634	0.000			0.000	
	6397	GundagattiMahendra		322	1□□	Machinery	SoilMoistureConservation	TCB	Ha	0.1104	0.000	14.609	75.604	0.000
							WasteWair	No	0.0500	0			0.000	
							Forestry	Ha	0.15250	0.000			0.000	
							Horticulture	Ha	0.22634	0.000			0.000	
	6398	GundagattiDrakxyayanamma		322	1□□	Machinery	SoilMoistureConservation	TCB	Ha	0.1104	0.000	14.609	75.604	0.000
							WasteWair	No	0.0500	0			0.000	
							Forestry	Ha	0.15250	0.000			0.000	
							Horticulture	Ha	0.22634	0.000			0.000	
	6399	KrishanappaByadagi		322	1□	Machinery	SoilMoistureConservation	TCB	Ha	0.1104	0.000	14.609	75.604	0.000
							WasteWair	No	0.0500	0			0.000	
							Forestry	Ha	0.15250	0.000			0.000	
							Horticulture	Ha	0.22634	2.000			0.453	
	6400	KuravattiRajashekaraKotrabasappa		322	2	Machinery	SoilMoistureConservation	TCB	Ha	0.1104	0.000	14.609	75.604	0.000
							WasteWair	No	0.0500	0			0.000	
							Forestry	Ha	0.15250	0.000			0.000	
							Horticulture	Ha	0.22634	2.000			0.453	
	6401	LalitaKomKarabasappaHarapanahalli		322	3	Machinery	SoilMoistureConservation	TCB	Ha	0.1104	0.000	14.609	75.604	0.000
							WasteWair	No	0.0500	0			0.000	
							Forestry	Ha	0.15250	0.000			0.000	
							Horticulture	Ha	0.22634	2.000			0.453	
	6402	KenchotiAshoka		323	*	Machinery	SoilMoistureConservation	TCB	Ha	0.1104	0.000	14.609	75.604	0.000
							WasteWair	No	0.0500	0			0.000	
							Forestry	Ha	0.15250	0.000			0.000	
							Horticulture	Ha	0.22634	2.000			0.453	
	6403	KoppadaChannabasappaSivabasappa		324	1	Machinery	SoilMoistureConservation	TCB	Ha	0.1104	0.000	14.609	75.604	0.000
							WasteWair	No	0.0500	1			0.050	
							Forestry	Ha	0.15250	0.000			0.000	
							Horticulture	Ha	0.22634	2.000			0.453	
	6404	GoudraNilappaSannavasappa		324	2	Machinery	SoilMoistureConservation	TCB	Ha	0.1104	0.000	14.609	75.604	0.000
							WasteWair	No	0.0500	0			0.000	
							Forestry	Ha	0.15250	0.000			0.000	
							Horticulture	Ha	0.22634	2.000			0.453	
	6405	TotappanavaraRajuSomappa		324	3	Machinery	SoilMoistureConservation	TCB	Ha	0.1104	0.000	14.609	75.604	0.000
							WasteWair	No	0.0500	0			0.000	



							Forestry	Ha	0.15250	0.000			0.000	
							Horticulture	Ha	0.22634	2.000			0.453	
	6406	TotappanavaraRatnamma		324	5	Machinery	SoilMoistureConservation	TCB	Ha	0.1104	0.000	14.609	75.604	0.000
							WasteWair	No	0.0500	0			0.000	

VillageName	Farmer Code	FarmerName	Aadhar Card No	Survey Number	RateType(Manually/ Machine ry)	ActivityType(SoilMoistureCo nsevationActivity/Water HarvestingActivity)	ActivityName	Unit	UnitCost(In Lakhs.)	Proposed Quantity	Latitude(D eg-Min- Sec)	Longitude (Deg-Min- Sec)	TotalCost( InLacs)	SiteP hoto
							Forestry	Ha	0.15250	0.000			0.000	
							Horticulture	Ha	0.22634	2.000			0.453	
	6407	TottappanavaraSushilammaBasappa		324	6	Machinery	SoilMoistureConservation	TCB	Ha	0.1104	0.000	14.609	75.604	0.000
							WasteWair	No	0.0500	0			0.000	
							Forestry	Ha	0.15250	0.000			0.000	
							Horticulture	Ha	0.22634	1.000			0.226	
	6408	TottappanavaraSushilammaBasappa		324	7	Machinery	SoilMoistureConservation	TCB	Ha	0.1104	0.000	14.609	75.604	0.000
							WasteWair	No	0.0500	0			0.000	
							Forestry	Ha	0.15250	0.000			0.000	
							Horticulture	Ha	0.22634	2.000			0.453	
	6409	MakanurBasavarajappa		325	1	Machinery	SoilMoistureConservation	TCB	Ha	0.1104	0.000	14.609	75.604	0.000
							WasteWair	No	0.0500	0			0.000	
							Forestry	Ha	0.15250	0.000			0.000	
							Horticulture	Ha	0.22634	2.000			0.453	
	6410	MakanurNagendrappa Sankrappa		325	2	Machinery	SoilMoistureConservation	TCB	Ha	0.1104	0.000	14.609	75.604	0.000
							WasteWair	No	0.0500	1			0.050	
							Forestry	Ha	0.15250	0.000			0.000	
							Horticulture	Ha	0.22634	2.000			0.453	
	6411	kakolaDraakshyanammaBasavantappa		326	*	Machinery	SoilMoistureConservation	TCB	Ha	0.1104	0.000	14.609	75.604	0.000
							WasteWair	No	0.0500	1			0.050	
							Forestry	Ha	0.15250	0.000			0.000	
							Horticulture	Ha	0.22634	2.000			0.453	
	6412	kakolaHliyappaChannabasappa		326	*	Machinery	SoilMoistureConservation	TCB	Ha	0.1104	0.000	14.609	75.604	0.000
							WasteWair	No	0.0500	0			0.000	
							Forestry	Ha	0.15250	0.000			0.000	
							Horticulture	Ha	0.22634	2.000			0.453	
	6413	kakolaHoliyappa Channaasappa		326	*	Machinery	SoilMoistureConservation	TCB	Ha	0.1104	0.000	14.609	75.604	0.000
							WasteWair	No	0.0500	0			0.000	
							Forestry	Ha	0.15250	0.000			0.000	
							Horticulture	Ha	0.22634	2.000			0.453	
	6414	kakolaHoliyappa Channaasappa		326	*	Machinery	SoilMoistureConservation	TCB	Ha	0.1104	0.000	14.609	75.604	0.000
							WasteWair	No	0.0500	0			0.000	
							Forestry	Ha	0.15250	0.000			0.000	
							Horticulture	Ha	0.22634	2.000			0.453	
	6415	GoudashivnavaraNagappa		327	1	Machinery	SoilMoistureConservation	TCB	Ha	0.1104	0.000	14.609	75.604	0.000
							WasteWair	No	0.0500	0			0.000	
							Forestry	Ha	0.15250	0.000			0.000	
							Horticulture	Ha	0.22634	0.000			0.000	
	6416	GoudashivnavaraNagappa		327	1	Machinery	SoilMoistureConservation	TCB	Ha	0.1104	0.000	14.609	75.604	0.000
							WasteWair	No	0.0500	0			0.000	
							Forestry	Ha	0.15250	0.000			0.000	
							Horticulture	Ha	0.22634	2.000			0.453	
	6417	MakanurMahadevappa		327	10	Machinery	SoilMoistureConservation	TCB	Ha	0.1104	0.000	14.609	75.604	0.000
							WasteWair	No	0.0500	0			0.000	
							Forestry	Ha	0.15250	0.000			0.000	
							Horticulture	Ha	0.22634	2.000			0.453	
	6418	MakanurMahadevappa		327	10	Machinery	SoilMoistureConservation	TCB	Ha	0.1104	0.000	14.609	75.604	0.000
							WasteWair	No	0.0500	0			0.000	

							Forestry	Ha	0.15250	0.000			0.000	
							Horticulture	Ha	0.22634	2.000			0.453	
	6419	KakolaHemmaya		327	12	Machinery	SoilMoistureConservation	TCB	Ha	0.1104	0.000	14.609	75.604	0.000
							WasteWair	No	0.0500	0			0.000	

VillageName	Farmer Code	FarmerName	Aadhar Card No	Survey Number	RateType(Manually/ Machine ry)	ActivityType(SoilMoistureCo nsevationActivity/Water HarvestingActivity)	ActivityName	Unit	UnitCost(In Lakhs.)	Proposed Quantity	Latitude(D eg-Min- Sec)	Longitude (Deg-Min- Sec)	TotalCost( InLacs)	SiteP hoto
							Forestry	Ha	0.15250	0.000			0.000	
							Horticulture	Ha	0.22634	0.000			0.000	
	6420	KakolaHemmaya		327	12	Machinery	SoilMoistureConservation	TCB	Ha	0.1104	0.000	14.609	75.604	0.000
							WasteWair	No	0.0500	0			0.000	
							Forestry	Ha	0.15250	0.000			0.000	
							Horticulture	Ha	0.22634	2.000			0.453	
	6421			327	12	Machinery	SoilMoistureConservation	TCB	Ha	0.1104	0.000	14.609	75.604	0.000
							WasteWair	No	0.0500	0			0.000	
							Forestry	Ha	0.15250	0.000			0.000	
							Horticulture	Ha	0.22634	0.000			0.000	
	6422	GuddappaRamappaMalagi		327	14	Machinery	SoilMoistureConservation	TCB	Ha	0.1104	0.000	14.609	75.604	0.000
							WasteWair	No	0.0500	0			0.000	
							Forestry	Ha	0.15250	0.000			0.000	
							Horticulture	Ha	0.22634	1.000			0.226	
	6423	Goudashivannaavra Siddappa		327	2	Machinery	SoilMoistureConservation	TCB	Ha	0.1104	0.000	14.609	75.604	0.000
							WasteWair	No	0.0500	0			0.000	
							Forestry	Ha	0.15250	0.000			0.000	
							Horticulture	Ha	0.22634	2.000			0.453	
	6424	kakolaCannabasappaPhakkirappa		327	3	Machinery	SoilMoistureConservation	TCB	Ha	0.1104	0.000	14.609	75.604	0.000
							WasteWair	No	0.0500	0			0.000	
							Forestry	Ha	0.15250	0.000			0.000	
							Horticulture	Ha	0.22634	0.000			0.000	
	6425	MakanurKarabasappa		327	6	Machinery	SoilMoistureConservation	TCB	Ha	0.1104	0.000	14.609	75.604	0.000
							WasteWair	No	0.0500	0			0.000	
							Forestry	Ha	0.15250	0.000			0.000	
							Horticulture	Ha	0.22634	1.000			0.226	
	6426	MakanuraVirabhadrappaChannabasappa		327	8	Machinery	SoilMoistureConservation	TCB	Ha	0.1104	0.000	14.609	75.604	0.000
							WasteWair	No	0.0500	0			0.000	
							Forestry	Ha	0.15250	0.000			0.000	
							Horticulture	Ha	0.22634	2.000			0.453	
	6427	IsmayilaAdbulanabisabHubbali		328	2	Machinery	SoilMoistureConservation	TCB	Ha	0.1104	0.000	14.609	75.604	0.000
							WasteWair	No	0.0500	0			0.000	
							Forestry	Ha	0.15250	0.000			0.000	
							Horticulture	Ha	0.22634	1.000			0.226	
	6428	MakanurKarabasappa		328	4	Machinery	SoilMoistureConservation	TCB	Ha	0.1104	0.000	14.609	75.604	0.000
							WasteWair	No	0.0500	0			0.000	
							Forestry	Ha	0.15250	0.000			0.000	
							Horticulture	Ha	0.22634	1.000			0.226	
	6429	MakanurVirabadrappaChannabasappa		328	6	Machinery	SoilMoistureConservation	TCB	Ha	0.1104	0.000	14.609	75.604	0.000
							WasteWair	No	0.0500	0			0.000	
							Forestry	Ha	0.15250	0.000			0.000	
							Horticulture	Ha	0.22634	1.000			0.226	
	6430	MakanurMahadevappa		328	8	Machinery	SoilMoistureConservation	TCB	Ha	0.1104	0.000	14.609	75.604	0.000
							WasteWair	No	0.0500	0			0.000	
							Forestry	Ha	0.15250	0.000			0.000	
							Horticulture	Ha	0.22634	1.000			0.226	
	6431	KakolaHemayya		328	9	Machinery	SoilMoistureConservation	TCB	Ha	0.1104	0.000	14.609	75.604	0.000
							WasteWair	No	0.0500	0			0.000	

							Forestry	Ha	0.15250	0.000			0.000	
							Horticulture	Ha	0.22634	1.000			0.226	
	6432	KakolaDrakshayaniBasavannepa		329	1	Machinery	SoilMoistureConservation	TCB	Ha	0.1104	0.000	14.609	75.604	0.000
							WasteWair	No	0.0500	0			0.000	

VillageName	Farmer Code	FarmerName	Aadhar Card No	Survey Number	RateType(Manually/Machinery)	ActivityType(SoilMoistureConservationActivity/WaterHarvestingActivity)	ActivityName	Unit	UnitCost(InLakhs.)	Proposed Quantity	Latitude(Deg-Min-Sec)	Longitude (Deg-Min-Sec)	TotalCost(InLacs)	SitePhoto
							Forestry	Ha	0.15250	0.000			0.000	
							Horticulture	Ha	0.22634	2.000			0.453	
	6433	KakolaHoliyappa		329	1	Machinery	SoilMoistureConservation	TCB	Ha	0.1104	0.000	14.609	75.604	0.000
							WasteWair	No	0.0500	1			0.050	
							Forestry	Ha	0.15250	1.000			0.153	
							Horticulture	Ha	0.22634	0.000			0.000	
	6434	KakolaUrfKenchotiHoliyappaChanabasappa		329	2	Machinery	SoilMoistureConservation	TCB	Ha	0.1104	0.000	14.609	75.604	0.000
							WasteWair	No	0.0500	2			0.100	
							Forestry	Ha	0.15250	0.000			0.000	
							Horticulture	Ha	0.22634	0.000			0.000	
	6435	KoppadBasavarajappa		330	3	Machinery	SoilMoistureConservation	TCB	Ha	0.1104	0.000	14.609	75.604	0.000
							WasteWair	No	0.0500	2			0.100	
							Forestry	Ha	0.15250	0.000			0.000	
							Horticulture	Ha	0.22634	0.000			0.000	
	6436	JagadishaRudrappaKoppada		330	3	Machinery	SoilMoistureConservation	TCB	Ha	0.1104	0.000	14.609	75.604	0.000
							WasteWair	No	0.0500	2			0.100	
							Forestry	Ha	0.15250	0.000			0.000	
							Horticulture	Ha	0.22634	0.000			0.000	
	6437	KakolaKenchotiHoliyappaChannabasappa		330	1	Machinery	SoilMoistureConservation	TCB	Ha	0.1104	0.000	14.609	75.604	0.000
							WasteWair	No	0.0500	2			0.100	
							Forestry	Ha	0.15250	0.000			0.000	
							Horticulture	Ha	0.22634	0.000			0.000	
	6438	MajjagiGirishaRavikumara		330	11	Machinery	SoilMoistureConservation	TCB	Ha	0.1104	0.000	14.609	75.604	0.000
							WasteWair	No	0.0500	2			0.100	
							Forestry	Ha	0.15250	0.000			0.000	
							Horticulture	Ha	0.22634	0.000			0.000	
	6439	MaheshappaKoppada		330	13	Machinery	SoilMoistureConservation	TCB	Ha	0.1104	0.000	14.609	75.604	0.000
							WasteWair	No	0.0500	2			0.100	
							Forestry	Ha	0.15250	0.000			0.000	
							Horticulture	Ha	0.22634	0.000			0.000	
	6440	BurudikattiManjunatha		330	2	Machinery	SoilMoistureConservation	TCB	Ha	0.1104	0.000	14.609	75.604	0.000
							WasteWair	No	0.0500	2			0.100	
							Forestry	Ha	0.15250	0.000			0.000	
							Horticulture	Ha	0.22634	0.000			0.000	
	6441	KoppadaBasavaraja		330	3	Machinery	SoilMoistureConservation	TCB	Ha	0.1104	0.000	14.609	75.604	0.000
							WasteWair	No	0.0500	2			0.100	
							Forestry	Ha	0.15250	0.000			0.000	
							Horticulture	Ha	0.22634	0.000			0.000	
	6442	MajjagiShashidhara		330	4	Machinery	SoilMoistureConservation	TCB	Ha	0.1104	0.000	14.609	75.604	0.000
							WasteWair	No	0.0500	2			0.100	
							Forestry	Ha	0.15250	0.000			0.000	
							Horticulture	Ha	0.22634	0.000			0.000	
	6443	HulihalliMasalannavaraKariyappa		330	5	Machinery	SoilMoistureConservation	TCB	Ha	0.1104	0.000	14.609	75.604	0.000
							WasteWair	No	0.0500	2			0.100	
							Forestry	Ha	0.15250	0.000			0.000	
							Horticulture	Ha	0.22634	0.000			0.000	
	6444	MallapurShantaurkavitha		330	6	Machinery	SoilMoistureConservation	TCB	Ha	0.1104	0.000	14.609	75.604	0.000
							WasteWair	No	0.0500	2			0.100	

							Forestry	Ha	0.15250	0.000			0.000
							Horticulture	Ha	0.22634	0.000			0.000
	6445		330	7	Machinery	SoilMoistureConservation	TCB	Ha	0.1104	0.000	14.609	75.604	0.000
		MajjagiGirisha					WasteWair	No	0.0500	2			0.100

VillageName	Farmer Code	FarmerName	Aadhar Card No	Survey Number	RateType(Manually/Machinery)	ActivityType(SoilMoistureConservationActivity/WaterHarvestingActivity)	ActivityName	Unit	UnitCost(InLakhs.)	Proposed Quantity	Latitude(Deg-Min-Sec)	Longitude (Deg-Min-Sec)	TotalCost(InLacs)	SitePhoto
							Forestry	Ha	0.15250	0.000			0.000	
							Horticulture	Ha	0.22634	0.000			0.000	
	6446	MajjagiShashidhar		330	9	Machinery	SoilMoistureConservation	TCB	Ha	0.1104	0.000	14.609	75.604	0.000
							WasteWair	No	0.0500	2			0.100	
							Forestry	Ha	0.15250	0.000			0.000	
							Horticulture	Ha	0.22634	0.000			0.000	
	6447	KoppadaGourammaMahadevappa		331	1e9	Machinery	SoilMoistureConservation	TCB	Ha	0.1104	0.000	14.609	75.604	0.000
							WasteWair	No	0.0500	3			0.150	
							Forestry	Ha	0.15250	0.000			0.000	
							Horticulture	Ha	0.22634	0.000			0.000	
	6448	KoppadaGourammaMahadevappa		331	1e9	Machinery	SoilMoistureConservation	TCB	Ha	0.1104	0.000	14.609	75.604	0.000
							WasteWair	No	0.0500	3			0.150	
							Forestry	Ha	0.15250	0.000			0.000	
							Horticulture	Ha	0.22634	0.000			0.000	
	6449	MajjagiMallikarjuna		331	2	Machinery	SoilMoistureConservation	TCB	Ha	0.1104	0.000	14.609	75.604	0.000
							WasteWair	No	0.0500	3			0.150	
							Forestry	Ha	0.15250	0.000			0.000	
							Horticulture	Ha	0.22634	0.000			0.000	
	6450	MajjagiShankrappaKarabasappa		331	2	Machinery	SoilMoistureConservation	TCB	Ha	0.1104	0.000	14.609	75.604	0.000
							WasteWair	No	0.0500	3			0.150	
							Forestry	Ha	0.15250	0.000			0.000	
							Horticulture	Ha	0.22634	0.000			0.000	
	6451	KoppadaBasavarajappa		332	3e9	Machinery	SoilMoistureConservation	TCB	Ha	0.1104	0.000	14.609	75.604	0.000
							WasteWair	No	0.0500	2			0.100	
							Forestry	Ha	0.15250	0.000			0.000	
							Horticulture	Ha	0.22634	0.000			0.000	
	6452	DodaujjappalavaraUrfHalageriSomashekhara		332	3e9	Machinery	SoilMoistureConservation	TCB	Ha	0.1104	0.000	14.609	75.604	0.000
							WasteWair	No	0.0500	3			0.150	
							Forestry	Ha	0.15250	0.000			0.000	
							Horticulture	Ha	0.22634	0.000			0.000	
	6453	KakolaurfKenchotiHoliyappa Channabasappa		332	1	Machinery	SoilMoistureConservation	TCB	Ha	0.1104	0.000	14.609	75.604	0.000
							WasteWair	No	0.0500	3			0.150	
							Forestry	Ha	0.15250	1.000			0.153	
							Horticulture	Ha	0.22634	0.000			0.000	
	6454	KakolaurfKenchotiHoliyappa Channabasappa		332	2	Machinery	SoilMoistureConservation	TCB	Ha	0.1104	0.000	14.609	75.604	0.000
							WasteWair	No	0.0500	3			0.150	
							Forestry	Ha	0.15250	0.000			0.000	
							Horticulture	Ha	0.22634	0.000			0.000	
	6455	KoppadaBasavarajappa		332	3e9	Machinery	SoilMoistureConservation	TCB	Ha	0.1104	0.000	14.609	75.604	0.000
							WasteWair	No	0.0500	3			0.150	
							Forestry	Ha	0.15250	0.000			0.000	
							Horticulture	Ha	0.22634	0.000			0.000	
	6456	GoudraKamamma		332	4	Machinery	SoilMoistureConservation	TCB	Ha	0.1104	0.000	14.609	75.604	0.000
							WasteWair	No	0.0500	2			0.100	
							Forestry	Ha	0.15250	0.000			0.000	
							Horticulture	Ha	0.22634	0.000			0.000	
	6457	KakolaHoliyappaChannabasappa		332	5A	Machinery	SoilMoistureConservation	TCB	Ha	0.1104	0.000	14.609	75.604	0.000
							WasteWair	No	0.0500	0			0.000	



							Forestry	Ha	0.15250	0.200			0.031	
							Horticulture	Ha	0.22634	0.000			0.000	
	6458	KakolaHoliyappaChannabasappa		332	5B	Machinery	SoilMoistureConservation	TCB	Ha	0.1104	0.000	14.609	75.604	0.000
							WasteWair	No	0.0500	0			0.000	

VillageName	Farmer Code	FarmerName	Aadhar Card No	Survey Number	RateType(Manually/Machinery)	ActivityType(SoilMoistureConservationActivity/WaterHarvestingActivity)	ActivityName	Unit	UnitCost(InLakhs.)	Proposed Quantity	Latitude(Deg-Min-Sec)	Longitude (Deg-Min-Sec)	TotalCost(InLacs)	SitePhoto
							Forestry	Ha	0.15250	0.000			0.000	
							Horticulture	Ha	0.22634	0.000			0.000	
	6459	RudrappaMakanur		332	6	Machinery	SoilMoistureConservation	TCB	Ha	0.1104	0.000	14.609	75.604	0.000
							WasteWair	No	0.0500	0			0.000	
							Forestry	Ha	0.15250	0.000			0.000	
							Horticulture	Ha	0.22634	0.000			0.000	
Halageri	6460	MallanagoudraChinmy		50	1	Machinery	SoilMoistureConservation	TCB	Ha	0.1104	1.250	14.584	75.614	0.138
							WasteWair	No	0.0500	2			0.100	
							Forestry	Ha	0.15250	0.000			0.000	
							Horticulture	Ha	0.22634	0.000			0.000	
4D4C5T2d	6461	KallappaSyamanur		50	2	Machinery	SoilMoistureConservation	TCB	Ha	0.1104	0.400	14.584	75.614	0.044
							WasteWair	No	0.0500	2			0.100	
							Forestry	Ha	0.15250	0.000			0.000	
							Horticulture	Ha	0.22634	0.000			0.000	
	6462	MakanurSivanadappa		50	3	Machinery	SoilMoistureConservation	TCB	Ha	0.1104	1.440	14.584	75.614	0.159
							WasteWair	No	0.0500	3			0.150	
							Forestry	Ha	0.15250	0.400			0.061	
							Horticulture	Ha	0.22634	0.400			0.091	
	6463	KarabasallavaraBharamagouda		50	4	Machinery	SoilMoistureConservation	TCB	Ha	0.1104	2.400	14.584	75.614	0.265
							WasteWair	No	0.0500	2			0.100	
							Forestry	Ha	0.15250	0.400			0.061	
							Horticulture	Ha	0.22634	0.000			0.000	
	6464	GurubasappaSyamanur		50	4	Machinery	SoilMoistureConservation	TCB	Ha	0.1104	2.400	14.584	75.614	0.265
							WasteWair	No	0.0500	0			0.000	
							Forestry	Ha	0.15250	0.000			0.000	
							Horticulture	Ha	0.22634	0.000			0.000	
	6465	SambhannaSyamanur		50	5	Machinery	SoilMoistureConservation	TCB	Ha	0.1104	0.400	14.584	75.614	0.044
							WasteWair	No	0.0500	1			0.050	
							Forestry	Ha	0.15250	0.000			0.000	
							Horticulture	Ha	0.22634	0.000			0.000	
	6466	VirappaSyamanur		50	6	Machinery	SoilMoistureConservation	TCB	Ha	0.1104	0.400	14.584	75.614	0.044
							WasteWair	No	0.0500	1			0.050	
							Forestry	Ha	0.15250	0.000			0.000	
							Horticulture	Ha	0.22634	0.000			0.000	
	6467	NelogallaBasappa		50	7	Machinery	SoilMoistureConservation	TCB	Ha	0.1104	0.400	14.584	75.614	0.044
							WasteWair	No	0.0500	1			0.050	
							Forestry	Ha	0.15250	0.000			0.000	
							Horticulture	Ha	0.22634	0.000			0.000	
	6468	NelogalBasappa		51	1	Machinery	SoilMoistureConservation	TCB	Ha	0.1104	2.000	14.584	75.614	0.221
							WasteWair	No	0.0500	1			0.050	
							Forestry	Ha	0.15250	0.400			0.061	
							Horticulture	Ha	0.22634	0.000			0.000	
	6469	NelogalChanavirappa		51	2	Machinery	SoilMoistureConservation	TCB	Ha	0.1104	2.000	14.584	75.614	0.221
							WasteWair	No	0.0500	3			0.150	
							Forestry	Ha	0.15250	0.200			0.031	
							Horticulture	Ha	0.22634	0.000			0.000	
	6470	BudihalaAdikeshava		51	3	Machinery	SoilMoistureConservation	TCB	Ha	0.1104	3.600	14.584	75.614	0.397
							WasteWair	No	0.0500	3			0.150	

							Forestry	Ha	0.15250	0.300			0.046	
							Horticulture	Ha	0.22634	0.000			0.000	
	6471	MaradibanakaraKariyappa		52	2#	Machinery	SoilMoistureConservation	TCB	Ha	0.1104	0.130	14.584	75.614	0.014
							WasteWair	No	0.0500	0			0.000	

VillageName	Farmer Code	FarmerName	Aadhar Card No	Survey Number	RateType(Manually/ Machine ry)	ActivityType(SoilMoistureCo nsevationActivity/Water HarvestingActivity)	ActivityName	Unit	UnitCost(In Lakhs.)	Proposed Quantity	Latitude(D eg-Min- Sec)	Longitude (Deg-Min- Sec)	TotalCost( InLacs)	SiteP hoto
							Forestry	Ha	0.15250	0.000			0.000	
							Horticulture	Ha	0.22634	0.000			0.000	
	6472	NelogalBasappa		52	2೪	Machinery	SoilMoistureConservation	TCB	Ha	0.1104	0.680	14.584	75.614	0.075
							WasteWair	No	0.0500	2			0.100	
							Forestry	Ha	0.15250	0.000			0.000	
							Horticulture	Ha	0.22634	0.000			0.000	
	6473	MaradibanakaraBasavarajaKarabasappa		52	2೪	Machinery	SoilMoistureConservation	TCB	Ha	0.1104	0.120	14.584	75.614	0.013
							WasteWair	No	0.0500	0			0.000	
							Forestry	Ha	0.15250	0.000			0.000	
							Horticulture	Ha	0.22634	0.000			0.000	
	6474	KasavaladaHanumantappaChannabasappa		52	3೨	Machinery	SoilMoistureConservation	TCB	Ha	0.1104	0.610	14.584	75.614	0.067
							WasteWair	No	0.0500	1			0.050	
							Forestry	Ha	0.15250	0.000			0.000	
							Horticulture	Ha	0.22634	0.000			0.000	
	6475	KasavaladaShobha		52	3೩	Machinery	SoilMoistureConservation	TCB	Ha	0.1104	0.950	14.584	75.614	0.105
							WasteWair	No	0.0500	2			0.100	
							Forestry	Ha	0.15250	0.000			0.000	
							Horticulture	Ha	0.22634	0.000			0.000	
	6476	kasavaladaShobha		52	3೪	Machinery	SoilMoistureConservation	TCB	Ha	0.1104	0.380	14.584	75.614	0.042
							WasteWair	No	0.0500	1			0.050	
							Forestry	Ha	0.15250	0.000			0.000	
							Horticulture	Ha	0.22634	0.000			0.000	
	6477	kasavaladaShobha		52	3೪	Machinery	SoilMoistureConservation	TCB	Ha	0.1104	0.780	14.584	75.614	0.086
							WasteWair	No	0.0500	3			0.150	
							Forestry	Ha	0.15250	0.200			0.031	
							Horticulture	Ha	0.22634	0.000			0.000	
	6478	NelogallaBasappa		52	2೪	Machinery	SoilMoistureConservation	TCB	Ha	0.1104	0.680	14.584	75.614	0.075
							WasteWair	No	0.0500	2			0.100	
							Forestry	Ha	0.15250	0.000			0.000	
							Horticulture	Ha	0.22634	0.000			0.000	
	6479	NelogallaBasappa		52	2೪	Machinery	SoilMoistureConservation	TCB	Ha	0.1104	0.700	14.584	75.614	0.077
							WasteWair	No	0.0500	2			0.100	
							Forestry	Ha	0.15250	0.200			0.031	
							Horticulture	Ha	0.22634	0.000			0.000	
	6480	NelogallaBasappa		52	2೫	Machinery	SoilMoistureConservation	TCB	Ha	0.1104	0.660	14.584	75.614	0.073
							WasteWair	No	0.0500	2			0.100	
							Forestry	Ha	0.15250	0.000			0.000	
							Horticulture	Ha	0.22634	0.000			0.000	
	6481	KasavaladHanumantappaChannabasappa		52	3೨	Machinery	SoilMoistureConservation	TCB	Ha	0.1104	0.610	14.584	75.614	0.067
							WasteWair	No	0.0500	2			0.100	
							Forestry	Ha	0.15250	0.000			0.000	
							Horticulture	Ha	0.22634	0.000			0.000	
	6482	GuddadaguliUjjappa		52	5	Machinery	SoilMoistureConservation	TCB	Ha	0.1104	1.470	14.584	75.614	0.162
							WasteWair	No	0.0500	3			0.150	
							Forestry	Ha	0.15250	0.300			0.046	
							Horticulture	Ha	0.22634	0.000			0.000	
	6483	BagilavaraKarabasappa		52	6	Machinery	SoilMoistureConservation	TCB	Ha	0.1104	0.960	14.584	75.614	0.106
							WasteWair	No	0.0500	2			0.100	

							Forestry	Ha	0.15250	0.000			0.000	
							Horticulture	Ha	0.22634	0.000			0.000	
	6484	KasavaladPuttappa		52	7	Machinery	SoilMoistureConservation	TCB	Ha	0.1104	0.670	14.584	75.614	0.074
							WasteWair	No	0.0500	1			0.050	

VillageName	Farmer Code	FarmerName	Aadhar Card No	Survey Number	RateType(Manually/ Machine ry)	ActivityType(SoilMoistureCo nsevationActivity/Water HarvestingActivity)	ActivityName	Unit	UnitCost(In Lakhs.)	Proposed Quantity	Latitude(D eg-Min- Sec)	Longitude (Deg-Min- Sec)	TotalCost( InLacs)	SiteP hoto
							Forestry	Ha	0.15250	0.200			0.031	
							Horticulture	Ha	0.22634	0.000			0.000	
	6485	KoppadaBasanagouda		53	3e	Machinery	SoilMoistureConservation	TCB	Ha	0.1104	0.300	14.584	75.614	0.033
							WasteWair	No	0.0500	1			0.050	
							Forestry	Ha	0.15250	0.000			0.000	
							Horticulture	Ha	0.22634	0.000			0.000	
	6486	KoppadaBasappa		53	4e	Machinery	SoilMoistureConservation	TCB	Ha	0.1104	0.620	14.584	75.614	0.068
							WasteWair	No	0.0500	0			0.000	
							Forestry	Ha	0.15250	0.000			0.000	
							Horticulture	Ha	0.22634	0.000			0.000	
	6487	GuddadaguliJatteppa		53	4o	Machinery	SoilMoistureConservation	TCB	Ha	0.1104	0.150	14.584	75.614	0.017
							WasteWair	No	0.0500	0			0.000	
							Forestry	Ha	0.15250	0.000			0.000	
							Horticulture	Ha	0.22634	0.000			0.000	
	6488	KoppadaKarabasappa		53	1	Machinery	SoilMoistureConservation	TCB	Ha	0.1104	0.900	14.584	75.614	0.099
							WasteWair	No	0.0500	3			0.150	
							Forestry	Ha	0.15250	0.200			0.031	
							Horticulture	Ha	0.22634	0.000			0.000	
	6489	Kannagoudra Sivanagouda		53	2	Machinery	SoilMoistureConservation	TCB	Ha	0.1104	1.020	14.584	75.614	0.113
							WasteWair	No	0.0500	3			0.150	
							Forestry	Ha	0.15250	0.200			0.031	
							Horticulture	Ha	0.22634	0.000			0.000	
	6490	KamabliShanmukhappa		53	3e	Machinery	SoilMoistureConservation	TCB	Ha	0.1104	0.350	14.584	75.614	0.039
							WasteWair	No	0.0500	2			0.100	
							Forestry	Ha	0.15250	0.000			0.000	
							Horticulture	Ha	0.22634	0.000			0.000	
	6491	KamabliShanmukhappa		53	3o	Machinery	SoilMoistureConservation	TCB	Ha	0.1104	1.120	14.584	75.614	0.124
							WasteWair	No	0.0500	2			0.100	
							Forestry	Ha	0.15250	0.000			0.000	
							Horticulture	Ha	0.22634	0.000			0.000	
	6492	GuddadaguliJatteppa		53	7	Machinery	SoilMoistureConservation	TCB	Ha	0.1104	1.280	14.584	75.614	0.141
							WasteWair	No	0.0500	2			0.100	
							Forestry	Ha	0.15250	0.200			0.031	
							Horticulture	Ha	0.22634	0.000			0.000	
	6493	AdiveraurfHullabanniSiddappa		54	3e	Machinery	SoilMoistureConservation	TCB	Ha	0.1104	0.450	14.584	75.614	0.050
							WasteWair	No	0.0500	2			0.100	
							Forestry	Ha	0.15250	0.000			0.000	
							Horticulture	Ha	0.22634	0.000			0.000	
	6494	AdiveraurfHullabanniNilappa		54	3o	Machinery	SoilMoistureConservation	TCB	Ha	0.1104	0.450	14.584	75.614	0.050
							WasteWair	No	0.0500	2			0.100	
							Forestry	Ha	0.15250	0.000			0.000	
							Horticulture	Ha	0.22634	0.000			0.000	
	6495	TahashildarRenukamma		54	4e	Machinery	SoilMoistureConservation	TCB	Ha	0.1104	0.580	14.584	75.614	0.064
							WasteWair	No	0.0500	2			0.100	
							Forestry	Ha	0.15250	0.200			0.031	
							Horticulture	Ha	0.22634	0.000			0.000	
	6496	TahashildarKuberappa		54	4e	Machinery	SoilMoistureConservation	TCB	Ha	0.1104	0.590	14.584	75.614	0.065
							WasteWair	No	0.0500	3			0.150	

								Forestry	Ha	0.15250	0.000			0.000
								Horticulture	Ha	0.22634	0.000			0.000
	6497	HullattiNagappa		54	4c3	Machinery	SoilMoistureConservation	TCB	Ha	0.1104	0.420	14.584	75.614	0.046
								WasteWair	No	0.0500	2			0.100

VillageName	Farmer Code	FarmerName	Aadhar Card No	Survey Number	RateType(Manually/Machinery)	ActivityType(SoilMoistureConservationActivity/WaterHarvestingActivity)	ActivityName	Unit	UnitCost(InLakhs.)	Proposed Quantity	Latitude(Deg-Min-Sec)	Longitude (Deg-Min-Sec)	TotalCost(InLacs)	SitePhoto
							Forestry	Ha	0.15250	0.000			0.000	
							Horticulture	Ha	0.22634	0.000			0.000	
	6498	ThashildarShivamma		54	42	Machinery	SoilMoistureConservation	TCB	Ha	0.1104	0.580	14.584	75.614	0.064
							WasteWair	No	0.0500	2			0.100	
							Forestry	Ha	0.15250	0.200			0.031	
							Horticulture	Ha	0.22634	0.000			0.000	
	6499	KambliRatnavvaDoddairappa		54	1	Machinery	SoilMoistureConservation	TCB	Ha	0.1104	0.470	14.584	75.614	0.052
							WasteWair	No	0.0500	1			0.050	
							Forestry	Ha	0.15250	0.000			0.000	
							Horticulture	Ha	0.22634	0.000			0.000	
	6500	ArerYallappa		54	2	Machinery	SoilMoistureConservation	TCB	Ha	0.1104	0.500	14.584	75.614	0.055
							WasteWair	No	0.0500	2			0.100	
							Forestry	Ha	0.15250	0.000			0.000	
							Horticulture	Ha	0.22634	0.000			0.000	
	6501	KoppadavaraKarabasappa		54	5	Machinery	SoilMoistureConservation	TCB	Ha	0.1104	1.200	14.584	75.614	0.132
							WasteWair	No	0.0500	1			0.050	
							Forestry	Ha	0.15250	0.000			0.000	
							Horticulture	Ha	0.22634	0.000			0.000	
	6502	TahashiladarRenukamma		55	49	Machinery	SoilMoistureConservation	TCB	Ha	0.1104	0.270	14.584	75.614	0.030
							WasteWair	No	0.0500	1			0.050	
							Forestry	Ha	0.15250	0.000			0.000	
							Horticulture	Ha	0.22634	0.000			0.000	
	6503	TahashidarKuberappa		55	48	Machinery	SoilMoistureConservation	TCB	Ha	0.1104	0.250	14.584	75.614	0.028
							WasteWair	No	0.0500	1			0.050	
							Forestry	Ha	0.15250	0.000			0.000	
							Horticulture	Ha	0.22634	0.000			0.000	
	6504	HullattiNagappa		55	48	Machinery	SoilMoistureConservation	TCB	Ha	0.1104	0.800	14.584	75.614	0.088
							WasteWair	No	0.0500	1			0.050	
							Forestry	Ha	0.15250	0.200			0.031	
							Horticulture	Ha	0.22634	0.000			0.000	
	6505	TahashiladarShivamma		55	42	Machinery	SoilMoistureConservation	TCB	Ha	0.1104	0.270	14.584	75.614	0.030
							WasteWair	No	0.0500	1			0.050	
							Forestry	Ha	0.15250	0.000			0.000	
							Horticulture	Ha	0.22634	0.000			0.000	
	6506	KamabaliRatnavva		55	1	Machinery	SoilMoistureConservation	TCB	Ha	0.1104	0.360	14.584	75.614	0.040
							WasteWair	No	0.0500	1			0.050	
							Forestry	Ha	0.15250	0.000			0.000	
							Horticulture	Ha	0.22634	0.000			0.000	
	6507	Aereryallappa		55	2	Machinery	SoilMoistureConservation	TCB	Ha	0.1104	0.520	14.584	75.614	0.057
							WasteWair	No	0.0500	2			0.100	
							Forestry	Ha	0.15250	0.000			0.000	
							Horticulture	Ha	0.22634	0.000			0.000	
	6508	AdiveraurfHullabanniNilappa		55	3	Machinery	SoilMoistureConservation	TCB	Ha	0.1104	0.540	14.584	75.614	0.060
							WasteWair	No	0.0500	0			0.000	
							Forestry	Ha	0.15250	1.000			0.153	
							Horticulture	Ha	0.22634	0.000			0.000	
	6509	AdiveraurfHullabanni Siddappa		55	3	Machinery	SoilMoistureConservation	TCB	Ha	0.1104	0.540	14.584	75.614	0.060
							WasteWair	No	0.0500	1			0.050	



							Forestry	Ha	0.15250	1.000			0.153	
							Horticulture	Ha	0.22634	0.000			0.000	
	6510	KoppadaKarabasappa		55	5	Machinery	SoilMoistureConservation	TCB	Ha	0.1104	0.620	14.584	75.614	0.068
							WasteWair	No	0.0500	1			0.050	

VillageName	Farmer Code	FarmerName	Aadhar Card No	Survey Number	RateType(Manually/ Machine ry)	ActivityType(SoilMoistureCo nsevationActivity/Water HarvestingActivity)	ActivityName	Unit	UnitCost(In Lakhs.)	Proposed Quantity	Latitude(D eg-Min- Sec)	Longitude (Deg-Min- Sec)	TotalCost( InLacs)	SiteP hoto
							Forestry	Ha	0.15250	0.000			0.000	
							Horticulture	Ha	0.22634	0.000			0.000	
	6511	MalagiMailareppa		56	1	Machinery	SoilMoistureConservation	TCB	Ha	0.1104	0.320	14.584	75.614	0.035
							WasteWair	No	0.0500	1			0.050	
							Forestry	Ha	0.15250	0.000			0.000	
							Horticulture	Ha	0.22634	0.000			0.000	
	6512	HulagemmanavarNilapa		56	1	Machinery	SoilMoistureConservation	TCB	Ha	0.1104	1.100	14.584	75.614	0.121
							WasteWair	No	0.0500	2			0.100	
							Forestry	Ha	0.15250	0.000			0.000	
							Horticulture	Ha	0.22634	0.000			0.000	
	6513	BudanurSiddappa		56	2a	Machinery	SoilMoistureConservation	TCB	Ha	0.1104	0.850	14.584	75.614	0.094
							WasteWair	No	0.0500	2			0.100	
							Forestry	Ha	0.15250	1.000			0.153	
							Horticulture	Ha	0.22634	0.000			0.000	
	6514	KamabaliShanmukhappa		56	2b	Machinery	SoilMoistureConservation	TCB	Ha	0.1104	0.150	14.584	75.614	0.017
							WasteWair	No	0.0500	0			0.000	
							Forestry	Ha	0.15250	0.000			0.000	
							Horticulture	Ha	0.22634	0.000			0.000	
	6515	KamabaliShanmukhappa		56	2c	Machinery	SoilMoistureConservation	TCB	Ha	0.1104	0.280	14.584	75.614	0.031
							WasteWair	No	0.0500	0			0.000	
							Forestry	Ha	0.15250	0.000			0.000	
							Horticulture	Ha	0.22634	0.000			0.000	
	6516	GanagerSuresha		57	1	Machinery	SoilMoistureConservation	TCB	Ha	0.1104	1.300	14.584	75.614	0.144
							WasteWair	No	0.0500	3			0.150	
							Forestry	Ha	0.15250	1.000			0.153	
							Horticulture	Ha	0.22634	0.000			0.000	
	6517	GanagerShankrappa		57	2	Machinery	SoilMoistureConservation	TCB	Ha	0.1104	0.320	14.584	75.614	0.035
							WasteWair	No	0.0500	1			0.050	
							Forestry	Ha	0.15250	0.000			0.000	
							Horticulture	Ha	0.22634	0.000			0.000	
	6518	BasavarajSannappaGanager		57	3	Machinery	SoilMoistureConservation	TCB	Ha	0.1104	0.330	14.584	75.614	0.036
							WasteWair	No	0.0500	1			0.050	
							Forestry	Ha	0.15250	0.000			0.000	
							Horticulture	Ha	0.22634	0.000			0.000	
	6519	GanagerChannabasappa		57	4	Machinery	SoilMoistureConservation	TCB	Ha	0.1104	0.330	14.584	75.614	0.036
							WasteWair	No	0.0500	0			0.000	
							Forestry	Ha	0.15250	0.000			0.000	
							Horticulture	Ha	0.22634	0.000			0.000	
	6520	GanagerShekhappa		57	5	Machinery	SoilMoistureConservation	TCB	Ha	0.1104	0.330	14.584	75.614	0.036
							WasteWair	No	0.0500	1			0.050	
							Forestry	Ha	0.15250	0.000			0.000	
							Horticulture	Ha	0.22634	0.000			0.000	
	6521	GanagerGanaeshappa		57	6	Machinery	SoilMoistureConservation	TCB	Ha	0.1104	1.300	14.584	75.614	0.144
							WasteWair	No	0.0500	2			0.100	
							Forestry	Ha	0.15250	1.000			0.153	
							Horticulture	Ha	0.22634	1.000			0.226	
	6522	JivayiShantavva		57	7	Machinery	SoilMoistureConservation	TCB	Ha	0.1104	1.300	14.584	75.614	0.144
							WasteWair	No	0.0500	2			0.100	

							Forestry	Ha	0.15250	0.000			0.000	
							Horticulture	Ha	0.22634	0.000			0.000	
	6523	GanagerGaneshappa		58	1	Machinery	SoilMoistureConservation	TCB	Ha	0.1104	1.240	14.584	75.614	0.137
							WasteWair	No	0.0500	0			0.000	

VillageName	Farmer Code	FarmerName	Aadhar Card No	Survey Number	RateType(Manually/Machinery)	ActivityType(SoilMoistureConservationActivity/WaterHarvestingActivity)	ActivityName	Unit	UnitCost(InLakhs.)	Proposed Quantity	Latitude(Deg-Min-Sec)	Longitude (Deg-Min-Sec)	TotalCost(InLacs)	SitePhoto
							Forestry	Ha	0.15250	0.000			0.000	
							Horticulture	Ha	0.22634	1.000			0.226	
	6524	GanagerGaneshappa		58	1	Machinery	SoilMoistureConservation	TCB	Ha	0.1104	1.240	14.584	75.614	0.137
							WasteWair	No	0.0500	2			0.100	
							Forestry	Ha	0.15250	0.400			0.061	
							Horticulture	Ha	0.22634	0.000			0.000	
	6525	JivayiShantavva		58	10	Machinery	SoilMoistureConservation	TCB	Ha	0.1104	1.370	14.584	75.614	0.151
							WasteWair	No	0.0500	3			0.150	
							Forestry	Ha	0.15250	0.200			0.031	
							Horticulture	Ha	0.22634	0.000			0.000	
	6526	GanagerChannabasappa		58	11	Machinery	SoilMoistureConservation	TCB	Ha	0.1104	0.360	14.584	75.614	0.040
							WasteWair	No	0.0500	1			0.050	
							Forestry	Ha	0.15250	0.000			0.000	
		GanagerShekappa					Horticulture	Ha	0.22634	0.000			0.000	
	6527			58	12	Machinery	SoilMoistureConservation	TCB	Ha	0.1104	0.350	14.584	75.614	0.039
							WasteWair	No	0.0500	1			0.050	
							Forestry	Ha	0.15250	0.000			0.000	
							Horticulture	Ha	0.22634	0.000			0.000	
	6528	GanagerShekappa		58	7	Machinery	SoilMoistureConservation	TCB	Ha	0.1104	0.370	14.584	75.614	0.041
							WasteWair	No	0.0500	1			0.050	
							Forestry	Ha	0.15250	0.000			0.000	
							Horticulture	Ha	0.22634	0.000			0.000	
	6529	GangerSuresha		58	9	Machinery	SoilMoistureConservation	TCB	Ha	0.1104	1.350	14.584	75.614	0.149
							WasteWair	No	0.0500	2			0.100	
							Forestry	Ha	0.15250	0.000			0.000	
							Horticulture	Ha	0.22634	0.000			0.000	
	6530	MakanurBasavarajappa		59	2	Machinery	SoilMoistureConservation	TCB	Ha	0.1104	2.860	14.584	75.614	0.316
							WasteWair	No	0.0500	3			0.150	
							Forestry	Ha	0.15250	0.500			0.076	
							Horticulture	Ha	0.22634	0.000			0.000	
	6531	MakanurDevendrappa		59	3	Machinery	SoilMoistureConservation	TCB	Ha	0.1104	2.770	14.584	75.614	0.306
							WasteWair	No	0.0500	3			0.150	
							Forestry	Ha	0.15250	0.300			0.046	
							Horticulture	Ha	0.22634	0.000			0.000	
	6532	MakanuraMahadevappa		59	4	Machinery	SoilMoistureConservation	TCB	Ha	0.1104	2.770	14.584	75.614	0.306
							WasteWair	No	0.0500	3			0.150	
							Forestry	Ha	0.15250	0.600			0.092	
							Horticulture	Ha	0.22634	0.000			0.000	
	6533	KoppadaPrakasha		60	1	Machinery	SoilMoistureConservation	TCB	Ha	0.1104	2.190	14.584	75.614	0.242
							WasteWair	No	0.0500	0			0.000	
							Forestry	Ha	0.15250	0.500			0.076	
							Horticulture	Ha	0.22634	0.800			0.181	
	6534	GopalaHalageri		60	1	Machinery	SoilMoistureConservation	TCB	Ha	0.1104	2.190	14.584	75.614	0.242
							WasteWair	No	0.0500	0			0.000	
							Forestry	Ha	0.15250	0.000			0.000	
							Horticulture	Ha	0.22634	0.000			0.000	
	6535	GopalaHalageri		60	3	Machinery	SoilMoistureConservation	TCB	Ha	0.1104	1.200	14.584	75.614	0.132
							WasteWair	No	0.0500	2			0.100	

							Forestry	Ha	0.15250	0.200			0.031	
							Horticulture	Ha	0.22634	0.000			0.000	
	6536	NarayanaHalageri		60	4	Machinery	SoilMoistureConservation	TCB	Ha	0.1104	1.200	14.584	75.614	0.132
							WasteWair	No	0.0500	2			0.100	

VillageName	Farmer Code	FarmerName	Aadhar Card No	Survey Number	RateType(Manually/ Machinery)	ActivityType(SoilMoistureConservationActivity/Water HarvestingActivity)	ActivityName	Unit	UnitCost(InLakhs.)	Proposed Quantity	Latitude(Deg-Min-Sec)	Longitude (Deg-Min-Sec)	TotalCost(InLacs)	SitePhoto
							Forestry	Ha	0.15250	0.200			0.031	
							Horticulture	Ha	0.22634	0.000			0.000	
	6537	NarayanaHalageri		60	6	Machinery	SoilMoistureConservation	TCB	Ha	0.1104	1.600	14.584	75.614	0.177
							WasteWair	No	0.0500	3			0.150	
							Forestry	Ha	0.15250	0.300			0.046	
							Horticulture	Ha	0.22634	0.000			0.000	
	6538	VamanaHalageri		61	1	Machinery	SoilMoistureConservation	TCB	Ha	0.1104	3.600	14.584	75.614	0.397
							WasteWair	No	0.0500	3			0.150	
							Forestry	Ha	0.15250	0.400			0.061	
							WaterHarvestingActivity	FarmPond	No	1.04	1			1.040
	6539	KoppadaSannabasappa		61	1	Machinery	SoilMoistureConservation	TCB	Ha	0.1104	3.600	14.584	75.614	0.397
							WasteWair	No	0.0500	0			0.000	
							Forestry	Ha	0.15250	0.000			0.000	
							Horticulture	Ha	0.22634	0.000			0.000	
	6540	KoppadaKarabasappa		61	2	Machinery	SoilMoistureConservation	TCB	Ha	0.1104	1.350	14.584	75.614	0.149
							WasteWair	No	0.0500	3			0.150	
							Forestry	Ha	0.15250	0.300			0.046	
							Horticulture	Ha	0.22634	0.000			0.000	
	6541	KoppadaKarabasappa		61	2	Machinery	SoilMoistureConservation	TCB	Ha	0.1104	0.670	14.584	75.614	0.074
							WasteWair	No	0.0500	3			0.150	
							LRRS	No	2.500	1			2.500	
							Horticulture	Ha	0.22634	0.000			0.000	
	6542	KoppadaKarabasappa		61	2	Machinery	SoilMoistureConservation	TCB	Ha	0.1104	0.660	14.584	75.614	0.073
							WasteWair	No	0.0500	0			0.000	
							Forestry	Ha	0.15250	0.200			0.031	
							Horticulture	Ha	0.22634	0.000			0.000	
	6543	KoppadaKarabasappa		61	2	Machinery	SoilMoistureConservation	TCB	Ha	0.1104	1.270	14.584	75.614	0.140
							WasteWair	No	0.0500	2			0.100	
							Forestry	Ha	0.15250	0.000			0.000	
							Horticulture	Ha	0.22634	0.000			0.000	
	6544	MakanurMahadevappa		62	1	Machinery	SoilMoistureConservation	TCB	Ha	0.1104	2.350	14.584	75.614	0.259
							WasteWair	No	0.0500	3			0.150	
							Forestry	Ha	0.15250	0.300			0.046	
							Horticulture	Ha	0.22634	0.000			0.000	
	6545	ParameswarappaBasappaKoppad		62	1	Machinery	SoilMoistureConservation	TCB	Ha	0.1104	1.600	14.584	75.614	0.177
							WasteWair	No	0.0500	3			0.150	
							Forestry	Ha	0.15250	0.300			0.046	
							Horticulture	Ha	0.22634	0.000			0.000	
	6546	ShanmukhappaDoddasiddappaHosmani		62	2	Machinery	SoilMoistureConservation	TCB	Ha	0.1104	2.150	14.584	75.614	0.237
							WasteWair	No	0.0500	2			0.100	
							Forestry	Ha	0.15250	0.800			0.122	
							Horticulture	Ha	0.22634	0.000			0.000	
	6547	MarudappaSannasiddappaHosamani		62	3	Machinery	SoilMoistureConservation	TCB	Ha	0.1104	1.570	14.584	75.614	0.173
							WasteWair	No	0.0500	3			0.150	
							Forestry	Ha	0.15250	0.300			0.046	
							Horticulture	Ha	0.22634	0.000			0.000	

[Chapter-IV]4.5DetailsofVegetativeCoverActivitiesPlantationType:HorticulturteActivities

VillageName	FarmerName:	FarmerCode	AadharCardNo.	RateType(Manually/Machinery)	SurveyNo:	Total Area (Ha.)	Proposed Area(Ha.)	Activity/Model /Plant/CropName:	Numberof PlantsPer Ha	No.of plants	Methodofirrigation(Drip/Ring/Surface)	Sourceofirrigation(Canal/Rainfed/Well)	AreasperTypeOfLand(Ha.)		OwnershipofLand(CommunityLand/PrivateLand/Other)	Latitude(Deg-Min-Sec)	Longitude (Deg-Min-Sec)
													WasteLand	Cultivable			
Ranebennur, Halageri4 D4C5T2d	CHAPTER4.4A LLFARMERS			Manually		30.00	30.00	COCONUT, SAPOTA, CURRYLEAF, GUAVA, MANGO, LEMON	100	3000	DRIP Irrigation	BOREWELL	0	30.00	PrivateLand		

[Chapter-IV]4.5ADetailsofVegetativeCoverActivities

PlantationType:AfforestationActivities

VillageName	FarmerName:	Farmer Code	AadharCard No.	RateType(Manually/Machinery)	SurveyNo:	TotalArea (Ha.)	Proposed Area(Ha.)	Activity/Model/Plant/CropName:	Numberof PlantsPerHa	No.ofplants	Methodofirrigation(Drip/Ring/Surface)	Sourceofirrigation(Canal/Rainfed/Well)	AreaasperTypeOfLand(Ha.)		Ownershipof Land(CommunityLand/PrivateLand/OtherLand)
													WasteLand	Cultivable	
Ranebennur, Halageri 4D4C5T2d	CHAPTER4.4ALLFARMERS			Manually		38.00	38.00	TEAK,SILVER OAK,MAHAGONI,BAMBOO	100	3800	DRIP Irrigation	BOREWELL	0	38.00	PrivateLand

[Chapter-IV]4.5B.DetailsofVegetativeCoverActiPlantationType:Fodderdevelopment

VillageName	FarmerName:	Farmer Code	AadharCard No.	RateType(Manually/Machinery)	SurveyNo:	TotalArea (Ha.)	Proposed Area(Ha.)	Activity/Model/Plant/CropName:	Numberof PlantsPerHa	No.ofplants	Methodofirrigation(Drip/Ring/Surface)	Sourceofirrigation(Canal/Rainfed/Well)	AreaasperTypeOfLand(Ha.)		Ownershipof Land(CommunityLand/PrivateLand/OtherLand)
													WasteLand	Cultivable	
Ranebennur, Halageri 4D4C5T2d	CHAPTER4.4ALLFARMERS			Manually		2.00	2.00	PLANTINGOFF ODDERCROPVIZNAPIERGRASS&LUCERN	10000	20000	DRIP Irrigation	BOREWELL	0	2.00	PrivateLand

[Chapter-IV]4.5CDetailsofVegetativeCoverActivitiesPlantationType:NurseryActivities

VillageName	FarmerName:	Farmer Code	AadharCard No.	RateType(Manually/Machinery)	SurveyNo:	TotalArea (Ha.)	Proposed Area(Ha.)	Activity/Model/Plant/CropName:	Numberof PlantsPerHa	No.ofplants	Methodofirrigation(Drip/Ring/Surface)	Sourceofirrigation(Canal/Rainfed/Well)	AreaasperTypeOfLand(Ha.)		Ownershipof Land(CommunityLand/PrivateLand/OtherLand)
													WasteLand	Cultivable	
Ranebennur, Halageri 4D4C5T2d	CHAPTER4.4ALLFARMERS														





#### 4.Net Planning and Project activities

Rs in lakhs

It is for all reaches (upper, middle and lower) and also for Private, Common and drainage line areas

[Chapter-IV] 4.1, 4.1 A Baseline Data - Village wise Survey Numbers & Farmer wise Survey Numbers

MICRO CODE	Name of Farmer	Farmer Code	Survey No		Area (Ha)
Halageri	Huggisulōcanam'ma	6548	63	3೨	0.81
4D4C5T2e	rāju. Śaṅkrappa. Gauḍaśivaṅṅanavara. .	6549	63	3೩	0.81
	huggiviśvanātha	6550	63	1	1.61
	<b>huggibasavarāja</b>	6551	63	2	1.7
	sālagēricōḷappa	6552	64	1	1.29
	mākanūra gadigeppa	6553	64	2	1.29
	<b>kannappaḷavaraśambhuliṅgappa</b>	6554	64	3	1.29
	<b>Kannappaḷavaraśambhuliṅgappa</b>	6555	64	4	1.29
	kōḍḍiḥaḷḷi guḍḍappa bin hanumantappa	6556	65	1೨	0.4
	aḍiveppanavarajayam'ma	6557	65	1೨	0.23
	aḍiveppanavarabasavarāja	6558	65	1೨	0.22
	sunīla.Śivappa.Aḍiveppanavara. .	6559	65	1೩	0.84
	Kalloḍiyararēvaṅeppa	6560	65	2೨	0.81
	guḍḍappa.Tandehanumantappa. Kōḍḍiḥaḷḷi. .	6561	65	2೩	0.81
	Aḍiveppanavaraśivappa	6562	65	3	0.84
	karabasappa. Tande kariyappa. Kambaḷi. .	6563	65	4	0.84
	Buraḍikaṭṭi basappa	6564	66	1೨+1	1.05
	buruḍikaṭṭi basaliṅgappa	6565	66	2೨+೩	2.16
	<b>Mallikārjuna buraḍikaṭṭi. .</b>	6566	66	3	2.17
	<b>Gaḍḍadagūḷi girijam'ma</b>	6567	66	4	2.16
	<b>gaḍḍadagūḷi girijam'ma</b>	6568	66	5	2.18
	kaḍūrajagaḍīśa	6569	67	1೨	1.64
	<b>kannappaḷavaraśambhuliṅgappa</b>	6570	67	1೩	1.65
	kaḍūra ramēśa	6571	67	2೨	1.65

	kaḍūra sōmanagaḍa	6572	67	2᳚	1.66
	kannappaḷavaraśambhuliṅgappa	6573	67	1᳚	1.65
	belladajayarāja	6574	67	3	3.58

MICRO CODE	Name of Farmer	Farmer Code	Survey No		Area (Ha)
	karabasa  avara punītakumāra binmañjappa	6575	68	1+2೨+	1.73
	jambagivīrappa	6576	68	1+2ಕ	3.34
	karabasa  avara prakāśa	6577	68	1+2೨+	2.5
	Karabasa  avara bharamagauda	6578	68	1+2ಕ	1.3
	karabasa  avara karabasappa	6579	68	3	1.74
	bidariśivarāja bin dēvīndrappa	6580	69	1೨	2
	kaḍūra rēvaṇagauda	6581	69	1೨+2	0.93
	kaḍūra hariharappa	6582	69	1೨+2	0.53
	kaḍūra mōhanakumāra	6583	69	1೨+2	0.59
	kaḍūra śiddanagauda bin karaśiddanagauda	6584	69	1೨+2	0.94
	kaḍūra śidappa	6585	69	3೨	1.2
	kaḍūra maraśiddappa bin basavaṇṇeppa	6586	69	3೨	0.8
	kaḍūra rēvaṇagauda	6587	69	1೨+2	1.99
	kaḍūra hariharappa	6588	69	1೨+2	0.53
	kaḍūra mōhanakumāra	6589	69	1೨+2	0.59
	Kuḍagōladyāmavva kōmjaṭṭeppa	6590	69	3೨	0.16
	kaḍūra īrappa	6591	69	4	1.2
	kaḍūra īrappa	6592	69	4	1.2
	kaḍūra basavarāja	6593	69	4	0.88
	nēsvīdēvēndrappa	6594	69	5	0.8
	antaravalliṇāgēndrappa	6595	70	1೨	0.95
	antaravalliḡuḍḍappa	6596	70	1೨	0.95
	sāvitṛā kōm̄jagadīśakannappa  avara.	6597	70	2೨	0.5
	Hāvanūra nāgam'ma kōm̄śivappa	6598	70	2ಕ	0.9
	hāvanūra mañjappa	6599	70	2ಕ	0.8
	hāvanūraganēśappa	6600	70	2೨	0.5
	Bēvinaha  ijamālasāba	6601	71	2೨	1.2
	bēvinaha  imakhullahmada	6602	71	2೨	1.29
	kannappa  avarajagadīśa	6603	71	1	1.06
	kannappa  avarajagadīśa	6604	71	3	1.06

	kannappaavarabhīmappa	6605	72	1೨	0.7
--	-----------------------	------	----	----	-----

MICRO CODE	Name of Farmer	Farmer Code	Survey No		Area (Ha)
	kannappaḷavarabasavarāja	6606	72	1ḳ	0.7
	kannappaḷavara maṛjappa	6607	72	1ḳ	0.7
	kannappaḷavaraujjappa	6608	72	1ḳ	0.69
	tajamullākhāna tande mardānakhāna paṭhāṇa.	6609	72	2	0.4
	Bēvinahaḷlimahmadagaususāba	6610	72	3	0.8
	tajamullākhāna paṭhāṇa.	6611	72	4	0.51
	Antaravaḷliguḍḍappa	6612	116	1ḳ	1.68
	muddappaḷavarasuṣīlavva	6613	116	1ḳ	0.39
	muddappaḷavaranīlavva	6614	116	1ḳ	0.39
	muddappaḷavarabasaliṅgappa	6615	116	1ḳ	0.39
	siddappa tande rāmappa kasavāḷa.	6616	116	2ḳ+2	1.64
	Anṇappa tande rāmappa kasavāḷa.	6617	116	2ḳ+2	1.63
	Baṇakārabasavarāja	6618	117	1ḳ	1.1
	Mākanūra muddeppa	6619	117	1ḳ	1.1
	muddappaḷavara śaśidhara	6620	117	1ḳ	1.12
	muddappaḷavara śiddappa	6621	117	2	1.33
	muddappaḷavara śiddappa	6622	117	3	1.12
	muddappaḷavaramādēvakka	6623	117	4	0.83
	kaḍūra cannabasavva kōmsid'dhappa	6624	118	1	1.37
	kaḍūra śiddappa	6625	118	1	0.67
	kaḍūra śiddappa	6626	118	1	0.67
	kuḍagōḷadyāmvva kōmjaṭṭeppa	6627	118	2ḳ	2.49
	kaḍūra śiddappa	6628	118	2ḳ	0.13
	kuḍagōḷabasavarāja	6629	118	3	2.33
	yaśōdha kōmbasavarāja.Kuḍagōḷa. .	6630	119	1	1.74
	Kuḍagōḷadyāmvva kōmjaṭṭeppa	6631	119	2	1.46
	kaḍūra sōmappa	6632	119	3	0.51
	kaḍūra basappa	6633	119	4	0.51
	kaḍūra pārvatevva kōmśaṅkrappa	6634	119	5	1.02
	kaḍūra bhīmappa	6635	120	1ḳ+1	2

	hirēbidariprakāša	6636	120	29	2.72
--	-------------------	------	-----	----	------

MICRO CODE	Name of Farmer	Farmer Code	Survey No	Area (Ha)
	kaḍūra nāgappa	6637	120 2᳚+2᳚	2.1
	kaḍūra sōmappa bin basanagaḍa	6638	120 1᳚+1	0.6
	kaḍūra nāgappa	6639	120 2᳚+2᳚	2.1
	kaḍūra rudrappa bin basanagaḍa	6640	120 3	0.66
	kaḍūra śivappa bin basanagaḍa	6641	120 4	0.6
	kaḍūra puṭṭappa bin basanagaḍa	6642	120 5	0.6
	kaḍūra nāgappa bin basanagaḍa	6643	120 6	0.6
	kaḍūra karabasappa bin basanagaḍa	6644	120 7	0.2
	kambaḷiśaṅkreppa	6645	121 3᳚	0.9
	kambaḷiśaṅkarappa	6646	121 3᳚	0.9
	lalitavva. Kōmrēvaṅasiddappa. Kambaḷi. .	6647	121 1	0.89
	Basavarāja tande muppaṅṅa honnaḷi.	6648	121 2	0.95
	Hullatti ṭrēśa	6649	121 4	0.75
	surēśa tande liṅgappa hullatti.	6650	121 5	2
	Bāgilavara śiddappa	6651	122 6᳚	2.05
	kambaḷimālatēśa	6652	122 6᳚	0.4
	bāgalara urph bāgaladavarasuśīlavva kōṃkariyappa	6653	122 1	0.92
	Kambaḷi ravikumāra	6654	122 2	0.36
	basavarāja tande muppaṅṅa honnaḷi.	6655	122 3	0.75
	Kambaḷiśaṅkrappa	6656	122 4	0.34
	kambaḷiśaṅkrappa	6657	122 5	1.09
	kambaḷiśaṅkrappa	6658	122 5	1.37
	kambaḷi ravikumāra	6659	123 1	1.08
	kambaḷiśaṅkrappa	6660	123 2	1.17
	kambaḷi rēvaṅasiddappa	6661	123 3	2.49
	kambaḷimālatēśa	6662	123 4	0.28
	kambaḷimālatēśa	6663	123 4	1.95
	kambaḷimālatēśa bin kubērappa	6664	123 4	0.5
	kambaḷi maṅṅappa	6665	124 1	2.12
	Cikkerūraṅnandanāyka	6666	124 2	2.2



	cikkēūra sudhīndranāyka	6667	124	3	2.2
--	-------------------------	------	-----	---	-----

MICRO CODE	Name of Farmer	Farmer Code	Survey No		Area (Ha)
	biṣṭaṇṇanavaraṭrappa	6668	125	1	1.6
	biṣṭaṇṇanavara mallappa	6669	125	2	1.6
	paramēśa biṣṭaṇṇanavara.	6670	125	3	1.59
	Biṣṭaṇṇanavara guruśāntappa	6671	125	4	1.55
	biṣṭaṇṇanavara jeṭṭeppa	6672	125	5	1.8
	kambaḷiumā	6673	126	1	1.74
	kambaḷi guttappa	6674	126	2	1.74
	kambaḷiśāradam'ma	6675	126	3	3.47
	kambaḷiniṅgappa	6676	127	*	9.59
	baṇakāra urpha mākanūra basavarāja	6677	111	1	1.32
	nandihaḷḷiumādēvi	6678	111	2	2.44
	muddappaḷavara sōmappa	6679	111	3	0.59
	muddappaḷavara sōmappa	6680	111	3	0.59
	muddappaḷavaramāhadēvappa	6681	111	4	0.58
	muddappaḷavaramāhadēvappa	6682	111	4	0.58
	Umēśappa muddappaḷavara.	6683	111	5	0.59
	Ramēśa muddappaḷavara.	6684	111	6	0.58
Ranebennur	majjagiśivappa	6685	62	1	0.43
4D4C5T2e	ratnā kōmbasavarāja urpha basappa ōḷēkāra vālikāra.	6686	62	2	0.13
	Aḍiveppanavara śiddappa	6687	62	3A+3B	0.2
	Cauḍavva kōṃmallappa hīladahaḷḷi.	6688	62	4	0.2
	Ke. Śivaliṅgappa tande.Puṭṭappa.	6689	62	5	0.13
	Vāṇi kōṃkarabasappa pāṭīla.	6690	62	6	0.13
	Majjagisahadēvappa mallappa	6691	62	7	0.43
	mākanūra aśōka	6692	63	1	0.61
	mākanūra mālā kōṃśivarudrappa	6693	63	2	0.57
	mākanūra virupākṣappa bin canabasappa	6694	63	4	0.52
	mākanūra cannappa bin canabasappa	6695	64	1	0.37
	yakalāsapura lakṣmappa	6696	64	2	0.36
	muddi bharamappa bin mārtāṇḍappa	6697	65	1	0.24

MICRO CODE	Name of Farmer	Farmer Code	Survey No		Area (Ha)
	gaḍḍadagūḷi girijam'ma	6698	65	2	0.51
	Lāpōjiurpha maṇegāra umā	6699	66	1᠙	0.1
	sandīpa.Śivanagaḍa.Pāṭīla.	6700	66	1᠗	0.2
	Śinde pravīṇa bin ajjappa	6701	66	1᠙	0.56
	gaḍḍara urpha pāṭīlacandragauḍa	6702	66	3	0.23
	gaḍḍara urpha pāṭīlahālanagaḍa	6703	66	3	0.23
	bīrappa tande mārtaṇḍappa sālagēri. .	6704	66	5	0.13
	Myādāra bharamappa	6705	67	1	0.3
	kambaḷīśāradam'ma	6706	67	3	1.69
	nāgappa tande karabasappa gūḷaṇṇanavara.	6707	91	1	2.21
	Nāgappa tande karabasappa gūḷaṇṇanavara.	6708	91	2	1.32
	Nāgappa tande karabasappa gūḷaṇṇanavara.	6709	91	3	1.36
	Buraḍīkaṭṭibasavva	6710	92	1	1.21
	buraḍīkaṭṭīnāgappa	6711	92	2	1.09
	gūḷaṇṇanavarānīlavva	6712	92	3	1.29
	gaḍḍaśivaṇṇanavararāju	6713	92	4	0.89
	gaḍḍaśivaṇṇanavaramaṛjunātha	6714	92	5	0.89
	huggihēmappa	6715	93	1	0.53
	huggihanumantappa	6716	93	1	0.76
	buraḍīkaṭṭī malikārjuna	6717	93	2	1.57
	koppada ajjappa	6718	94	*	0.43
	Koppada drākṣāyaṇam'ma	6719	94	*	0.62
	huggihēmappa	6720	94	*	0.43
	huggibasavarāja bin śivappa	6721	94	*	0.75
	es. Jyōtirtējōmaya tande ār śāṅkara.	6722	95	3	0.25
	Gūḷaṇṇanavarānāgaratnam'ma	6723	95	4	1.19
	gūḷaṇṇanavara nāgaratnam'ma	6724	95	5	0.23
	ramēśa tande umēśa koṇḍōjiurpha koṇḍāji ivara asadāra māvayallappa t	6725	96	1᠗	0.19
	Huccappa. Kariyappa.Meḍḷēri.	6726	96	1᠙	0.2

	Koņdōjiurpha koņdajjici kāntēša	6727	96	1ᄇ	0.23
--	---------------------------------	------	----	----	------

MICRO CODE	Name of Farmer	Farmer Code	Survey No		Area (Ha)
	mālatēsa tande nāgappa kōṇanatambigi urpha kōḷūra. .	6728	96	1೩	0.36
	Es. Jyōtirtējōmaya tande ār śaṅkara.	6729	96	5	0.31
	Buraḍikaṭṭi maṅjunādha bin sōmappa	6730	97	2೨	0.47
	akramakhān en.	6731	97	10	0.2
	Rāmappa tande karabasappa karaḍeṅṅanavara.	6732	97	4	0.17
	Buraḍikaṭṭi maṅjunādha bin sōmappa	6733	97	7	0.19
	buraḍikaṭṭi prakāśa bin śēkhappa	6734	97	9	0.17
	buraḍikaṭṭi prakāśa bin śēkhappa	6735	98	1	1.17
	koṇḍōjiurpha koṇḍajji gōpālappa	6736	99	1೨	0.44
	koṇḍōjiurpha koṇḍajji ci kāntēśa	6737	99	1೩	0.44
	koṇḍōjiurpha koṇḍajji nāgappa	6738	99	1೨	0.44
	gūḷaṅṅanavara malakappa	6739	99	2	0.22
	gūḷaṅṅanavara basappa	6740	99	3	0.46
	malkappa. Tande saṅṅappa. Gūḷaṅṅanavara. .	6741	99	4	0.68
	Gūḷaṅṅanavara malakappa	6742	100	1	1.06
	mallavva kōṁgadigeppagūḷaṅṅanavara.	6743	100	2	1.67
	Kōppada ajjappa	6744	101	1	0.67
	Huggibasavarāja	6745	101	2	0.66
	koppada mahēśappa	6746	101	3	1.32
	huggibasavarāja	6747	102	1	1.74
	aḍiveppanavaraaḍiveppa	6748	102	2	1
	aḍiveppanavara śiddappa	6749	102	2	0.95
	nūrandēvaramaṭhamallikārjunayya	6750	103	1	2.5
	nūrandēvaramaṭhavādāramallikārjunayya	6751	103	3	4.99
	huggi ajjappa	6752	104	11೨	0.46
	duragappa śēkhappa sālagēri	6753	104	11೩	0.46
	Huggibasavarāja	6754	104	11೩	0.47
	koppada mahēśappa	6755	104	11೨	0.46
	huggibasavarāja	6756	104	2	0.35

	aḍiveppanavaraaḍiveppa	6757	104	2	0.23
--	------------------------	------	-----	---	------

MICRO CODE	Name of Farmer	Farmer Code	Survey No		Area (Ha)
	aḍiveppanavara śiddappa	6758	104	3+4	1.12
	nūrandēvaramaṭhamallikārjunayya	6759	104	5A	1.52
	nūrandēvaramaṭhavādāramallikārjunayya	6760	104	5a	1.17
	huggi ajjappa	6761	104	6	0.28
	duragappa śēkhappa sālagēri	6762	104	7	0.24
	Aṅgaḍi kamalam'ma kōmśekhappa	6763	104	8	1.08
	karēgōvindappanavaramaṅjunātha	6764	104	9+10A	0.79
	viśēṣabhūsvādhinādhikāriḡaḷu en ec eai citradurgavibhāgadhāravāḍa	6765	104	9+10A	0.23
	gauḍaśivaṅṅanavaramaṅjunātha	6766	104	9+10B	1.8
	sucitrā emḡūḷaṅṅanavara.	6767	105	1	1.65
	Basappa ḡūḷaṅṅanavara.	6768	105	2	0.39
	Maitrāvati emji.	6769	105	3	1.65
	Karabasappa ḡūḷaṅṅanavara.	6770	105	5	0.39
	Karabasappa ḡūḷaṅṅanavara.	6771	105	6	0.42
	Basappa ḡūḷaṅṅanavara.	6772	105	7	0.42
	Maṅjunātha ḡūḷaṅṅanavara.	6773	105	8	0.41
	Huggi saṅkappa	6774	106	5a	0.31
	huggināgarāja	6775	106	5a	0.63
	huggi śaṅkrappa	6776	106	7a	0.27
	hādaragēri maṅḡūḷā	6777	106	7a	0.28
	kambaḷiśāradam'ma	6778	106	1	1
	huggi sulōcana kōmhēmappa	6779	106	2	0.77
	Huggibasavarāja	6780	106	3A	0.64
	huggihēmappa	6781	106	3B	0.32
	huggihanumantappa	6782	106	3B	0.32
	huggibasavaṅṅeppa	6783	106	6	0.6
	śiramannavarapuṭṭavva	6784	106	7C	0.28
	huggibasavarāja	6785	106	8	0.12
	huggibasavarāja	6786	107	3a	0.1

	huggi candrasēkhara	6787	107	3८	0.1
--	---------------------	------	-----	----	-----



MICRO CODE	Name of Farmer	Farmer Code	Survey No		Area (Ha)
	Huggibasavarāja	6788	107	3೨	0.1
	gaḍḍadagūḷihanumantappa	6789	107	9ಃ	1.08
	majjagi śaṅkrappa	6790	107	1	0.6
	gaḍḍadagūḷi ujjappa	6791	107	10	0.18
	sunīlakumāra tande. Gōpālarāvkuṅṭhe.	6792	107	14	0.18
	Gaḍḍadagūḷijaṭṭeppa	6793	107	2	0.45
	gaḍḍadagūḷijaṭṭeppa	6794	107	4	0.48
	koṇatimallanagaḍḍa	6795	107	5	0.36
	gaḍḍadagūḷi jaṭṭeppa	6796	107	9à²-	1.08
	gaḍḍadagūḷi saumya	6797	108	1ಃ	0.63
	gaḍḍadagūḷi kuravatteppa	6798	108	1೨	0.78
	mākanūra ṭrappa	6799	108	2	2.57
	Gūḷaṅṅanavara malkappa bin saṅṅappa	6800	108	3	0.8
	gūḷaṅṅanavara ajjappa	6801	108	4	1.77
	gaḍḍadagūḷi śidlingam'ma kōmcanabasappa	6802	109	1ಃ	0.48
	śivappa. Tande maḷaśiddappa. Gaḍḍadagūḷi.	6803	109	1ಃ	0.4
	Huggiśivappa	6804	109	1ಃ	0.8
	gaḍḍadagūḷiśivappa	6805	109	1B	0.2
	gaḍḍadagūḷi canabasappa	6806	109	1B	0.35
	huggibasavarāja	6807	109	1B	1.05
	mirajakaradēvikābhāyi	6808	109	2A	0.26
	mirajakaradēvikābhāyi	6809	109	2B	3.36
	gaḍḍadagūḷi śivappa	6810	109	3	0.1
	gaḍḍadagūḷi śivappa	6811	109	5	0.53
	Huggiśaṅkrappa	6812	110	3ಃ	0.63
	huggi siddappa	6813	110	3ಃ	0.6
	huggicandrappa	6814	110	3ಃ	1
	hulagam'manavara niṅṅappa	6815	110	1	1.2
	hulagam'manavaraśivappa	6816	110	1	1.21

	hulagam'manavara kubērappa	6817	110	2	2.22
--	----------------------------	------	-----	---	------

MICRO CODE	Name of Farmer	Farmer Code	Survey No		Area (Ha)
	śrīnātha. Tande aṇṇappa. Jādhava.	6818	110	4	0.4
	Maraḍibaṇakāra guruśāntappa bin dattaka tande cannabasappa	6819	110	5	1.2
	Ajjappa jaṭṭeppa	6820	110	6	0.8
	gaḍḍadagūḷi saumya	6821	113	3+4	0.61
	gaḍḍadagūḷihanumantappa	6822	113	3+4	0.62
	aṅḷali ravīndra mālāpura	6823	113	1	0.55
	śiramaṇṇanavarapuṭṭavva	6824	113	11B	0.39
	huggihēmappa	6825	113	11B	0.77
	huggisōmavva	6826	113	11B	0.39
	gaḍḍadagūḷi kuruvatteppa	6827	113	2	0.65
	śaṅkrappa śivappahuggi.	6828	113	5B	0.7
	Siddappa tande śivappahuggi .	6829	113	6	0.78
	Hādimani mallam'ma kōmsiddappa	6830	113	7	0.36
	huggiśivappa	6831	113	7	0.44
	aḍiveppanavara basappa	3832	113	8+9+10	1.62
	Huggi malakappa	3833	113	8+9+10	1.62
	huggināgarāja	6834	115	1e	1.67
	sulōcanā kōmmalkappa. Gūḷaṇṇanavara. .	6835	115	1o	1.67
	Malkappa tande saṇṇappa. Gūḷaṇṇanavara. .	6836	115	1f	1.7
	Huggināgarāja	6837	115	2	1.5
	huggi rāju	6838	116	10e	0.21
	huggi saṅkappa	6839	116	10o	0.21
	huggi saṅkappa	6840	116	13e	0.36
	huggi malakappa	6841	116	13o	0.76
	huggigūḷappa	6842	116	9o	0.24
	Huggibasappa	6843	116	9o	0.24
	kambaḷiśāradam'ma	6844	116	1	1
	huggibasavarāja	6845	116	11	0.64
	huggibasavaṇṇeppa	6846	116	12	0.38

	šivalīlā kōmšivakīrti	6847	116	2	0.36
--	-----------------------	------	-----	---	------

MICRO CODE	Name of Farmer	Farmer Code	Survey No		Area (Ha)
	huggihanumantappa	6848	116	3	1.19
	gaḍḍadagūḷibasavva	6849	116	3A	0.22
	gaḍḍadagūḷi rāju bin śivappa	6850	116	4	0.68
	gaḍḍadagūḷi rāju bin śivappa	6851	116	5	0.68
	gaḍḍadagūḷihanumantappa	6852	116	6	1.12
	Huggirāju	6853	116	7	0.48
	śiramannavarapuṭṭavva	6854	116	8	0.32
	huggihanumantappa	6855	117	59	1.35
	hugginijaliṅgappa bin hēmappa	6856	117	52	0.66
	nāgaratnā kōṃsatīśa limbēkara	6857	117	1	1
	gaḍḍadagūḷi kuruvatteppa	6858	117	2	1.04
	gaḍḍadagūḷisaumya	6859	117	3	1.04
	gaḍḍadagūḷihanumantappa	6860	117	4	1.08
	huggi puṣpā	6861	117	6	0.64
	huggi malakappa	6862	117	7	0.3
	hugginijaliṅgappa bin hēmappa	6863	117	8	0.4
	Huggiśivappa	6864	117	9	0.62
	mākanūra girijavva	6865	118	1A	1.61
	marāḍibaṇakāra girijam'ma kōṃmaḷḷappa	6866	118	1B	1.61
	marāḍibaṇakāra girijam'ma kōṃmaḷḷappa	6867	118	2	1.61
	mākanūra basappa rudrappa	6868	118	2	1.61
	kākōḷa hēmappa	6869	118	3	1.18
	majjagisuśīlavva	6870	118	4	0.28
	majjagi śēkhappa	6871	118	4	0.55
	mākanūra annapūrṇa kōṃkumāra	6872	118	4	0.28
	kākōḷa sarōjā	6873	118	5	1.16
	gaḍḍadagūḷi prakāśa bin śivappa	6874	118	6	1.37
	buraḍikaṭṭi basavarāja bin basappa	6875	119	*	1.11
	koppada śivukumāra	6876	120	1	1.36

	hanumantappa tande guḍḍappa hullatti.	6877	120	2	1.02
--	---------------------------------------	------	-----	---	------

MICRO CODE	Name of Farmer	Farmer Code	Survey No		Area (Ha)
	Buraḍikaṭṭi basavarāja bin basappa	6878	120	3	0.38
	koppada ajjappa	6879	121	*	0.52
	Koppadaajjappa	6880	121	*	0.51
	gūḷaṇṇanavarapārvatevva kōmśivappa	6881	122	*	2.59
	koṇḍajjibasappa	6882	123	1೨	0.37
	koṇḍajjirēṇukavva	6883	123	1೩	0.75
	gūḷaṇṇanavarapārvatevva kōmśivappa	6884	123	2	1.12
	buraḍikaṭṭi umēśa urpha praśānta	6885	124	1	1.24
	gaḍḍadagūḷi candraśēkharappa	6886	124	2	1.24
	buraḍikaṭṭi vanajākṣam'ma urpha vanajākṣi kōmśaṅkrappa	6887	125	1	1.04
	Mallikārjuna buraḍikaṭṭi. .	6888	125	2	1.04
	Koṇḍajjināgappa	6889	126	1೨	0.63
	koṇḍajjibasappa	6890	126	1೩	0.38
	gūḷaṇṇanavarapārvatevva kōmśivappa	6891	126	2	0.54
	gūḷaṇṇanavara basappa	6892	126	2	0.38
	gūḷaṇṇanavarapārvatevva kōmśivappa	6893	127	*	2.2
	ajjappa	6894	128	*	0.65
	koppada ajjappa	6895	128	*	0.65
	koppada śivukumāra	6896	129	1	1.34
	prasāda kōparḍe.	6897	129	2	0.17
	Pravīṇakōparḍe.	6898	129	3	0.22
	Hanumantappahullatti.	6899	129	4	0.17
	Suśīlā kerūra.	6900	129	5	0.4
	Hanumantappahuggi.	6901	129	6	0.4
	Koppada śivukumāra	6902	130	*	1.11
	śiddappa. Tande nāgappa.Mūginavara. .	6903	131	2೨	0.8
	Putṭam'ma kōmśiddappa mūginavara.	6904	131	2೩	0.82
	Huggiśaṅkrappa	6905	131	1	1.58
	koppada ajjappa	6906	132	x1	0.66

	koppada ajjappa	6907	132	*	2
--	-----------------	------	-----	---	---



MICRO CODE	Name of Farmer	Farmer Code	Survey No		Area (Ha)
	mallavva kōṃgadigeppagūḷaṇṇanavara.	6908	133	1	0.84
	Gūḷaṇṇanavara ajjappa	6909	133	2	2.5
	koṇḍajji maraḍeppa bin mahadēvappa	6910	134	1	0.9
	goḷaṇṇanavara basappa	6911	134	2	1.28
	koṇḍajjibīrappa	6912	134	3	0.35
	koṇḍajjināgappa	6913	134	4	0.12
	basappa.. Tande saṇṇappa. Gūḷaṇṇanavara .	6914	134	5	0.68
	Prēmā kōṃparamēśappa sālagēri.	6915	134	6	0.4
	Buraḍikaṭṭi prakāśa bin śēkhappa	6916	135	1	1.83
	huggikuravatteppa	6917	135	2	1.51
	Mallikārjuna buraḍikaṭṭi. .	6918	135	3	0.3
	Kambaḷiratnavva	6919	136	1	3.22
	kambaḷibīrappa	6920	136	2	1.2
	kambaḷiśaṅkram'ma kōṃhonnappa	6921	136	3	1.1
	kambaḷinīlam'ma kōṃmaraḍeppa	6922	136	4	2.3
	kambaḷibīrappa	6923	136	5	2
	maḷagi bīrappa	6924	136	6	0.6
	maḷagi bīrappa	6925	136	6	0.6
	maḷagi bharamappa	6926	136	7	0.6
	bāgiladavarabīrappa	6927	137	1	1.2
	ambali basavarāja	6928	137	2	1.17
	Kambaḷiśāradam'ma	6929	137	3	2.19
	māsanakaṭṭi sujātā	6930	138	1	0.55
	nīlam'ma kākōḷa kōṃbasappa	6931	138	2	0.4
	kasavāḷabasavva	6932	138	3	1.67
	bīrappa tande mārtāṇḍappa sālagēri.	6933	138	4	0.54
	Śindhe kalāvati	6934	138	5	0.55
	pārvati kākōḷa kōṃparamēśappa	6935	138	6	0.4
	mallēśappa kākōḷa bin huccappa	6936	138	7	0.4

	basavarāja kākōḷa bin mahadēvappa	6937	138	8	0.4
--	-----------------------------------	------	-----	---	-----

MICRO CODE	Name of Farmer	Farmer Code	Survey No		Area (Ha)
	śindhe pravīṇa bin ajjappa	6938	139	4೉	0.41
	parasappa bāgalara urpha bāgalavara.	6939	139	4ೃ	0.8
	<b>Yakalāsapuramallavva kōmmārtāṇḍappa</b>	6940	139	1A+1B	1.2
	buraḍikaṭṭi gadigem'ma	6941	139	1A+1B	0.6
	buraḍikaṭṭihanumavva	6942	139	1A+1B	0.4
	<b>Yakalāsapuramallavva kōmmārtāṇḍappa</b>	6943	139	2	2.08
	kambaḷi ratnavva	6944	139	3	3.6
	<b>yakalāsapuramallavva kōmmārtāṇḍappa</b>	6945	139	4	2.34
	<b>gauḍaśivaṇṇanavara śiddappa</b>	6946	140	1	0.69
	<b>mallikārjuna buraḍikaṭṭi. .</b>	6947	140	2	1.44
	Aḍavērayallappa	6948	141	2೉	0.58
	<b>hullabanni urpa aḍaviyavara niṅgappa</b>	6949	141	2ೃ	0.58
	yakalāsapūra lakṣmappa	6950	141	1	1.17
	narasagoṇḍra canabasappa	6951	141	2	1.17
	mākanūra virēśa bin dyāmappa	6952	142	1	1.57
	<b>mākanūra mālā kōmśivarudrappa</b>	6953	142	2	0.8
	Mākanūravīrabadrappa	6954	142	3	0.97
	<b>makanūraparamēśappa</b>	6955	143	1	0.8
	<b>paramēśappa nijaliṅgappa mākanūra.</b>	6956	143	2	1.28
	Mākanūranāgēndrappa	6957	143	3	0.56
	aḍivērayallappa	6958	144	3೉	0.52
	<b>hullabanni urpa aḍaviyavara niṅgappa</b>	6959	144	3ೃ	0.51
	<b>mākanūra virupākṣappa bin canabasappa</b>	6960	144	1	0.64
	yakalāpūra lakṣappa	6961	144	2	0.56
	gauḍaśivaṇṇanavaragītā	6962	145	1	0.72
	gaḍḍadagūḷi girijam'ma	6963	145	2	1.31
	<b>muddi bharamappa bin mārtāṇḍappa</b>	6964	146	1	0.61
	<b>gauḍaśivaṇṇanavara śiddappa</b>	6965	146	2	0.17
	Gaḍḍadagūḷi siddappa	6966	146	2	1.17

	višēšabhūsvādhinādhikāriḡaḡu en ec eai citradurgavibhāgadhāravāḡa	6967	146	2	0.19
--	---	------	-----	---	------

MICRO CODE	Name of Farmer	Farmer Code	Survey No		Area (Ha)
	aḍivērayallappa	6968	147	2೉	0.39
	hullabanni urpha aḍaviyavara niṅgappa	6969	147	2೧	0.5
	<b>mākanūra virupākṣappa bin canabasappa</b>	6970	147	1	0.92
	mākanūra nīlam'ma kōṁmahādēvappa	6971	148	1	1.13
	mākanūra cannappa bin canabasappa	6972	148	2	0.27
	Mākanūra cannappa bin canabasappa	6973	148	4	0.84
	aḍiveppanavara mallēśappa	6974	149	2೉	1.2
	aḍiveppanavara śiddappa	6975	149	5೧	0.36
	ēkabōṭeśrīnivāsa	6976	149	6೉	0.14
	śrīnivāsa tande śivarāmasāladvā.	6977	149	6೩	0.13
	Aḍiveppanavaraśivakka koṁśēkhappa	6978	149	6೪	0.12
	aḍiveppanavaratirakappa	6979	149	6೫	0.13
	majjagisahadēvappa mallappa	6980	149	1	0.75
	<b>makanūraparamēśappa</b>	6981	149	2೧	1.08
	aḍiveppanavara mahēśappa	6982	149	3	0.59
	aḍiveppanavara mallikārjuna bin śiddappa	6983	149	4	0.27
	<b>Paramēśappa nijaliṅgappa mākanūra.</b>	6984	149	5೉	1.2
	Aḍiveppanavara basappa urph basavarāja bin śivappa	6985	149	6೫	0.85
	nāgappakaradeṅṅanavara.	6986	149	7	0.4
	Majjagiśivappa	6987	149	9	1.08
	<b>hullattitim'mappa</b>	6988	150	3೉	1
	aḍiveppanavarakuruvatteppa dakṣiṇa	6989	150	3೧	0.4
	aḍiveppanavara canabasappa	6990	150	3೧	0.6
	muddi honakērappa	6991	150	1	1.36
	aḍiveppanavaragirijavva	6992	150	2	0.8
	narasagoṇḍra hanumantappa	6993	150	3	1.18
	aḍiveppanavarabasavarāja	6994	150	4	0.64
	<b>Paramēśappa nijaliṅgappa mākanūra.</b>	6995	150	5	0.6
	Mākanūrarudrappa	6996	150	6	0.8

	hullattim'mappa	6997	150	7	0.4
--	-----------------	------	-----	---	-----

MICRO CODE	Name of Farmer	Farmer Code	Survey No		Area (Ha)
	mākanūra rudrappa	6998	150	8	0.49
	paramēśappa nijaliᅅgappa mākanūra.	6999	150	9	1.6
	Muddi honakērappa bin siddappa	7000	151	2	0.41
	muddi honakērappa bin siddappa	7001	151	4	0.41
	muddi heggappa	7002	151	5	0.42
	muddi bharamappa bin mārtaᅅᅅappa	7003	151	7	0.42
	jagadīśa. Tande khaᅅᅅyepa.Bāgalara. .	7004	154	1	1.95
	Gauᅅaśivaᅅᅅanavarasahadēvappa	7005	154	2	0.98
	gauᅅaśivaᅅᅅanavaraᅅᅅamukhappa	7006	154	3	0.98
	Jagadīśa. Tande khaᅅᅅyepa.Bāgalara. .	7007	155	*	1.79
	Aᅅᅅali ravīndra mālāpura	7008	159	*	1.69
	koppada karabasappa	7009	162	*	1.74
	mākanūra dēvendrappa	7010	163	*	1.96
	mākanūra basavarāja	7011	166	1	0.99
	aᅅᅅi gauram'ma kōᅅᅅmaraᅅᅅappa	7012	166	2	0.99

[Chapter-IV]4.3BaselineData-DetailsofExistingSoilMoistureConservationandWaterHarvestingActivities

VillageName	SurveyNo.	ActivityType:	ActivityName:	Unit	PerUnitRunoffS tored(TCM)	ExistingNo.o fstructures	Latitude(Degree- Min-Sec)	Longitude(De gree-Min-Sec)	IsInUsed9 Yes/No)	ProgramName	YearOfConst ruction(YYYY -YY)
Halageri	52	WaterHarvesting Activities	CheckDam	1	2.5	1	14.574	75.613	Yes	TP	2011-12
	93		FarmPond	1	0.7	1	14.562	75.616	Yes	NREGA	2016-17
	62		FarmPond	1	0.7	1	14.586	75.619	Yes	NREGA	2016-18
	18		FarmPond	1	0.7	1	14.567	75.603	Yes	NREGA	2016-19
				4	4.6	4					



4.NetPlanningandProjectactivities

Rsinlakhs

[Chapter-IV]4.4DetailsofProposedSoilMoistureConservationandWaterHarvestingActivities

Halageri4D4C5T2e

VillageName	Farmer Code	FarmerName	Aadhar Card No	Survey Number	RateType(Manually /Machinery)	ActivityType(SoilMoistureConservationActivity/WaterHarvestingActivity)	ActivityName	Unit	UnitCost(InLakhs.)	Proposed Quantity	Latitude(Deg-Min-Sec)	Longitude (Deg-Min-Sec)	TotalCost (InLacs)	Site Photo
Halageri	6548	Huggisulōcanam'ma		63	3௨	Machinery	SoilMoistureConservation	TCB	Ha	0.1104	0.81	14.584	75.614	0.089
4D4C5T2e								WasteWair	No	0.050	2			0.100
								Forestry	Ha	0.1525	0.200			0.031
								Horticulture	Ha	0.22634	0.000			0.000
4D4C5T2e	6549	rāju.Šaṅkrappa.Gauḍašivaṅṅanavara..		63	3௩	Machinery	SoilMoistureConservation	TCB	Ha	0.1104	0.81	14.584	75.614	0.089
								WasteWair	No	0.050	3			0.150
								Forestry	Ha	0.1525	0.000			0.000
								Horticulture	Ha	0.22634	0.000			0.000
	6550	huggiviśvanātha		63	1	Machinery	SoilMoistureConservation	TCB	Ha	0.1104	1.61	14.584	75.614	0.178
								WasteWair	No	0.050	2			0.100
								Forestry	Ha	0.1525	0.000			0.000
								Horticulture	Ha	0.22634	0.000			0.000
	6551	huggibasavarāja		63	2	Machinery	SoilMoistureConservation	TCB	Ha	0.1104	1.7	14.584	75.614	0.188
								WasteWair	No	0.050	2			0.100
								Forestry	Ha	0.1525	0.300			0.046
								Horticulture	Ha	0.22634	0.000			0.000
	6552	sālagēricōlappa		64	1	Machinery	SoilMoistureConservation	TCB	Ha	0.1104	1.29	14.584	75.614	0.142
								WasteWair	No	0.050	3			0.150
								Forestry	Ha	0.1525	0.000			0.000
								Horticulture	Ha	0.22634	0.000			0.000
	6553	mākanūragadigeppa		64	2	Machinery	SoilMoistureConservation	TCB	Ha	0.1104	1.29	14.584	75.614	0.142
								WasteWair	No	0.050	3			0.150
								Forestry	Ha	0.1525	0.000			0.000
								Horticulture	Ha	0.22634	0.000			0.000
	6554	kannappalavaraśambhuliṅgappa		64	3	Machinery	SoilMoistureConservation	TCB	Ha	0.1104	1.29	14.584	75.614	0.142
								WasteWair	No	0.050	3			0.150
								Forestry	Ha	0.1525	0.000			0.000
								Horticulture	Ha	0.22634	0.000			0.000
	6555	Kannappalavaraśambhuliṅgappa		64	4	Machinery	SoilMoistureConservation	TCB	Ha	0.1104	1.29	14.584	75.614	0.142
								WasteWair	No	0.050	0			0.000
								Forestry	Ha	0.1525	0.000			0.000
								Horticulture	Ha	0.22634	0.000			0.000
	6556	kōḍḍhalliguddappabinhanumantappa		65	1௨	Machinery	SoilMoistureConservation	TCB	Ha	0.1104	0.4	14.584	75.614	0.044
								WasteWair	No	0.050	2			0.100
								Forestry	Ha	0.1525	0.000			0.000
								Horticulture	Ha	0.22634	0.000			0.000
	6557	aḍiveppanavarajayam'ma		65	1௩	Machinery	SoilMoistureConservation	TCB	Ha	0.1104	0.23	14.584	75.614	0.025
								WasteWair	No	0.050	0			0.000
								Forestry	Ha	0.1525	0.000			0.000
								Horticulture	Ha	0.22634	0.000			0.000
	6558	aḍiveppanavarabasavarāja		65	1௪	Machinery	SoilMoistureConservation	TCB	Ha	0.1104	0.22	14.584	75.614	0.024
								WasteWair	No	0.050	0			0.000
								Forestry	Ha	0.1525	0.000			0.000
								Horticulture	Ha	0.22634	0.000			0.000

	6559	sunīla.Śivappa.Aḡiveppanavara..		65	1ω	Machinery	SoilMoistureConservation	TCB	Ha	0.1104	0.84	14.584	75.614	0.093
								WasteWair	No	0.050	2			0.100
								Forestry	Ha	0.1525	0.300			0.046
								Horticulture	Ha	0.22634	0.000			0.000
	6560	Kalloḡiyararēvaṇeppa		65	2ϑ	Machinery	SoilMoistureConservation	TCB	Ha	0.1104	0.81	14.584	75.614	0.089
								WasteWair	No	0.050	2			0.100

VillageName	Farmer Code	FarmerName	Aadhar Card No	Survey Number	RateType(Manually /Machine ry)	ActivityType(SoilMoistureCo nservationActivity/Water HarvestingActivity)	ActivityName	Unit	UnitCost( InLakhs.)	Proposed Quantity	Latitude( Deg-Min- Sec)	Longitude (Deg-Min- Sec)	TotalCost (InLacs)	Site Photo
							Forestry	Ha	0.1525	0.300			0.046	
							Horticulture	Ha	0.22634	0.000			0.000	
	6561	guḍḍappa.Tandehanumantappa.Kōḍ'ihalli..		65	2ḁ	Machinery	SoilMoistureConservation	TCB	Ha	0.1104	0.81	14.584	75.614	0.089
							WasteWair	No	0.050	0			0.000	
							Forestry	Ha	0.1525	0.300			0.046	
							Horticulture	Ha	0.22634	0.000			0.000	
	6562	Aḍiveppanavaraśivappa		65	3	Machinery	SoilMoistureConservation	TCB	Ha	0.1104	0.84	14.584	75.614	0.093
							WasteWair	No	0.050	2			0.100	
							Forestry	Ha	0.1525	0.000			0.000	
							Horticulture	Ha	0.22634	0.000			0.000	
	6563	karabasappa.Tandekariyappa.Kambaḷi..		65	4	Machinery	SoilMoistureConservation	TCB	Ha	0.1104	0.84	14.584	75.614	0.093
							WasteWair	No	0.050	2			0.100	
							Forestry	Ha	0.1525	0.200			0.031	
							Horticulture	Ha	0.22634	0.000			0.000	
	6564	Buraḍikaṭṭibasappa		66	1ḁ+1ḁ	Machinery	SoilMoistureConservation	TCB	Ha	0.1104	1.05	14.584	75.614	0.116
							WasteWair	No	0.050	2			0.100	
							Forestry	Ha	0.1525	0.000			0.000	
							Horticulture	Ha	0.22634	0.000			0.000	
	6565	buruḍikaṭṭibasaliṅgappa		66	2ḁ+2ḁ	Machinery	SoilMoistureConservation	TCB	Ha	0.1104	2.16	14.584	75.614	0.238
							WasteWair	No	0.050	0			0.000	
							Forestry	Ha	0.1525	0.200			0.031	
							Horticulture	Ha	0.22634	0.000			0.000	
	6566	Mallikārjunaburaḍikaṭṭi..		66	3	Machinery	SoilMoistureConservation	TCB	Ha	0.1104	2.17	14.584	75.614	0.240
							WasteWair	No	0.050	0			0.000	
							Forestry	Ha	0.1525	0.300			0.046	
							Horticulture	Ha	0.22634	0.000			0.000	
	6567	Gaḍḍadagūḷigirijam'ma		66	4	Machinery	SoilMoistureConservation	TCB	Ha	0.1104	2.16	14.584	75.614	0.238
							WasteWair	No	0.050	3			0.150	
							Forestry	Ha	0.1525	0.000			0.000	
							Horticulture	Ha	0.22634	0.000			0.000	
	6568	gaḍḍadagūḷigirijam'ma		66	5	Machinery	SoilMoistureConservation	TCB	Ha	0.1104	2.18	14.584	75.614	0.241
							WasteWair	No	0.050	2			0.100	
							Forestry	Ha	0.1525	0.000			0.000	
							Horticulture	Ha	0.22634	0.000			0.000	
	6569	kaḍūrajagaḍīśa		67	1ḁ	Machinery	SoilMoistureConservation	TCB	Ha	0.1104	1.64	14.584	75.614	0.181
							RubbleCheck	No	0.750	1			0.750	
							Forestry	Ha	0.1525	0.300			0.046	
							Horticulture	Ha	0.22634	0.000			0.000	
	6570	kannappaḷavaraśambhuliṅgappa		67	1ḁ	Machinery	SoilMoistureConservation	TCB	Ha	0.1104	1.65	14.584	75.614	0.182
							WasteWair	No	0.050	0			0.000	
							Forestry	Ha	0.1525	0.300			0.046	
							Horticulture	Ha	0.22634	0.000			0.000	
	6571	kaḍūraramēśa		67	2ḁ	Machinery	SoilMoistureConservation	TCB	Ha	0.1104	1.65	14.584	75.614	0.182
							WasteWair	No	0.050	3			0.150	
							Forestry	Ha	0.1525	0.000			0.000	
							Horticulture	Ha	0.22634	0.000			0.000	
	6572	kaḍūrasōmanagaḍa		67	2ḁ	Machinery	SoilMoistureConservation	TCB	Ha	0.1104	1.66	14.584	75.614	0.183

								WasteWair	No	0.050	3			0.150
								Forestry	Ha	0.1525	0.300			0.046
								Horticulture	Ha	0.22634	0.000			0.000
	6573	kannappalavaraśambhuliᅅgappa		67	1ω	Machinery	SoilMoistureConservation	TCB	Ha	0.1104	1.65	14.584	75.614	0.182
								WasteWair	No	0.050	0			0.000

VillageName	Farmer Code	FarmerName	Aadhar Card No	Survey Number	RateType(Manually /Machine ry)	ActivityType(SoilMoistureCo nservationActivity/Water HarvestingActivity)	ActivityName	Unit	UnitCost( InLakhs.)	Proposed Quantity	Latitude( Deg-Min- Sec)	Longitude (Deg-Min- Sec)	TotalCost (InLacs)	Site Photo
							Forestry	Ha	0.1525	0.000			0.000	
							Horticulture	Ha	0.22634	0.000			0.000	
	6574	belladajayarāja		67	3	Machinery	SoilMoistureConservation	TCB	Ha	0.1104	3.58	14.584	75.614	0.395
							RubbleCheck	No	0.750	1			0.750	
							WaterHarvestingActivity	FarmPond	No	1.04	1			1.040
							Horticulture	Ha	0.22634	0.000			0.000	
	6575	karabasallavarapunītakumārabinmañappa		68	1+2೨+	Machinery	SoilMoistureConservation	TCB	Ha	0.1104	1.73	14.584	75.614	0.191
							WasteWair	No	0.050	3			0.150	
							Forestry	Ha	0.1525	0.300			0.046	
							Horticulture	Ha	0.22634	0.000			0.000	
	6576	jambagivīrappa		68	1+2೩	Machinery	SoilMoistureConservation	TCB	Ha	0.1104	3.34	14.584	75.614	0.369
							WasteWair	No	0.050	0			0.000	
							Forestry	Ha	0.1525	0.300			0.046	
							Horticulture	Ha	0.22634	0.000			0.000	
	6577	karabasallavaraprakāśa		68	1+2೨+	Machinery	SoilMoistureConservation	TCB	Ha	0.1104	2.5	14.584	75.614	0.276
							WasteWair	No	0.050	2			0.100	
							Forestry	Ha	0.1525	0.000			0.000	
							Horticulture	Ha	0.22634	0.000			0.000	
	6578	Karabasallavarabharamagaḍa		68	1+2೩	Machinery	SoilMoistureConservation	TCB	Ha	0.1104	1.3	14.584	75.614	0.144
							WasteWair	No	0.050	3			0.150	
							Forestry	Ha	0.1525	0.000			0.000	
							Horticulture	Ha	0.22634	0.000			0.000	
	6579	karasallaavarakarabasappa		68	3	Machinery	SoilMoistureConservation	TCB	Ha	0.1104	1.74	14.584	75.614	0.192
							WasteWair	No	0.050	3			0.150	
							Forestry	Ha	0.1525	0.300			0.046	
							Horticulture	Ha	0.22634	0.000			0.000	
	6580	bidariśivarājabindēvindrappa		69	1೨	Machinery	SoilMoistureConservation	TCB	Ha	0.1104	2	14.584	75.614	0.221
							WasteWair	No	0.050	3			0.150	
							Forestry	Ha	0.1525	0.500			0.076	
							Horticulture	Ha	0.22634	0.000			0.000	
	6581	kaḍūrārēvaṇagaḍa		69	1೨+2	Machinery	SoilMoistureConservation	TCB	Ha	0.1104	0.93	14.584	75.614	0.103
							WasteWair	No	0.050	2			0.100	
							Forestry	Ha	0.1525	0.300			0.046	
							Horticulture	Ha	0.22634	0.000			0.000	
	6582	kaḍūrahariharrappa		69	1೨+2	Machinery	SoilMoistureConservation	TCB	Ha	0.1104	0.53	14.584	75.614	0.059
							WasteWair	No	0.050	1			0.050	
							Forestry	Ha	0.1525	0.200			0.031	
							Horticulture	Ha	0.22634	0.000			0.000	
	6583	kaḍūramōhanakumāra		69	1೨+2	Machinery	SoilMoistureConservation	TCB	Ha	0.1104	0.59	14.584	75.614	0.065
							WasteWair	No	0.050	1			0.050	
							Forestry	Ha	0.1525	0.000			0.000	
							Horticulture	Ha	0.22634	0.000			0.000	
	6584	kaḍūraśiddanagaḍabinkaraśiddanagaḍa		69	1೨+2	Machinery	SoilMoistureConservation	TCB	Ha	0.1104	0.94	14.584	75.614	0.104
							WasteWair	No	0.050	2			0.100	
							Forestry	Ha	0.1525	0.000			0.000	
							Horticulture	Ha	0.22634	0.000			0.000	
	6585	kaḍūra śidappa		69	3೨	Machinery	SoilMoistureConservation	TCB	Ha	0.1104	1.2	14.584	75.614	0.132

							WasteWair	No	0.050	2			0.100
							Forestry	Ha	0.1525	0.300			0.046
							Horticulture	Ha	0.22634	0.000			0.000
	6586	kaḍūramaraśiddappabinbasavanneppa	69	3೧	Machinery	SoilMoistureConservation	TCB	Ha	0.1104	0.8	14.584	75.614	0.088
							WasteWair	No	0.050	2			0.100

VillageName	Farmer Code	FarmerName	Aadhar Card No	Survey Number	RateType(Manually /Machine ry)	ActivityType(SoilMoistureCo nservationActivity/Water HarvestingActivity)	ActivityName	Unit	UnitCost( InLakhs.)	Proposed Quantity	Latitude( Deg-Min- Sec)	Longitude (Deg-Min- Sec)	TotalCost (InLacs)	Site Photo
							Forestry	Ha	0.1525	0.300			0.046	
							Horticulture	Ha	0.22634	0.000			0.000	
	6587	kaḍūrarēvaṇagaḍa		69	1ḡ+2	Machinery	SoilMoistureConservation	TCB	Ha	0.1104	1.99	14.584	75.614	0.220
							WasteWair	No	0.050	2			0.100	
							Forestry	Ha	0.1525	0.300			0.046	
							Horticulture	Ha	0.22634	0.000			0.000	
	6588	kaḍūraharihara		69	1ḡ+2	Machinery	SoilMoistureConservation	TCB	Ha	0.1104	0.53	14.584	75.614	0.059
							WasteWair	No	0.050	2			0.100	
							Forestry	Ha	0.1525	0.300			0.046	
							Horticulture	Ha	0.22634	0.000			0.000	
	6589	kaḍūramōhanakumāra		69	1ḡ+2	Machinery	SoilMoistureConservation	TCB	Ha	0.1104	0.59	14.584	75.614	0.065
							WasteWair	No	0.050	1			0.050	
							Forestry	Ha	0.1525	0.200			0.031	
							Horticulture	Ha	0.22634	0.000			0.000	
	6590	Kuḍagōladyāmavvakōmḷaṭṭeppa		69	3ḡ	Machinery	SoilMoistureConservation	TCB	Ha	0.1104	0.16	14.584	75.614	0.018
							WasteWair	No	0.050	2			0.100	
							Forestry	Ha	0.1525	0.300			0.046	
							Horticulture	Ha	0.22634	0.000			0.000	
	6591	kaḍūraḷra		69	4	Machinery	SoilMoistureConservation	TCB	Ha	0.1104	1.2	14.584	75.614	0.132
							WasteWair	No	0.050	2			0.100	
							Forestry	Ha	0.1525	0.300			0.046	
							Horticulture	Ha	0.22634	0.000			0.000	
	6592	kaḍūraḷra		69	4	Machinery	SoilMoistureConservation	TCB	Ha	0.1104	1.2	14.584	75.614	0.132
							WasteWair	No	0.050	2			0.100	
							Forestry	Ha	0.1525	0.300			0.046	
							Horticulture	Ha	0.22634	0.000			0.000	
	6593	kaḍūrabasavarāja		69	4	Machinery	SoilMoistureConservation	TCB	Ha	0.1104	0.88	14.584	75.614	0.097
							WasteWair	No	0.050	2			0.100	
							Forestry	Ha	0.1525	0.300			0.046	
							Horticulture	Ha	0.22634	0.400			0.091	
	6594	nēsviḍēvēṇḍra		69	5	Machinery	SoilMoistureConservation	TCB	Ha	0.1104	0.8	14.584	75.614	0.088
							WasteWair	No	0.050	3			0.150	
							Forestry	Ha	0.1525	0.300			0.046	
							Horticulture	Ha	0.22634	0.400			0.091	
	6595	antaravallināgēṇḍra		70	1ḡ	Machinery	SoilMoistureConservation	TCB	Ha	0.1104	0.95	14.584	75.614	0.105
							WasteWair	No	0.050	2			0.100	
							Forestry	Ha	0.1525	0.000			0.000	
							Horticulture	Ha	0.22634	0.000			0.000	
	6596	antaravalliguḍḍa		70	1ḡ	Machinery	SoilMoistureConservation	TCB	Ha	0.1104	0.95	14.584	75.614	0.105
							WasteWair	No	0.050	2			0.100	
							Forestry	Ha	0.1525	0.300			0.046	
							Horticulture	Ha	0.22634	0.000			0.000	
	6597	sāvitrākōmḷagadīśakannappaḷavara.		70	2ḡ	Machinery	SoilMoistureConservation	TCB	Ha	0.1104	0.5	14.584	75.614	0.055
							WasteWair	No	0.050	2			0.100	
							Forestry	Ha	0.1525	0.200			0.031	
							Horticulture	Ha	0.22634	0.000			0.000	
	6598	Hāvanūranāgam'makōmḷivappa		70	2ḷ	Machinery	SoilMoistureConservation	TCB	Ha	0.1104	0.9	14.584	75.614	0.099

								WasteWair	No	0.050	2			0.100
								Forestry	Ha	0.1525	0.000			0.000
								Horticulture	Ha	0.22634	0.000			0.000
	6599	hāvanūramañappa		70	2cā	Machinery	SoilMoistureConservation	TCB	Ha	0.1104	0.8	14.584	75.614	0.088
								WasteWair	No	0.050	2			0.100



VillageName	Farmer Code	FarmerName	Aadhar Card No	Survey Number	RateType(Manually /Machine ry)	ActivityType(SoilMoistureCo nservationActivity/Water HarvestingActivity)	ActivityName	Unit	UnitCost( InLakhs.)	Proposed Quantity	Latitude( Deg-Min- Sec)	Longitude (Deg-Min- Sec)	TotalCost (InLacs)	Site Photo
							Forestry	Ha	0.1525	0.000			0.000	
							Horticulture	Ha	0.22634	0.000			0.000	
	6600	hāvanūraganēśappa		70	2೧	Machinery	SoilMoistureConservation	TCB	Ha	0.1104	0.5	14.584	75.614	0.055
							WasteWair	No	0.050	2			0.100	
							Forestry	Ha	0.1525	0.000			0.000	
							Horticulture	Ha	0.22634	0.000			0.000	
	6601	Bēvinaha  ijamālasāba		71	2೨	Machinery	SoilMoistureConservation	TCB	Ha	0.1104	1.2	14.584	75.614	0.132
							WasteWair	No	0.050	3			0.150	
							Forestry	Ha	0.1525	0.200			0.031	
							Horticulture	Ha	0.22634	0.000			0.000	
	6602	bēvinaha  imakhabullahmada		71	2೧	Machinery	SoilMoistureConservation	TCB	Ha	0.1104	1.29	14.584	75.614	0.142
							WasteWair	No	0.050	3			0.150	
							Forestry	Ha	0.1525	0.300			0.046	
							Horticulture	Ha	0.22634	0.000			0.000	
	6603	kannappa avarajagadīśa		71	1	Machinery	SoilMoistureConservation	TCB	Ha	0.1104	1.06	14.584	75.614	0.117
							WasteWair	No	0.050	2			0.100	
							Forestry	Ha	0.1525	0.300			0.046	
							Horticulture	Ha	0.22634	0.000			0.000	
	6604	kannappa avarajagadīśa		71	3	Machinery	SoilMoistureConservation	TCB	Ha	0.1104	1.06	14.584	75.614	0.117
							WasteWair	No	0.050	2			0.100	
							Forestry	Ha	0.1525	0.200			0.031	
							Horticulture	Ha	0.22634	0.200			0.045	
	6605	kannappa avarabhīmappa		72	1೧	Machinery	SoilMoistureConservation	TCB	Ha	0.1104	0.7	14.584	75.614	0.077
							WasteWair	No	0.050	1			0.050	
							Forestry	Ha	0.1525	0.200			0.031	
							Horticulture	Ha	0.22634	0.000			0.000	
	6606	kannappa avarabasavarāja		72	1೨	Machinery	SoilMoistureConservation	TCB	Ha	0.1104	0.7	14.584	75.614	0.077
							WasteWair	No	0.050	1			0.050	
							Forestry	Ha	0.1525	0.200			0.031	
							Horticulture	Ha	0.22634	0.000			0.000	
	6607	kannappa avaramaṅappa		72	1೨	Machinery	SoilMoistureConservation	TCB	Ha	0.1104	0.7	14.584	75.614	0.077
							WasteWair	No	0.050	1			0.050	
							Forestry	Ha	0.1525	0.000			0.000	
							Horticulture	Ha	0.22634	0.000			0.000	
	6608	kannappa avaraujjappa		72	1೧	Machinery	SoilMoistureConservation	TCB	Ha	0.1104	0.69	14.584	75.614	0.076
							WasteWair	No	0.050	2			0.100	
							Forestry	Ha	0.1525	0.200			0.031	
							Horticulture	Ha	0.22634	0.000			0.000	
	6609	tajamullākhānatandemardānakhānāpathāna.		72	2	Machinery	SoilMoistureConservation	TCB	Ha	0.1104	0.4	14.584	75.614	0.044
							WasteWair	No	0.050	2			0.100	
							Forestry	Ha	0.1525	0.200			0.031	
							Horticulture	Ha	0.22634	0.000			0.000	
	6610	Bēvinaha  imahmadagaususāba		72	3	Machinery	SoilMoistureConservation	TCB	Ha	0.1104	0.8	14.584	75.614	0.088
							WasteWair	No	0.050	2			0.100	
							Forestry	Ha	0.1525	0.200			0.031	
							Horticulture	Ha	0.22634	0.400			0.091	
	6611	tajamullākhānāpathāna.		72	4	Machinery	SoilMoistureConservation	TCB	Ha	0.1104	0.51	14.584	75.614	0.056

							WasteWair	No	0.050	2			0.100	
							Forestry	Ha	0.1525	0.200			0.031	
							Horticulture	Ha	0.22634	0.000			0.000	
6612	Antaravalliguddappa			116	1	Machinery	SoilMoistureConservation	TCB	Ha	0.1104	1.68	14.584	75.614	0.185
							WasteWair	No	0.050	2			0.100	

VillageName	Farmer Code	FarmerName	Aadhar Card No	Survey Number	RateType(Manually /Machine ry)	ActivityType(SoilMoistureCo nservationActivity/Water HarvestingActivity)	ActivityName	Unit	UnitCost( InLakhs.)	Proposed Quantity	Latitude( Deg-Min- Sec)	Longitude (Deg-Min- Sec)	TotalCost (InLacs)	Site Photo
							Forestry	Ha	0.1525	0.300			0.046	
							Horticulture	Ha	0.22634	0.000			0.000	
	6613	muddappaļavarasuļilavva		116	120	Machinery	SoilMoistureConservation	TCB	Ha	0.1104	0.39	14.584	75.614	0.043
							WasteWair	No	0.050	1			0.050	
							Forestry	Ha	0.1525	0.000			0.000	
							Horticulture	Ha	0.22634	0.000			0.000	
	6614	muddappaļavaraniļavva		116	120	Machinery	SoilMoistureConservation	TCB	Ha	0.1104	0.39	14.584	75.614	0.043
							WasteWair	No	0.050	1			0.050	
							Forestry	Ha	0.1525	0.000			0.000	
							Horticulture	Ha	0.22634	0.000			0.000	
	6615	muddappaļavarabasaliņgappa		116	120	Machinery	SoilMoistureConservation	TCB	Ha	0.1104	0.39	14.584	75.614	0.043
							WasteWair	No	0.050	1			0.050	
							Forestry	Ha	0.1525	0.000			0.000	
							Horticulture	Ha	0.22634	0.000			0.000	
	6616	siddappatanderāmappakasavāļa.		116	209+220	Machinery	SoilMoistureConservation	TCB	Ha	0.1104	1.64	14.584	75.614	0.181
							WasteWair	No	0.050	2			0.100	
							Forestry	Ha	0.1525	0.300			0.046	
							Horticulture	Ha	0.22634	0.000			0.000	
	6617	Aņņappatanderāmappakasavāļa.		116	209+220	Machinery	SoilMoistureConservation	TCB	Ha	0.1104	1.63	14.584	75.614	0.180
							WasteWair	No	0.050	3			0.150	
							Forestry	Ha	0.1525	0.300			0.046	
							Horticulture	Ha	0.22634	0.000			0.000	
	6618	Baņakārabasavarāja		117	109	Machinery	SoilMoistureConservation	TCB	Ha	0.1104	1.1	14.584	75.614	0.121
							WasteWair	No	0.050	2			0.100	
							Forestry	Ha	0.1525	0.300			0.046	
							Horticulture	Ha	0.22634	0.000			0.000	
	6619	Mākanūramuddeppa		117	109	Machinery	SoilMoistureConservation	TCB	Ha	0.1104	1.1	14.584	75.614	0.121
							WasteWair	No	0.050	2			0.100	
							Forestry	Ha	0.1525	0.300			0.046	
							Horticulture	Ha	0.22634	0.000			0.000	
	6620	muddappaļavaraśiđhara		117	120	Machinery	SoilMoistureConservation	TCB	Ha	0.1104	1.12	14.584	75.614	0.124
							WasteWair	No	0.050	2			0.100	
							Forestry	Ha	0.1525	0.200			0.031	
							Horticulture	Ha	0.22634	0.000			0.000	
	6621	muddappaļavaraśiđdappa		117	2	Machinery	SoilMoistureConservation	TCB	Ha	0.1104	1.33	14.584	75.614	0.147
							WasteWair	No	0.050	2			0.100	
							Forestry	Ha	0.1525	0.300			0.046	
							Horticulture	Ha	0.22634	0.000			0.000	
	6622	muddappaļavaraśiđdappa		117	3	Machinery	SoilMoistureConservation	TCB	Ha	0.1104	1.12	14.584	75.614	0.124
							WasteWair	No	0.050	2			0.100	
							Forestry	Ha	0.1525	0.300			0.046	
							Horticulture	Ha	0.22634	0.000			0.000	
	6623	muddappaļavaramāđēvakka		117	4	Machinery	SoilMoistureConservation	TCB	Ha	0.1104	0.83	14.584	75.614	0.092
							WasteWair	No	0.050	2			0.100	
							Forestry	Ha	0.1525	0.300			0.046	
							Horticulture	Ha	0.22634	0.000			0.000	
	6624	kađūracannabasavvakōmsiđdhappa		118	1	Machinery	SoilMoistureConservation	TCB	Ha	0.1104	1.37	14.584	75.614	0.151

							WasteWair	No	0.050	3			0.150	
							Forestry	Ha	0.1525	0.300			0.046	
							Horticulture	Ha	0.22634	0.000			0.000	
	6625	kaḍūraśiddappa		118	1	Machinery	SoilMoistureConservation	TCB	Ha	0.1104	0.67	14.584	75.614	0.074
							WasteWair	No	0.050	2			0.100	

VillageName	Farmer Code	FarmerName	Aadhar Card No	Survey Number	RateType(Manually /Machine ry)	ActivityType(SoilMoistureCo nservationActivity/Water HarvestingActivity)	ActivityName	Unit	UnitCost( InLakhs.)	Proposed Quantity	Latitude( Deg-Min- Sec)	Longitude (Deg-Min- Sec)	TotalCost (InLacs)	Site Photo
							Forestry	Ha	0.1525	0.200			0.031	
							Horticulture	Ha	0.22634	0.000			0.000	
	6626	kaḍūraśiddappa		118	1	Machinery	SoilMoistureConservation	TCB	Ha	0.1104	0.67	14.584	75.614	0.074
							WasteWair	No	0.050	2			0.100	
							Forestry	Ha	0.1525	0.200			0.031	
							Horticulture	Ha	0.22634	0.000			0.000	
	6627	kuḍagōladyāmavvakōmjaṭṭeppa		118	2	Machinery	SoilMoistureConservation	TCB	Ha	0.1104	2.49	14.584	75.614	0.275
							WasteWair	No	0.050	3			0.150	
							Forestry	Ha	0.1525	0.800			0.122	
							Horticulture	Ha	0.22634	0.000			0.000	
	6628	kaḍūraśiddappa		118	2	Machinery	SoilMoistureConservation	TCB	Ha	0.1104	0.13	14.584	75.614	0.014
							WasteWair	No	0.050	0			0.000	
							Forestry	Ha	0.1525	0.000			0.000	
							Horticulture	Ha	0.22634	0.000			0.000	
	6629	kuḍagōlabasavarāja		118	3	Machinery	SoilMoistureConservation	TCB	Ha	0.1104	2.33	14.584	75.614	0.257
							WasteWair	No	0.050	3			0.150	
							Forestry	Ha	0.1525	0.300			0.046	
							Horticulture	Ha	0.22634	0.000			0.000	
	6630	yaśōdhakōmbasavarāja.Kuḍagōla..		119	1	Machinery	SoilMoistureConservation	TCB	Ha	0.1104	1.74	14.584	75.614	0.192
							WasteWair	No	0.050	3			0.150	
							Forestry	Ha	0.1525	0.300			0.046	
							Horticulture	Ha	0.22634	0.000			0.000	
	6631	Kuḍagōladyāmavvakōmjaṭṭeppa		119	2	Machinery	SoilMoistureConservation	TCB	Ha	0.1104	1.46	14.584	75.614	0.161
							WasteWair	No	0.050	2			0.100	
							Forestry	Ha	0.1525	0.000			0.000	
							Horticulture	Ha	0.22634	0.000			0.000	
	6632	kaḍūrasōmappa		119	3	Machinery	SoilMoistureConservation	TCB	Ha	0.1104	0.51	14.584	75.614	0.056
							WasteWair	No	0.050	2			0.100	
							Forestry	Ha	0.1525	0.200			0.031	
							Horticulture	Ha	0.22634	0.000			0.000	
	6633	kaḍūrabasappa		119	4	Machinery	SoilMoistureConservation	TCB	Ha	0.1104	0.51	14.584	75.614	0.056
							WasteWair	No	0.050	1			0.050	
							Forestry	Ha	0.1525	0.000			0.000	
							Horticulture	Ha	0.22634	0.000			0.000	
	6634	kaḍūrapārvatevvakōmśāṅkrappa		119	5	Machinery	SoilMoistureConservation	TCB	Ha	0.1104	1.02	14.584	75.614	0.113
							WasteWair	No	0.050	2			0.100	
							Forestry	Ha	0.1525	0.200			0.031	
							Horticulture	Ha	0.22634	0.000			0.000	
	6635	kaḍūrabhīmappa		120	1	Machinery	SoilMoistureConservation	TCB	Ha	0.1104	2	14.584	75.614	0.221
							WasteWair	No	0.050	3			0.150	
							Forestry	Ha	0.1525	0.000			0.000	
							Horticulture	Ha	0.22634	0.000			0.000	
	6636	hirēbidariprakāśa		120	2	Machinery	SoilMoistureConservation	TCB	Ha	0.1104	2.72	14.584	75.614	0.300
							WasteWair	No	0.050	3			0.150	
							Forestry	Ha	0.1525	0.000			0.000	
							Horticulture	Ha	0.22634	0.000			0.000	
	6637	kaḍūranāgappa		120	2	Machinery	SoilMoistureConservation	TCB	Ha	0.1104	2.1	14.584	75.614	0.232

								WasteWair	No	0.050	0			0.000
								Forestry	Ha	0.1525	0.000			0.000
								Horticulture	Ha	0.22634	0.000			0.000
	6638	kađūrasōmappabinbasanagauda		120	1e+12	Machinery	SoilMoistureConservation	TCB	Ha	0.1104	0.6	14.584	75.614	0.066
								WasteWair	No	0.050	2			0.100

VillageName	Farmer Code	FarmerName	Aadhar Card No	Survey Number	RateType(Manually /Machine ry)	ActivityType(SoilMoistureCo nservationActivity/Water HarvestingActivity)	ActivityName	Unit	UnitCost( InLakhs.)	Proposed Quantity	Latitude( Deg-Min- Sec)	Longitude (Deg-Min- Sec)	TotalCost (InLacs)	Site Photo
							Forestry	Ha	0.1525	0.000			0.000	
							Horticulture	Ha	0.22634	0.000			0.000	
	6639	kaḍūranāgappa		120	2೨+2೪	Machinery	SoilMoistureConservation	TCB	Ha	0.1104	2.1	14.584	75.614	0.232
							WasteWair	No	0.050	2			0.100	
							Forestry	Ha	0.1525	0.200			0.031	
							Horticulture	Ha	0.22634	0.000			0.000	
	6640	kaḍūrurudrappabinbasanagaḍa		120	3	Machinery	SoilMoistureConservation	TCB	Ha	0.1104	0.66	14.584	75.614	0.073
							WasteWair	No	0.050	1			0.050	
							Forestry	Ha	0.1525	0.000			0.000	
							Horticulture	Ha	0.22634	0.000			0.000	
	6641	kaḍūraśivappabinbasanagaḍa		120	4	Machinery	SoilMoistureConservation	TCB	Ha	0.1104	0.6	14.584	75.614	0.066
							WasteWair	No	0.050	1			0.050	
							Forestry	Ha	0.1525	0.200			0.031	
							Horticulture	Ha	0.22634	0.000			0.000	
	6642	kaḍūrapuṭṭappabinbasanagaḍa		120	5	Machinery	SoilMoistureConservation	TCB	Ha	0.1104	0.6	14.584	75.614	0.066
							WasteWair	No	0.050	2			0.100	
							Forestry	Ha	0.1525	0.200			0.031	
							Horticulture	Ha	0.22634	0.000			0.000	
	6643	kaḍūranāgappabinbasanagaḍa		120	6	Machinery	SoilMoistureConservation	TCB	Ha	0.1104	0.6	14.584	75.614	0.066
							WasteWair	No	0.050	0			0.000	
							Forestry	Ha	0.1525	0.000			0.000	
							Horticulture	Ha	0.22634	0.000			0.000	
	6644	kaḍūrakarabasappabinbasanagaḍa		120	7	Machinery	SoilMoistureConservation	TCB	Ha	0.1104	0.2	14.584	75.614	0.022
							WasteWair	No	0.050	0			0.000	
							Forestry	Ha	0.1525	0.000			0.000	
							Horticulture	Ha	0.22634	0.000			0.000	
	6645	kambaliśaṅkreppa		121	3೉	Machinery	SoilMoistureConservation	TCB	Ha	0.1104	0.9	14.584	75.614	0.099
							WasteWair	No	0.050	2			0.100	
							Forestry	Ha	0.1525	0.200			0.031	
							Horticulture	Ha	0.22634	0.000			0.000	
	6646	kambaliśaṅkarappa		121	3೧	Machinery	SoilMoistureConservation	TCB	Ha	0.1104	0.9	14.584	75.614	0.099
							WasteWair	No	0.050	2			0.100	
							Forestry	Ha	0.1525	0.000			0.000	
							Horticulture	Ha	0.22634	0.000			0.000	
	6647	lalitavva.Kōmrēvanasiddappa.Kambali..		121	1	Machinery	SoilMoistureConservation	TCB	Ha	0.1104	0.89	14.584	75.614	0.098
							WasteWair	No	0.050	2			0.100	
							Forestry	Ha	0.1525	0.000			0.000	
							Horticulture	Ha	0.22634	0.000			0.000	
	6648	Basavarājatandemuppanṇahonnaḷi.		121	2	Machinery	SoilMoistureConservation	TCB	Ha	0.1104	0.95	14.584	75.614	0.105
							WasteWair	No	0.050	2			0.100	
							Forestry	Ha	0.1525	0.300			0.046	
							Horticulture	Ha	0.22634	0.000			0.000	
	6649	Hullattiṛēśa		121	4	Machinery	SoilMoistureConservation	TCB	Ha	0.1104	0.75	14.584	75.614	0.083
							WasteWair	No	0.050	0			0.000	
							Forestry	Ha	0.1525	0.000			0.000	
							Horticulture	Ha	0.22634	0.000			0.000	
	6650	surēśatandeliṅgappahullatti.		121	5	Machinery	SoilMoistureConservation	TCB	Ha	0.1104	2	14.584	75.614	0.221

							WasteWair	No	0.050	3			0.150	
							Forestry	Ha	0.1525	0.300			0.046	
							Horticulture	Ha	0.22634	0.000			0.000	
	6651	Bāgilavaraśiddappa		122	6௭	Machinery	SoilMoistureConservation	TCB	Ha	0.1104	2.05	14.584	75.614	0.226
							WasteWair	No	0.050	3			0.150	



VillageName	Farmer Code	FarmerName	Aadhar Card No	Survey Number	RateType(Manually /Machine ry)	ActivityType(SoilMoistureCo nservationActivity/Water HarvestingActivity)	ActivityName	Unit	UnitCost( InLakhs.)	Proposed Quantity	Latitude( Deg-Min- Sec)	Longitude (Deg-Min- Sec)	TotalCost (InLacs)	Site Photo
							Forestry	Ha	0.1525	0.000			0.000	
							Horticulture	Ha	0.22634	0.000			0.000	
	6652	kambaġimālatēša		122	623	Machinery	SoilMoistureConservation	TCB	Ha	0.1104	0.4	14.584	75.614	0.044
							WasteWair	No	0.050	1			0.050	
							Forestry	Ha	0.1525	0.000			0.000	
							Horticulture	Ha	0.22634	0.000			0.000	
	6653	bāgalaurphbāgaladavarasušġlavvakōrhkar		122	1	Machinery	SoilMoistureConservation	TCB	Ha	0.1104	0.92	14.584	75.614	0.102
							WasteWair	No	0.050	2			0.100	
							Forestry	Ha	0.1525	0.100			0.015	
							Horticulture	Ha	0.22634	0.000			0.000	
	6654	Kambaġiravikumāra		122	2	Machinery	SoilMoistureConservation	TCB	Ha	0.1104	0.36	14.584	75.614	0.040
							WasteWair	No	0.050	0			0.000	
							Forestry	Ha	0.1525	0.000			0.000	
							Horticulture	Ha	0.22634	0.000			0.000	
	6655	basavarāġatandemuppanṇahonnaġi.		122	3	Machinery	SoilMoistureConservation	TCB	Ha	0.1104	0.75	14.584	75.614	0.083
							WasteWair	No	0.050	1			0.050	
							Forestry	Ha	0.1525	0.000			0.000	
							Horticulture	Ha	0.22634	0.000			0.000	
	6656	Kambaġiśaṅkrappa		122	4	Machinery	SoilMoistureConservation	TCB	Ha	0.1104	0.34	14.584	75.614	0.038
							WasteWair	No	0.050	1			0.050	
							Forestry	Ha	0.1525	0.000			0.000	
							Horticulture	Ha	0.22634	0.000			0.000	
	6657	kambaġiśaṅkrappa		122	5	Machinery	SoilMoistureConservation	TCB	Ha	0.1104	1.09	14.584	75.614	0.120
							WasteWair	No	0.050	2			0.100	
							Forestry	Ha	0.1525	0.300			0.046	
							Horticulture	Ha	0.22634	0.000			0.000	
	6658	kambaġiśaṅkrappa		122	5	Machinery	SoilMoistureConservation	TCB	Ha	0.1104	1.37	14.584	75.614	0.151
							WasteWair	No	0.050	3			0.150	
							Forestry	Ha	0.1525	0.000			0.000	
							Horticulture	Ha	0.22634	0.000			0.000	
	6659	kambaġiravikumāra		123	1	Machinery	SoilMoistureConservation	TCB	Ha	0.1104	1.08	14.584	75.614	0.119
							WasteWair	No	0.050	2			0.100	
							Forestry	Ha	0.1525	0.800			0.122	
							Horticulture	Ha	0.22634	0.000			0.000	
	6660	kambaġiśaṅkrappa		123	2	Machinery	SoilMoistureConservation	TCB	Ha	0.1104	1.17	14.584	75.614	0.129
							WasteWair	No	0.050	2			0.100	
							Forestry	Ha	0.1525	0.000			0.000	
							Horticulture	Ha	0.22634	0.000			0.000	
	6661	kambaġirēvanasiddappa		123	3	Machinery	SoilMoistureConservation	TCB	Ha	0.1104	2.49	14.584	75.614	0.275
							WasteWair	No	0.050	2			0.100	
							Forestry	Ha	0.1525	0.000			0.000	
							Horticulture	Ha	0.22634	0.000			0.000	
	6662	kambaġimālatēša		123	4	Machinery	SoilMoistureConservation	TCB	Ha	0.1104	0.28	14.584	75.614	0.031
							WasteWair	No	0.050	2			0.100	
							Forestry	Ha	0.1525	0.300			0.046	
							Horticulture	Ha	0.22634	0.000			0.000	
	6663	kambaġimālatēša		123	4	Machinery	SoilMoistureConservation	TCB	Ha	0.1104	1.95	14.584	75.614	0.215

								WasteWair	No	0.050	0			0.000
								Forestry	Ha	0.1525	0.000			0.000
								Horticulture	Ha	0.22634	0.000			0.000
	6664	kambalimālatēśabinkubērappa		123	4	Machinery	SoilMoistureConservation	TCB	Ha	0.1104	0.5	14.584	75.614	0.055
								WasteWair	No	0.050	1			0.050

VillageName	Farmer Code	FarmerName	Aadhar Card No	Survey Number	RateType(Manually /Machine ry)	ActivityType(SoilMoistureCo nservationActivity/Water HarvestingActivity)	ActivityName	Unit	UnitCost( InLakhs.)	Proposed Quantity	Latitude( Deg-Min- Sec)	Longitude (Deg-Min- Sec)	TotalCost (InLacs)	Site Photo
							Forestry	Ha	0.1525	0.000			0.000	
							Horticulture	Ha	0.22634	0.000			0.000	
	6665	kambalimafjappa		124	1	Machinery	SoilMoistureConservation	TCB	Ha	0.1104	2.12	14.584	75.614	0.234
							WasteWair	No	0.050	2			0.100	
							Forestry	Ha	0.1525	0.000			0.000	
							Horticulture	Ha	0.22634	0.000			0.000	
	6666	Cikkeruraanandanayka		124	2	Machinery	SoilMoistureConservation	TCB	Ha	0.1104	2.2	14.584	75.614	0.243
							WasteWair	No	0.050	0			0.000	
							Forestry	Ha	0.1525	0.000			0.000	
							Horticulture	Ha	0.22634	0.000			0.000	
	6667	cikkērasudhīndranāyka		124	3	Machinery	SoilMoistureConservation	TCB	Ha	0.1104	2.2	14.584	75.614	0.243
							WasteWair	No	0.050	0			0.000	
							Forestry	Ha	0.1525	0.000			0.000	
							Horticulture	Ha	0.22634	0.000			0.000	
	6668	biṣṭannanavarairappa		125	1	Machinery	SoilMoistureConservation	TCB	Ha	0.1104	1.6	14.584	75.614	0.177
							WasteWair	No	0.050	2			0.100	
							Forestry	Ha	0.1525	0.000			0.000	
							Horticulture	Ha	0.22634	0.000			0.000	
	6669	biṣṭannanavaramallappa		125	2	Machinery	SoilMoistureConservation	TCB	Ha	0.1104	1.6	14.584	75.614	0.177
							WasteWair	No	0.050	2			0.100	
							Forestry	Ha	0.1525	0.000			0.000	
							Horticulture	Ha	0.22634	0.000			0.000	
	6670	paramēṣabiṣṭannanavara.		125	3	Machinery	SoilMoistureConservation	TCB	Ha	0.1104	1.59	14.584	75.614	0.176
							WasteWair	No	0.050	2			0.100	
							Forestry	Ha	0.1525	0.300			0.046	
							Horticulture	Ha	0.22634	0.000			0.000	
	6671	Biṣṭannanavaraguruṣāntappa		125	4	Machinery	SoilMoistureConservation	TCB	Ha	0.1104	1.55	14.584	75.614	0.171
							WasteWair	No	0.050	3			0.150	
							Forestry	Ha	0.1525	0.300			0.046	
							Horticulture	Ha	0.22634	0.000			0.000	
	6672	biṣṭannanavarajetteppa		125	5	Machinery	SoilMoistureConservation	TCB	Ha	0.1104	1.8	14.584	75.614	0.199
							WasteWair	No	0.050	2			0.100	
							Forestry	Ha	0.1525	0.300			0.046	
							Horticulture	Ha	0.22634	0.000			0.000	
	6673	kambaliūmā		126	1	Machinery	SoilMoistureConservation	TCB	Ha	0.1104	1.74	14.584	75.614	0.192
							WasteWair	No	0.050	3			0.150	
							Forestry	Ha	0.1525	0.300			0.046	
							Horticulture	Ha	0.22634	0.000			0.000	
	6674	kambaliḡuttappa		126	2	Machinery	SoilMoistureConservation	TCB	Ha	0.1104	1.74	14.584	75.614	0.192
							WasteWair	No	0.050	3			0.150	
							Forestry	Ha	0.1525	0.000			0.000	
							Horticulture	Ha	0.22634	0.000			0.000	
	6675	kambaliṣāradam'ma		126	3	Machinery	SoilMoistureConservation	TCB	Ha	0.1104	3.47	14.584	75.614	0.383
							WasteWair	No	0.050	0			0.000	
							Forestry	Ha	0.1525	0.000			0.000	
							Horticulture	Ha	0.22634	0.000			0.000	
	6676	kambaliniḡappa		127	*	Machinery	SoilMoistureConservation	TCB	Ha	0.1104	9.59	14.584	75.614	1.059

								WasteWair	No	0.050	3			0.150
								Forestry	Ha	0.1525	1.000			0.153
								Horticulture	Ha	0.22634	0.000			0.000
	6677	baṅakāraurphamākanūrabasavarāja		111	1	Machinery	SoilMoistureConservation	TCB	Ha	0.1104	1.32	14.584	75.614	0.146
								RubbleCheck	No	0.750	1			0.750

VillageName	Farmer Code	FarmerName	Aadhar Card No	Survey Number	RateType(Manually /Machine ry)	ActivityType(SoilMoistureCo nservationActivity/Water HarvestingActivity)	ActivityName	Unit	UnitCost( InLakhs.)	Proposed Quantity	Latitude( Deg-Min- Sec)	Longitude (Deg-Min- Sec)	TotalCost (InLacs)	Site Photo
							Forestry	Ha	0.1525	0.300			0.046	
							Horticulture	Ha	0.22634	0.000			0.000	
	6678	nandihaliumādēvi		111	2	Machinery	SoilMoistureConservation	TCB	Ha	0.1104	2.44	14.584	75.614	0.269
							WasteWair	No	0.050	2			0.100	
							Forestry	Ha	0.1525	0.000			0.000	
							LRRS	No	2.500	1			2.500	
	6679	muddappaļavarasōmappa		111	3	Machinery	SoilMoistureConservation	TCB	Ha	0.1104	0.59	14.584	75.614	0.065
							WasteWair	No	0.050	1			0.050	
							Forestry	Ha	0.1525	0.200			0.031	
							Horticulture	Ha	0.22634	0.000			0.000	
	6680	muddappaļavarasōmappa		111	3	Machinery	SoilMoistureConservation	TCB	Ha	0.1104	0.59	14.584	75.614	0.065
							WasteWair	No	0.050	1			0.050	
							Forestry	Ha	0.1525	0.200			0.031	
							Horticulture	Ha	0.22634	0.000			0.000	
	6681	muddappaļavaramāhadēvappa		111	4	Machinery	SoilMoistureConservation	TCB	Ha	0.1104	0.58	14.584	75.614	0.064
							WasteWair	No	0.050	1			0.050	
							Forestry	Ha	0.1525	0.200			0.031	
							Horticulture	Ha	0.22634	0.000			0.000	
	6682	muddappaļavaramāhadēvappa		111	4	Machinery	SoilMoistureConservation	TCB	Ha	0.1104	0.58	14.584	75.614	0.064
							WasteWair	No	0.050	2			0.100	
							Forestry	Ha	0.1525	0.000			0.000	
							Horticulture	Ha	0.22634	0.000			0.000	
	6683	Umēšappamuddappaļavara.		111	5	Machinery	SoilMoistureConservation	TCB	Ha	0.1104	0.59	14.584	75.614	0.065
							WasteWair	No	0.050	1			0.050	
							Forestry	Ha	0.1525	0.000			0.000	
							Horticulture	Ha	0.22634	0.000			0.000	
	6684	Ramēšamuddappaļavara.		111	6	Machinery	SoilMoistureConservation	TCB	Ha	0.1104	0.58	14.584	75.614	0.064
							WasteWair	No	0.050	2			0.100	
							Forestry	Ha	0.1525	0.200			0.031	
							Horticulture	Ha	0.22634	0.000			0.000	

**[Chapter-IV]4.4DetailsofProposedSoilMoistureConservationandWaterHarvestingActivities Ranebennur4D4C5T2e**

VillageName	Farmer Code	FarmerName	Aadhar Card No	Survey Number	RateType(Manually /Machine ry)	ActivityType(SoilMoistureCo nservationActivity/Water HarvestingActivity)	ActivityName	Unit	UnitCost( InLakhs.)	Proposed Quantity	Latitude( Deg-Min- Sec)	Longitude (Deg-Min- Sec)	TotalCost (InLacs)	Site Photo
Ranebennur	6685	majjagisiivappa		62	1	Machinery	SoilMoistureConservation	TCB	Ha	0.05741	0.4300	14.6909	75.614	0.025
4D4C5T2e							WasteWair	No	0.050	1				0.050
							Forestry	Ha	0.15250	0.000				0.000
							Horticulture	Ha	0.22634	0.000				0.000
4D4C5T2e	6686	ratnākōmbasavarājaurphabasappaōlēkārav		62	2	Machinery	SoilMoistureConservation	TCB	Ha	0.05741	0.1300	14.6909	75.614	0.007
							WasteWair	No	0.050	1				0.050
							Forestry	Ha	0.15250	0.000				0.000
							Horticulture	Ha	0.22634	0.000				0.000
	6687	Aḍiveppanavaraśiddappa		62	3A+3B	Machinery	SoilMoistureConservation	TCB	Ha	0.05741	0.2000	14.6909	75.614	0.011
							WasteWair	No	0.050	1				0.050
							Forestry	Ha	0.15250	0.000				0.000
							Horticulture	Ha	0.22634	2.000				0.453
	6688	Cauḍavvakōmallappahḷadahaḷḷi.		62	4	Machinery	SoilMoistureConservation	TCB	Ha	0.05741	0.2000	14.6909	75.614	0.011
							WasteWair	No	0.050	1				0.050
							Forestry	Ha	0.15250	0.000				0.000
							Horticulture	Ha	0.22634	1.000				0.226
	6689	Ke.Śivaliṅgappatande.Putṭappa.		62	5	Machinery	SoilMoistureConservation	TCB	Ha	0.05741	0.1300	14.6909	75.614	0.007
							WasteWair	No	0.050	1				0.050
							Forestry	Ha	0.15250	0.000				0.000
							Horticulture	Ha	0.22634	2.000				0.453
	6690	Vāṅikōmkarabasappapāṭṭiḷa.		62	6	Machinery	SoilMoistureConservation	TCB	Ha	0.05741	0.1300	14.6909	75.614	0.007
							WasteWair	No	0.050	1				0.050
							Forestry	Ha	0.15250	0.000				0.000
							Horticulture	Ha	0.22634	2.000				0.453
	6691	Majjagisahadēvappamaḷḷappa		62	7	Machinery	SoilMoistureConservation	TCB	Ha	0.05741	0.4300	14.6909	75.614	0.025
							WasteWair	No	0.050	1				0.050
							Forestry	Ha	0.15250	0.000				0.000
							Horticulture	Ha	0.22634	2.000				0.453
	6692	mākanūraaśōka		63	1	Machinery	SoilMoistureConservation	TCB	Ha	0.05741	0.6100	14.6909	75.614	0.035
							WasteWair	No	0.050	1				0.050
							Forestry	Ha	0.15250	0.000				0.000
							Horticulture	Ha	0.22634	2.000				0.453
	6693	mākanūramālākōmśivarudrappa		63	2	Machinery	SoilMoistureConservation	TCB	Ha	0.05741	0.5700	14.6909	75.614	0.033
							WasteWair	No	0.050	1				0.050
							Forestry	Ha	0.15250	0.000				0.000
							Horticulture	Ha	0.22634	0.000				0.000
	6694	mākanūravirupākśappabincanabasappa		63	4	Machinery	SoilMoistureConservation	TCB	Ha	0.05741	0.5200	14.6909	75.614	0.030
							WasteWair	No	0.050	1				0.050
							Forestry	Ha	0.15250	0.000				0.000
							Horticulture	Ha	0.22634	1.000				0.226
	6695	mākanūracannappabincanabasappa		64	1	Machinery	SoilMoistureConservation	TCB	Ha	0.05741	0.3700	14.6909	75.614	0.021
							WasteWair	No	0.050	1				0.050
							Forestry	Ha	0.15250	0.000				0.000
							Horticulture	Ha	0.22634	1.000				0.226

	6696	yakalāsapuralakṣmappa		64	2	Machinery	SoilMoistureConservation	TCB	Ha	0.05741	0.3600	14.6909	75.614	0.021
								WasteWair	No	0.050	1			0.050
								Forestry	Ha	0.15250	0.000			0.000
								Horticulture	Ha	0.22634	2.000			0.453
	6697	muddibharamappabinmārtāṇḍappa		65	1	Machinery	SoilMoistureConservation	TCB	Ha	0.05741	0.2400	14.6909	75.614	0.014

VillageName	Farmer Code	FarmerName	Aadhar Card No	Survey Number	RateType(Manually /Machine ry)	ActivityType(SoilMoistureConservationActivity/Water HarvestingActivity)	ActivityName	Unit	UnitCost(InLakhs.)	Proposed Quantity	Latitude(Deg-Min-Sec)	Longitude (Deg-Min-Sec)	TotalCost (InLacs)	Site Photo
							WasteWair	No	0.050	1			0.050	
							Forestry	Ha	0.15250	0.000			0.000	
							Horticulture	Ha	0.22634	0.000			0.000	
	6698	gaḍḍadagūḷigirijam'ma		65	2	Machinery	SoilMoistureConservation	TCB	Ha	0.05741	0.5100	14.6909	75.614	0.029
							WasteWair	No	0.050	1			0.050	
							Forestry	Ha	0.15250	0.000			0.000	
							Horticulture	Ha	0.22634	2.000			0.453	
	6699	Lāpōjiurphamanegāraumā		66	1ᵉ	Machinery	SoilMoistureConservation	TCB	Ha	0.05741	0.1000	14.6909	75.614	0.006
							WasteWair	No	0.050	1			0.050	
							Forestry	Ha	0.15250	0.000			0.000	
							Horticulture	Ha	0.22634	0.000			0.000	
	6700	sandīpa.Śivanagaḍa.Pāṭīla.		66	1ᵇ	Machinery	SoilMoistureConservation	TCB	Ha	0.05741	0.2000	14.6909	75.614	0.011
							WasteWair	No	0.050	1			0.050	
							Forestry	Ha	0.15250	0.000			0.000	
							Horticulture	Ha	0.22634	0.000			0.000	
	6701	Śindepravīṇabinajjappa		66	1ᶠ	Machinery	SoilMoistureConservation	TCB	Ha	0.05741	0.5600	14.6909	75.614	0.032
							WasteWair	No	0.050	1			0.050	
							Forestry	Ha	0.15250	0.000			0.000	
							Horticulture	Ha	0.22634	0.000			0.000	
	6702	gaḍḍaraurphapāṭīlacandragauḍa		66	3	Machinery	SoilMoistureConservation	TCB	Ha	0.05741	0.2300	14.6909	75.614	0.013
							WasteWair	No	0.050	1			0.050	
							Forestry	Ha	0.15250	0.000			0.000	
							Horticulture	Ha	0.22634	0.000			0.000	
	6703	gaḍḍaraurphapāṭīlahālanagaḍa		66	3	Machinery	SoilMoistureConservation	TCB	Ha	0.05741	0.2300	14.6909	75.614	0.013
							WasteWair	No	0.050	1			0.050	
							Forestry	Ha	0.15250	0.000			0.000	
							Horticulture	Ha	0.22634	0.000			0.000	
	6704	bīrappatandemārtāṇḍappasālagēri..		66	5	Machinery	SoilMoistureConservation	TCB	Ha	0.05741	0.1300	14.6909	75.614	0.007
							WasteWair	No	0.050	1			0.050	
							Forestry	Ha	0.15250	0.000			0.000	
							Horticulture	Ha	0.22634	0.000			0.000	
	6705	Myādārabharamappa		67	1	Machinery	SoilMoistureConservation	TCB	Ha	0.05741	0.3000	14.6909	75.614	0.017
							WasteWair	No	0.050	1			0.050	
							Forestry	Ha	0.15250	0.000			0.000	
							Horticulture	Ha	0.22634	0.000			0.000	
	6706	kambaḷīśāradam'ma		67	3	Machinery	SoilMoistureConservation	TCB	Ha	0.05741	1.6900	14.6909	75.614	0.097
							WasteWair	No	0.050	1			0.050	
							Forestry	Ha	0.15250	0.000			0.000	
							Horticulture	Ha	0.22634	0.000			0.000	
	6707	nāgappatandekarabasappagūḷaṇṇanavara.		91	1	Machinery	SoilMoistureConservation	TCB	Ha	0.05741	2.2100	14.6909	75.614	0.127
							WasteWair	No	0.050	1			0.050	
							Forestry	Ha	0.15250	0.000			0.000	
							Horticulture	Ha	0.22634	0.000			0.000	
	6708	Nāgappatandekarabasappagūḷaṇṇanavara.		91	2	Machinery	SoilMoistureConservation	TCB	Ha	0.05741	1.3200	14.6909	75.614	0.076
							WasteWair	No	0.050	1			0.050	
							Forestry	Ha	0.15250	0.000			0.000	
							Horticulture	Ha	0.22634	2.000			0.453	



	6709	Nägappatandekarabasappagūlaṅṅanavara.	91	3	Machinery	SoilMoistureConservation	TCB	Ha	0.05741	1.3600	14.6909	75.614	0.078
							WasteWair	No	0.050	1			0.050
							Forestry	Ha	0.15250	0.000			0.000
							Horticulture	Ha	0.22634	2.000			0.453

VillageName	Farmer Code	FarmerName	Aadhar Card No	Survey Number	RateType(Manually /Machine ry)	ActivityType(SoilMoistureConservationActivity/Water HarvestingActivity)	ActivityName	Unit	UnitCost(InLakhs.)	Proposed Quantity	Latitude(Deg-Min-Sec)	Longitude (Deg-Min-Sec)	TotalCost (InLacs)	Site Photo
	6710	Buraḍikaṭṭibasavva		92	1	Machinery	SoilMoistureConservation	TCB	Ha	0.05741	1.2100	14.6909	75.614	0.069
							WasteWair	No	0.050	1				0.050
							Forestry	Ha	0.15250	0.000				0.000
							Horticulture	Ha	0.22634	0.000				0.000
	6711	buraḍikaṭṭināgappa		92	2	Machinery	SoilMoistureConservation	TCB	Ha	0.05741	1.0900	14.6909	75.614	0.063
							WasteWair	No	0.050	1				0.050
							Forestry	Ha	0.15250	0.000				0.000
							Horticulture	Ha	0.22634	2.000				0.453
	6712	gūḷaṅṅanavaraniḷavva		92	3	Machinery	SoilMoistureConservation	TCB	Ha	0.05741	1.2900	14.6909	75.614	0.074
							WasteWair	No	0.050	1				0.050
							Forestry	Ha	0.15250	0.000				0.000
							Horticulture	Ha	0.22634	1.000				0.226
	6713	gauḍaśivaṅṅanavararāju		92	4	Machinery	SoilMoistureConservation	TCB	Ha	0.05741	0.8900	14.6909	75.614	0.051
							WasteWair	No	0.050	1				0.050
							Forestry	Ha	0.15250	0.000				0.000
							Horticulture	Ha	0.22634	0.000				0.000
	6714	gauḍaśivaṅṅanavaramarjuna		92	5	Machinery	SoilMoistureConservation	TCB	Ha	0.05741	0.8900	14.6909	75.614	0.051
							WasteWair	No	0.050	1				0.050
							Forestry	Ha	0.15250	0.000				0.000
							Horticulture	Ha	0.22634	0.000				0.000
	6715	huggihēmappa		93	1	Machinery	SoilMoistureConservation	TCB	Ha	0.05741	0.5300	14.6909	75.614	0.030
							WasteWair	No	0.050	1				0.050
							Forestry	Ha	0.15250	0.000				0.000
							Horticulture	Ha	0.22634	0.000				0.000
	6716	huggihanumantappa		93	1	Machinery	SoilMoistureConservation	TCB	Ha	0.05741	0.7600	14.6909	75.614	0.044
							WasteWair	No	0.050	1				0.050
							Forestry	Ha	0.15250	0.000				0.000
							Horticulture	Ha	0.22634	0.000				0.000
	6717	buraḍikaṭṭimalikārjuna		93	2	Machinery	SoilMoistureConservation	TCB	Ha	0.05741	1.5700	14.6909	75.614	0.090
							WasteWair	No	0.050	1				0.050
							Forestry	Ha	0.15250	0.000				0.000
							Horticulture	Ha	0.22634	0.000				0.000
	6718	koppadaajappa		94	*	Machinery	SoilMoistureConservation	TCB	Ha	0.05741	0.4300	14.6909	75.614	0.025
							WasteWair	No	0.050	1				0.050
							Forestry	Ha	0.15250	0.000				0.000
							Horticulture	Ha	0.22634	2.000				0.453
	6719	Koppadadrāksāyaṅam'ma		94	*	Machinery	SoilMoistureConservation	TCB	Ha	0.05741	0.6200	14.6909	75.614	0.036
							WasteWair	No	0.050	1				0.050
							Forestry	Ha	0.15250	0.000				0.000
							Horticulture	Ha	0.22634	1.000				0.226
	6720	huggihēmappa		94	*	Machinery	SoilMoistureConservation	TCB	Ha	0.05741	0.4300	14.6909	75.614	0.025
							WasteWair	No	0.050	1				0.050
							Forestry	Ha	0.15250	0.000				0.000
							Horticulture	Ha	0.22634	2.000				0.453
	6721	huggibasavarājabinśivappa		94	*	Machinery	SoilMoistureConservation	TCB	Ha	0.05741	0.7500	14.6909	75.614	0.043
							WasteWair	No	0.050	1				0.050
							Forestry	Ha	0.15250	0.000				0.000

							Horticulture	Ha	0.22634	0.000			0.000
6722	es.Jyōtirtējōmayatandeārsānkara.		95	3	Machinery	SoilMoistureConservation	TCB	Ha	0.05741	0.2500	14.6909	75.614	0.014
							WasteWair	No	0.050	1			0.050
							Forestry	Ha	0.15250	0.000			0.000

VillageName	Farmer Code	FarmerName	Aadhar Card No	Survey Number	RateType(Manually /Machine ry)	ActivityType(SoilMoistureCo nservationActivity/Water HarvestingActivity)	ActivityName	Unit	UnitCost( InLakhs.)	Proposed Quantity	Latitude( Deg-Min- Sec)	Longitude (Deg-Min- Sec)	TotalCost (InLacs)	Site Photo
							Horticulture	Ha	0.22634	2.000			0.453	
	6723	Gūlaṅṅanavaranaḡaratnam'ma		95 4	Machinery	SoilMoistureConservation	TCB	Ha	0.05741	1.1900	14.6909	75.614	0.068	
							WasteWair	No	0.050	1			0.050	
							Forestry	Ha	0.15250	0.000			0.000	
							Horticulture	Ha	0.22634	0.000			0.000	
	6724	gūlaṅṅanavaranaḡaratnam'ma		95 5	Machinery	SoilMoistureConservation	TCB	Ha	0.05741	0.2300	14.6909	75.614	0.013	
							WasteWair	No	0.050	1			0.050	
							Forestry	Ha	0.15250	0.000			0.000	
							Horticulture	Ha	0.22634	0.000			0.000	
	6725	ramēśatandemēśakoṅḡōjiurphakoṅḡajjiiva		96 1ḡ	Machinery	SoilMoistureConservation	TCB	Ha	0.05741	0.1900	14.6909	75.614	0.011	
							WasteWair	No	0.050	1			0.050	
							Forestry	Ha	0.15250	0.000			0.000	
							Horticulture	Ha	0.22634	0.000			0.000	
	6726	Huccappa.Kariyappa.Meḡlēri.		96 1ḡ	Machinery	SoilMoistureConservation	TCB	Ha	0.05741	0.2000	14.6909	75.614	0.011	
							WasteWair	No	0.050	1			0.050	
							Forestry	Ha	0.15250	0.000			0.000	
							Horticulture	Ha	0.22634	2.000			0.453	
	6727	Koṅḡōjiurphakoṅḡajjickāntēśa		96 1ḡ	Machinery	SoilMoistureConservation	TCB	Ha	0.05741	0.2300	14.6909	75.614	0.013	
							WasteWair	No	0.050	1			0.050	
							Forestry	Ha	0.15250	0.000			0.000	
							Horticulture	Ha	0.22634	0.000			0.000	
	6728	mālatēśatandenāḡappakoṅḡanatambigiurpha		96 1ḡ	Machinery	SoilMoistureConservation	TCB	Ha	0.05741	0.3600	14.6909	75.614	0.021	
							WasteWair	No	0.050	1			0.050	
							Forestry	Ha	0.15250	0.000			0.000	
							Horticulture	Ha	0.22634	0.000			0.000	
	6729	Es.Jyōtirtējōmayatandēārśaṅkara.		96 5	Machinery	SoilMoistureConservation	TCB	Ha	0.05741	0.3100	14.6909	75.614	0.018	
							WasteWair	No	0.050	1			0.050	
							Forestry	Ha	0.15250	0.000			0.000	
							Horticulture	Ha	0.22634	2.000			0.453	
	6730	Buraḡikaṡṡimaṅḡunādhabsōmappa		97 2ḡ	Machinery	SoilMoistureConservation	TCB	Ha	0.05741	0.4700	14.6909	75.614	0.027	
							WasteWair	No	0.050	1			0.050	
							Forestry	Ha	0.15250	0.000			0.000	
							Horticulture	Ha	0.22634	0.000			0.000	
	6731	akramakhānen.		97 10	Machinery	SoilMoistureConservation	TCB	Ha	0.05741	0.2000	14.6909	75.614	0.011	
							WasteWair	No	0.050	1			0.050	
							Forestry	Ha	0.15250	0.000			0.000	
							Horticulture	Ha	0.22634	0.000			0.000	
	6732	Rāmappatandekarabasappakaraḡeṅṅanavar		97 4	Machinery	SoilMoistureConservation	TCB	Ha	0.05741	0.1700	14.6909	75.614	0.010	
							WasteWair	No	0.050	1			0.050	
							Forestry	Ha	0.15250	0.000			0.000	
							Horticulture	Ha	0.22634	0.000			0.000	
	6733	Buraḡikaṡṡimaṅḡunādhabsōmappa		97 7	Machinery	SoilMoistureConservation	TCB	Ha	0.05741	0.1900	14.6909	75.614	0.011	
							WasteWair	No	0.050	1			0.050	
							Forestry	Ha	0.15250	0.000			0.000	
							Horticulture	Ha	0.22634	0.000			0.000	
	6734	buraḡikaṡṡiprakāśabinśēkhappa		97 9	Machinery	SoilMoistureConservation	TCB	Ha	0.05741	0.1700	14.6909	75.614	0.010	
							WasteWair	No	0.050	1			0.050	

							Forestry	Ha	0.15250	0.000			0.000	
							Horticulture	Ha	0.22634	0.000			0.000	
	6735	buradikattiprakasabinshkhappa		98	1	Machinery	SoilMoistureConservation	TCB	Ha	0.05741	1.1700	14.6909	75.614	0.067
							WasteWair	No	0.050	1			0.050	

VillageName	Farmer Code	FarmerName	Aadhar Card No	Survey Number	RateType(Manually /Machine ry)	ActivityType(SoilMoistureConservationActivity/Water HarvestingActivity)	ActivityName	Unit	UnitCost(InLakhs.)	Proposed Quantity	Latitude(Deg-Min-Sec)	Longitude (Deg-Min-Sec)	TotalCost (InLacs)	Site Photo
							Forestry	Ha	0.15250	0.000			0.000	
							Horticulture	Ha	0.22634	0.000			0.000	
	6736	koṇḍōjiurphakoṇḍajigōpālappa		99	1᠉	Machinery	SoilMoistureConservation	TCB	Ha	0.05741	0.4400	14.6909	75.614	0.025
							WasteWair	No	0.050	1			0.050	
							Forestry	Ha	0.15250	0.000			0.000	
							Horticulture	Ha	0.22634	0.000			0.000	
	6737	koṇḍōjiurphakoṇḍajjickāntēśa		99	1᠙	Machinery	SoilMoistureConservation	TCB	Ha	0.05741	0.4400	14.6909	75.614	0.025
							WasteWair	No	0.050	1			0.050	
							Forestry	Ha	0.15250	0.000			0.000	
							Horticulture	Ha	0.22634	0.000			0.000	
	6738	koṇḍōjiurphakoṇḍajjināgappa		99	1ᠺ	Machinery	SoilMoistureConservation	TCB	Ha	0.05741	0.4400	14.6909	75.614	0.025
							WasteWair	No	0.050	1			0.050	
							Forestry	Ha	0.15250	0.000			0.000	
							Horticulture	Ha	0.22634	2.000			0.453	
	6739	gūlaṇṇanavaramalakappa		99	2	Machinery	SoilMoistureConservation	TCB	Ha	0.05741	0.2200	14.6909	75.614	0.013
							WasteWair	No	0.050	1			0.050	
							Forestry	Ha	0.15250	0.000			0.000	
							Horticulture	Ha	0.22634	2.000			0.453	
	6740	gūlaṇṇanavarabasappa		99	3	Machinery	SoilMoistureConservation	TCB	Ha	0.05741	0.4600	14.6909	75.614	0.026
							WasteWair	No	0.050	1			0.050	
							Forestry	Ha	0.15250	2.000			0.305	
							Horticulture	Ha	0.22634	0.300			0.068	
	6741	malkappa.Tandesannappa.Gūlaṇṇanavara..		99	4	Machinery	SoilMoistureConservation	TCB	Ha	0.05741	0.6800	14.6909	75.614	0.039
							WasteWair	No	0.050	1			0.050	
							Forestry	Ha	0.15250	0.000			0.000	
							Horticulture	Ha	0.22634	2.000			0.453	
	6742	Gūlaṇṇanavaramalakappa		100	1	Machinery	SoilMoistureConservation	TCB	Ha	0.05741	1.0600	14.6909	75.614	0.061
							WasteWair	No	0.050	1			0.050	
							Forestry	Ha	0.15250	0.000			0.000	
							Horticulture	Ha	0.22634	2.000			0.453	
	6743	mallavvakōṁgadiḡeppagūlaṇṇanavara.		100	2	Machinery	SoilMoistureConservation	TCB	Ha	0.05741	1.6700	14.6909	75.614	0.096
							WasteWair	No	0.050	1			0.050	
							Forestry	Ha	0.15250	0.000			0.000	
							Horticulture	Ha	0.22634	2.000			0.453	
	6744	Kōppadaajjappa		101	1	Machinery	SoilMoistureConservation	TCB	Ha	0.05741	0.6700	14.6909	75.614	0.038
							WasteWair	No	0.050	1			0.050	
							Forestry	Ha	0.15250	0.000			0.000	
							Horticulture	Ha	0.22634	2.000			0.453	
	6745	Huggibasavarāja		101	2	Machinery	SoilMoistureConservation	TCB	Ha	0.05741	0.6600	14.6909	75.614	0.038
							WasteWair	No	0.050	1			0.050	
							Forestry	Ha	0.15250	0.000			0.000	
							Horticulture	Ha	0.22634	2.000			0.453	
	6746	koppadamahēśappa		101	3	Machinery	SoilMoistureConservation	TCB	Ha	0.05741	1.3200	14.6909	75.614	0.076
							WasteWair	No	0.050	1			0.050	
							Forestry	Ha	0.15250	0.000			0.000	
							Horticulture	Ha	0.22634	0.000			0.000	
	6747	huggibasavarāja		102	1	Machinery	SoilMoistureConservation	TCB	Ha	0.05741	1.7400	14.6909	75.614	0.100

								WasteWair	No	0.050	1			0.050
								Forestry	Ha	0.15250	0.000			0.000
								Horticulture	Ha	0.22634	0.000			0.000
	6748	adiveppanavaraadiveppa		102	2	Machinery	SoilMoistureConservation	TCB	Ha	0.05741	1.0000	14.6909	75.614	0.057

VillageName	Farmer Code	FarmerName	Aadhar Card No	Survey Number	RateType(Manually /Machine ry)	ActivityType(SoilMoistureConservationActivity/Water HarvestingActivity)	ActivityName	Unit	UnitCost(InLakhs.)	Proposed Quantity	Latitude(Deg-Min-Sec)	Longitude (Deg-Min-Sec)	TotalCost (InLacs)	Site Photo
							WasteWair	No	0.050	1			0.050	
							Forestry	Ha	0.15250	0.000			0.000	
							Horticulture	Ha	0.22634	2.000			0.453	
	6749	aḍiveppanavaraḥiddappa		102	2	Machinery	SoilMoistureConservation	TCB	Ha	0.05741	0.9500	14.6909	75.614	0.055
							WasteWair	No	0.050	1			0.050	
							Forestry	Ha	0.15250	0.000			0.000	
							Horticulture	Ha	0.22634	2.000			0.453	
	6750	nūrandēvaramaḥamallikārjunayya		103	1	Machinery	SoilMoistureConservation	TCB	Ha	0.05741	2.5000	14.6909	75.614	0.144
							WasteWair	No	0.050	1			0.050	
							Forestry	Ha	0.15250	0.000			0.000	
							Horticulture	Ha	0.22634	2.000			0.453	
	6751	nūrandēvaramaḥavadāramallikārjunayya		103	3	Machinery	SoilMoistureConservation	TCB	Ha	0.05741	4.9900	14.6909	75.614	0.286
							WasteWair	No	0.050	1			0.050	
							Forestry	Ha	0.15250	0.000			0.000	
							Horticulture	Ha	0.22634	2.000			0.453	
	6752	huggiajjappa		104	11ᵉ	Machinery	SoilMoistureConservation	TCB	Ha	0.05741	0.4600	14.6909	75.614	0.026
							WasteWair	No	0.050	1			0.050	
							Forestry	Ha	0.15250	0.000			0.000	
							Horticulture	Ha	0.22634	2.000			0.453	
	6753	duragappaḥēkhappasālagēri		104	11ᶠ	Machinery	SoilMoistureConservation	TCB	Ha	0.05741	0.4600	14.6909	75.614	0.026
							WasteWair	No	0.050	1			0.050	
							Forestry	Ha	0.15250	0.000			0.000	
							Horticulture	Ha	0.22634	1.000			0.226	
	6754	Huggibasavarāja		104	11ᶡ	Machinery	SoilMoistureConservation	TCB	Ha	0.05741	0.4700	14.6909	75.614	0.027
							WasteWair	No	0.050	1			0.050	
							Forestry	Ha	0.15250	0.000			0.000	
							Horticulture	Ha	0.22634	2.000			0.453	
	6755	koppadamahēḥappa		104	11ᶢ	Machinery	SoilMoistureConservation	TCB	Ha	0.05741	0.4600	14.6909	75.614	0.026
							WasteWair	No	0.050	1			0.050	
							Forestry	Ha	0.15250	0.000			0.000	
							Horticulture	Ha	0.22634	0.000			0.000	
	6756	huggibasavarāja		104	2	Machinery	SoilMoistureConservation	TCB	Ha	0.05741	0.3500	14.6909	75.614	0.020
							WasteWair	No	0.050	1			0.050	
							Forestry	Ha	0.15250	0.000			0.000	
							Horticulture	Ha	0.22634	0.000			0.000	
	6757	aḍiveppanavaraaḍiveppa		104	2	Machinery	SoilMoistureConservation	TCB	Ha	0.05741	0.2300	14.6909	75.614	0.013
							WasteWair	No	0.050	2			0.100	
							Forestry	Ha	0.15250	0.000			0.000	
							Horticulture	Ha	0.22634	0.000			0.000	
	6758	aḍiveppanavaraḥiddappa		104	3+4	Machinery	SoilMoistureConservation	TCB	Ha	0.05741	1.1200	14.6909	75.614	0.064
							WasteWair	No	0.050	2			0.100	
							Forestry	Ha	0.15250	0.000			0.000	
							Horticulture	Ha	0.22634	0.000			0.000	
	6759	nūrandēvaramaḥamallikārjunayya		104	5A	Machinery	SoilMoistureConservation	TCB	Ha	0.05741	1.5200	14.6909	75.614	0.087
							WasteWair	No	0.050	0			0.000	
							Forestry	Ha	0.15250	0.000			0.000	
							Horticulture	Ha	0.22634	0.000			0.000	



	6760	nūrandēvaramaṭhavādāramallikārjunayya	104	5௧	Machinery	SoilMoistureConservation	TCB	Ha	0.05741	1.1700	14.6909	75.614	0.067	
							WasteWair	No	0.050	0			0.000	
							Forestry	Ha	0.15250	0.000			0.000	
							Horticulture	Ha	0.22634	0.000			0.000	

VillageName	Farmer Code	FarmerName	Aadhar Card No	Survey Number	RateType(Manually /Machine ry)	ActivityType(SoilMoistureConservationActivity/Water HarvestingActivity)	ActivityName	Unit	UnitCost(InLakhs.)	Proposed Quantity	Latitude(Deg-Min-Sec)	Longitude (Deg-Min-Sec)	TotalCost (InLacs)	Site Photo
	6761	huggiajjappa		104	6	Machinery	SoilMoistureConservation	TCB	Ha	0.05741	0.2800	14.6909	75.614	0.016
							WasteWair	No	0.050	2				0.100
							Forestry	Ha	0.15250	0.200				0.031
							Horticulture	Ha	0.22634	0.000				0.000
	6762	duragappasēkhappasālagēri		104	7	Machinery	SoilMoistureConservation	TCB	Ha	0.05741	0.2400	14.6909	75.614	0.014
							WasteWair	No	0.050	1				0.050
							Forestry	Ha	0.15250	0.000				0.000
							Horticulture	Ha	0.22634	0.000				0.000
	6763	Aṅgaḍikamalam'makōmśekhappa		104	8	Machinery	SoilMoistureConservation	TCB	Ha	0.05741	1.0800	14.6909	75.614	0.062
							WasteWair	No	0.050	0				0.000
							Forestry	Ha	0.15250	0.000				0.000
							Horticulture	Ha	0.22634	0.000				0.000
	6764	karēgōvindappanavaramaṅjunātha		104	9+10A	Machinery	SoilMoistureConservation	TCB	Ha	0.05741	0.7900	14.6909	75.614	0.045
							WasteWair	No	0.050	2				0.100
							Forestry	Ha	0.15250	0.200				0.031
							Horticulture	Ha	0.22634	0.000				0.000
	6765	viśēśabhūsvādhinādhikāriḡaḷueneceaicitrad		104	9+10A	Machinery	SoilMoistureConservation	TCB	Ha	0.05741	0.2300	14.6909	75.614	0.013
							WasteWair	No	0.050	0				0.000
							Forestry	Ha	0.15250	0.000				0.000
							Horticulture	Ha	0.22634	0.000				0.000
	6766	gauḍaśivaṅṅanavaramaṅjunātha		104	9+10B	Machinery	SoilMoistureConservation	TCB	Ha	0.05741	1.8000	14.6909	75.614	0.103
							WasteWair	No	0.050	0				0.000
							Forestry	Ha	0.15250	0.000				0.000
							Horticulture	Ha	0.22634	0.000				0.000
	6767	sucitrāemgūḷaṅṅanavara.		105	1	Machinery	SoilMoistureConservation	TCB	Ha	0.05741	1.6500	14.6909	75.614	0.095
							WasteWair	No	0.050	0				0.000
							Forestry	Ha	0.15250	0.000				0.000
							Horticulture	Ha	0.22634	0.000				0.000
	6768	Basappagūḷaṅṅanavara.		105	2	Machinery	SoilMoistureConservation	TCB	Ha	0.05741	0.3900	14.6909	75.614	0.022
							WasteWair	No	0.050	0				0.000
							Forestry	Ha	0.15250	0.000				0.000
							Horticulture	Ha	0.22634	0.000				0.000
	6769	Mairāvatiemji.		105	3	Machinery	SoilMoistureConservation	TCB	Ha	0.05741	1.6500	14.6909	75.614	0.095
							WasteWair	No	0.050	0				0.000
							Forestry	Ha	0.15250	0.000				0.000
							Horticulture	Ha	0.22634	0.000				0.000
	6770	Karabasappagūḷaṅṅanavara.		105	5	Machinery	SoilMoistureConservation	TCB	Ha	0.05741	0.3900	14.6909	75.614	0.022
							WasteWair	No	0.050	0				0.000
							Forestry	Ha	0.15250	0.000				0.000
							Horticulture	Ha	0.22634	0.000				0.000
	6771	Karabasappagūḷaṅṅanavara.		105	6	Machinery	SoilMoistureConservation	TCB	Ha	0.05741	0.4200	14.6909	75.614	0.024
							WasteWair	No	0.050	0				0.000
							Forestry	Ha	0.15250	0.000				0.000
							Horticulture	Ha	0.22634	0.000				0.000
	6772	Basappagūḷaṅṅanavara.		105	7	Machinery	SoilMoistureConservation	TCB	Ha	0.05741	0.4200	14.6909	75.614	0.024
							WasteWair	No	0.050	0				0.000
							Forestry	Ha	0.15250	0.000				0.000

							Horticulture	Ha	0.22634	0.000			0.000
6773	Mañunāthagūlannavara.		105	8	Machinery	SoilMoistureConservation	TCB	Ha	0.05741	0.4100	14.6909	75.614	0.024
							WasteWair	No	0.050	0			0.000
							Forestry	Ha	0.15250	0.000			0.000

VillageName	Farmer Code	FarmerName	Aadhar Card No	Survey Number	RateType(Manually /Machine ry)	ActivityType(SoilMoistureConservationActivity/Water HarvestingActivity)	ActivityName	Unit	UnitCost(InLakhs.)	Proposed Quantity	Latitude(Deg-Min-Sec)	Longitude (Deg-Min-Sec)	TotalCost (InLacs)	Site Photo
							Horticulture	Ha	0.22634	0.000			0.000	
	6774	Huggisañkappa		106	5e9	Machinery	SoilMoistureConservation	TCB	Ha	0.05741	0.3100	14.6909	75.614	0.018
							WasteWair	No	0.050	0			0.000	
							Forestry	Ha	0.15250	0.000			0.000	
							Horticulture	Ha	0.22634	0.000			0.000	
	6775	huggināgarāja		106	5e9	Machinery	SoilMoistureConservation	TCB	Ha	0.05741	0.6300	14.6909	75.614	0.036
							WasteWair	No	0.050	0			0.000	
							Forestry	Ha	0.15250	0.000			0.000	
							Horticulture	Ha	0.22634	0.000			0.000	
	6776	huggisañkrappa		106	7e9	Machinery	SoilMoistureConservation	TCB	Ha	0.05741	0.2700	14.6909	75.614	0.016
							WasteWair	No	0.050	0			0.000	
							Forestry	Ha	0.15250	0.000			0.000	
							Horticulture	Ha	0.22634	0.000			0.000	
	6777	hādaragērimañjūlā		106	7e9	Machinery	SoilMoistureConservation	TCB	Ha	0.05741	0.2800	14.6909	75.614	0.016
							WasteWair	No	0.050	0			0.000	
							Forestry	Ha	0.15250	0.000			0.000	
							Horticulture	Ha	0.22634	0.000			0.000	
	6778	kambañisāradam'ma		106	1	Machinery	SoilMoistureConservation	TCB	Ha	0.05741	1.0000	14.6909	75.614	0.057
							WasteWair	No	0.050	0			0.000	
							Forestry	Ha	0.15250	0.000			0.000	
							Horticulture	Ha	0.22634	0.000			0.000	
	6779	huggisulōcanakōmhēmappa		106	2	Machinery	SoilMoistureConservation	TCB	Ha	0.05741	0.7700	14.6909	75.614	0.044
							WasteWair	No	0.050	0			0.000	
							Forestry	Ha	0.15250	0.000			0.000	
							Horticulture	Ha	0.22634	0.000			0.000	
	6780	Huggibasavarāja		106	3A	Machinery	SoilMoistureConservation	TCB	Ha	0.05741	0.6400	14.6909	75.614	0.037
							WasteWair	No	0.050	2			0.100	
							Forestry	Ha	0.15250	0.200			0.031	
							Horticulture	Ha	0.22634	0.000			0.000	
	6781	huggihēmappa		106	3B	Machinery	SoilMoistureConservation	TCB	Ha	0.05741	0.3200	14.6909	75.614	0.018
							WasteWair	No	0.050	2			0.100	
							Forestry	Ha	0.15250	0.300			0.046	
							Horticulture	Ha	0.22634	0.000			0.000	
	6782	huggihanumantappa		106	3B	Machinery	SoilMoistureConservation	TCB	Ha	0.05741	0.3200	14.6909	75.614	0.018
							WasteWair	No	0.050	2			0.100	
							Forestry	Ha	0.15250	0.000			0.000	
							Horticulture	Ha	0.22634	0.000			0.000	
	6783	huggibasavanneppa		106	6	Machinery	SoilMoistureConservation	TCB	Ha	0.05741	0.6000	14.6909	75.614	0.034
							WasteWair	No	0.050	2			0.100	
							Forestry	Ha	0.15250	0.000			0.000	
							Horticulture	Ha	0.22634	0.000			0.000	
	6784	śiramannavarapuṭṭavva		106	7C	Machinery	SoilMoistureConservation	TCB	Ha	0.05741	0.2800	14.6909	75.614	0.016
							WasteWair	No	0.050	1			0.050	
							Forestry	Ha	0.15250	0.000			0.000	
							Horticulture	Ha	0.22634	0.000			0.000	
	6785	huggibasavarāja		106	8	Machinery	SoilMoistureConservation	TCB	Ha	0.05741	0.1200	14.6909	75.614	0.007
							WasteWair	No	0.050	0			0.000	

							Forestry	Ha	0.15250	0.000			0.000	
							Horticulture	Ha	0.22634	0.000			0.000	
	6786	huggibasavarāja		107	3#	Machinery	SoilMoistureConservation	TCB	Ha	0.05741	0.1000	14.6909	75.614	0.006
							WasteWair	No	0.050	0			0.000	

VillageName	Farmer Code	FarmerName	Aadhar Card No	Survey Number	RateType(Manually /Machine ry)	ActivityType(SoilMoistureConservationActivity/Water HarvestingActivity)	ActivityName	Unit	UnitCost(InLakhs.)	Proposed Quantity	Latitude(Deg-Min-Sec)	Longitude (Deg-Min-Sec)	TotalCost (InLacs)	Site Photo
							Forestry	Ha	0.15250	0.000			0.000	
							Horticulture	Ha	0.22634	0.000			0.000	
	6787	huggicandraśekhara		107	3௮	Machinery	SoilMoistureConservation	TCB	Ha	0.05741	0.1000	14.6909	75.614	0.006
							WasteWair	No	0.050	2			0.100	
							Forestry	Ha	0.15250	0.000			0.000	
							Horticulture	Ha	0.22634	0.000			0.000	
	6788	Huggibasavarāja		107	3௯	Machinery	SoilMoistureConservation	TCB	Ha	0.05741	0.1000	14.6909	75.614	0.006
							WasteWair	No	0.050	1			0.050	
							Forestry	Ha	0.15250	0.300			0.046	
							Horticulture	Ha	0.22634	0.000			0.000	
	6789	gaḍḍadagūlīhanumantappa		107	9௪	Machinery	SoilMoistureConservation	TCB	Ha	0.05741	1.0800	14.6909	75.614	0.062
							WasteWair	No	0.050	2			0.100	
							Forestry	Ha	0.15250	0.200			0.031	
							Horticulture	Ha	0.22634	0.000			0.000	
	6790	majjagiśaṅkrappa		107	1	Machinery	SoilMoistureConservation	TCB	Ha	0.05741	0.6000	14.6909	75.614	0.034
							WasteWair	No	0.050	2			0.100	
							Forestry	Ha	0.15250	1.000			0.153	
							Horticulture	Ha	0.22634	0.000			0.000	
	6791	gaḍḍadagūlīujjappa		107	10	Machinery	SoilMoistureConservation	TCB	Ha	0.05741	0.1800	14.6909	75.614	0.010
							WasteWair	No	0.050	2			0.100	
							Forestry	Ha	0.15250	0.000			0.000	
							Horticulture	Ha	0.22634	0.000			0.000	
	6792	sunīlakumāratande.Gōpālarāvkuṅthe.		107	14	Machinery	SoilMoistureConservation	TCB	Ha	0.05741	0.1800	14.6909	75.614	0.010
							WasteWair	No	0.050	2			0.100	
							Forestry	Ha	0.15250	0.000			0.000	
							Horticulture	Ha	0.22634	0.000			0.000	
	6793	Gaḍḍadagūlījaṭṭeppa		107	2	Machinery	SoilMoistureConservation	TCB	Ha	0.05741	0.4500	14.6909	75.614	0.026
							WasteWair	No	0.050	2			0.100	
							Forestry	Ha	0.15250	1.000			0.153	
							Horticulture	Ha	0.22634	0.000			0.000	
	6794	gaḍḍadagūlījaṭṭeppa		107	4	Machinery	SoilMoistureConservation	TCB	Ha	0.05741	0.4800	14.6909	75.614	0.028
							WasteWair	No	0.050	0			0.000	
							Forestry	Ha	0.15250	2.000			0.305	
							Horticulture	Ha	0.22634	0.000			0.000	
	6795	koṇatimallanagaḍḍa		107	5	Machinery	SoilMoistureConservation	TCB	Ha	0.05741	0.3600	14.6909	75.614	0.021
							WasteWair	No	0.050	0			0.000	
							Forestry	Ha	0.15250	0.000			0.000	
							Horticulture	Ha	0.22634	2.000			0.453	
	6796	gaḍḍadagūlījaṭṭeppa		107	9à²-	Machinery	SoilMoistureConservation	TCB	Ha	0.05741	1.0800	14.6909	75.614	0.062
							WasteWair	No	0.050	0			0.000	
							Forestry	Ha	0.15250	0.000			0.000	
							Horticulture	Ha	0.22634	2.000			0.453	
	6797	gaḍḍadagūlīsaumya		108	1௪	Machinery	SoilMoistureConservation	TCB	Ha	0.05741	0.6300	14.6909	75.614	0.036
							WasteWair	No	0.050	0			0.000	
							Forestry	Ha	0.15250	0.000			0.000	
							Horticulture	Ha	0.22634	2.000			0.453	
	6798	gaḍḍadagūlīkuravatteppa		108	1௯	Machinery	SoilMoistureConservation	TCB	Ha	0.05741	0.7800	14.6909	75.614	0.045

							WasteWair	No	0.050	0			0.000	
							Forestry	Ha	0.15250	0.000			0.000	
							Horticulture	Ha	0.22634	0.000			0.000	
	6799	mākanūraīrappa		108	2	Machinery	SoilMoistureConservation	TCB	Ha	0.05741	2.5700	14.6909	75.614	0.148

VillageName	Farmer Code	FarmerName	Aadhar Card No	Survey Number	RateType(Manually /Machine ry)	ActivityType(SoilMoistureConservationActivity/Water HarvestingActivity)	ActivityName	Unit	UnitCost(InLakhs.)	Proposed Quantity	Latitude(Deg-Min-Sec)	Longitude (Deg-Min-Sec)	TotalCost (InLacs)	Site Photo
							WasteWair	No	0.050	0			0.000	
							Forestry	Ha	0.15250	1.000			0.153	
							Horticulture	Ha	0.22634	0.000			0.000	
	6800	Gūlanṇanavaramalkappabinsanṇappa		108	3	Machinery	SoilMoistureConservation	TCB	Ha	0.05741	0.8000	14.6909	75.614	0.046
							WasteWair	No	0.050	2			0.100	
							Forestry	Ha	0.15250	0.000			0.000	
							Horticulture	Ha	0.22634	0.000			0.000	
	6801	gūlanṇanavaraajappa		108	4	Machinery	SoilMoistureConservation	TCB	Ha	0.05741	1.7700	14.6909	75.614	0.102
							WasteWair	No	0.050	2			0.100	
							Forestry	Ha	0.15250	0.000			0.000	
							Horticulture	Ha	0.22634	0.000			0.000	
	6802	gaḍḍadagūḷiśidlingam'makōmcanabasappa		109	1a	Machinery	SoilMoistureConservation	TCB	Ha	0.05741	0.4800	14.6909	75.614	0.028
							WasteWair	No	0.050	3			0.150	
							Forestry	Ha	0.15250	0.000			0.000	
							Horticulture	Ha	0.22634	0.000			0.000	
	6803	śivappa.Tandemalaśiddappa.Gaḍḍadagūḷi.		109	1a	Machinery	SoilMoistureConservation	TCB	Ha	0.05741	0.4000	14.6909	75.614	0.023
							WasteWair	No	0.050	2			0.100	
							Forestry	Ha	0.15250	0.200			0.031	
							Horticulture	Ha	0.22634	0.000			0.000	
	6804	Huggiśivappa		109	1a	Machinery	SoilMoistureConservation	TCB	Ha	0.05741	0.8000	14.6909	75.614	0.046
							WasteWair	No	0.050	1			0.050	
							Forestry	Ha	0.15250	0.000			0.000	
							Horticulture	Ha	0.22634	0.000			0.000	
	6805	gaḍḍadagūḷiśivappa		109	1B	Machinery	SoilMoistureConservation	TCB	Ha	0.05741	0.2000	14.6909	75.614	0.011
							WasteWair	No	0.050	1			0.050	
							Forestry	Ha	0.15250	0.000			0.000	
							Horticulture	Ha	0.22634	0.000			0.000	
	6806	gaḍḍadagūḷicanabasappa		109	1B	Machinery	SoilMoistureConservation	TCB	Ha	0.05741	0.3500	14.6909	75.614	0.020
							WasteWair	No	0.050	1			0.050	
							Forestry	Ha	0.15250	0.000			0.000	
							Horticulture	Ha	0.22634	0.000			0.000	
	6807	huggibasavarāja		109	1B	Machinery	SoilMoistureConservation	TCB	Ha	0.05741	1.0500	14.6909	75.614	0.060
							WasteWair	No	0.050	2			0.100	
							Forestry	Ha	0.15250	0.300			0.046	
							Horticulture	Ha	0.22634	0.000			0.000	
	6808	mirajakaradēvikābhāyi		109	2A	Machinery	SoilMoistureConservation	TCB	Ha	0.05741	0.2600	14.6909	75.614	0.015
							WasteWair	No	0.050	2			0.100	
							Forestry	Ha	0.15250	0.000			0.000	
							Horticulture	Ha	0.22634	0.000			0.000	
	6809	mirajakaradēvikābhāyi		109	2B	Machinery	SoilMoistureConservation	TCB	Ha	0.05741	3.3600	14.6909	75.614	0.193
							WasteWair	No	0.050	3			0.150	
							Forestry	Ha	0.15250	0.000			0.000	
							Horticulture	Ha	0.22634	0.000			0.000	
	6810	gaḍḍadagūḷiśivappa		109	3	Machinery	SoilMoistureConservation	TCB	Ha	0.05741	0.1000	14.6909	75.614	0.006
							WasteWair	No	0.050	1			0.050	
							Forestry	Ha	0.15250	0.000			0.000	
							Horticulture	Ha	0.22634	0.000			0.000	



	6811	gaḍḍadagūḷīśivappa		109	5	Machinery	SoilMoistureConservation	TCB	Ha	0.05741	0.5300	14.6909	75.614	0.030
								WasteWair	No	0.050	1			0.050
								Forestry	Ha	0.15250	0.000			0.000
								Horticulture	Ha	0.22634	0.000			0.000

VillageName	Farmer Code	FarmerName	Aadhar Card No	Survey Number	RateType(Manually /Machine ry)	ActivityType(SoilMoistureConservationActivity/Water HarvestingActivity)	ActivityName	Unit	UnitCost(InLakhs.)	Proposed Quantity	Latitude(Deg-Min-Sec)	Longitude (Deg-Min-Sec)	TotalCost (InLacs)	Site Photo
	6812	Huggisañkrappa		110	39	Machinery	SoilMoistureConservation	TCB	Ha	0.05741	0.6300	14.6909	75.614	0.036
							WasteWair	No	0.050	1				0.050
							Forestry	Ha	0.15250	0.000				0.000
							Horticulture	Ha	0.22634	0.000				0.000
	6813	huggisiddappa		110	39	Machinery	SoilMoistureConservation	TCB	Ha	0.05741	0.6000	14.6909	75.614	0.034
							WasteWair	No	0.050	2				0.100
							Forestry	Ha	0.15250	0.200				0.031
							Horticulture	Ha	0.22634	0.000				0.000
	6814	huggicandrappa		110	39	Machinery	SoilMoistureConservation	TCB	Ha	0.05741	1.0000	14.6909	75.614	0.057
							WasteWair	No	0.050	0				0.000
							Forestry	Ha	0.15250	0.000				0.000
							Horticulture	Ha	0.22634	0.000				0.000
	6815	hulagam'manavaraniñgappa		110	1	Machinery	SoilMoistureConservation	TCB	Ha	0.05741	1.2000	14.6909	75.614	0.069
							WasteWair	No	0.050	3				0.150
							Forestry	Ha	0.15250	0.000				0.000
							Horticulture	Ha	0.22634	0.000				0.000
	6816	hulagam'manavaraśivappa		110	1	Machinery	SoilMoistureConservation	TCB	Ha	0.05741	1.2100	14.6909	75.614	0.069
							WasteWair	No	0.050	0				0.000
							Forestry	Ha	0.15250	1.000				0.153
							Horticulture	Ha	0.22634	1.000				0.226
	6817	hulagam'manavarakubēra		110	2	Machinery	SoilMoistureConservation	TCB	Ha	0.05741	2.2200	14.6909	75.614	0.127
							WasteWair	No	0.050	0				0.000
							Forestry	Ha	0.15250	0.000				0.000
							Horticulture	Ha	0.22634	1.000				0.226
	6818	śrīnātha.Tandeannappa.Jādhava.		110	4	Machinery	SoilMoistureConservation	TCB	Ha	0.05741	0.4000	14.6909	75.614	0.023
							WasteWair	No	0.050	0				0.000
							Forestry	Ha	0.15250	0.000				0.000
							Horticulture	Ha	0.22634	2.000				0.453
	6819	Maraḍibaṇakāraguruśāntappabindattakatand		110	5	Machinery	SoilMoistureConservation	TCB	Ha	0.05741	1.2000	14.6909	75.614	0.069
							WasteWair	No	0.050	0				0.000
							Forestry	Ha	0.15250	0.000				0.000
							Horticulture	Ha	0.22634	0.000				0.000
	6820	Ajjappajatteppa		110	6	Machinery	SoilMoistureConservation	TCB	Ha	0.05741	0.8000	14.6909	75.614	0.046
							WasteWair	No	0.050	0				0.000
							Forestry	Ha	0.15250	0.000				0.000
							Horticulture	Ha	0.22634	0.000				0.000
	6821	gaḍḍadagūḷisaumya		113	3+4	Machinery	SoilMoistureConservation	TCB	Ha	0.05741	0.6100	14.6909	75.614	0.035
							WasteWair	No	0.050	3				0.150
							Forestry	Ha	0.15250	0.000				0.000
							Horticulture	Ha	0.22634	0.000				0.000
	6822	gaḍḍadagūḷihanumantappa		113	3+4	Machinery	SoilMoistureConservation	TCB	Ha	0.05741	0.6200	14.6909	75.614	0.036
							WasteWair	No	0.050	0				0.000
							Forestry	Ha	0.15250	0.000				0.000
							Horticulture	Ha	0.22634	0.000				0.000
	6823	añjaliravīndramālāpura		113	1	Machinery	SoilMoistureConservation	TCB	Ha	0.05741	0.5500	14.6909	75.614	0.032
							WasteWair	No	0.050	0				0.000
							Forestry	Ha	0.15250	0.000				0.000

							Horticulture	Ha	0.22634	0.000			0.000	
6824	śiramannavarapuṭṭavva		113	11B	Machinery	SoilMoistureConservation	TCB	Ha	0.05741	0.3900	14.6909	75.614	0.022	
							WasteWair	No	0.050	0			0.000	
							Forestry	Ha	0.15250	0.000			0.000	
							Horticulture	Ha	0.22634	0.000			0.000	

VillageName	Farmer Code	FarmerName	Aadhar Card No	Survey Number	RateType(Manually /Machine ry)	ActivityType(SoilMoistureCo nservationActivity/Water HarvestingActivity)	ActivityName	Unit	UnitCost( InLakhs.)	Proposed Quantity	Latitude( Deg-Min- Sec)	Longitude (Deg-Min- Sec)	TotalCost (InLacs)	Site Photo
	6825	huggihēmappa		113 11B	Machinery	SoilMoistureConservation	TCB	Ha	0.05741	0.7700	14.6909	75.614	0.044	
							WasteWair	No	0.050	2			0.100	
							Forestry	Ha	0.15250	0.000			0.000	
							Horticulture	Ha	0.22634	0.000			0.000	
	6826	huggisōmavva		113 11B	Machinery	SoilMoistureConservation	TCB	Ha	0.05741	0.3900	14.6909	75.614	0.022	
							WasteWair	No	0.050	0			0.000	
							Forestry	Ha	0.15250	0.000			0.000	
							Horticulture	Ha	0.22634	0.000			0.000	
	6827	gaḡdadagūḡḡkuruvatteppa		113 2	Machinery	SoilMoistureConservation	TCB	Ha	0.05741	0.6500	14.6909	75.614	0.037	
							WasteWair	No	0.050	0			0.000	
							Forestry	Ha	0.15250	0.000			0.000	
							Horticulture	Ha	0.22634	0.000			0.000	
	6828	śaṅkrappaśivappahuggi.		113 5B	Machinery	SoilMoistureConservation	TCB	Ha	0.05741	0.7000	14.6909	75.614	0.040	
							WasteWair	No	0.050	3			0.150	
							Forestry	Ha	0.15250	0.000			0.000	
							Horticulture	Ha	0.22634	2.000			0.453	
	6829	Siddappatandeśivappahuggi.		113 6	Machinery	SoilMoistureConservation	TCB	Ha	0.05741	0.7800	14.6909	75.614	0.045	
							WasteWair	No	0.050	0			0.000	
							Forestry	Ha	0.15250	0.000			0.000	
							Horticulture	Ha	0.22634	0.000			0.000	
	6830	Hādimanimalam'makōmsiddappa		113 7	Machinery	SoilMoistureConservation	TCB	Ha	0.05741	0.3600	14.6909	75.614	0.021	
							WasteWair	No	0.050	0			0.000	
							Forestry	Ha	0.15250	0.000			0.000	
							Horticulture	Ha	0.22634	0.000			0.000	
	6831	huggiśivappa		113 7	Machinery	SoilMoistureConservation	TCB	Ha	0.05741	0.4400	14.6909	75.614	0.025	
							WasteWair	No	0.050	0			0.000	
							Forestry	Ha	0.15250	0.000			0.000	
							Horticulture	Ha	0.22634	0.000			0.000	
	3832	aḡiveppanavarabasappa		113 8+9+10	Machinery	SoilMoistureConservation	TCB	Ha	0.05741	1.6200	14.6909	75.614	0.093	
							WasteWair	No	0.050	0			0.000	
							Forestry	Ha	0.15250	0.000			0.000	
							Horticulture	Ha	0.22634	0.000			0.000	
	3833	Huggimalakappa		113 8+9+10	Machinery	SoilMoistureConservation	TCB	Ha	0.05741	1.6200	14.6909	75.614	0.093	
							WasteWair	No	0.050	0			0.000	
							Forestry	Ha	0.15250	0.000			0.000	
							Horticulture	Ha	0.22634	0.000			0.000	
	6834	huggināgarāja		115 1ḡ	Machinery	SoilMoistureConservation	TCB	Ha	0.05741	1.6700	14.6909	75.614	0.096	
							WasteWair	No	0.050	0			0.000	
							Forestry	Ha	0.15250	0.000			0.000	
							Horticulture	Ha	0.22634	0.000			0.000	
	6835	sulōcanākōṁmalkappa.Gūḡaṅṅanavara..		115 1ḡ	Machinery	SoilMoistureConservation	TCB	Ha	0.05741	1.6700	14.6909	75.614	0.096	
							WasteWair	No	0.050	0			0.000	
							Forestry	Ha	0.15250	0.000			0.000	
							Horticulture	Ha	0.22634	0.000			0.000	
	6836	Malkappatandesannaṅṅappa.Gūḡaṅṅanavara..		115 1ḡ	Machinery	SoilMoistureConservation	TCB	Ha	0.05741	1.7000	14.6909	75.614	0.098	
							WasteWair	No	0.050	0			0.000	
							Forestry	Ha	0.15250	0.000			0.000	

							Horticulture	Ha	0.22634	0.000			0.000	
6837	Hugināgarāja		115	2	Machinery	SoilMoistureConservation	TCB	Ha	0.05741	1.5000	14.6909	75.614	0.086	
							WasteWair	No	0.050	0			0.000	
							Forestry	Ha	0.15250	0.000			0.000	
							Horticulture	Ha	0.22634	0.000			0.000	

VillageName	Farmer Code	FarmerName	Aadhar Card No	Survey Number	RateType(Manually /Machine ry)	ActivityType(SoilMoistureCo nservationActivity/Water HarvestingActivity)	ActivityName	Unit	UnitCost( InLakhs.)	Proposed Quantity	Latitude( Deg-Min- Sec)	Longitude (Deg-Min- Sec)	TotalCost (InLacs)	Site Photo
	6838	huggirāju		116	10௮	Machinery	SoilMoistureConservation	TCB	Ha	0.05741	0.2100	14.6909	75.614	0.012
							WasteWair	No	0.050	0				0.000
							Forestry	Ha	0.15250	0.000				0.000
							Horticulture	Ha	0.22634	0.000				0.000
	6839	huggisañkappa		116	10௮	Machinery	SoilMoistureConservation	TCB	Ha	0.05741	0.2100	14.6909	75.614	0.012
							WasteWair	No	0.050	0				0.000
							Forestry	Ha	0.15250	0.000				0.000
							Horticulture	Ha	0.22634	0.000				0.000
	6840	huggisañkappa		116	13௮	Machinery	SoilMoistureConservation	TCB	Ha	0.05741	0.3600	14.6909	75.614	0.021
							WasteWair	No	0.050	0				0.000
							Forestry	Ha	0.15250	0.000				0.000
							Horticulture	Ha	0.22634	0.000				0.000
	6841	huggimalakappa		116	13௮	Machinery	SoilMoistureConservation	TCB	Ha	0.05741	0.7600	14.6909	75.614	0.044
							WasteWair	No	0.050	0				0.000
							Forestry	Ha	0.15250	0.000				0.000
							Horticulture	Ha	0.22634	0.000				0.000
	6842	huggigūlappa		116	9௮	Machinery	SoilMoistureConservation	TCB	Ha	0.05741	0.2400	14.6909	75.614	0.014
							WasteWair	No	0.050	0				0.000
							Forestry	Ha	0.15250	0.400				0.061
							Horticulture	Ha	0.22634	0.000				0.000
	6843	Huggibasappa		116	9௮	Machinery	SoilMoistureConservation	TCB	Ha	0.05741	0.2400	14.6909	75.614	0.014
							WasteWair	No	0.050	0				0.000
							Forestry	Ha	0.15250	0.000				0.000
							Horticulture	Ha	0.22634	0.000				0.000
	6844	kambañiśāradam'ma		116	1	Machinery	SoilMoistureConservation	TCB	Ha	0.05741	1.0000	14.6909	75.614	0.057
							WasteWair	No	0.050	0				0.000
							Forestry	Ha	0.15250	0.000				0.000
							Horticulture	Ha	0.22634	0.000				0.000
	6845	huggibasavarāja		116	11	Machinery	SoilMoistureConservation	TCB	Ha	0.05741	0.6400	14.6909	75.614	0.037
							WasteWair	No	0.050	0				0.000
							Forestry	Ha	0.15250	0.000				0.000
							Horticulture	Ha	0.22634	0.000				0.000
	6846	huggibasavanneppa		116	12	Machinery	SoilMoistureConservation	TCB	Ha	0.05741	0.3800	14.6909	75.614	0.022
							WasteWair	No	0.050	0				0.000
							Forestry	Ha	0.15250	0.000				0.000
							Horticulture	Ha	0.22634	0.000				0.000
	6847	śivalñlākōmñśivakīrti		116	2	Machinery	SoilMoistureConservation	TCB	Ha	0.05741	0.3600	14.6909	75.614	0.021
							WasteWair	No	0.050	0				0.000
							Forestry	Ha	0.15250	0.000				0.000
							Horticulture	Ha	0.22634	0.000				0.000
	6848	huggihanumantappa		116	3	Machinery	SoilMoistureConservation	TCB	Ha	0.05741	1.1900	14.6909	75.614	0.068
							WasteWair	No	0.050	0				0.000
							Forestry	Ha	0.15250	0.000				0.000
							Horticulture	Ha	0.22634	0.000				0.000
	6849	gaḡdadagūñbasavva		116	3A	Machinery	SoilMoistureConservation	TCB	Ha	0.05741	0.2200	14.6909	75.614	0.013
							WasteWair	No	0.050	3				0.150
							Forestry	Ha	0.15250	0.000				0.000

							Horticulture	Ha	0.22634	0.000			0.000
6850	gaḍḍadagūlirājubinsivappa		116	4	Machinery	SoilMoistureConservation	TCB	Ha	0.05741	0.6800	14.6909	75.614	0.039
							WasteWair	No	0.050	0			0.000
							Forestry	Ha	0.15250	0.000			0.000
							Horticulture	Ha	0.22634	0.000			0.000

VillageName	Farmer Code	FarmerName	Aadhar Card No	Survey Number	RateType(Manually /Machine ry)	ActivityType(SoilMoistureCo nservationActivity/Water HarvestingActivity)	ActivityName	Unit	UnitCost( InLakhs.)	Proposed Quantity	Latitude( Deg-Min- Sec)	Longitude (Deg-Min- Sec)	TotalCost (InLacs)	Site Photo
	6851	gaḍḍadagūlirājubinśivappa		116	5	Machinery	SoilMoistureConservation	TCB	Ha	0.05741	0.6800	14.6909	75.614	0.039
								WasteWair	No	0.050	0			0.000
								Forestry	Ha	0.15250	0.000			0.000
								Horticulture	Ha	0.22634	0.000			0.000
	6852	gaḍḍadagūlihanumantappa		116	6	Machinery	SoilMoistureConservation	TCB	Ha	0.05741	1.1200	14.6909	75.614	0.064
								WasteWair	No	0.050	0			0.000
								Forestry	Ha	0.15250	0.000			0.000
								Horticulture	Ha	0.22634	0.000			0.000
	6853	Huggirāju		116	7	Machinery	SoilMoistureConservation	TCB	Ha	0.05741	0.4800	14.6909	75.614	0.028
								WasteWair	No	0.050	4			0.200
								Forestry	Ha	0.15250	0.000			0.000
								Horticulture	Ha	0.22634	0.000			0.000
	6854	śiramannavarapuṭṭavva		116	8	Machinery	SoilMoistureConservation	TCB	Ha	0.05741	0.3200	14.6909	75.614	0.018
								WasteWair	No	0.050	2			0.100
								Forestry	Ha	0.15250	0.000			0.000
								Horticulture	Ha	0.22634	0.000			0.000
	6855	huggihanumantappa		117	5ᵉ	Machinery	SoilMoistureConservation	TCB	Ha	0.05741	1.3500	14.6909	75.614	0.078
								WasteWair	No	0.050	0			0.000
								Forestry	Ha	0.15250	0.000			0.000
								Horticulture	Ha	0.22634	0.000			0.000
	6856	hugginijaliṅgappabinhēmappa		117	5ᵇ	Machinery	SoilMoistureConservation	TCB	Ha	0.05741	0.6600	14.6909	75.614	0.038
								WasteWair	No	0.050	4			0.200
								Forestry	Ha	0.15250	0.000			0.000
								Horticulture	Ha	0.22634	0.000			0.000
	6857	nāgaratnākōrṁsatīśalimbēkara		117	1	Machinery	SoilMoistureConservation	TCB	Ha	0.05741	1.0000	14.6909	75.614	0.057
								WasteWair	No	0.050	0			0.000
								Forestry	Ha	0.15250	0.000			0.000
								Horticulture	Ha	0.22634	0.000			0.000
	6858	gaḍḍadagūlikuruvatteppa		117	2	Machinery	SoilMoistureConservation	TCB	Ha	0.05741	1.0400	14.6909	75.614	0.060
								WasteWair	No	0.050	4			0.200
								Forestry	Ha	0.15250	0.000			0.000
								Horticulture	Ha	0.22634	0.000			0.000
	6859	gaḍḍadagūlīsaumya		117	3	Machinery	SoilMoistureConservation	TCB	Ha	0.05741	1.0400	14.6909	75.614	0.060
								WasteWair	No	0.050	4			0.200
								Forestry	Ha	0.15250	0.000			0.000
								Horticulture	Ha	0.22634	0.000			0.000
	6860	gaḍḍadagūlihanumantappa		117	4	Machinery	SoilMoistureConservation	TCB	Ha	0.05741	1.0800	14.6909	75.614	0.062
								WasteWair	No	0.050	2			0.100
								Forestry	Ha	0.15250	0.000			0.000
								Horticulture	Ha	0.22634	0.000			0.000
	6861	huggipuṣpā		117	6	Machinery	SoilMoistureConservation	TCB	Ha	0.05741	0.6400	14.6909	75.614	0.037
								WasteWair	No	0.050	0			0.000
								Forestry	Ha	0.15250	0.000			0.000
								Horticulture	Ha	0.22634	0.000			0.000
	6862	huggimalakappa		117	7	Machinery	SoilMoistureConservation	TCB	Ha	0.05741	0.3000	14.6909	75.614	0.017
								WasteWair	No	0.050	0			0.000
								Forestry	Ha	0.15250	0.400			0.061



							Horticulture	Ha	0.22634	0.000			0.000
6863	hugginijaliŋgappabinhēmappa		117	8	Machinery	SoilMoistureConservation	TCB	Ha	0.05741	0.4000	14.6909	75.614	0.023
							WasteWair	No	0.050	1			0.050
							Forestry	Ha	0.15250	0.000			0.000
							Horticulture	Ha	0.22634	0.000			0.000

VillageName	Farmer Code	FarmerName	Aadhar Card No	Survey Number	RateType(Manually /Machine ry)	ActivityType(SoilMoistureCo nservationActivity/Water HarvestingActivity)	ActivityName	Unit	UnitCost( InLakhs.)	Proposed Quantity	Latitude( Deg-Min- Sec)	Longitude (Deg-Min- Sec)	TotalCost (InLacs)	Site Photo
	6864	Huggiśivappa		117	9	Machinery	SoilMoistureConservation	TCB	Ha	0.05741	0.6200	14.6909	75.614	0.036
								WasteWair	No	0.050	0			0.000
								Forestry	Ha	0.15250	0.000			0.000
								Horticulture	Ha	0.22634	0.000			0.000
	6865	mākanūragirijavva		118	1A	Machinery	SoilMoistureConservation	TCB	Ha	0.05741	1.6100	14.6909	75.614	0.092
								WasteWair	No	0.050	2			0.100
								Forestry	Ha	0.15250	0.000			0.000
								Horticulture	Ha	0.22634	0.000			0.000
	6866	marāḍibanakāragirijam'makōṁmallappa		118	1B	Machinery	SoilMoistureConservation	TCB	Ha	0.05741	1.6100	14.6909	75.614	0.092
								WasteWair	No	0.050	2			0.100
								Forestry	Ha	0.15250	0.000			0.000
								Horticulture	Ha	0.22634	0.400			0.091
	6867	marāḍibanakāragirijam'makōṁmallappa		118	2	Machinery	SoilMoistureConservation	TCB	Ha	0.05741	1.6100	14.6909	75.614	0.092
								WasteWair	No	0.050	0			0.000
								Forestry	Ha	0.15250	0.000			0.000
								Horticulture	Ha	0.22634	0.000			0.000
	6868	mākanūrabasapparudrappa		118	2	Machinery	SoilMoistureConservation	TCB	Ha	0.05741	1.6100	14.6909	75.614	0.092
								WasteWair	No	0.050	0			0.000
								Forestry	Ha	0.15250	2.000			0.305
								Horticulture	Ha	0.22634	0.000			0.000
	6869	kākōlahēmappa		118	3	Machinery	SoilMoistureConservation	TCB	Ha	0.05741	1.1800	14.6909	75.614	0.068
								WasteWair	No	0.050	0			0.000
								Forestry	Ha	0.15250	0.000			0.000
								Horticulture	Ha	0.22634	0.000			0.000
	6870	majjagisuśilavva		118	4	Machinery	SoilMoistureConservation	TCB	Ha	0.05741	0.2800	14.6909	75.614	0.016
								WasteWair	No	0.050	0			0.000
								Forestry	Ha	0.15250	2.000			0.305
								Horticulture	Ha	0.22634	0.200			0.045
	6871	majjagisēkhappa		118	4	Machinery	SoilMoistureConservation	TCB	Ha	0.05741	0.5500	14.6909	75.614	0.032
								WasteWair	No	0.050	0			0.000
								Forestry	Ha	0.15250	1.000			0.153
								Horticulture	Ha	0.22634	0.000			0.000
	6872	mākanūraannapūrṁakōṁkumāra		118	4	Machinery	SoilMoistureConservation	TCB	Ha	0.05741	0.2800	14.6909	75.614	0.016
								WasteWair	No	0.050	0			0.000
								Forestry	Ha	0.15250	2.000			0.305
								Horticulture	Ha	0.22634	0.300			0.068
	6873	kākōlasarōjā		118	5	Machinery	SoilMoistureConservation	TCB	Ha	0.05741	1.1600	14.6909	75.614	0.067
								WasteWair	No	0.050	0			0.000
								Forestry	Ha	0.15250	2.000			0.305
								Horticulture	Ha	0.22634	0.000			0.000
	6874	gaḍḍadaḡūliprakāśabinśivappa		118	6	Machinery	SoilMoistureConservation	TCB	Ha	0.05741	1.3700	14.6909	75.614	0.079
								WasteWair	No	0.050	0			0.000
								Forestry	Ha	0.15250	1.000			0.153
								Horticulture	Ha	0.22634	0.400			0.091
	6875	buraḍikaṭṭibasavarājabinbasappa		119	*	Machinery	SoilMoistureConservation	TCB	Ha	0.05741	1.1100	14.6909	75.614	0.064
								WasteWair	No	0.050	0			0.000
								Forestry	Ha	0.15250	2.000			0.305

							Horticulture	Ha	0.22634	0.000			0.000	
6876	koppadašivukumāra		120	1	Machinery	SoilMoistureConservation	TCB	Ha	0.05741	1.3600	14.6909	75.614	0.078	
							WasteWair	No	0.050	0			0.000	
							Forestry	Ha	0.15250	0.000			0.000	
							Horticulture	Ha	0.22634	1.000			0.226	

VillageName	Farmer Code	FarmerName	Aadhar Card No	Survey Number	RateType(Manually /Machine ry)	ActivityType(SoilMoistureCo nservationActivity/Water HarvestingActivity)	ActivityName	Unit	UnitCost( InLakhs.)	Proposed Quantity	Latitude( Deg-Min- Sec)	Longitude (Deg-Min- Sec)	TotalCost (InLacs)	Site Photo
	6877	hanumantappatandeguḍḍappahullatti.		120	2	Machinery	SoilMoistureConservation	TCB	Ha	0.05741	1.0200	14.6909	75.614	0.059
							WasteWair	No	0.050	0				0.000
							Forestry	Ha	0.15250	0.000				0.000
							Horticulture	Ha	0.22634	2.000				0.453
	6878	Buraḍikaṭṭibasavarājabinbasappa		120	3	Machinery	SoilMoistureConservation	TCB	Ha	0.05741	0.3800	14.6909	75.614	0.022
							WasteWair	No	0.050	0				0.000
							Forestry	Ha	0.15250	0.000				0.000
							Horticulture	Ha	0.22634	0.000				0.000
	6879	koppadaajjappa		121	*	Machinery	SoilMoistureConservation	TCB	Ha	0.05741	0.5200	14.6909	75.614	0.030
							WasteWair	No	0.050	2				0.100
							Forestry	Ha	0.15250	0.000				0.000
							Horticulture	Ha	0.22634	0.000				0.000
	6880	Koppadaajjappa		121	*	Machinery	SoilMoistureConservation	TCB	Ha	0.05741	0.5100	14.6909	75.614	0.029
							WasteWair	No	0.050	0				0.000
							Forestry	Ha	0.15250	0.000				0.000
							Horticulture	Ha	0.22634	0.000				0.000
	6881	gūlaṅṅanavarapārvatevvakōmśivappa		122	*	Machinery	SoilMoistureConservation	TCB	Ha	0.05741	2.5900	14.6909	75.614	0.149
							WasteWair	No	0.050	2				0.100
							Forestry	Ha	0.15250	0.000				0.000
							Horticulture	Ha	0.22634	0.000				0.000
	6882	koṅḍajibasappa		123	1᠑	Machinery	SoilMoistureConservation	TCB	Ha	0.05741	0.3700	14.6909	75.614	0.021
							WasteWair	No	0.050	2				0.100
							Forestry	Ha	0.15250	0.000				0.000
							Horticulture	Ha	0.22634	0.000				0.000
	6883	koṅḍajirēṅukavva		123	1᠒	Machinery	SoilMoistureConservation	TCB	Ha	0.05741	0.7500	14.6909	75.614	0.043
							WasteWair	No	0.050	0				0.000
							Forestry	Ha	0.15250	0.000				0.000
							Horticulture	Ha	0.22634	0.000				0.000
	6884	gūlaṅṅanavarapārvatevvakōmśivappa		123	2	Machinery	SoilMoistureConservation	TCB	Ha	0.05741	1.1200	14.6909	75.614	0.064
							WasteWair	No	0.050	0				0.000
							Forestry	Ha	0.15250	0.000				0.000
							Horticulture	Ha	0.22634	0.000				0.000
	6885	buraḍikaṭṭiumēśaurphaprasānta		124	1	Machinery	SoilMoistureConservation	TCB	Ha	0.05741	1.2400	14.6909	75.614	0.071
							WasteWair	No	0.050	0				0.000
							Forestry	Ha	0.15250	0.000				0.000
							Horticulture	Ha	0.22634	0.000				0.000
	6886	gaḍḍadagūlicandraśēkharappa		124	2	Machinery	SoilMoistureConservation	TCB	Ha	0.05741	1.2400	14.6909	75.614	0.071
							WasteWair	No	0.050	0				0.000
							Forestry	Ha	0.15250	0.000				0.000
							Horticulture	Ha	0.22634	0.000				0.000
	6887	buraḍikaṭṭivanajākṣam'maurphavanajākṣikō		125	1	Machinery	SoilMoistureConservation	TCB	Ha	0.05741	1.0400	14.6909	75.614	0.060
							WasteWair	No	0.050	0				0.000
							Forestry	Ha	0.15250	0.000				0.000
							Horticulture	Ha	0.22634	0.000				0.000
	6888	Mallikārjunaburaḍikaṭṭi..		125	2	Machinery	SoilMoistureConservation	TCB	Ha	0.05741	1.0400	14.6909	75.614	0.060
							WasteWair	No	0.050	2				0.100
							Forestry	Ha	0.15250	0.000				0.000

							Horticulture	Ha	0.22634	0.000			0.000	
6889	Konḁajjināgappa			126	1e	Machinery	SoilMoistureConservation	TCB	Ha	0.05741	0.6300	14.6909	75.614	0.036
							WasteWair	No	0.050	0				0.000
							Forestry	Ha	0.15250	0.000				0.000
							Horticulture	Ha	0.22634	0.000				0.000

VillageName	Farmer Code	FarmerName	Aadhar Card No	Survey Number	RateType(Manually /Machine ry)	ActivityType(SoilMoistureCo nservationActivity/Water HarvestingActivity)	ActivityName	Unit	UnitCost( InLakhs.)	Proposed Quantity	Latitude( Deg-Min- Sec)	Longitude (Deg-Min- Sec)	TotalCost (InLacs)	Site Photo
	6890	koṇḍajibasappa		126	12	Machinery	SoilMoistureConservation	TCB	Ha	0.05741	0.3800	14.6909	75.614	0.022
							WasteWair	No	0.050	0				0.000
							Forestry	Ha	0.15250	0.000				0.000
							Horticulture	Ha	0.22634	0.000				0.000
	6891	gūlaṇṇanavarapārvatevvakōṃśivappa		126	2	Machinery	SoilMoistureConservation	TCB	Ha	0.05741	0.5400	14.6909	75.614	0.031
							WasteWair	No	0.050	0				0.000
							Forestry	Ha	0.15250	0.000				0.000
							Horticulture	Ha	0.22634	0.000				0.000
	6892	gūlaṇṇanavarabasappa		126	2	Machinery	SoilMoistureConservation	TCB	Ha	0.05741	0.3800	14.6909	75.614	0.022
							WasteWair	No	0.050	4				0.200
							Forestry	Ha	0.15250	0.000				0.000
							Horticulture	Ha	0.22634	0.000				0.000
	6893	gūlaṇṇanavarapārvatevvakōṃśivappa		127	*	Machinery	SoilMoistureConservation	TCB	Ha	0.05741	2.2000	14.6909	75.614	0.126
							WasteWair	No	0.050	2				0.100
							Forestry	Ha	0.15250	0.000				0.000
							Horticulture	Ha	0.22634	0.000				0.000
	6894	ajjappa		128	*	Machinery	SoilMoistureConservation	TCB	Ha	0.05741	0.6500	14.6909	75.614	0.037
							WasteWair	No	0.050	4				0.200
							Forestry	Ha	0.15250	0.000				0.000
							Horticulture	Ha	0.22634	0.000				0.000
	6895	koppadaajjappa		128	*	Machinery	SoilMoistureConservation	TCB	Ha	0.05741	0.6500	14.6909	75.614	0.037
							WasteWair	No	0.050	4				0.200
							Forestry	Ha	0.15250	0.000				0.000
							Horticulture	Ha	0.22634	0.000				0.000
	6896	koppadaśivukumāra		129	1	Machinery	SoilMoistureConservation	TCB	Ha	0.05741	1.3400	14.6909	75.614	0.077
							WasteWair	No	0.050	4				0.200
							Forestry	Ha	0.15250	0.000				0.000
							Horticulture	Ha	0.22634	0.000				0.000
	6897	prasādakōparḍe.		129	2	Machinery	SoilMoistureConservation	TCB	Ha	0.05741	0.1700	14.6909	75.614	0.010
							WasteWair	No	0.050	4				0.200
							Forestry	Ha	0.15250	0.000				0.000
							Horticulture	Ha	0.22634	0.000				0.000
	6898	Pravīṇakōparḍe.		129	3	Machinery	SoilMoistureConservation	TCB	Ha	0.05741	0.2200	14.6909	75.614	0.013
							WasteWair	No	0.050	0				0.000
							Forestry	Ha	0.15250	0.000				0.000
							Horticulture	Ha	0.22634	0.000				0.000
	6899	Hanumantappahullatti.		129	4	Machinery	SoilMoistureConservation	TCB	Ha	0.05741	0.1700	14.6909	75.614	0.010
							WasteWair	No	0.050	0				0.000
							Forestry	Ha	0.15250	0.000				0.000
							Horticulture	Ha	0.22634	0.000				0.000
	6900	Suśīlākerūra.		129	5	Machinery	SoilMoistureConservation	TCB	Ha	0.05741	0.4000	14.6909	75.614	0.023
							WasteWair	No	0.050	0				0.000
							Forestry	Ha	0.15250	0.000				0.000
							Horticulture	Ha	0.22634	0.000				0.000
	6901	Hanumantappahuggi.		129	6	Machinery	SoilMoistureConservation	TCB	Ha	0.05741	0.4000	14.6909	75.614	0.023
							WasteWair	No	0.050	0				0.000
							Forestry	Ha	0.15250	0.000				0.000

							Horticulture	Ha	0.22634	0.000			0.000	
6902	Koppadašivukumāra		130	*	Machinery	SoilMoistureConservation	TCB	Ha	0.05741	1.1100	14.6909	75.614	0.064	
							WasteWair	No	0.050	0			0.000	
							Forestry	Ha	0.15250	0.000			0.000	
							Horticulture	Ha	0.22634	0.000			0.000	

VillageName	Farmer Code	FarmerName	Aadhar Card No	Survey Number	RateType(Manually /Machine ry)	ActivityType(SoilMoistureCo nservationActivity/Water HarvestingActivity)	ActivityName	Unit	UnitCost( InLakhs.)	Proposed Quantity	Latitude( Deg-Min- Sec)	Longitude (Deg-Min- Sec)	TotalCost (InLacs)	Site Photo
	6903	śiddappa.Tandenāgappa.Mūginavara..		131	2௭	Machinery	SoilMoistureConservation	TCB	Ha	0.05741	0.8000	14.6909	75.614	0.046
							WasteWair	No	0.050	0				0.000
							Forestry	Ha	0.15250	0.000				0.000
							Horticulture	Ha	0.22634	0.000				0.000
	6904	Puttam'makōmśiddappamūginavara.		131	2௮	Machinery	SoilMoistureConservation	TCB	Ha	0.05741	0.8200	14.6909	75.614	0.047
							WasteWair	No	0.050	0				0.000
							Forestry	Ha	0.15250	0.000				0.000
							Horticulture	Ha	0.22634	0.000				0.000
	6905	Huggiśaṅkrappa		131	1	Machinery	SoilMoistureConservation	TCB	Ha	0.05741	1.5800	14.6909	75.614	0.091
							WasteWair	No	0.050	0				0.000
							Forestry	Ha	0.15250	0.000				0.000
							Horticulture	Ha	0.22634	0.000				0.000
	6906	koppadaajjappa		132	x1	Machinery	SoilMoistureConservation	TCB	Ha	0.05741	0.6600	14.6909	75.614	0.038
							WasteWair	No	0.050	0				0.000
							Forestry	Ha	0.15250	0.000				0.000
							Horticulture	Ha	0.22634	0.000				0.000
	6907	koppadaajjappa		132	*	Machinery	SoilMoistureConservation	TCB	Ha	0.05741	2.0000	14.6909	75.614	0.115
							WasteWair	No	0.050	0				0.000
							Forestry	Ha	0.15250	0.000				0.000
							Horticulture	Ha	0.22634	0.000				0.000
	6908	mallavvakōmgadigeppagūlaṅṅanavara.		133	1	Machinery	SoilMoistureConservation	TCB	Ha	0.05741	0.8400	14.6909	75.614	0.048
							WasteWair	No	0.050	4				0.200
							Forestry	Ha	0.15250	0.000				0.000
							Horticulture	Ha	0.22634	0.000				0.000
	6909	Gūlaṅṅanavaraajjappa		133	2	Machinery	SoilMoistureConservation	TCB	Ha	0.05741	2.5000	14.6909	75.614	0.144
							WasteWair	No	0.050	0				0.000
							Forestry	Ha	0.15250	0.000				0.000
							Horticulture	Ha	0.22634	0.000				0.000
	6910	koṇḍajjimaradeppabinmahadēvappa		134	1	Machinery	SoilMoistureConservation	TCB	Ha	0.05741	0.9000	14.6909	75.614	0.052
							WasteWair	No	0.050	0				0.000
							Forestry	Ha	0.15250	0.000				0.000
							Horticulture	Ha	0.22634	0.000				0.000
	6911	golaṅṅanavarabasappa		134	2	Machinery	SoilMoistureConservation	TCB	Ha	0.05741	1.2800	14.6909	75.614	0.073
							WasteWair	No	0.050	0				0.000
							Forestry	Ha	0.15250	0.000				0.000
							Horticulture	Ha	0.22634	0.000				0.000
	6912	koṇḍajjibīrappa		134	3	Machinery	SoilMoistureConservation	TCB	Ha	0.05741	0.3500	14.6909	75.614	0.020
							WasteWair	No	0.050	0				0.000
							Forestry	Ha	0.15250	0.000				0.000
							Horticulture	Ha	0.22634	0.000				0.000
	6913	koṇḍajjināgappa		134	4	Machinery	SoilMoistureConservation	TCB	Ha	0.05741	0.1200	14.6909	75.614	0.007
							WasteWair	No	0.050	0				0.000
							Forestry	Ha	0.15250	0.000				0.000
							Horticulture	Ha	0.22634	0.000				0.000
	6914	basappa..Tandesanṅappa.Gūlaṅṅanavara.		134	5	Machinery	SoilMoistureConservation	TCB	Ha	0.05741	0.6800	14.6909	75.614	0.039
							WasteWair	No	0.050	0				0.000
							Forestry	Ha	0.15250	0.000				0.000



							Horticulture	Ha	0.22634	0.000			0.000	
6915	Prēmākōmparamēšappasālagēri.		134	6	Machinery	SoilMoistureConservation	TCB	Ha	0.05741	0.4000	14.6909	75.614	0.023	
							WasteWair	No	0.050	0			0.000	
							Forestry	Ha	0.15250	0.000			0.000	
							Horticulture	Ha	0.22634	0.000			0.000	

VillageName	Farmer Code	FarmerName	Aadhar Card No	Survey Number	RateType(Manually /Machinery)	ActivityType(SoilMoistureConservationActivity/Water HarvestingActivity)	ActivityName	Unit	UnitCost(InLakhs.)	Proposed Quantity	Latitude(Deg-Min-Sec)	Longitude (Deg-Min-Sec)	TotalCost (InLacs)	Site Photo
	6916	Buraḍikaṭṭiprakāśabinsēkhappa		135	1	Machinery	SoilMoistureConservation	TCB	Ha	0.05741	1.8300	14.6909	75.614	0.105
							WasteWair	No	0.050	3			0.150	
							Forestry	Ha	0.15250	0.000			0.000	
							Horticulture	Ha	0.22634	0.000			0.000	
	6917	huggikuravatteppa		135	2	Machinery	SoilMoistureConservation	TCB	Ha	0.05741	1.5100	14.6909	75.614	0.087
							WasteWair	No	0.050	0			0.000	
							Forestry	Ha	0.15250	0.000			0.000	
							Horticulture	Ha	0.22634	0.000			0.000	

**[Chapter-IV]4.4DetailsofProposedSoilMoistureConservationandWaterHarvestingActivities Ranebennur4D4C5T2e**

VillageName	Farmer Code	FarmerName	Aadhar Card No	Survey Number	RateType(Manually /Machine ry)	ActivityType(SoilMoistureCo nservationActivity/Water HarvestingActivity)	ActivityName	Unit	UnitCost(InLakhs.)	Proposed Quantity	Latitude(Deg-Min-Sec)	Longitude (Deg-Min-Sec)	TotalCost (InLacs)	Site Photo
Ranebennur 4D4C5T2e	6918	Mallikārjunaburaḍikaṭṭi..		135	3	Machinery	SoilMoistureConservation	TCB	Ha	0.05741	0.3000	14.609	75.614	0.017
							WasteWair	No	0.0500	2				0.100
							Forestry	Ha	0.15250	0.0000				0.000
							Horticulture	Ha	0.22634	0.000				0.000
	6919	Kambaḷiratnavva		136	1	Machinery	SoilMoistureConservation	TCB	Ha	0.05741	3.2200	14.609	75.614	0.185
							WasteWair	No	0.0500	0				0.000
							Forestry	Ha	0.15250	0.0000				0.000
							Horticulture	Ha	0.22634	0.000				0.000
	6920	kambaḷibīrappa		136	2	Machinery	SoilMoistureConservation	TCB	Ha	0.05741	1.2000	14.609	75.614	0.069
							WasteWair	No	0.0500	2				0.100
							Forestry	Ha	0.15250	0.0000				0.000
							Horticulture	Ha	0.22634	0.000				0.000
	6921	kambaḷiśaṅkram'makoṛḥonnappa		136	3	Machinery	SoilMoistureConservation	TCB	Ha	0.05741	1.1000	14.609	75.614	0.063
							WasteWair	No	0.0500	0				0.000
							Forestry	Ha	0.15250	0.0000				0.000
							Horticulture	Ha	0.22634	0.000				0.000
	6922	kambaḷinīlam'makoṛḥmaraḍeppa		136	4	Machinery	SoilMoistureConservation	TCB	Ha	0.05741	2.3000	14.609	75.614	0.132
							WasteWair	No	0.0500	0				0.000
							Forestry	Ha	0.15250	0.0000				0.000
							Horticulture	Ha	0.22634	0.000				0.000
	6923	kambaḷibīrappa		136	5	Machinery	SoilMoistureConservation	TCB	Ha	0.05741	2.0000	14.609	75.614	0.115
							WasteWair	No	0.0500	0				0.000
							Forestry	Ha	0.15250	0.0000				0.000
							Horticulture	Ha	0.22634	0.000				0.000
	6924	maḷagibīrappa		136	6	Machinery	SoilMoistureConservation	TCB	Ha	0.05741	0.6000	14.609	75.614	0.034
							WasteWair	No	0.0500	2				0.100
							Forestry	Ha	0.15250	0.0000				0.000
							Horticulture	Ha	0.22634	0.000				0.000
	6925	maḷagibīrappa		136	6	Machinery	SoilMoistureConservation	TCB	Ha	0.05741	0.6000	14.609	75.614	0.034
							WasteWair	No	0.0500	0				0.000
							Forestry	Ha	0.15250	0.0000				0.000
							Horticulture	Ha	0.22634	0.000				0.000
	6926	maḷagibharamappa		136	7	Machinery	SoilMoistureConservation	TCB	Ha	0.05741	0.6000	14.609	75.614	0.034
							WasteWair	No	0.0500	0				0.000
							Forestry	Ha	0.15250	0.0000				0.000
							Horticulture	Ha	0.22634	0.000				0.000
	6927	bāgiladavarabīrappa		137	1	Machinery	SoilMoistureConservation	TCB	Ha	0.05741	1.2000	14.609	75.614	0.069
							WasteWair	No	0.0500	4				0.200
							Forestry	Ha	0.15250	0.0000				0.000
							Horticulture	Ha	0.22634	0.000				0.000
	6928	ambalibasavarāja		137	2	Machinery	SoilMoistureConservation	TCB	Ha	0.05741	1.1700	14.609	75.614	0.067
							WasteWair	No	0.0500	1				0.050
							Forestry	Ha	0.15250	0.0000				0.000
							Horticulture	Ha	0.22634	0.000				0.000
	6929	Kambaḷiśāradam'ma		137	3	Machinery	SoilMoistureConservation	TCB	Ha	0.05741	2.1900	14.609	75.614	0.126

								WasteWair	No	0.0500	3			0.150
								Forestry	Ha	0.15250	0.2000			0.031
								Horticulture	Ha	0.22634	0.000			0.000
	6930	māsanakattisuajā		138	1	Machinery	SoilMoistureConservation	TCB	Ha	0.05741	0.5500	14.609	75.614	0.032
								WasteWair	No	0.0500	0			0.000

VillageName	Farmer Code	FarmerName	Aadhar Card No	Survey Number	RateType(Manually /Machine ry)	ActivityType(SoilMoistureCo nservationActivity/Water HarvestingActivity)	ActivityName	Unit	UnitCost( InLakhs.)	Proposed Quantity	Latitude( Deg-Min- Sec)	Longitude (Deg-Min- Sec)	TotalCost (InLacs)	Site Photo
							Forestry	Ha	0.15250	0.0000			0.000	
							Horticulture	Ha	0.22634	0.000			0.000	
	6931	nīlam'makākōlakōmbasappa		138	2	Machinery	SoilMoistureConservation	TCB	Ha	0.05741	0.4000	14.609	75.614	0.023
							WasteWair	No	0.0500	2			0.100	
							Forestry	Ha	0.15250	0.0000			0.000	
							Horticulture	Ha	0.22634	0.000			0.000	
	6932	kasavālabasavva		138	3	Machinery	SoilMoistureConservation	TCB	Ha	0.05741	1.6700	14.609	75.614	0.096
							WasteWair	No	0.0500	1			0.050	
							Forestry	Ha	0.15250	0.0000			0.000	
							Horticulture	Ha	0.22634	0.000			0.000	
	6933	bīrappatandemārtāṇḍappasālagēri.		138	4	Machinery	SoilMoistureConservation	TCB	Ha	0.05741	0.5400	14.609	75.614	0.031
							WasteWair	No	0.0500	2			0.100	
							Forestry	Ha	0.15250	0.3000			0.046	
							Horticulture	Ha	0.22634	0.000			0.000	
	6934	Śindhekalāvati		138	5	Machinery	SoilMoistureConservation	TCB	Ha	0.05741	0.5500	14.609	75.614	0.032
							WasteWair	No	0.0500	3			0.150	
							Forestry	Ha	0.15250	0.4000			0.061	
							Horticulture	Ha	0.22634	0.000			0.000	
	6935	pārvatikākōlakōmpamēśappa		138	6	Machinery	SoilMoistureConservation	TCB	Ha	0.05741	0.4000	14.609	75.614	0.023
							WasteWair	No	0.0500	2			0.100	
							Forestry	Ha	0.15250	0.0000			0.000	
							Horticulture	Ha	0.22634	0.000			0.000	
	6936	mallēśappakākōlabinhuccappa		138	7	Machinery	SoilMoistureConservation	TCB	Ha	0.05741	0.4000	14.609	75.614	0.023
							WasteWair	No	0.0500	2			0.100	
							Forestry	Ha	0.15250	0.2000			0.031	
							Horticulture	Ha	0.22634	0.000			0.000	
	6937	basavarājakākōlabinmahadēvappa		138	8	Machinery	SoilMoistureConservation	TCB	Ha	0.05741	0.4000	14.609	75.614	0.023
							WasteWair	No	0.0500	3			0.150	
							Forestry	Ha	0.15250	0.4000			0.061	
							Horticulture	Ha	0.22634	0.000			0.000	
	6938	śindhepravīṇabinajjappa		139	4	Machinery	SoilMoistureConservation	TCB	Ha	0.05741	0.4100	14.609	75.614	0.024
							WasteWair	No	0.0500	2			0.100	
							Forestry	Ha	0.15250	0.4000			0.061	
							Horticulture	Ha	0.22634	0.000			0.000	
	6939	parasappabāgalaurphabāgalavara.		139	4	Machinery	SoilMoistureConservation	TCB	Ha	0.05741	0.8000	14.609	75.614	0.046
							WasteWair	No	0.0500	1			0.050	
							Forestry	Ha	0.15250	0.0000			0.000	
							Horticulture	Ha	0.22634	0.000			0.000	
	6940	Yakalāsapuramallavvakōmmārtāṇḍap pa		139	1A+1B	Machinery	SoilMoistureConservation	TCB	Ha	0.05741	1.2000	14.609	75.614	0.069
							WasteWair	No	0.0500	2			0.100	
							Forestry	Ha	0.15250	0.2000			0.031	
							Horticulture	Ha	0.22634	0.000			0.000	
	6941	burāḍikattigadigem'ma		139	1A+1B	Machinery	SoilMoistureConservation	TCB	Ha	0.05741	0.6000	14.609	75.614	0.034
							WasteWair	No	0.0500	2			0.100	
							Forestry	Ha	0.15250	0.2000			0.031	
							Horticulture	Ha	0.22634	0.000			0.000	
	6942	burāḍikattihanumavva		139	1A+1B	Machinery	SoilMoistureConservation	TCB	Ha	0.05741	0.4000	14.609	75.614	0.023

								WasteWair	No	0.0500	3			0.150
								Forestry	Ha	0.15250	0.0000			0.000
								Horticulture	Ha	0.22634	0.000			0.000
6943	Yakalāsapuramallavvakōmmārtāṇḍap	pa	139	2	Machinery	SoilMoistureConservation	TCB	Ha	0.05741	2.0800	14.609	75.614		0.119
								WasteWair	No	0.0500	1			0.050

VillageName	Farmer Code	FarmerName	Aadhar Card No	Survey Number	RateType(Manually /Machine ry)	ActivityType(SoilMoistureCo nservationActivity/Water HarvestingActivity)	ActivityName	Unit	UnitCost( InLakhs.)	Proposed Quantity	Latitude( Deg-Min- Sec)	Longitude (Deg-Min- Sec)	TotalCost (InLacs)	Site Photo
							Forestry	Ha	0.15250	0.0000			0.000	
							Horticulture	Ha	0.22634	0.000			0.000	
	6944	kambaliratnavva		139	3	Machinery	SoilMoistureConservation	TCB	Ha	0.05741	3.6000	14.609	75.614	0.207
							WasteWair	No	0.0500	2			0.100	
							Forestry	Ha	0.15250	0.2000			0.031	
							Horticulture	Ha	0.22634	0.000			0.000	
	6945	yakalāsapuramallavvakōrmārtāṇḍapa		139	4	Machinery	SoilMoistureConservation	TCB	Ha	0.05741	2.3400	14.609	75.614	0.134
							WasteWair	No	0.0500	2			0.100	
							Forestry	Ha	0.15250	0.4000			0.061	
							Horticulture	Ha	0.22634	0.000			0.000	
	6946	gauḍaśivaṇṇanavarāśiddappa		140	1	Machinery	SoilMoistureConservation	TCB	Ha	0.05741	0.6900	14.609	75.614	0.040
							WasteWair	No	0.0500	2			0.100	
							Forestry	Ha	0.15250	0.0000			0.000	
							Horticulture	Ha	0.22634	0.000			0.000	
	6947	malikārjunaburaḍikaṭṭi..		140	2	Machinery	SoilMoistureConservation	TCB	Ha	0.05741	1.4400	14.609	75.614	0.083
							WasteWair	No	0.0500	3			0.150	
							Forestry	Ha	0.15250	0.0000			0.000	
							Horticulture	Ha	0.22634	0.000			0.000	
	6948	Aḍavērayallappa		141	2	Machinery	SoilMoistureConservation	TCB	Ha	0.05741	0.5800	14.609	75.614	0.033
							WasteWair	No	0.0500	2			0.100	
							Forestry	Ha	0.15250	0.2000			0.031	
							Horticulture	Ha	0.22634	0.000			0.000	
	6949	hullabanniurpaḍaviyavarāniḡappa		141	2	Machinery	SoilMoistureConservation	TCB	Ha	0.05741	0.5800	14.609	75.614	0.033
							WasteWair	No	0.0500	3			0.150	
							Forestry	Ha	0.15250	0.0000			0.000	
							Horticulture	Ha	0.22634	0.000			0.000	
	6950	yakalāsapūralakṣmappa		141	1	Machinery	SoilMoistureConservation	TCB	Ha	0.05741	1.1700	14.609	75.614	0.067
							WasteWair	No	0.0500	2			0.100	
							Forestry	Ha	0.15250	0.2000			0.031	
							Horticulture	Ha	0.22634	0.000			0.000	
	6951	narasagoṇḍracanabasappa		141	2	Machinery	SoilMoistureConservation	TCB	Ha	0.05741	1.1700	14.609	75.614	0.067
							WasteWair	No	0.0500	1			0.050	
							Forestry	Ha	0.15250	0.0000			0.000	
							Horticulture	Ha	0.22634	0.000			0.000	
	6952	mākanūravirēśabindiyāmappa		142	1	Machinery	SoilMoistureConservation	TCB	Ha	0.05741	1.5700	14.609	75.614	0.090
							WasteWair	No	0.0500	2			0.100	
							Forestry	Ha	0.15250	0.2000			0.031	
							Horticulture	Ha	0.22634	0.000			0.000	
	6953	mākanūramālākōmśivarudrappa		142	2	Machinery	SoilMoistureConservation	TCB	Ha	0.05741	0.8000	14.609	75.614	0.046
							WasteWair	No	0.0500	1			0.050	
							Forestry	Ha	0.15250	0.0000			0.000	
							Horticulture	Ha	0.22634	0.000			0.000	
	6954	Mākanūravīrabadrappa		142	3	Machinery	SoilMoistureConservation	TCB	Ha	0.05741	0.9700	14.609	75.614	0.056
							WasteWair	No	0.0500	3			0.150	
							Forestry	Ha	0.15250	0.3000			0.046	
							Horticulture	Ha	0.22634	1.000			0.226	
	6955	mākanūraparamēśappa		143	1	Machinery	SoilMoistureConservation	TCB	Ha	0.05741	0.8000	14.609	75.614	0.046

							WasteWair	No	0.0500	0			0.000	
							Forestry	Ha	0.15250	0.0000			0.000	
							Horticulture	Ha	0.22634	0.000			0.000	
6956	paramēsappanijalingappamākanūra.		143	2	Machinery	SoilMoistureConservation	TCB	Ha	0.05741	1.2800	14.609	75.614	0.073	
							WasteWair	No	0.0500	0			0.000	



VillageName	Farmer Code	FarmerName	Aadhar Card No	Survey Number	RateType(Manually /Machine ry)	ActivityType(SoilMoistureCo nservationActivity/Water HarvestingActivity)	ActivityName	Unit	UnitCost( InLakhs.)	Proposed Quantity	Latitude( Deg-Min- Sec)	Longitude (Deg-Min- Sec)	TotalCost (InLacs)	Site Photo
							Forestry	Ha	0.15250	2.0000			0.305	
							Horticulture	Ha	0.22634	0.000			0.000	
	6957	Mākanūranāgēndrappa		143	3	Machinery	SoilMoistureConservation	TCB	Ha	0.05741	0.5600	14.609	75.614	0.032
							WasteWair	No	0.0500	0			0.000	
							Forestry	Ha	0.15250	2.0000			0.305	
							Horticulture	Ha	0.22634	0.000			0.000	
	6958	aḍivērayallappa		144	3	Machinery	SoilMoistureConservation	TCB	Ha	0.05741	0.5200	14.609	75.614	0.030
							WasteWair	No	0.0500	0			0.000	
							Forestry	Ha	0.15250	3.0000			0.458	
							Horticulture	Ha	0.22634	0.400			0.091	
	6959	hullabanniurpaḍaviyavaraniḡgappa		144	3	Machinery	SoilMoistureConservation	TCB	Ha	0.05741	0.5100	14.609	75.614	0.029
							WasteWair	No	0.0500	0			0.000	
							Forestry	Ha	0.15250	0.0000			0.000	
							Horticulture	Ha	0.22634	0.000			0.000	
	6960	mākanūravirupākṣappabincanabasappa		144	1	Machinery	SoilMoistureConservation	TCB	Ha	0.05741	0.6400	14.609	75.614	0.037
							WasteWair	No	0.0500	0			0.000	
							Forestry	Ha	0.15250	0.0000			0.000	
							Horticulture	Ha	0.22634	0.000			0.000	
	6961	yakalāpūralakṣappa		144	2	Machinery	SoilMoistureConservation	TCB	Ha	0.05741	0.5600	14.609	75.614	0.032
							WasteWair	No	0.0500	0			0.000	
							Forestry	Ha	0.15250	0.0000			0.000	
							Horticulture	Ha	0.22634	0.000			0.000	
	6962	gauḍaśivaṇṇanavaragītā		145	1	Machinery	SoilMoistureConservation	TCB	Ha	0.05741	0.7200	14.609	75.614	0.041
							WasteWair	No	0.0500	0			0.000	
							Forestry	Ha	0.15250	1.0000			0.153	
							Horticulture	Ha	0.22634	0.000			0.000	
	6963	gaḍḍadagūḡirijam'ma		145	2	Machinery	SoilMoistureConservation	TCB	Ha	0.05741	1.3100	14.609	75.614	0.075
							WasteWair	No	0.0500	0			0.000	
							Forestry	Ha	0.15250	1.0000			0.153	
							Horticulture	Ha	0.22634	0.300			0.068	
	6964	muddibharamappabinmārtāḡḍappa		146	1	Machinery	SoilMoistureConservation	TCB	Ha	0.05741	0.6100	14.609	75.614	0.035
							WasteWair	No	0.0500	0			0.000	
							Forestry	Ha	0.15250	2.0000			0.305	
							Horticulture	Ha	0.22634	0.400			0.091	
	6965	gauḍaśivaṇṇanavaraśiddappa		146	2	Machinery	SoilMoistureConservation	TCB	Ha	0.05741	0.1700	14.609	75.614	0.010
							WasteWair	No	0.0500	0			0.000	
							Forestry	Ha	0.15250	2.0000			0.305	
							Horticulture	Ha	0.22634	0.300			0.068	
	6966	Gaḍḍadagūḡisiddappa		146	2	Machinery	SoilMoistureConservation	TCB	Ha	0.05741	1.1700	14.609	75.614	0.067
							WasteWair	No	0.0500	0			0.000	
							Forestry	Ha	0.15250	2.0000			0.305	
							Horticulture	Ha	0.22634	0.000			0.000	
	6967	viśēṣabhūsvādhinādhikāriḡaḡueneceaicitrad		146	2	Machinery	SoilMoistureConservation	TCB	Ha	0.05741	0.1900	14.609	75.614	0.011
							WasteWair	No	0.0500	0			0.000	
							Forestry	Ha	0.15250	3.0000			0.458	
							Horticulture	Ha	0.22634	0.400			0.091	
	6968	aḍivērayallappa		147	2	Machinery	SoilMoistureConservation	TCB	Ha	0.05741	0.3900	14.609	75.614	0.022

							WasteWair	No	0.0500	0			0.000
							Forestry	Ha	0.15250	2.0000			0.305
							Horticulture	Ha	0.22634	0.300			0.068
6969	hullabanniurphaadaviyavaraniᅅgappa	147	2ᅅ	Machinery	SoilMoistureConservation	TCB	Ha	0.05741	0.5000	14.609	75.614		0.029
							WasteWair	No	0.0500	0			0.000

VillageName	Farmer Code	FarmerName	Aadhar Card No	Survey Number	RateType(Manually /Machine ry)	ActivityType(SoilMoistureCo nservationActivity/Water HarvestingActivity)	ActivityName	Unit	UnitCost( InLakhs.)	Proposed Quantity	Latitude( Deg-Min- Sec)	Longitude (Deg-Min- Sec)	TotalCost (InLacs)	Site Photo
							Forestry	Ha	0.15250	4.0000			0.610	
							Horticulture	Ha	0.22634	0.000			0.000	
	6970	mākanūravirupākṣappabincanabasappa	pa	147	1	Machinery	SoilMoistureConservation	TCB	Ha	0.05741	0.9200	14.609	75.614	0.053
							WasteWair	No	0.0500	0			0.000	
							Forestry	Ha	0.15250	0.0000			0.000	
							Horticulture	Ha	0.22634	2.000			0.453	
	6971	mākanūranīlam'makōṁmahādēvappa		148	1	Machinery	SoilMoistureConservation	TCB	Ha	0.05741	1.1300	14.609	75.614	0.065
							WasteWair	No	0.0500	0			0.000	
							Forestry	Ha	0.15250	0.0000			0.000	
							Horticulture	Ha	0.22634	0.000			0.000	
	6972	mākanūracannappabincanabasappa		148	2	Machinery	SoilMoistureConservation	TCB	Ha	0.05741	0.2700	14.609	75.614	0.016
							WasteWair	No	0.0500	4			0.200	
							Forestry	Ha	0.15250	0.0000			0.000	
							Horticulture	Ha	0.22634	0.000			0.000	
	6973	Mākanūracannappabincanabasappa		148	4	Machinery	SoilMoistureConservation	TCB	Ha	0.05741	0.8400	14.609	75.614	0.048
							WasteWair	No	0.0500	0			0.000	
							Forestry	Ha	0.15250	0.0000			0.000	
							Horticulture	Ha	0.22634	0.000			0.000	
	6974	aḍivēppanavaramallēśappa		149	2	Machinery	SoilMoistureConservation	TCB	Ha	0.05741	1.2000	14.609	75.614	0.069
							WasteWair	No	0.0500	4			0.200	
							Forestry	Ha	0.15250	0.0000			0.000	
							Horticulture	Ha	0.22634	0.000			0.000	
	6975	aḍiveppanavaraśiddappa		149	5	Machinery	SoilMoistureConservation	TCB	Ha	0.05741	0.3600	14.609	75.614	0.021
							WasteWair	No	0.0500	0			0.000	
							Forestry	Ha	0.15250	0.0000			0.000	
							Horticulture	Ha	0.22634	0.000			0.000	
	6976	ēkabōṭeśrīnivāsa		149	6	Machinery	SoilMoistureConservation	TCB	Ha	0.05741	0.1400	14.609	75.614	0.008
							WasteWair	No	0.0500	0			0.000	
							Forestry	Ha	0.15250	0.0000			0.000	
							Horticulture	Ha	0.22634	0.000			0.000	
	6977	śrīnivāsatandeśivarāmasāladvā.		149	6	Machinery	SoilMoistureConservation	TCB	Ha	0.05741	0.1300	14.609	75.614	0.007
							WasteWair	No	0.0500	0			0.000	
							Forestry	Ha	0.15250	0.0000			0.000	
							Horticulture	Ha	0.22634	0.000			0.000	
	6978	Aḍiveppanavaraśivakkakomśēkhappa		149	6	Machinery	SoilMoistureConservation	TCB	Ha	0.05741	0.1200	14.609	75.614	0.007
							WasteWair	No	0.0500	3			0.150	
							Forestry	Ha	0.15250	0.0000			0.000	
							Horticulture	Ha	0.22634	0.000			0.000	
	6979	aḍiveppanavaratirakappa		149	6	Machinery	SoilMoistureConservation	TCB	Ha	0.05741	0.1300	14.609	75.614	0.007
							WasteWair	No	0.0500	0			0.000	
							Forestry	Ha	0.15250	0.0000			0.000	
							Horticulture	Ha	0.22634	0.000			0.000	
	6980	majjagisahadēvappamaḷḷappa		149	1	Machinery	SoilMoistureConservation	TCB	Ha	0.05741	0.7500	14.609	75.614	0.043
							WasteWair	No	0.0500	3			0.150	
							Forestry	Ha	0.15250	0.0000			0.000	
							Horticulture	Ha	0.22634	0.000			0.000	
	6981	mākanūraparamēśappa		149	2	Machinery	SoilMoistureConservation	TCB	Ha	0.05741	1.0800	14.609	75.614	0.062

							WasteWair	No	0.0500	0			0.000
							Forestry	Ha	0.15250	1.0000			0.153
							Horticulture	Ha	0.22634	0.000			0.000
6982	aḍiveppanavaramahēśappa		149	3	Machinery	SoilMoistureConservation	TCB	Ha	0.05741	0.5900	14.609	75.614	0.034
							WasteWair	No	0.0500	0			0.000

VillageName	Farmer Code	FarmerName	Aadhar Card No	Survey Number	RateType(Manually /Machine ry)	ActivityType(SoilMoistureCo nservationActivity/Water HarvestingActivity)	ActivityName	Unit	UnitCost( InLakhs.)	Proposed Quantity	Latitude( Deg-Min- Sec)	Longitude (Deg-Min- Sec)	TotalCost (InLacs)	Site Photo
							Forestry	Ha	0.15250	4.0000			0.610	
							Horticulture	Ha	0.22634	0.000			0.000	
	6983	aḍiveppanavaramallikārjunabinsiddappa	149	4	Machinery	SoilMoistureConservation	TCB	Ha	0.05741	0.2700	14.609	75.614	0.016	
							WasteWair	No	0.0500	0			0.000	
							Forestry	Ha	0.15250	3.0000			0.458	
							Horticulture	Ha	0.22634	0.400			0.091	
	6984	Paramēšappanijaliṅgappamākanūra.	149	5	Machinery	SoilMoistureConservation	TCB	Ha	0.05741	1.2000	14.609	75.614	0.069	
							WasteWair	No	0.0500	0			0.000	
							Forestry	Ha	0.15250	2.0000			0.305	
							Horticulture	Ha	0.22634	0.200			0.045	
	6985	Aḍiveppanavarabasappauphbasavarājabin	149	6	Machinery	SoilMoistureConservation	TCB	Ha	0.05741	0.8500	14.609	75.614	0.049	
							WasteWair	No	0.0500	0			0.000	
							Forestry	Ha	0.15250	4.0000			0.610	
							Horticulture	Ha	0.22634	0.000			0.000	
	6986	nāgappakaradenṅṅanavara.	149	7	Machinery	SoilMoistureConservation	TCB	Ha	0.05741	0.4000	14.609	75.614	0.023	
							WasteWair	No	0.0500	0			0.000	
							Forestry	Ha	0.15250	0.0000			0.000	
							Horticulture	Ha	0.22634	4.000			0.905	
	6987	Majjagiśivappa	149	9	Machinery	SoilMoistureConservation	TCB	Ha	0.05741	1.0800	14.609	75.614	0.062	
							WasteWair	No	0.0500	0			0.000	
							Forestry	Ha	0.15250	0.0000			0.000	
							Horticulture	Ha	0.22634	2.000			0.453	
	6988	hullattitim'mappa	150	3	Machinery	SoilMoistureConservation	TCB	Ha	0.05741	1.0000	14.609	75.614	0.057	
							WasteWair	No	0.0500	0			0.000	
							Forestry	Ha	0.15250	0.0000			0.000	
							Horticulture	Ha	0.22634	2.000			0.453	
	6989	aḍiveppanavarakuruvatteppadakṣina	150	3	Machinery	SoilMoistureConservation	TCB	Ha	0.05741	0.4000	14.609	75.614	0.023	
							WasteWair	No	0.0500	0			0.000	
							Forestry	Ha	0.15250	0.0000			0.000	
							Horticulture	Ha	0.22634	2.000			0.453	
	6990	aḍiveppanavaracanabasappa	150	3	Machinery	SoilMoistureConservation	TCB	Ha	0.05741	0.6000	14.609	75.614	0.034	
							WasteWair	No	0.0500	0			0.000	
							Forestry	Ha	0.15250	0.0000			0.000	
							Horticulture	Ha	0.22634	2.000			0.453	
	6991	muddihonakērappa	150	1	Machinery	SoilMoistureConservation	TCB	Ha	0.05741	1.3600	14.609	75.614	0.078	
							WasteWair	No	0.0500	0			0.000	
							Forestry	Ha	0.15250	0.0000			0.000	
							Horticulture	Ha	0.22634	3.000			0.679	
	6992	aḍiveppanavaragirijavva	150	2	Machinery	SoilMoistureConservation	TCB	Ha	0.05741	0.8000	14.609	75.614	0.046	
							WasteWair	No	0.0500	0			0.000	
							Forestry	Ha	0.15250	0.0000			0.000	
							Horticulture	Ha	0.22634	2.000			0.453	
	6993	narasagoṅṅrahanumantappa	150	3	Machinery	SoilMoistureConservation	TCB	Ha	0.05741	1.1800	14.609	75.614	0.068	
							WasteWair	No	0.0500	0			0.000	
							Forestry	Ha	0.15250	0.0000			0.000	
							Horticulture	Ha	0.22634	4.000			0.905	
	6994	aḍiveppanavarabasavarāja	150	4	Machinery	SoilMoistureConservation	TCB	Ha	0.05741	0.6400	14.609	75.614	0.037	

								WasteWair	No	0.0500	4			0.200
								Forestry	Ha	0.15250	0.0000			0.000
								Horticulture	Ha	0.22634	0.000			0.000
6995	Paramēsappanijaliṅgappamākanūra.		150	5	Machinery	SoilMoistureConservation		TCB	Ha	0.05741	0.6000	14.609	75.614	0.034
								WasteWair	No	0.0500	0			0.000

VillageName	Farmer Code	FarmerName	Aadhar Card No	Survey Number	RateType(Manually /Machine ry)	ActivityType(SoilMoistureCo nservationActivity/Water HarvestingActivity)	ActivityName	Unit	UnitCost( InLakhs.)	Proposed Quantity	Latitude( Deg-Min- Sec)	Longitude (Deg-Min- Sec)	TotalCost (InLacs)	Site Photo
							Forestry	Ha	0.15250	0.0000			0.000	
							Horticulture	Ha	0.22634	0.000			0.000	
	6996	Mākanūrarudrappa		150	6	Machinery	SoilMoistureConservation	TCB	Ha	0.05741	0.8000	14.609	75.614	0.046
							WasteWair	No	0.0500	0			0.000	
							Forestry	Ha	0.15250	0.0000			0.000	
							Horticulture	Ha	0.22634	0.000			0.000	
	6997	hullattitim'mappa		150	7	Machinery	SoilMoistureConservation	TCB	Ha	0.05741	0.4000	14.609	75.614	0.023
							WasteWair	No	0.0500	4			0.200	
							Forestry	Ha	0.15250	0.0000			0.000	
							Horticulture	Ha	0.22634	0.000			0.000	
	6998	mākanūrarudrappa		150	8	Machinery	SoilMoistureConservation	TCB	Ha	0.05741	0.4900	14.609	75.614	0.028
							WasteWair	No	0.0500	2			0.100	
							Forestry	Ha	0.15250	0.0000			0.000	
							Horticulture	Ha	0.22634	0.000			0.000	
	6999	paramēśappanijaliṅgappamākanūra.		150	9	Machinery	SoilMoistureConservation	TCB	Ha	0.05741	1.6000	14.609	75.614	0.092
							WasteWair	No	0.0500	2			0.100	
							Forestry	Ha	0.15250	0.0000			0.000	
							Horticulture	Ha	0.22634	0.000			0.000	
	7000	Muddihonakērapabinsiddappa		151	2	Machinery	SoilMoistureConservation	TCB	Ha	0.05741	0.4100	14.609	75.614	0.024
							WasteWair	No	0.0500	2			0.100	
							Forestry	Ha	0.15250	0.0000			0.000	
							Horticulture	Ha	0.22634	0.000			0.000	
	7001	muddihonakērapabinsiddappa		151	4	Machinery	SoilMoistureConservation	TCB	Ha	0.05741	0.4100	14.609	75.614	0.024
							WasteWair	No	0.0500	2			0.100	
							Forestry	Ha	0.15250	0.0000			0.000	
							Horticulture	Ha	0.22634	0.000			0.000	
	7002	muddiheggappa		151	5	Machinery	SoilMoistureConservation	TCB	Ha	0.05741	0.4200	14.609	75.614	0.024
							WasteWair	No	0.0500	2			0.100	
							Forestry	Ha	0.15250	0.0000			0.000	
							Horticulture	Ha	0.22634	0.000			0.000	
	7003	muddibharamappabinmārtāṅḍappa		151	7	Machinery	SoilMoistureConservation	TCB	Ha	0.05741	0.4200	14.609	75.614	0.024
							WasteWair	No	0.0500	2			0.100	
							Forestry	Ha	0.15250	0.0000			0.000	
							Horticulture	Ha	0.22634	0.000			0.000	
	7004	jagadīśa.Tandekhaṅḍyepa.Bāgalara..		154	1	Machinery	SoilMoistureConservation	TCB	Ha	0.05741	1.9500	14.609	75.614	0.112
							WasteWair	No	0.0500	1			0.050	
							Forestry	Ha	0.15250	3.0000			0.458	
							Horticulture	Ha	0.22634	0.300			0.068	
	7005	Gauḍaśivaṅṅanavarasahadēvappa		154	2	Machinery	SoilMoistureConservation	TCB	Ha	0.05741	0.9800	14.609	75.614	0.056
							WasteWair	No	0.0500	1			0.050	
							Forestry	Ha	0.15250	2.0000			0.305	
							Horticulture	Ha	0.22634	0.200			0.045	
	7006	gauḍaśivaṅṅanavaraṣaṅṅmukhappa		154	3	Machinery	SoilMoistureConservation	TCB	Ha	0.05741	0.9800	14.609	75.614	0.056
							WasteWair	No	0.0500	1			0.050	
							Forestry	Ha	0.15250	2.0000			0.305	
							Horticulture	Ha	0.22634	0.000			0.000	
	7007	Jagadīśa.Tandekhaṅḍyepa.Bāgalara..		155	*	Machinery	SoilMoistureConservation	TCB	Ha	0.05741	1.7900	14.609	75.614	0.103

							WasteWair	No	0.0500	1			0.050
							Forestry	Ha	0.15250	2.0000			0.305
							Horticulture	Ha	0.22634	0.000			0.000
7008	Añjaliravīndramālāpura		159	*	Machinery	SoilMoistureConservation	TCB	Ha	0.05741	1.6900	14.609	75.614	0.097
							WasteWair	No	0.0500	1			0.050



VillageName	Farmer Code	FarmerName	Aadhar Card No	Survey Number	RateType(Manually /Machinery)	ActivityType(SoilMoistureConservationActivity/Water HarvestingActivity)	ActivityName	Unit	UnitCost(InLakhs.)	Proposed Quantity	Latitude(Deg-Min-Sec)	Longitude (Deg-Min-Sec)	TotalCost (InLacs)	Site Photo
							Forestry	Ha	0.15250	3.0000			0.458	
							Horticulture	Ha	0.22634	0.300			0.068	
	7009	koppadakarabasappa		162	*	Machinery	SoilMoistureConservation	TCB	Ha	0.05741	1.7400	14.609	75.614	0.100
							WasteWair	No	0.0500	1			0.050	
							Forestry	Ha	0.15250	2.0000			0.305	
							Horticulture	Ha	0.22634	0.000			0.000	
	7010	mākanūradēvendrappa		163	*	Machinery	SoilMoistureConservation	TCB	Ha	0.05741	1.9600	14.609	75.614	0.113
							WasteWair	No	0.0500	1			0.050	
							Forestry	Ha	0.15250	2.0000			0.305	
							Horticulture	Ha	0.22634	0.000			0.000	
	7011	mākanūrabasavarāja		166	1	Machinery	SoilMoistureConservation	TCB	Ha	0.05741	0.9900	14.609	75.614	0.057
							WasteWair	No	0.0500	1			0.050	
							Forestry	Ha	0.15250	2.0000			0.305	
							Horticulture	Ha	0.22634	0.200			0.045	
	7012	aḍḍigauram'makōm̄maraḍeppa		166	2	Machinery	SoilMoistureConservation	TCB	Ha	0.05741	0.9900	14.609	75.614	0.057
							WasteWair	No	0.0500	1			0.050	
							Forestry	Ha	0.15250	2.0000			0.305	
							Horticulture	Ha	0.22634	0.300			0.068	

[Chapter-IV]4.5DetailsofVegetativeCoverActivitiesPlantationType:HorticulturteActivities

VillageName	FarmerName:	FarmerCode	AadharCardNo.	RateType(Manually/Machinery)	SurveyNo:	Total Area (Ha.)	Proposed Area(Ha.)	Activity/Model /Plant/CropName:	Numberof PlantsPer Ha	No.of plants	Methodofirrigation(Drip/Ring/Surface)	Sourceofirrigation(Canal/Rainfed/Well)	AreaasperTypeOfLand(Ha.)		OwnershipofLand(CommunityLand/PrivateLand/Other)	Latitude(Deg-Min-Sec)	Longitude (Deg-Min-Sec)
													WasteLand	Cultivable			
Ranebennur, Halageri4 D4C5T2e	CHAPTER4.4A LLFARMERS			Manually		32.00	32.00	COCONUT, SAPOTA, CURRYLEAF, GUAVA, MANGO, LEMON	100	3200	DRIP Irrigation	BOREWELL	0	32.00	PrivateLand		

[Chapter-IV]4.5ADetailsofVegetativeCoverActivities

PlantationType:AfforestationActivities

VillageName	FarmerName:	Farmer Code	Aadhar Card No.	Rate Type(Manually/ Machinery)	SurveyNo:	TotalArea (Ha.)	Proposed Area(Ha.)	Activity/Model/Plant/Crop Name:	Number ofPlantsPerHa	No.ofplants	Methodofirrigation(Drip/R ing/Surface)	Sourceofirrigation (Canal/Rainfed/W ell)	AreaasperTypeOfLand(H a.)		Ownershipof Land(Comm unityLand/Priv ateLand/Oth erLand)
													WasteLand	Cultivable	
Ranebennur, Halageri4 D4C5T2e	CHAPTER4.4ALLF ARMERS			Manually		45.00	45.00	TEAK, SILVEROAK,MAHAGONI,BAMBOO	100	4500	DRIP Irrigation	BOREWELL	0	45.00	PrivateLand

[Chapter-IV]4.5B.DetailsofVegetativeCoverActivitPlantationType:Fodderdevelopment

VillageName	FarmerName:	Farmer Code	Aadhar Card No.	Rate Type(Manually/ Machinery)	SurveyNo:	TotalArea (Ha.)	Proposed Area(Ha.)	Activity/Model/Plant/Crop Name:	Number ofPlantsPerHa	No.ofplants	Methodofirrigation(Drip/R ing/Surface)	Sourceofirrigation (Canal/Rainfed/W ell)	AreaasperTypeOfLand(H a.)		Ownershipof Land(Comm unityLand/Priv ateLand/Oth erLand)
													WasteLand	Cultivable	
Ranebennur, Halageri4 D4C5T2e	CHAPTER4.4ALLF ARMERS			Manually		2.00	2.00	PLANTING OFFODDER CROPVIZ NAPIERGRASS &LUCERN	10000	20000	DRIP Irrigation	BOREWELL	0	2.00	PrivateLand

[Chapter-IV]4.5CDetailsofVegetativeCoverActivitiesPlantationType:NurseryActivities

VillageName	FarmerName:	Farmer Code	Aadhar Card No.	Rate Type(Manually/ Machinery)	SurveyNo:	TotalArea (Ha.)	Proposed Area(Ha.)	Activity/Model/Plant/Crop Name:	Number ofPlantsPerHa	No.ofplants	Methodofirrigation(Drip/R ing/Surface)	Sourceofirrigation (Canal/Rainfed/W ell)	AreaasperTypeOfLand(H a.)		Ownershipof Land(Comm unityLand/Priv ateLand/Oth erLand)
													WasteLand	Cultivable	
Ranebennur, Halageri4 D4C5T2e	CHAPTER4.4ALLF ARMERS														



4. Net Planning and Project activities

Rs in lakhs

[ Chapter - IV ] 4.6 Livelihood Activities for the asst less persons and Micro enterprises & Business development

Village Name	Group Type (SHG Group/User Group/ Group Federation)	Group Name	Activity Name	Raw Material Available	Required Material
Asundi	SHG	SRI MARIYAMMADEVI SHG	<b>Training Component (on farm)</b>		
		SRI BIRALIGESHWARA SHG	1.1 Integrated crop management		
		SRI KITTUR RANI CHANNAMMA SHG	1.2 Integrated Nutrient Management		
		SRI DYMAVVA DEVI SHG	1.3 Organic Farming		
		SRI PARVATADEVI SHG	1.4 Crop Diversification		
Hulihalli	SHG	Akkamahadevi SHG	1.5 Integrated Farming System		
		Durugadevi	1.6 Integrated Pest Management		
		Dyamavva Devi SHG	1.7 Integrated Weed Management		
		Vidya SHG	1.8 Integrated Moisture Management		
		Vidya SHG			
Joisaraharalahalli	SHG	Laxmi SHG			
		Kariyamma Devi	1.9 Others		
		Renuka			
		Matangeswari	<b>Training Component (Institutional)</b>		
Ukkundha Yerekuppi	SHG	Yallamma Devi SHG			
		Hemareddi Mallamma SHG			
		Kadikeramma SHG			
		Vaishanavi Devi SHG	1.1 Integrated crop management		
		Yashasvini SHG	1.2 Integrated Nutrient Management		
Saravanda	SHG	Laxmi SHG			
Benakanakondda	SHG	Poornima			
		Shakti			
		Kalikadevi			
		Kariyamma Devi			
Tirumaladevarakoppa	SHG	Belavadi Mallamma			
		Kittur Rani Channamma			

Group Type (SHG/ Individual User/ Cooperative/Group Formation)	Group Name	Activity Name	Raw Material Available	Required Material
SHG	Banshankari			
	Durga devi	1.3 Organic Farming		
	Bibi Fatima	1.4 Crop Diversification		
	Tulasi	1.5 Integrated Farming System		
	Jansi Rani Laxmibai	1.6 Integrated Pest Management		
	Dhanalaxmi	1.7 Integrated Weed Management		
	Renuka Devi	1.8 Integrated Moisture Management		
	Bannimahakali	1.9 Others		
	Kittur Rani Channamma			
	Choudeewari			
	Sharadamba			

#### 4. Net Planning and Project activities

Rsinlakhs

[Chapter-IV]4.7DetailsofProductionSystems

VillageName	GroupType (SHG Group/UserGroup/GroupFederation)	GroupName	Farmer Code	Adhar Card	ActivityName	ProposedQuantity(Area/Nos)AreainHa
Asundi	SHG	SRIMARIYAMMADEVISHG			2.1ScientificCompostMaking	
		SRIBIRALIGESHWARASHG			2.2GreenHouse/shadehousesInstallation	
		SRIKITTURRANICHANNAMMASHG			2.3Forest/HorticultureNurseryEstablishment	
		SRIDYMAVVADEVISHG			2.4IntensiveHorticulture(Ha)	
		SRIPARVATADEVISHG			2.5MushroomCultivation(No)	
Hulihalli	SHG	AkkamahadeviSHG			2.6AzollaCultivation	
		Durugadevi			2.7SilageUnitEstablishment	
		DyamavvaDeviSHG			2.8HoneyBeeCultivation	
		VidyaSHG			2.9BackyardPoultry	
		VidyaSHG			2.10Cropdiversification	
Joisaraharahalli	SHG	LaxmiSHG			2.11IFS	
		KariyammaDevi			2.12INM	
		Renuka			2.13IPM	
		Matangeswari			2.14Vermicompost	
Ukkundha	SHG					
Yerekuppi	SHG	YallammaDeviSHG	Farmer	dharCar	2.15Bio-digesterUnit	
		HemareddiMallammaSHG			2.16Jeevamruth	
		KadikerammaSHG			2.17Beejamruth	
		VaishanaviDeviSHG			2.18MicroIrrigation(Sprinkler)	
		YashasviniSHG			2.18MicroIrrigation(Drip)	
Saravanda	SHG	LaxmiSHG			2.19Waterapplication/Distribution	
Benakanakonda	SHG	Poornima			2.20IncentivesforCertifiedSeedsProduction	
		Shakti			2.21SpiralSeparator	
		Kalikadevi			2.22SolarBubleDryer	
		KariyammaDevi			2.23Bio-GasPlant	
Tirumaladevarakoppa	SHG	BelavadiMallamma			2.24RuralMachineryBanks(CHSC)	
		KitturRaniChannamma				

VillageName	GroupType (SHG Group/UserG roup/GroupF ederation)	GroupName	Farmer Code	Adhar Card	ActivityName	ProposedQ uantity(Ar ea/Nos)Ar eainHa
Halageri	SHG	Banshankari				
		Durgadevi				
		BibiFatima				
		Tulasi				
		JansiRaniLaxmibai				
		Dhanalaxmi				
		RenukaDevi				
		Bannimahakali				
		KitturRaniChannamma				
		Choudeswari				
		Sharadamba				



## 4. Net Planning and Project Activities

[Chapter-IV] 4.9 Administrative cost

Area(Ha)	Village	Amount(rs in lakh)	Remarks
239.47	Asundi	5.26834	
958.08	Hulihalli	21.07776	
553.14	Joisaraharalahalli	12.16908	
735	Ukkundha	16.17	
639.79	Yerekuppi	14.07538	
969.51	Saravandha	21.32922	
604.83	Benakanakondda	13.30626	
169.24	Lakshmapur	3.72328	
290.46	Tirumaladeevarakopp	6.39012	
439.43	Halageri	9.66746	
1059.05	Ranebennur	23.2991	
<b>6658</b>		<b>146.476</b>	

---

#### 4. Net Planning and Project Activities

[Chapter-IV] 4.10 Monitoring and Evaluation

Area(Ha)	Village	Amount(rsinlakh)	Remarks
239.47	Asundi	1.053668	
958.08	Hulihalli	4.215552	
553.14	Joisaraharalahalli	2.433816	
735	Ukkundha	3.234	
639.79	Yerekuppi	2.815076	
969.51	Saravandha	4.265844	
604.83	Benakanakondda	2.661252	
169.24	Lakshampur	0.744656	
290.46	Tirumaladeevarakopp	1.278024	
439.43	Halageri	1.933492	
1059.05	Ranebennur	4.65982	
<b>6658</b>		<b>29.2952</b>	

#### 4. Net Planning and Project Activities

[Chapter-IV]4.11 Detailed Project Report

Area(Ha)	Village	Amount(rsinlakh)	Remarks
239.47	Asundi	0.526834	
958.08	Hulihalli	2.107776	
553.14	Joisaraharalahalli	1.216908	
735	Ukkundha	1.617	
639.79	Yerekuppi	1.407538	
969.51	Saravandha	2.132922	
604.83	Benakanakondda	1.330626	
169.24	Lakshmapur	0.372328	
290.46	Tirumaladeevarakopp	0.639012	
439.43	Halageri	0.966746	
1059.05	Ranebennur	2.32991	
<b>6658</b>		<b>14.6476</b>	

## 4.NetPlanningandProjectactivities

[Chapter-IV]4.12Institutionand capacitybuilding

Area(Ha)	Village	Amount(rsinlakh)	Remarks
239.47	Asundi	1.580502	
958.08	Hulihalli	6.323328	
553.14	Joisaraharahalli	3.650724	
735	Ukkundha	4.851	
639.79	Yerekuppi	4.222614	
969.51	Saravandha	6.398766	
604.83	Benakanakondda	3.991878	
169.24	Lakshampur	1.116984	
290.46	Tirumaladeevarakopp	1.917036	
439.43	Halageri	2.900238	
1059.05	Ranebennur	6.98973	
<b>6658</b>		<b>43.9428</b>	

#### 4. Net Planning and Project Activities

[Chapter-IV] 4.13 Entry Point Activities

Area(Ha)	Village	Amount(rs in lakh)	Remarks
239.47	Asundi	1.053668	
958.08	Hulihalli	4.215552	
553.14	Joisaraharalahalli	2.433816	
735	Ukkundha	3.234	
639.79	Yerekuppi	2.815076	
969.51	Saravandha	4.265844	
604.83	Benakanakondda	2.661252	
169.24	Lakshmapur	0.744656	
290.46	Tirumaladeevarakopp	1.278024	
439.43	Halageri	1.933492	
1059.05	Ranebennur	4.65982	
<b>6658</b>		<b>29.2952</b>	

**4.NetPlanningandProjectactivities**

Area(Ha)	Village	Amount(rsinlakh)	Remarks
239.47	Asundi	1.053668	
958.08	Hulihalli	4.215552	
553.14	Joisaraharahalli	2.433816	
735	Ukkundha	3.234	
639.79	Yerekuppi	2.815076	
969.51	Saravandha	4.265844	
604.83	Benakanakondda	2.661252	
169.24	Lakshmapur	0.744656	
290.46	Tirumaladeevarakopp	1.278024	
439.43	Halageri	1.933492	
1059.05	Ranebennur	4.65982	
<b>6658</b>		<b>29.2952</b>	

# CHAPTER-5



5. Project Planning and Action Plan

4.NetPlanningandProjectactivities

[ Chapter - V ] 5.1 Entry Point Activity

Rs in lakhs

Amount Earnmarked for EPA(Lacs) :

Sl. No.	Village Name	Entry Point Activity Name	Estimated Cost (In Lacs)	Executing Agency	Latitude (Degree -Min- Sec)	Longitude (Degree - Min - Sec)	Months for Work Completion
1	Halageri	Farm Michenary	8.00	ADA	14.564 901	75.603568	31-Mar
2	Joisaraharahalli	Farm Michenary	8.00	ADA	14.585	75.539	31-Mar
3	Ukkundha	FPO FORMATION & CHSC	4.30	ADA	14.599	75.529	31-Mar
4	Benakanakondda		5.00	ADA	14.57	75.59	31-Mar
5	Sarvanda		4.00	ADA	14.601	75.548	31-Mar
<b>Total Estimate Cost</b>			<b>29.30</b>				

## 5. Project Planning and Action Plan

### 4. Net Planning and Project Activities

Rs in lakhs

[ Chapter - V ] 5.2 Village wise Run-off Calculation

Block : RANEENNUR

Sl.No.	Village Name	Total Area (Ha)	Particulars	Catchment Area (Ha.)	Run-Off Yield Per Ha (CuM)	Total Yield of Run-Off (CuM)	Average Annual Rainfall(mm)	Runoff Method
1	Asundi	239.47	Catchment Area Having 0 to 5 % Slope	239.47	1.2	2298.912	667	Rationale
			Catchment Area Having 5 to 20% Slope	0	0	0	0	-
			Catchment Area Above 20% Slope	0	0	0	0	-
				<b>239.47</b>	<b>1.20</b>	<b>2298.91</b>	<b>667</b>	
	Hulihalli	958.08	Catchment Area Having 0 to 5 % Slope	958.08	1.2	9197.568	667	Rationale
			Catchment Area Having 5 to 20% Slope	0	0	0	0	-
			Catchment Area Above 20% Slope	0	0	0	0	-
				<b>958.08</b>	<b>1.20</b>	<b>9197.57</b>	<b>667</b>	
3	Joisaraharahalli	553.14	Catchment Area Having 0 to 5 % Slope	553.14	1.2	5310.144	667	Rationale
			Catchment Area Having 5 to 20% Slope	0	0	0	0	-
			Catchment Area Above 20% Slope	0	0	0	0	-
				<b>553.14</b>	<b>1.20</b>	<b>5310.14</b>	<b>667</b>	
4	Ukkundha	735.00	Catchment Area Having 0 to 5 % Slope	735.00	1.2	7056	667	Rationale
			Catchment Area Having 5 to 20% Slope	0	0	0	0	-
			Catchment Area Above 20% Slope	0	0	0	0	-
				<b>735.00</b>	<b>1.20</b>	<b>7056.00</b>	<b>667</b>	
5	Yerekuppi	639.79	Catchment Area Having 0 to 5 % Slope	639.79	1.2	6141.984	667	Rationale
			Catchment Area Having 5 to 20% Slope	0	0	0	0	-
			Catchment Area Above 20% Slope	0	0	0	0	-
				<b>639.79</b>	<b>1.20</b>	<b>6141.98</b>	<b>667</b>	
6	Saravandha	969.51	Catchment Area Having 0 to 5 % Slope	969.51	1.2	9307.296	667	Rationale
			Catchment Area Having 5 to 20% Slope	0	0	0	0	-
			Catchment Area Above 20% Slope	0	0	0	0	-

				969.51	1.20	9307.30	667	
--	--	--	--	--------	------	---------	-----	--

**4.NetPlanningandProjectactivities**

#### 4. Net Planning and Project Activities

7	Benakanakonda	604.83	Catchment Area Having 0 to 5 % Slope	604.83	1.2	5806.368	667	Rationale
			Catchment Area Having 5 to 20% Slope	0	0	0	0	-
			Catchment Area Above 20% Slope	0	0	0	0	-
				<b>604.83</b>	<b>1.20</b>	<b>5806.37</b>	<b>667</b>	
8	Lakshmapur	169.24	Catchment Area Having 0 to 5 % Slope	169.24	1.2	1624.704	667	Rationale
			Catchment Area Having 5 to 20% Slope	0	0	0	0	-
			Catchment Area Above 20% Slope	0	0	0	0	-
				<b>169.24</b>	<b>1.20</b>	<b>1624.70</b>	<b>667</b>	
9	Tirumaladeevarakopp	290.46	Catchment Area Having 0 to 5 % Slope	290.46	1.2	2788.416	667	Rationale
			Catchment Area Having 5 to 20% Slope	0	0	0	0	-
			Catchment Area Above 20% Slope	0	0	0	0	-
				<b>290.46</b>	<b>1.20</b>	<b>2788.42</b>	<b>667</b>	
10	Halageri	439.43	Catchment Area Having 0 to 5 % Slope	439.43	1.2	4218.528	667	Rationale
			Catchment Area Having 5 to 20% Slope	0	0	0	0	-
			Catchment Area Above 20% Slope	0	0	0	0	-
				<b>439.43</b>	<b>1.20</b>	<b>4218.53</b>	<b>667</b>	
11	Ranebennur	1059.05	Catchment Area Having 0 to 5 % Slope	1059.05	1.2	10166.88	667	Rationale
			Catchment Area Having 5 to 20% Slope	0	0	0	0	-
			Catchment Area Above 20% Slope	0	0	0	0	-
				<b>1059.05</b>	<b>1.20</b>	<b>10166.88</b>	<b>667</b>	
<b>GRAND TOTAL</b>						<b>63916.80</b>		

Abstract of Total Yield of Run-off

Catchment Area Having 0 to 5% Slope : Total Yield of Run-off (CuM)	63.917
--	--------

Catchment Area Having 5 to 20% Slope : Total Yield of Run-Off (CuM)	0.000
Catchment Area Above 20% Slope : Total Yield Of Run-Off (CuM)	0.000
<b>Grand Total</b>	<b>63.917</b>

#### 4. Net Planning and Project Activities

#### 5. Project Planning and Action Plan

[ Chapter - V ] 5.3 Run-off Budget in Rs in lakhs

Village Name	Activity Type (Soil & Moisture Conservation Activity / Water Harvesting Activity)	Activity Name	Activity Unit	Quantity of Existing Activities (No/Ha)	Quantity of Proposed Activities (No/Ha)	Run-off To Be Stored By Existing Activities (TCM)	Run-off To Be Stored By Proposed Activities (TCM)	Total Amount of Run-off Stored (TCM)
4D4C2G1a-UKKANDA, AREA-457.66 HA	SOIL AND MOISTURE CONSERVATION	TCB	Ha	0	142.010	0.000	17.041	17.041
	Water harvesting	CHECK DAM	No.	1	3.000	1.300	6.000	7.300
	Water harvesting	FARM POND	No.	3	2.000	1.050	1.200	2.250
		TANK		0		0.000		
4D4C2G1b-UKKANDA, SARVANDA, JOISARAHALLI, AREA-573.73 HA	SOIL AND MOISTURE CONSERVATION	TCB	Ha	0	441.760	0.000	53.011	53.011
	Water harvesting	CHECK DAM	No.	2	0.000	2.600	0.000	2.600
	Water harvesting	FARM POND	No.	4	1.000	1.400	0.600	2.000
		TANK		0				
4D4C2G1c-SARVANDA, ASUNDI, AREA-353.18 HA	SOIL AND MOISTURE CONSERVATION	TCB	Ha	0	268.740	0.000	32.249	32.249
	Water harvesting	CHECK DAM	No.	1	1.000	1.300	2.000	3.300
	Water harvesting	FARM POND	No.	3	2.000	1.050	1.200	2.250
		TANK		2		3.600		
4D4C2G1e-SARVANDA, JOISARAHALLI, HULIHALLI, YEREKUPPI, AREA-576.40 HA	SOIL AND MOISTURE CONSERVATION	TCB	Ha	0	406.230	0.000	48.748	48.748
	Water harvesting	CHECK DAM	No.	1	4.000	1.300	8.000	9.300
	Water harvesting	FARM POND	No.	3	3.000	1.050	1.800	2.850
		TANK		2		3.600		
4D4C2G1f-HULIHALLI, AREA-299.49 HA	SOIL AND MOISTURE CONSERVATION	TCB	Ha	0	175.890	0.000	21.107	21.107
	Water harvesting	CHECK DAM	No.	0	1.000	0.000	2.000	2.000
	Water harvesting	FARM POND	No.	2	2.000	0.700	1.200	1.900
4D4C2G2a-HULIHALLI, YEREKUPPI, RANEBENNUR, AREA-608.08 HA	SOIL AND MOISTURE CONSERVATION	TCB	Ha	0	487.270	0.000	58.472	58.472
	Water harvesting	CHECK DAM	No.	1	6.000	1.300	12.000	13.300
	Water harvesting	FARM POND	No.	4	2.000	1.400	1.200	2.600
	Water harvesting	RRS			1.000	0.000	0.500	0.500

		TANK		1		1.800		
4D4C5T1a-JOISARAHALLI, AREA- 447.67 HA <b>4. Net Planning and Project Activities</b>	SOIL AND MOISTURE CONSERVATION	TCB	Ha	0	276.020	0.000	33.122	33.122
	Water harvesting	CHECK DAM	No.	1	0.000	1.300	0.000	1.300
	Water harvesting	FARM POND	No.	6	2.000	2.100	1.200	3.300
		TANK		2		3.600		

**4. Net Planning and Project Activities**

Village Name	Activity Type(Soil & Moisture Conservation Activity / Water Harvesting Activity)	Activity Name	Activity Unit	Quantity of Existing Activities (No/Ha)	Quantity of Proposed Activities (No/Ha)	Run-off To Be Stored By Existing Activities (TCM)	Run-off To Be Stored By Proposed Activities (TCM)	Total Amount of Run-off Stored (TCM)
4D4C5T1b-JOISARAHALLI, AREA-313.88 HA	SOIL AND MOISTURE CONSERVATION	TCB	Ha	0	160.420	0.000	19.250	19.250
	Water harvesting	CHECK DAM	No.	0	0.000	0.000	0.000	0.000
	Water harvesting	FARM POND	No.	4	2.000	1.400	1.200	2.600
		TANK		1		1.800		
4D4C5T1c-JOISARAHALLI, LAXMAPURA, TDKOPPA, BENAKANKONDA, YEREKUPPI,	SOIL AND MOISTURE CONSERVATION	TCB	Ha	0	397.730	0.000	47.728	47.728
	Water harvesting	CHECK DAM	No.	0	8.000	0.000	16.000	16.000
	Water harvesting	FARM POND	No.	4	2.000	1.400	1.200	2.600
		TANK		4		7.200		
4D4C5T1d-BENAKANKONDA, YEREKUPPI, AREA-410.36 HA	SOIL AND MOISTURE CONSERVATION	TCB	Ha	0	256.990	0.000	30.839	30.839
	Water harvesting	CHECK DAM	No.	1	0.000	1.300	0.000	1.300
	Water harvesting	FARM POND	No.	3	2.000	1.050	1.200	2.250
		TANK		1		1.800		
4D4C5T2a-YEREKUPPI, RANEBENNUR, AREA-374.22 HA	SOIL AND MOISTURE CONSERVATION	TCB	Ha	0	122.600	0.000	14.712	14.712
	Water harvesting	CHECK DAM	No.	2	0.000	2.600	0.000	2.600
	Water harvesting	FARM POND	No.	3	0.000	1.050	0.000	1.050
		TANK		0		0.000		
4D4C5T2b-RANEBENNUR, AREA-447.81 HA	SOIL AND MOISTURE CONSERVATION	TCB	Ha	0	155.170	0.000	18.620	18.620
	Water harvesting	CHECK DAM	No.	0	0.000	0.000	0.000	0.000
	Water harvesting	FARM POND	No.	0	0.000	0.000	0.000	0.000
		TANK		1		1.800		
4D4C5T2c-BENAKANKONDA, HALAGERI, AREA-410.65 HA	SOIL AND MOISTURE CONSERVATION	TCB	Ha	0	553.400	0.000	66.408	66.408
	Water harvesting	CHECK DAM	No.	0	0.000	0.000	0.000	0.000
	Water harvesting	FARM POND	No.	0	2.000	0.000	1.200	1.200
		TANK		0		0.000		
4D4C5T2d-HALAGERI, RANEBENNUR, AREA-374.37 HA	SOIL AND MOISTURE CONSERVATION	TCB	Ha	0	241.420	0.000	28.970	28.970
	Water harvesting	CHECK DAM	No.	0	0.000	0.000	0.000	0.000
	Water harvesting	FARM POND	No.	0	2.000	0.000	1.200	1.200
		TANK		0		0.000		

#### 4. Net Planning and Project Activities

Village Name	Activity Type (Soil & Moisture Conservation Activity / Water Harvesting Activity)	Activity Name	Activity Unit	Quantity of Existing Activities (No/Ha)	Quantity of Proposed Activities (No/Ha)	Run-off To Be Stored By Existing Activities (TCM)	Run-off To Be Stored By Proposed Activities (TCM)	Total Amount of Run-off Stored (TCM)
4D4C5T2e-HALAGERI, RANEBENNUR, AREA-431.47 HA	SOIL AND MOISTURE CONSERVATION	TCB	Ha	0	340.350	0.000	40.842	40.842
	Water harvesting	CHECK DAM	No.	0	0.000	0.000	0.000	0.000
	Water harvesting	FARM POND	No.	0	1.000	0.000	0.600	0.600
<b>TOTAL</b>						<b>51.850</b>	<b>592.620</b>	<b>619.270</b>

#### Abstract Of Run Off Budgeting

Total Available Run_Off (TCM)	789.687	ted From Existing Activities (TCM)	51.85
Run_Off Arrested From Proposed Activities (TCM)	592.62	Balance RunjDff (TCM)	644.47
Balance Run-Off ( % )	197.067	Run-Off Wasted Out ( % )	145.217



5. Project Planning and Action Plan

[ Chapter - V ] 5.4 / 5.5 Planning of Soil & Moisture Conservation and Water Harvesting Activities

4. Net Planning and Project Activities

Rs in lakhs

Block : RANEBENNUR

Village Name	Activity Type(Soil & Moisture Conservation Activity / Water Harvesting Activity)	Activity Name	Activity Unit	Unit Cost	Proposed No. of Structure	Estimated cost (in Lacs)	Scheme Convergence (in Lacs)						Total Months Required for Work Completion	Latitude (Degree -Min- Sec)	Longitude (Degree- Min- Sec)	
							AGRI.DEP TD	HORTI. DEPT.	MGNREG A	MI	NABAR D	RKVY/ OI				STATE PLAN
4D4C2G1a-UKKANDA, AREA-	SOIL AND MOISTURE CONSERVATION	TCB	Ha	0.087	142.010	12.393	9.733	0.000	2.660	0.000	0.000	0.000		24		
	Water harvesting	CD	No.	8.000	3.000	24.000	0.000	0.000	0.000	0.000	0.000	24.000		12		
	Water harvesting	FARM POND	No.	1.040	2.000	2.080	0.000	0.000	2.080	0.000	0.000	0.000		6		
	SOIL AND MOISTURE CONSERVATION	LRRS	No.	2.500	2.000	5.000	2.500	0.000	2.500	0.000	0.000	0.000		15		
	SOIL AND MOISTURE CONSERVATION	Water Way	RMT	0.000	0.000	0.000	0.000	0.000	0.000	0.000	0.000	0.000		24		
	SOIL AND MOISTURE CONSERVATION	RC	No.	0.200	0.000	0.000	0.000	0.000	0.000	0.000	0.000	0.000		0		
	SOIL AND MOISTURE CONSERVATION	Recharge Pit	No.	0.000	0.000	0.000	0.000	0.000	0.000	0.000	0.000	0.000		0		
	SOIL AND MOISTURE CONSERVATION	RRS	No.	0.000	0.000	0.000	0.000	0.000	0.000	0.000	0.000	0.000		0		
4D4C2G1b-UKKANDA,	SOIL AND MOISTURE CONSERVATION	TCB	Ha	0.087	441.760	38.551	35.891	0.000	2.660	0.000	0.000	0.000		24		
	Water harvesting	CD	No.	8.000	0.000	0.000	0.000	0.000	0.000	0.000	0.000	0.000		0		
	Water harvesting	FARM POND	No.	1.040	1.000	1.040	0.000	0.000	1.040	0.000	0.000	0.000		6		
	SOIL AND MOISTURE CONSERVATION	LRRS	No.	2.500	1.000	2.500	2.500	0.000	0.000	0.000	0.000	0.000		0		
	SOIL AND MOISTURE CONSERVATION	Water Way	RMT	0.000	600.000	2.000	0.000	0.000	2.000	0.000	0.000	0.000		24		
	SOIL AND MOISTURE CONSERVATION	RC	No.	0.200	0.000	0.000	0.000	0.000	0.000	0.000	0.000	0.000		0		
	SOIL AND MOISTURE CONSERVATION	Recharge Pit	No.	0.000	0.000	0.000	0.000	0.000	0.000	0.000	0.000	0.000		0		
	SOIL AND MOISTURE CONSERVATION	RRS	No.	0.000	0.000	0.000	0.000	0.000	0.000	0.000	0.000	0.000		0		

**4.NetPlanningandProjectactivities**

4D4C2G1c-SARVANDA,	SOIL AND MOISTURE CONSERVATION	TCB	Ha	0.087	268.740	23.452	20.792	0.000	2.660	0.000	0.000	0.000	24		
	Water harvesting	CD	No.	8.000	1.000	8.000	0.000	0.000	0.000	0.000	0.000	8.000	12		
	Water harvesting	FARM POND	No.	1.040	2.000	2.080	0.000	0.000	2.080	0.000	0.000	0.000	6		
	SOIL AND MOISTURE CONSERVATION	LRRS	No.	2.500	2.000	5.000	2.500	0.000	2.500	0.000	0.000	0.000	15		
	SOIL AND MOISTURE CONSERVATION	Water Way	RMT	0.000	1500.000	5.000	0.000	0.000	5.000	0.000	0.000	0.000	24		
	SOIL AND MOISTURE CONSERVATION	RC	No.	0.200	3.000	0.600	0.600	0.000	0.000	0.000	0.000	0.000	4		
	SOIL AND MOISTURE CONSERVATION	Recharge Pit	No.	0.000	0.000	0.000	0.000	0.000	0.000	0.000	0.000	0.000	0		
	SOIL AND MOISTURE CONSERVATION	RRS	No.	0.000	0.000	0.000	0.000	0.000	0.000	0.000	0.000	0.000	0		
4D4C2G1e-SARVANDA,	SOIL AND MOISTURE CONSERVATION	TCB	Ha	0.087	406.230	35.450	32.790	0.000	2.660	0.000	0.000	0.000	24		
	Water harvesting	CD	No.	8.000	4.000	32.000	0.000	0.000	0.000	0.000	0.000	32.000	12		
	Water harvesting	FARM POND	No.	1.040	3.000	3.120	0.000	0.000	3.120	0.000	0.000	0.000	6		
	SOIL AND MOISTURE CONSERVATION	LRRS	No.	2.500	1.000	2.500	2.500	0.000	0.000	0.000	0.000	0.000	0		
	SOIL AND MOISTURE CONSERVATION	Water Way	RMT	0.000	0.000	0.000	0.000	0.000	0.000	0.000	0.000	0.000	24		
	SOIL AND MOISTURE CONSERVATION	RC	No.	0.200	3.000	0.600	0.600	0.000	0.000	0.000	0.000	0.000	4		
	SOIL AND MOISTURE CONSERVATION	Recharge Pit	No.	0.000	0.000	0.000	0.000	0.000	0.000	0.000	0.000	0.000	0		
	SOIL AND MOISTURE CONSERVATION	RRS	No.	0.000	0.000	0.000	0.000	0.000	0.000	0.000	0.000	0.000	0		
4D4C2G1f-HULIHALLI, AREA-	SOIL AND MOISTURE CONSERVATION	TCB	Ha	0.087	175.890	15.349	12.689	0.000	2.660	0.000	0.000	0.000	24		
	Water harvesting	CD	No.	8.000	1.000	8.000	0.000	0.000	0.000	0.000	0.000	8.000	12		
	Water harvesting	FARM POND	No.	1.040	2.000	2.080	0.000	0.000	2.080	0.000	0.000	0.000	6		
	SOIL AND MOISTURE CONSERVATION	LRRS	No.	2.500	1.000	2.500	2.500	0.000	0.000	0.000	0.000	0.000	0		
	SOIL AND MOISTURE CONSERVATION	Water Way	RMT	0.000	2800.000	8.000	0.000	0.000	8.000	0.000	0.000	0.000	24		
	SOIL AND MOISTURE CONSERVATION	RC	No.	0.200	1.000	0.200	0.200	0.000	0.000	0.000	0.000	0.000	4		
	SOIL AND MOISTURE CONSERVATION	Recharge Pit	No.	0.000	0.000	0.000	0.000	0.000	0.000	0.000	0.000	0.000	0		
	SOIL AND MOISTURE CONSERVATION	RRS	No.	0.000	0.000	0.000	0.000	0.000	0.000	0.000	0.000	0.000	0		

4D4C2G2a-HULIHALLI,	SOIL AND MOISTURE CONSERVATION	TCB	Ha	0.087	487.270	42.522	39.862	0.000	2.660	0.000	0.000	0.000		24		
	Water harvesting	CD	No.	8.000	6.000	48.000	0.000	0.000	0.000	0.000	0.000	48.000		12		
	Water harvesting	FARM POND	No.	1.040	2.000	2.080	0.000	0.000	2.080	0.000	0.000	0.000		6		
	SOIL AND MOISTURE CONSERVATION	LRRS	No.	2.500	1.000	2.500	0.000	0.000	2.500	0.000	0.000	0.000		15		
	SOIL AND MOISTURE CONSERVATION	Water Way	RMT	0.000	2300.000	11.500	3.500	0.000	8.000	0.000	0.000	0.000		24		
	SOIL AND MOISTURE CONSERVATION	RC	No.	0.200	12.000	2.400	2.400	0.000	0.000	0.000	0.000	0.000		4		
	SOIL AND MOISTURE CONSERVATION	Recharge Pit	No.	0.000	2.000	0.600	0.000	0.000	0.600	0.000	0.000	0.000		12		
	SOIL AND MOISTURE CONSERVATION	RRS	No.	0.000	1.000	3.500	0.000	0.000	3.500	0.000	0.000	0.000		12		
4D4C5T1a-JOISARAHALLI,	SOIL AND MOISTURE CONSERVATION	TCB	Ha	0.087	276.020	24.087	21.427	0.000	2.660	0.000	0.000	0.000		24		

**4.NetPlanningandProjectactivities**

4.NetPlanningandProjectActivities

	Water harvesting	CD	No.	8.000	0.000	0.000	0.000	0.000	0.000	0.000	0.000	0.000	0.000	0		
	Water harvesting	FARM POND	No.	1.040	2.000	2.080	0.000	0.000	2.080	0.000	0.000	0.000	0.000	6		
	SOIL AND MOISTURE CONSERVATION	LRRS	No.	2.500	1.000	2.500	0.000	0.000	2.500	0.000	0.000	0.000	0.000	15		
	SOIL AND MOISTURE CONSERVATION	Water Way	RMT	0.000	0.000	0.000	0.000	0.000	0.000	0.000	0.000	0.000	0.000	24		
	SOIL AND MOISTURE CONSERVATION	RC	No.	0.200	0.000	0.000	0.000	0.000	0.000	0.000	0.000	0.000	0.000	0		
	SOIL AND MOISTURE CONSERVATION	Recharge Pit	No.	0.000	0.000	0.000	0.000	0.000	0.000	0.000	0.000	0.000	0.000	0		
	SOIL AND MOISTURE CONSERVATION	RRS	No.	0.000	0.000	0.000	0.000	0.000	0.000	0.000	0.000	0.000	0.000	0		
4D4C5T1b-JOISARAHALLI,	SOIL AND MOISTURE CONSERVATION	TCB	Ha	0.087	160.420	13.999	11.339	0.000	2.660	0.000	0.000	0.000	0.000	24		
	Water harvesting	CD	No.	8.000	0.000	0.000	0.000	0.000	0.000	0.000	0.000	0.000	0.000	0		
	Water harvesting	FARM POND	No.	1.040	2.000	2.080	0.000	0.000	2.080	0.000	0.000	0.000	0.000	6		
	SOIL AND MOISTURE CONSERVATION	LRRS	No.	2.500	1.000	2.500	2.500	0.000	0.000	0.000	0.000	0.000	0.000	0		
	SOIL AND MOISTURE CONSERVATION	Water Way	RMT	0.000	0.000	0.000	0.000	0.000	0.000	0.000	0.000	0.000	0.000	24		
	SOIL AND MOISTURE CONSERVATION	RC	No.	0.200	0.000	0.000	0.000	0.000	0.000	0.000	0.000	0.000	0.000	0		
	SOIL AND MOISTURE CONSERVATION	Recharge Pit	No.	0.000	0.000	0.000	0.000	0.000	0.000	0.000	0.000	0.000	0.000	0		
4D4C5T1c-JOISARAHALLI,	SOIL AND MOISTURE CONSERVATION	TCB	Ha	0.087	397.730	34.708	32.048	0.000	2.660	0.000	0.000	0.000	0.000	24		
	Water harvesting	CD	No.	8.000	8.000	64.000	0.000	0.000	0.000	0.000	0.000	64.000	0.000	12		
	Water harvesting	FARM POND	No.	1.040	2.000	2.080	0.000	0.000	2.080	0.000	0.000	0.000	0.000	6		
	SOIL AND MOISTURE CONSERVATION	LRRS	No.	2.500	1.000	2.500	2.500	0.000	0.000	0.000	0.000	0.000	0.000	0		
	SOIL AND MOISTURE CONSERVATION	Water Way	RMT	0.000	2500.000	7.000	0.000	0.000	7.000	0.000	0.000	0.000	0.000	24		
	SOIL AND MOISTURE CONSERVATION	RC	No.	0.200	3.000	0.600	0.600	0.000	0.000	0.000	0.000	0.000	0.000	4		
	SOIL AND MOISTURE CONSERVATION	Recharge Pit	No.	0.000	2.000	0.600	0.000	0.000	0.600	0.000	0.000	0.000	0.000	12		
4D4C5T1d-BENAKANKONDA,	SOIL AND MOISTURE CONSERVATION	TCB	Ha	0.087	256.990	22.426	19.766	0.000	2.660	0.000	0.000	0.000	0.000	24		
	Water harvesting	CD	No.	8.000	0.000	0.000	0.000	0.000	0.000	0.000	0.000	0.000	0.000	0		
	Water harvesting	FARM POND	No.	1.040	2.000	2.080	0.000	0.000	2.080	0.000	0.000	0.000	0.000	6		
	SOIL AND MOISTURE CONSERVATION	LRRS	No.	2.500	1.000	2.500	2.500	0.000	0.000	0.000	0.000	0.000	0.000	0		
	SOIL AND MOISTURE CONSERVATION	Water Way	RMT	0.000	0.000	0.000	0.000	0.000	0.000	0.000	0.000	0.000	0.000	24		
	SOIL AND MOISTURE CONSERVATION	RC	No.	0.200	5.000	1.000	1.000	0.000	0.000	0.000	0.000	0.000	0.000	4		
	SOIL AND MOISTURE CONSERVATION	Recharge Pit	No.	0.000	1.000	0.300	0.000	0.000	0.300	0.000	0.000	0.000	0.000	12		
4D4C5T2a-YEREKUPPI,	SOIL AND MOISTURE CONSERVATION	RRS	No.	0.000	0.000	0.000	0.000	0.000	0.000	0.000	0.000	0.000	0.000	0		
	SOIL AND MOISTURE CONSERVATION	TCB	Ha	0.087	122.600	10.699	8.039	0.000	2.660	0.000	0.000	0.000	0.000	24		
	Water harvesting	CD	No.	8.000	0.000	0.000	0.000	0.000	0.000	0.000	0.000	0.000	0.000	0		
	Water harvesting	FARM POND	No.	1.040	0.000	0.000	0.000	0.000	0.000	0.000	0.000	0.000	0.000	6		
	SOIL AND MOISTURE CONSERVATION	LRRS	No.	2.500	2.000	5.000	2.500	0.000	2.500	0.000	0.000	0.000	0.000	15		
	SOIL AND MOISTURE CONSERVATION	Water Way	RMT	0.000	0.000	0.000	0.000	0.000	0.000	0.000	0.000	0.000	0.000	24		
	SOIL AND MOISTURE CONSERVATION	RC	No.	0.200	0.000	0.000	0.000	0.000	0.000	0.000	0.000	0.000	0.000	0		
SOIL AND MOISTURE CONSERVATION	Recharge Pit	No.	0.000	0.000	0.000	0.000	0.000	0.000	0.000	0.000	0.000	0.000	0			
SOIL AND MOISTURE CONSERVATION	RRS	No.	0.000	0.000	0.000	0.000	0.000	0.000	0.000	0.000	0.000	0.000	0			

4D4C5T2b-PANEBENNUUR	SOIL AND MOISTURE CONSERVATION	TCB	Ha	0.087	155.170	13.541	10.881	0.000	2.660	0.000	0.000	0.000	24		
	Water harvesting	CD	No.	8.000	0.000	0.000	0.000	0.000	0.000	0.000	0.000	0.000	0		
	Water harvesting	FARM POND	No.	1.040	0.000	0.000	0.000	0.000	0.000	0.000	0.000	0.000	6		
	SOIL AND MOISTURE CONSERVATION	LRRS	No.	2.500	1.000	2.500	2.500	0.000	0.000	0.000	0.000	0.000	0		
	SOIL AND MOISTURE CONSERVATION	Water Way	RMT	0.000	0.000	0.000	0.000	0.000	0.000	0.000	0.000	0.000	24		
	SOIL AND MOISTURE CONSERVATION	RC	No.	0.200	0.000	0.000	0.000	0.000	0.000	0.000	0.000	0.000	0		
	SOIL AND MOISTURE CONSERVATION	Recharge Pit	No.	0.000	0.000	0.000	0.000	0.000	0.000	0.000	0.000	0.000	0		
4D4C5T2c-BENAKANKONDA,	SOIL AND MOISTURE CONSERVATION	TCB	Ha	0.087	553.400	48.293	45.633	0.000	2.660	0.000	0.000	0.000	24		
	Water harvesting	CD	No.	8.000	0.000	0.000	0.000	0.000	0.000	0.000	0.000	0.000	0		
	Water harvesting	FARM POND	No.	1.040	2.000	2.080	0.000	0.000	2.080	0.000	0.000	0.000	6		
	SOIL AND MOISTURE CONSERVATION	LRRS	No.	2.500	2.000	5.000	2.500	0.000	2.500	0.000	0.000	0.000	15		
	SOIL AND MOISTURE CONSERVATION	Water Way	RMT	0.000	0.000	0.000	0.000	0.000	0.000	0.000	0.000	0.000	24		
	SOIL AND MOISTURE CONSERVATION	RC	No.	0.200	7.000	1.400	1.400	0.000	0.000	0.000	0.000	0.000	4		
	SOIL AND MOISTURE CONSERVATION	Recharge Pit	No.	0.000	0.000	0.000	0.000	0.000	0.000	0.000	0.000	0.000	0		
4D4C5T2d-HALAGERI,	SOIL AND MOISTURE CONSERVATION	TCB	Ha	0.087	241.420	21.068	18.408	0.000	2.660	0.000	0.000	0.000	24		
	Water harvesting	CD	No.	8.000	0.000	0.000	0.000	0.000	0.000	0.000	0.000	0.000	0		
	Water harvesting	FARM POND	No.	1.040	2.000	2.080	0.000	0.000	2.080	0.000	0.000	0.000	6		
	SOIL AND MOISTURE CONSERVATION	LRRS	No.	2.500	1.000	2.500	0.000	0.000	2.500	0.000	0.000	0.000	15		
	SOIL AND MOISTURE CONSERVATION	Water Way	RMT	0.000	0.000	0.000	0.000	0.000	0.000	0.000	0.000	0.000	24		
	SOIL AND MOISTURE CONSERVATION	RC	No.	0.200	4.000	0.800	0.800	0.000	0.000	0.000	0.000	0.000	4		
	SOIL AND MOISTURE CONSERVATION	Recharge Pit	No.	0.000	0.000	0.000	0.000	0.000	0.000	0.000	0.000	0.000	0		
	SOIL AND MOISTURE CONSERVATION	RRS	No.	0.000	0.000	0.000	0.000	0.000	0.000	0.000	0.000	0.000	0		

4. Net Planning and Project Activities

4D4C5T2e-HALAGERI,	SOIL AND MOISTURE CONSERVATION	TCB	Ha	0.087	340.350	29.701	27.041	0.000	2.660	0.000	0.000	0.000	24		
	Water harvesting	CD	No.	8.000	0.000	0.000	0.000	0.000	0.000	0.000	0.000	0.000	0		
	Water harvesting	FARM POND	No.	1.040	1.000	1.040	0.000	0.000	1.040	0.000	0.000	0.000	6		
	SOIL AND MOISTURE CONSERVATION	LRRS	No.	2.500	2.000	5.000	2.500	0.000	2.500	0.000	0.000	0.000	15		
	SOIL AND MOISTURE CONSERVATION	Water Way	RMT	0.000	0.000	0.000	0.000	0.000	0.000	0.000	0.000	0.000	24		
	SOIL AND MOISTURE CONSERVATION	RC	No.	0.200	2.000	0.400	0.400	0.000	0.000	0.000	0.000	0.000	4		
	SOIL AND MOISTURE CONSERVATION	Recharge Pit	No.	0.000	0.000	0.000	0.000	0.000	0.000	0.000	0.000	0.000	0		
	SOIL AND MOISTURE CONSERVATION	RRS	No.	0.000	0.000	0.000	0.000	0.000	0.000	0.000	0.000	0.000	0		

Planned Amount for Soil & Moisture Activities	482.739
Total Earnmarked amount for Watershed Works	482.739
<b>Total Balance Amount</b>	<b>0.000</b>
Planned Amount for Water Harvesting Activities	210.000
Total Earnmarked amount for Watershed Works	210.000
<b>Total Balance Amount</b>	<b>0.000</b>

## 4. Net Planning and Project Activities

Village Name	Plantation Type( Horticulture Activity/Afforestation Activity/Nursery Activity	Activity/Model/ Plant/Crop Name	Area Proposed for Plantation (Ha.)		Area as per Ownership of Land (Ha)					Unit Cost (Rs./Ha)	Estimated Cost (In lacs)	Scheme Convergence (in Lacs)							Total Months Required for Work Completion
			Waste Land	Cultivated Land	Private Land	Community Land	Other Land	Total Land				AGRI. DEPT	HORT. DEPT	MG NREGA	MI	NABARD	RKVY	STATE PLAN	
			Area (Ha.)	Area (Ha)	Area in Ha	Area in Ha	Area in Ha	Area (in Ha.)	No. of Plants (in Nos.)										
4D4C2G1a-UKKANDA, AREA-457.66 HA	HORTICULTURE	COCONUT, SAPOTA, CURRYLEAF, GUAVA, MANGO, LEMON	0	41	41	0	0	41	4100	0.250	10.250	8.750	0	1.500	0	0	0	30	
	FORESTRY	TEAK, SILVER OAK, MAHAGHONI, BAMBOO	0	60	60	0	0	60	6000	0.153	9.150	8.150	0	1.000	0	0	0	30	
4D4C2G1b-UKKANDA, SARVANDA, JOISARAHALLI, AREA-573.73 HA	HORTICULTURE	COCONUT, SAPOTA, CURRYLEAF, GUAVA, MANGO, LEMON	0	60	60	0	0	60	6000	0.250	15.000	13.500	0	1.500	0	0	0	30	
	FORESTRY	TEAK, SILVER OAK, MAHAGHONI, BAMBOO	0	85	85	0	0	85	8500	0.153	12.963	11.963	0	1.000	0	0	0	30	
4D4C2G1c-SARVANDA, ASUNDI, AREA-353.18 HA	HORTICULTURE	COCONUT, SAPOTA, CURRYLEAF, GUAVA, MANGO, LEMON	0	38	38	0	0	38	3800	0.250	9.500	8.000	0	1.500	0	0	0	30	
	FORESTRY	TEAK, SILVER OAK, MAHAGHONI, BAMBOO	0	52	52	0	0	52	5200	0.153	7.930	6.930	0	1.000	0	0	0	30	

4D4C2G1e-SARVANDA, JOISARAHALLI, HULIHALLI, YEREKUPPI, AREA-576.49 HA	HORTICULTURE	COCONUT, SAPOTA, CURRYLEAF, GUAVA, MANGO, LEMON	0	16	16	0	0	16	1600	0.250	4.000	2.500	0	1.500	0	0	0	30
	FORESTRY	TEAK, SILVER OAK, MAHAGHONI, BAMBOO	0	84	84	0	0	84	8400	0.153	12.810	11.810	0	1.000	0	0	0	30
4D4C2G1f-HULIHALLI, AREA- 299.49 HA	HORTICULTURE	COCONUT, SAPOTA, CURRYLEAF, GUAVA, MANGO, LEMON	0	41	41	0	0	41	4100	0.250	10.250	8.250	0	2.000	0	0	0	30
	FORESTRY	TEAK, SILVER OAK, MAHAGHONI, BAMBOO	0	44	44	0	0	44	4400	0.153	6.710	4.710	0	2.000	0	0	0	30
4D4C2G2a-HULIHALLI, YEREKUPPI, RANEBENNUR, AREA-608.08 HA	HORTICULTURE	COCONUT, SAPOTA, CURRYLEAF, GUAVA, MANGO, LEMON	0	64	64	0	0	64	6400	0.250	16.000	13.500	0	2.500	0	0	0	30
	FORESTRY	TEAK, SILVER OAK, MAHAGHONI, BAMBOO	0	86	86	0	0	86	8600	0.153	13.115	12.115	0	1.000	0	0	0	30
4D4C5T1a-JOISARAHALLI, AREA- 447.67 HA	HORTICULTURE	COCONUT, SAPOTA, CURRYLEAF, GUAVA, MANGO, LEMON	0	64	64	0	0	64	6400	0.250	16.000	14.500	0	1.500	0	0	0	30
	FORESTRY	TEAK, SILVER OAK, MAHAGHONI, BAMBOO	0	74	74	0	0	74	7400	0.153	11.285	9.285	0	2.000	0	0	0	30



4. Net Planning and Project Activities

4D4C5T1b-JOISARAHALLI, AREA-513.88 HA	HORTICULTURE	COCONUT, SAPOTA, CURRYLEAF, GUAVA, MANGO, LEMON	0	31	31	0	0	31	3100	0.250	7.750	6.250	0	1.500	0	0	0	30
	FORESTRY	TEAK, SILVER OAK, MAHAGHONI, BAMBOO	0	49	49	0	0	49	4900	0.153	7.473	6.473	0	1.000	0	0	0	30
4D4C5T1c-JOISARAHALLI, LAXMAPURA, TDKOPPA, BENAKANKONDA, YEREKUPPI, AREA-578.09 HA	HORTICULTURE	COCONUT, SAPOTA, CURRYLEAF, GUAVA, MANGO, LEMON	0	56	56	0	0	56	5600	0.250	14.000	12.500	0	1.500	0	0	0	30
	FORESTRY	TEAK, SILVER OAK, MAHAGHONI, BAMBOO	0	66	66	0	0	66	6600	0.153	10.065	8.065	0	2.000	0	0	0	30
4D4C5T1d-BENAKANKONDA, YEREKUPPI, AREA-410.36 HA	HORTICULTURE	COCONUT, SAPOTA, CURRYLEAF, GUAVA, MANGO, LEMON	0	44	44	0	0	44	4400	0.250	11.000	9.500	0	1.500	0	0	0	30
	FORESTRY	TEAK, SILVER OAK, MAHAGHONI, BAMBOO	0	59	59	0	0	59	5900	0.153	8.998	7.998	0	1.000	0	0	0	30
4D4C5T2a-YEREKUPPI, RANEBENNUR, AREA-374.22 HA	HORTICULTURE	COCONUT, SAPOTA, CURRYLEAF, GUAVA, MANGO, LEMON	0	31	31	0	0	31	3100	0.250	7.750	6.250	0	1.500	0	0	0	30
	FORESTRY	TEAK, SILVER OAK, MAHAGHONI, BAMBOO	0	27	27	0	0	27	2700	0.153	4.118	2.118	0	2.000	0	0	0	30
4D4C5T2b-RANEBENNUR, AREA-447.81 HA	HORTICULTURE	COCONUT, SAPOTA, CURRYLEAF, GUAVA, MANGO, LEMON	0	32	32	0	0	32	3200	0.250	8.000	6.500	0	1.500	0	0	0	30
	FORESTRY	TEAK, SILVER OAK, MAHAGHONI, BAMBOO	0	37	37	0	0	37	3700	0.153	5.643	4.643	0	1.000	0	0	0	30
4D4C5T2c-BENAKANKONDA, HALAGERI, AREA-410.65 HA	HORTICULTURE	COCONUT, SAPOTA, CURRYLEAF, GUAVA, MANGO, LEMON	0	21	21	0	0	21	2100	0.250	5.250	3.750	0	1.500	0	0	0	30
	FORESTRY	TEAK, SILVER OAK, MAHAGHONI, BAMBOO	0	97	97	0	0	97	9700	0.153	14.793	12.793	0	2.000	0	0	0	30
4D4C5T2d-HALAGERI, RANEBENNUR, AREA-374.37 HA	HORTICULTURE	COCONUT, SAPOTA, CURRYLEAF, GUAVA, MANGO, LEMON	0	51	51	0	0	51	5100	0.250	12.750	11.250	0	1.500	0	0	0	30
	FORESTRY	TEAK, SILVER OAK, MAHAGHONI, BAMBOO	0	47	47	0	0	47	4700	0.153	7.168	6.168	0	1.000	0	0	0	30

4D4C5T2e-HALAGERI, RANEENNUR, AREA-431.47 HA	HORTICULTURE	COCONUT, SAPOTA, CURRYLEAF, GUAVA, MANGO, LEMON	0	48	48	0	0	4 8	4800	0.250	12.000	10.500	0	1.500	0	0	0	3 0
	FORESTRY	TEAK, SILVER OAK, MAHAGHONI, BAMBOO	0	57	57	0	0	5 7	5700	0.153	8.693	7.693	0	1.000	0	0	0	3 0

4. Net Planning and Project activities

Total Planned Amount for this Activities	300.41
Total Earmarked Amount for Watershed works	300.41
<b>Total Balance Amount</b>	0.000

5. Project Planning and Action Plan

[ Chapter - V ] 5.7 Planning Livelihood Activities for the asst less perso

Rs in lakhs

4. Net Planning and Project activities

Village Name	Name of Activity	Number of Beneficiaries					Unit Cost (Rs.)	Unit	Quantity (No. of Units)	Funds Required for the Activity (In Lacs)	Sources of Funding (In Lacs)					Total No of months Req. for Completion
		SC	ST	Other	Women	Total					From other sources					
											AGRI DEPT	NABARD	NGO	NRLM	RKV Y	
Asundi	Revolving Funds to SHGs	0	0	0	0	5	0.500	No	5	2.500	2.500	0	0	0	0	15
	Entrepreneurship Trainings	4	4	67	75	75	0.045	No	75	3.407	3.407	0	0	0	0	15
	IGA/ Skill Development	2	3	18	23	23	0.607	No	23	13.656	13.656	0	0	0	0	15
	Others					10	0.250	No	10	2.500	2.500	0	0	0	0	15
Hulihalli	Revolving Funds to SHGs	0	0	0	0	5	0.500	No	5	2.500	2.500	0	0	0	0	15
	Entrepreneurship Trainings	5	6	67	78	78	0.045	No	78	3.544	3.544	0	0	0	0	15
	IGA/ Skill Development	2	3	18	23	23	0.607	No	23	14.202	14.202	0	0	0	0	15
	Others					10	0.250	No	10	2.500	2.500	0	0	0	0	15
Joisararahalahalli	Revolving Funds to SHGs	0	0	0	0	4	0.500	No	4	2.000	2.000	0	0	0	0	15
	Entrepreneurship Trainings	6	7	57	70	70	0.045	No	70	3.180	3.180	0	0	0	0	15
	IGA/ Skill Development	3	2	16	21	21	0.607	No	21	12.745	12.745	0	0	0	0	15
	Others					8	0.250	No	8	2.000	2.000	0	0	0	0	15
Ukkundha	Revolving Funds to SHGs	0	0	0	0	5	0.500	No	5	2.500	2.500	0	0	0	0	15
	Entrepreneurship Trainings	4	5	53	62	62	0.045	No	62	2.817	2.817	0	0	0	0	15
	IGA/ Skill Development	3	2	14	19	19	0.607	No	19	11.289	11.289	0	0	0	0	15
	Others					10	0.250	No	10	2.500	2.500	0	0	0	0	15
Yerekuppi	Revolving Funds to SHGs	0	0	0	0	6	0.500	No	6	3.000	3.000	0	0	0	0	15
	Entrepreneurship Trainings	10	8	83	101	101	0.045	No	101	4.588	4.588	0	0	0	0	15
	IGA/ Skill Development	5	4	21	30	30	0.607	No	30	18.390	18.390	0	0	0	0	15
	Others					12	0.250	No	12	3.000	3.000	0	0	0	0	15
Saravandha	Revolving Funds to SHGs	0	0	0	0	4	0.500	No	4	2.000	2.000	0	0	0	0	15
	Entrepreneurship Trainings	8	6	63	77	77	0.045	No	77	3.498	3.498	0	0	0	0	15
	IGA/ Skill Development	4	3	16	23	23	0.607	No	23	14.020	14.020	0	0	0	0	15
	Others					8	0.250	No	8	2.000	2.000	0	0	0	0	15

#### 4. Net Planning and Project Activities

Benakanakonda	Revolving Funds to SHGs	0	0	0	0	4	0.500	No	4	2.000	2.000	0	0	0	0	15
	Entrepreneurship Trainings	10	6	59	75	75	0.045	No	75	3.407	3.407	0	0	0	0	15
	IGA/ Skill Development	4	2	17	23	23	0.607	No	23	13.656	13.656	0	0	0	0	15
	Others					8	0.250	No	8	2.000	2.000	0	0	0	0	15
Lakshmapur	Revolving Funds to SHGs	0	0	0	0	1	0.500	No	1	0.500	0.500	0	0	0	0	15
	Entrepreneurship Trainings	2	1	12	15	15	0.045	No	15	0.681	0.681	0	0	0	0	15
	IGA/ Skill Development	1	0	4	5	5	0.607	No	5	2.731	2.731	0	0	0	0	15
	Others					8	0.250	No	8	2.000	2.000	0	0	0	0	15
Tirumaladeevarakopp	Revolving Funds to SHGs	0	0	0	0	2	0.500	No	2	1.000	1.000	0	0	0	0	15
	Entrepreneurship Trainings	5	3	18	26	26	0.045	No	26	1.181	1.181	0	0	0	0	15
	IGA/ Skill Development	2	0	6	8	8	0.607	No	8	4.734	4.734	0	0	0	0	15
	Others					8	0.250	No	8	2.000	2.000	0	0	0	0	15
Halageri	Revolving Funds to SHGs	0	0	0	0	9	0.500	No	9	4.500	4.500	0	0	0	0	15
	Entrepreneurship Trainings	25	18	136	179	179	0.045	No	179	8.132	8.132	0	0	0	0	15
	IGA/ Skill Development	13	9	32	54	54	0.607	No	54	32.592	32.592	0	0	0	0	15
	Others					18	0.250	No	18	4.500	4.500	0	0	0	0	15
Ranebennur																

Planned Amount for Livelihood Activities	219.710
Total Earmarked Amount	219.710

Total Balance Amount	0.000
----------------------	-------

**4. Net Planning and Project Activities**

5. Project Planning and Action Plan

4. Net Planning and Project activities

Rs in lakhs

[ Chapter - V ] 5.8 Planning Production Systems activities

Village Name	Name of Activity	Number of Beneficiaries					Unit Cost (Rs.)	Unit	Quantity (No. of Units)	Funds Required for the Activity (In Lacs)	Sources of Funding (In Lacs)					Total No of months Req. for Completion
		SC	ST	Other	Women	Total					From other sources					
											Agriculture Dept.	NABARD	NGO	NRLM	RKVY	
Asundi, Hulihalli, Joisharalahalli Benakanakonda, Ukkunda, Saravanda, Yarekuppi, Laxmapur, T.D.Koppa, Halageri, Ranebennur	1 Village Farm Banks	-	-	-	-	20	2	No.	20	40	40	-	-	-	-	15 Months
	2 Demonstrations	-	-	-	-	1347	0.1	No.	1347	134.7	134.7	-	-	-	-	
	3 Travis	-	-	-	-	11	0.25	No.	11	2.75	2.75	-	-	-	-	
	4 Jalanayana Mela	-	-	-	-	2	2	No.	2	4	4	-	-	-	-	
	5 Sheep/Goat Rearing	-	-	-	-	50	0.4	No.	50	20	20	-	-	-	-	
	6 Poltry / Hatcheries	-	-	-	-	20	0.5	No.	20	10	10	-	-	-	-	
	7 Health Camps	-	-	-	-	33	0.25	No.	33	8.25	8.25	-	-	-	-	

Planned Amount for Micro-enterprises Activities for UG	219.71
Total Earmarked Amount	291.71
Total Balance Amount	0

## 5. Project Planning and Action Plan

[ Chapter - V ] 5.9 Natural Resource Management and Governance



Rs in lakhs

VILLAGE	Area (Ha)	Amount (rs in lakh)	Remarks
Asundi	239.47	1.053668	-
Hulihalli	958.08	4.215552	-
Joisaraharalahalli	553.14	2.433816	-
Ukkundha	735	3.234	-
Yerekuppi	639.79	2.815076	-
Saravandha	969.51	4.265844	-
Benakanakondda	604.83	2.661252	-
Lakshmapur	169.24	0.744656	-
Tirumaladeevarakopp	290.46	1.278024	-
Halageri	439.43	1.933492	-
Ranebennur	1059.05	4.65982	-
		<b>29.2952</b>	-

**4.NetPlanningandProjectactivities**  
**5. Project Planning and Action Plan**  
**[ Chapter - V ] 5.10 Administrative cost**

VILLAGE	Area (Ha)	Amount (rs in lakh)	Remarks
Asundi	239.47	5.26834	-
Hulihalli	958.08	21.07776	-
Joisaraharahalli	553.14	12.16908	-
Ukkundha	735	16.17	-
Yerekuppi	639.79	14.07538	-
Saravandha	969.51	21.32922	-
Benakanakondda	604.83	13.30626	-
Lakshampur	169.24	3.72328	-
Tirumaladeevarakopp	290.46	6.39012	-
Halageri	439.43	9.66746	-
Ranebennur	1059.05	23.2991	-
		<b>146.476</b>	-



## 5. Project Planning and Action Plan

### 4. Net Planning and Project Activities

#### [ Chapter - V ] 5.11 Monitoring and Evaluation

VILLAGE	Area (Ha)	Amount (rs in lakh)	Remarks
Asundi	239.47	1.053668	-
Hulihalli	958.08	4.215552	-
Joisaraharalahalli	553.14	2.433816	-
Ukkundha	735	3.234	-
Yerekuppi	639.79	2.815076	-
Saravandha	969.51	4.265844	-
Benakanakondda	604.83	2.661252	-
Lakshmapur	169.24	0.744656	-
Tirumaladeevarakopp	290.46	1.278024	-
Halageri	439.43	1.933492	-
Ranebennur	1059.05	4.65982	-
		<b>29.2952</b>	-

**5. Project Planning and Action Plan**  
**[ Chapter - V ] 5.12 Detailed Project Report**

VILLAGE	Area (Ha)	Amount (rs in lakh)	Remarks
Asundi	239.47	0.526834	-
Hulihalli	958.08	2.107776	-
Joisaraharahalli	553.14	1.216908	-
Ukkundha	735	1.617	-
Yerekuppi	639.79	1.407538	-
Saravandha	969.51	2.132922	-
Benakanakondda	604.83	1.330626	-
Lakshmapur	169.24	0.372328	-
Tirumaladeevarakopp	290.46	0.639012	-
Halageri	439.43	0.966746	-
Ranebennur	1059.05	2.32991	-
		<b>14.6476</b>	-

## 5. Project Planning and Action Plan

### 4. Net Planning and Project Activities

[ Chapter - V ] 5.13 Institution and Capacity building

VILLAGE	Area (Ha)	Amount (rs in lakh)	Remarks
Asundi	239.47	1.580502	-
Hulihalli	958.08	6.323328	-
Joisaraharalahalli	553.14	3.650724	-
Ukkundha	735	4.851	-
Yerekuppi	639.79	4.222614	-
Saravandha	969.51	6.398766	-
Benakanakondda	604.83	3.991878	-
Lakshmapur	169.24	1.116984	-
Tirumaladeevarakopp	290.46	1.917036	-
Halageri	439.43	2.900238	-
Ranebennur	1059.05	6.98973	-
		<b>43.9428</b>	-

**5. Project Planning and Action Plan**  
**4.NetPlanningandProjectactivities**

[ Chapter - V ] 5.14 Consolidation and Withdrwal phase

VILLAGE	Area (Ha)	Amount (rs in lakh)	Remarks
Asundi	239.47	1.580502	-
Hulihalli	958.08	6.323328	-
Joisaraharahalli	553.14	3.650724	-
Ukkundha	735	4.851	-
Yerekuppi	639.79	4.222614	-
Saravandha	969.51	6.398766	-
Benakanakondda	604.83	3.991878	-
Lakshamapur	169.24	1.116984	-
Tirumaladeevarakopp	290.46	1.917036	-
Halageri	439.43	2.900238	-
Ranebennur	1059.05	6.98973	-
		<b>43.9428</b>	-

# CHAPTER-6

6.Capacity Building Plan

[ Chapter - VI ] 6.1 Capacity Building Activities

4.Net Planning and Project activities

Rs in lakhs

Amount Earmarked for Capacity Building (Lakhs) :

Program Name	Name of Institute	Project Stake Holders	Number of Person to be Trained	Block :					Number of Training Days	Unit Cost (Trainee Per Participant/Day) (Rs.)	Estimated Fund (in Lacs)
				Number of Training Program							
				Year- 1st (2021-22)	Year-2nd (2022-23)	Year- 3rd (2023-24)	Year- 4th (2024-25)	Year-5th (2025-26)			
S1 Training	NGO/Agence/GTC	SHG Member	750	19	0	0	0	0	1	0.002	1.5
S2 Training	NGO/Agence/GTC	SHG Member	750	19	0	0	0	0	1	0.002	1.5
S3 Training	NGO/Agence/GTC	SHG Member	750	19	0	0	0	0	1	0.002	1.5
U1 Training	NGO/Agence/GTC	UG Member	900	23	0	0	0	0	1	0.002	1.8
U2 Training	NGO/Agence/GTC	UG Member	900	23	0	0	0	0	1	0.002	1.8
U3 Training	NGO/Agence/GTC	UG Member	900	23	0	0	0	0	1	0.002	1.8
E1 Training	NGO/Agence/GTC	EC Member	75	2	0	0	0	0	1	0.002	1.8
E2 Training	NGO/Agence/GTC	EC Member	75	2	0	0	0	0	1	0.002	0.15
E3 Training	NGO/Agence/GTC	EC Member	75	2	0	0	0	0	1	0.002	0.15
Exposure	NGO/Agence/PIA	SHG Member	535	0	10.7	0	0	0	2	0.01	0.15
Exposure	NGO/Agence/PIA	UG Member	600	0	9	0	0	0	2	0.01	5.35
Exposure	NGO/Agence/PIA	EC Member	75	0	1	0	0	0	2	0.01	6
EAP	NGO/Agence/PIA	SHG Member	750	0	0	19	0	0	2	0.003	0.75
SEDP	NGO/Agence/PIA	SHG Member	240	0	0	8	0	0	10	0.0708	4.5
											16.992
											43.94

Planned Amount for Micro-enterprises Activities for SHG &UG	43.94
---	-------

Total Earmarked Amount	43.94
Total Balance Amount	0

**4. Net Planning and Project Activities**

**6.Capacity Building Plan**  
**[ Chapter - VI ] 6.2 Year Wise Training Program Conducted**  
**4. Net Training and Project activities**

Rs in lakhs

Year	Program Level	Program Name	Duration of program (Days)	Stake Holder	Training Institute	Remark
2021-22	PIA	S1 Training	1 Day	SHG Member	NGO/Agence/GTC	
2021-22	PIA	S2 Training	1 Day	SHG Member	NGO/Agence/GTC	
2021-22	PIA	S3 Training	1 Day	SHG Member	NGO/Agence/GTC	
2021-22	PIA	U1 Training	1 Day	UG Member	NGO/Agence/GTC	
2021-22	PIA	U2 Training	1 Day	UG Member	NGO/Agence/GTC	
2021-22	PIA	U3 Training	1 Day	UG Member	NGO/Agence/GTC	
2021-22	PIA	E1 Training	1 Day	ECMember	NGO/Agence/GTC	
2021-22	PIA	E2 Training	1 Day	ECMember	NGO/Agence/GTC	
2021-22	PIA	E3 Training	1 Day	ECMember	NGO/Agence/GTC	
2022-23	PIA	Exposure	2 Days	SHG Member	NGO/Agence/PIA	
2022-23	PIA	Exposure	2 Days	UG Member	NGO/Agence/PIA	
2022-23	PIA	Exposure	2 Days	EC Member	NGO/Agence/PIA	
2023-24	PIA	EAP	2 Days	SHG Member	NGO/Agence/PIA	
2023-24	PIA	SEDP	6 to 20 days	SHG Member	NGO/Agence/PIA	



# CHAPTER-7

7. Phasing of the programme and Budgeting

Rs in lakhs

[ Chapter - VII ] 7.1 Village and Year Component wise Phasing of WDC 2.0 FUNDS

457.66

<b>Block : RANEENNUR</b>													
Name of Component	AREA	Total		2021-22		2022-23		2023-24		2024-25		2025-26	
		%	Cost (L)	%	Cost (L)	%	Cost (L)	%	Cost (L)	%	Cost (L)	%	Cost (L)
<b>Village Name : 4D4C2G1a-UKKANDA, AREA-457.66 HA</b>													
Administrative Cost	457.66	10.00	10.069	25%	2.517	25%	2.517	25%	2.517	15%	1.510	10%	1.007
Monitoring & Evaluation	457.66	2.00	2.014	25%	0.503	25%	0.503	25%	0.503	15%	0.302	10%	0.201
E.P.A.	457.66	2.00	2.014	25%	0.503	25%	0.503	25%	0.503	15%	0.302	10%	0.201
Institution & Capacity Building	457.66	3.00	3.021	25%	0.755	25%	0.755	25%	0.755	15%	0.453	10%	0.302
D.P.R. Preparation	457.66	1.00	1.007	25%	0.252	25%	0.252	25%	0.252	15%	0.151	10%	0.101
Natural Resource Management	457.66	47.00	58.593	25%	14.648	25%	14.648	25%	14.648	15%	8.789	10%	5.859
Livelihood Activities for the asst less persons and Micro enterprises & Business development	457.66	15.00	15.103	25%	3.776	25%	3.776	25%	3.776	15%	2.265	10%	1.510
Production System	457.66	15.00	15.103	25%	3.776	25%	3.776	25%	3.776	15%	2.265	10%	1.510
Natural Resource Management and Governance	457.66	2.00	2.014	25%	0.503	25%	0.503	25%	0.503	15%	0.302	10%	0.201
Consolidation Phase & Withdrawal phase	457.66	3.00	3.021	25%	0.755	25%	0.755	25%	0.755	15%	0.453	10%	0.302
<b>Total</b>		<b>100</b>	<b>111.956</b>		<b>27.989</b>		<b>27.989</b>		<b>27.989</b>		<b>16.793</b>		<b>11.196</b>
<b>Village Name : 4D4C2G1b-UKKANDA, SARVANDA, JOISARAHALLI, AREA-573.73 HA</b>													
Administrative Cost	573.73	10.00	12.622	25%	3.156	25%	3.156	25%	3.156	15%	1.893	10%	1.262
Monitoring & Evaluation	573.73	2.00	2.524	25%	0.631	25%	0.631	25%	0.631	15%	0.379	10%	0.252
E.P.A.	573.73	2.00	2.524	25%	0.631	25%	0.631	25%	0.631	15%	0.379	10%	0.252
Institution & Capacity Building	573.73	3.00	3.787	25%	0.947	25%	0.947	25%	0.947	15%	0.568	10%	0.379
D.P.R. Preparation	573.73	1.00	1.262	25%	0.316	25%	0.316	25%	0.316	15%	0.189	10%	0.126
Natural Resource Management	573.73	47.00	73.454	25%	18.363	25%	18.363	25%	18.363	15%	11.018	10%	7.345
Livelihood Activities for the asst less persons and Micro enterprises & Business development	573.73	15.00	18.933	25%	4.733	25%	4.733	25%	4.733	15%	2.840	10%	1.893
Production System	573.73	15.00	18.933	25%	4.733	25%	4.733	25%	4.733	15%	2.840	10%	1.893
Natural Resource Management and Governance	573.73	2.00	2.524	25%	0.631	25%	0.631	25%	0.631	15%	0.379	10%	0.252
Consolidation Phase & Withdrawal phase	573.73	3.00	3.787	25%	0.947	25%	0.947	25%	0.947	15%	0.568	10%	0.379
<b>Total</b>		<b>100</b>	<b>140.350</b>		<b>35.088</b>		<b>35.088</b>		<b>35.088</b>		<b>21.053</b>		<b>14.035</b>

Village Name : 4D4C2G1c-SARVANDA, ASUNDI, AREA-353.18 HA

**4.NetPlanningandProjectactivities**

Administrative Cost	353.18	10.00	7.770	25%	1.942	25%	1.942	25%	1.942	15%	1.165	10%	0.777
Monitoring & Evaluation	353.18	2.00	1.554	25%	0.388	25%	0.388	25%	0.388	15%	0.233	10%	0.155
E.P.A.	353.18	2.00	1.554	25%	0.388	25%	0.388	25%	0.388	15%	0.233	10%	0.155
Institution & Capacity Building	353.18	3.00	2.331	25%	0.583	25%	0.583	25%	0.583	15%	0.350	10%	0.233
D.P.R. Preparation	353.18	1.00	0.777	25%	0.194	25%	0.194	25%	0.194	15%	0.117	10%	0.078
Natural Resource Management	353.18	47.00	45.217	25%	11.304	25%	11.304	25%	11.304	15%	6.783	10%	4.522

**4. Net Planning and Project activities**

Livelihood Activities for the asst less persons and Micro enterprises & Business development	353.18	15.00	11.655	25%	2.914	25%	2.914	25%	2.914	15%	1.748	10%	1.165
Production System	353.18	15.00	11.655	25%	2.914	25%	2.914	25%	2.914	15%	1.748	10%	1.165
Natural Resource Management and Governance	353.18	2.00	1.554	25%	0.388	25%	0.388	25%	0.388	15%	0.233	10%	0.155
Consolidation Phase & Withdrawal phase	353.18	3.00	2.331	25%	0.583	25%	0.583	25%	0.583	15%	0.350	10%	0.233
<b>Total</b>		<b>100</b>	<b>86.398</b>		<b>21.599</b>		<b>21.599</b>		<b>21.599</b>		<b>12.960</b>		<b>8.640</b>

**Village Name : 4D4C2G1e-SARVANDA, JOISARAHALLI, HULIHALLI, YEREKUPPI, AREA-576.40 HA**

Administrative Cost	576.40	10.00	12.681	25%	3.170	25%	3.170	25%	3.170	15%	1.902	10%	1.268
Monitoring & Evaluation	576.40	2.00	2.536	25%	0.634	25%	0.634	25%	0.634	15%	0.380	10%	0.254
E.P.A.	576.40	2.00	2.536	25%	0.634	25%	0.634	25%	0.634	15%	0.380	10%	0.254
Institution & Capacity Building	576.40	3.00	3.804	25%	0.951	25%	0.951	25%	0.951	15%	0.571	10%	0.380
D.P.R. Preparation	576.40	1.00	1.268	25%	0.317	25%	0.317	25%	0.317	15%	0.190	10%	0.127
Natural Resource Management	576.40	47.00	73.795	25%	18.449	25%	18.449	25%	18.449	15%	11.069	10%	7.380
Livelihood Activities for the asst less persons and Micro enterprises & Business development	576.40	15.00	19.021	25%	4.755	25%	4.755	25%	4.755	15%	2.853	10%	1.902
Production System	576.40	15.00	19.021	25%	4.755	25%	4.755	25%	4.755	15%	2.853	10%	1.902
Natural Resource Management and Governance	576.40	2.00	2.536	25%	0.634	25%	0.634	25%	0.634	15%	0.380	10%	0.254
Consolidation Phase & Withdrawal phase	576.40	3.00	3.804	25%	0.951	25%	0.951	25%	0.951	15%	0.571	10%	0.380
<b>Total</b>		<b>100</b>	<b>141.004</b>		<b>35.251</b>		<b>35.251</b>		<b>35.251</b>		<b>21.151</b>		<b>14.100</b>

Village Name : 4D4C2G1f-HULIHALLI, AREA-299.49 HA													
Administrative Cost	299.49	10.00	6.589	25%	1.647	25%	1.647	25%	1.647	15%	0.988	10%	0.659
Monitoring & Evaluation	299.49	2.00	1.318	25%	0.329	25%	0.329	25%	0.329	15%	0.198	10%	0.132
E.P.A.	299.49	2.00	1.318	25%	0.329	25%	0.329	25%	0.329	15%	0.198	10%	0.132
Institution & Capacity Building	299.49	3.00	1.977	25%	0.494	25%	0.494	25%	0.494	15%	0.296	10%	0.198
D.P.R. Preparation	299.49	1.00	0.659	25%	0.165	25%	0.165	25%	0.165	15%	0.099	10%	0.066
Natural Resource Management	299.49	47.00	38.343	25%	9.586	25%	9.586	25%	9.586	15%	5.751	10%	3.834
Livelihood Activities for the asst less persons and Micro enterprises & Business development	299.49	15.00	9.883	25%	2.471	25%	2.471	25%	2.471	15%	1.482	10%	0.988
Production System	299.49	15.00	9.883	25%	2.471	25%	2.471	25%	2.471	15%	1.482	10%	0.988
Natural Resource Management and Governance	299.49	2.00	1.318	25%	0.329	25%	0.329	25%	0.329	15%	0.198	10%	0.132
Consolidation Phase & Withdrawal phase	299.49	3.00	1.977	25%	0.494	25%	0.494	25%	0.494	15%	0.296	10%	0.198
<b>Total</b>		<b>100</b>	<b>73.264</b>		<b>18.316</b>		<b>18.316</b>		<b>18.316</b>		<b>10.990</b>		<b>7.326</b>

Village Name : 4D4C2G2a-HULIHALLI, YEREKUPPI, RANEBENNUR, AREA-608.08 HA													
Administrative Cost	608.08	10.00	13.378	25%	3.344	25%	3.344	25%	3.344	15%	2.007	10%	1.338
Monitoring & Evaluation	608.08	2.00	2.676	25%	0.669	25%	0.669	25%	0.669	15%	0.401	10%	0.268
E.P.A.	608.08	2.00	2.676	25%	0.669	25%	0.669	25%	0.669	15%	0.401	10%	0.268
Institution & Capacity Building	608.08	3.00	4.013	25%	1.003	25%	1.003	25%	1.003	15%	0.602	10%	0.401

#### 4. Net Planning and Project activities

D.P.R. Preparation	608.08	1.00	1.338	25%	0.334	25%	0.334	25%	0.334	15%	0.201	10%	0.134
Natural Resource Management	608.08	47.00	77.851	25%	19.463	25%	19.463	25%	19.463	15%	11.678	10%	7.785
Livelihood Activities for the asst less persons and Micro enterprises & Business development	608.08	15.00	20.067	25%	5.017	25%	5.017	25%	5.017	15%	3.010	10%	2.007
Production System	608.08	15.00	20.067	25%	5.017	25%	5.017	25%	5.017	15%	3.010	10%	2.007
Natural Resource Management and Governance	608.08	2.00	2.676	25%	0.669	25%	0.669	25%	0.669	15%	0.401	10%	0.268
Consolidation Phase & Withdrawal phase	608.08	3.00	4.013	25%	1.003	25%	1.003	25%	1.003	15%	0.602	10%	0.401
<b>Total</b>		<b>100</b>	<b>148.753</b>		<b>37.188</b>		<b>37.188</b>		<b>37.188</b>		<b>22.313</b>		<b>14.875</b>

Village Name : 4D4C5T1a-JOISARAHALLI, AREA-447.67 HA													
Administrative Cost	447.67	10.00	9.849	25%	2.462	25%	2.462	25%	2.462	15%	1.477	10%	0.985
Monitoring & Evaluation	447.67	2.00	1.970	25%	0.492	25%	0.492	25%	0.492	15%	0.295	10%	0.197
E.P.A.	447.67	2.00	1.970	25%	0.492	25%	0.492	25%	0.492	15%	0.295	10%	0.197
Institution & Capacity Building	447.67	3.00	2.955	25%	0.739	25%	0.739	25%	0.739	15%	0.443	10%	0.295
D.P.R. Preparation	447.67	1.00	0.985	25%	0.246	25%	0.246	25%	0.246	15%	0.148	10%	0.098
Natural Resource Management	447.67	47.00	57.314	25%	14.329	25%	14.329	25%	14.329	15%	8.597	10%	5.731
Livelihood Activities for the asst less persons and Micro enterprises & Business development	447.67	15.00	14.773	25%	3.693	25%	3.693	25%	3.693	15%	2.216	10%	1.477
Production System	447.67	15.00	14.773	25%	3.693	25%	3.693	25%	3.693	15%	2.216	10%	1.477
Natural Resource Management and Governance	447.67	2.00	1.970	25%	0.492	25%	0.492	25%	0.492	15%	0.295	10%	0.197
Consolidation Phase & Withdrawal phase	447.67	3.00	2.955	25%	0.739	25%	0.739	25%	0.739	15%	0.443	10%	0.295
<b>Total</b>		<b>100</b>	<b>109.513</b>		<b>27.378</b>		<b>27.378</b>		<b>27.378</b>		<b>16.427</b>		<b>10.951</b>

Village Name : 4D4C5T1b-JOISARAHALLI, AREA-313.88 HA													
Administrative Cost <b>4.NetPlanningandProjectactivities</b>	313.88	10.00	6.905	25%	1.726	25%	1.726	25%	1.726	15%	1.036	10%	0.691
Monitoring & Evaluation	313.88	2.00	1.381	25%	0.345	25%	0.345	25%	0.345	15%	0.207	10%	0.138
E.P.A.	313.88	2.00	1.381	25%	0.345	25%	0.345	25%	0.345	15%	0.207	10%	0.138
Institution & Capacity Building	313.88	3.00	2.072	25%	0.518	25%	0.518	25%	0.518	15%	0.311	10%	0.207
D.P.R. Preparation	313.88	1.00	0.691	25%	0.173	25%	0.173	25%	0.173	15%	0.104	10%	0.069
Natural Resource Management	313.88	47.00	40.185	25%	10.046	25%	10.046	25%	10.046	15%	6.028	10%	4.019
Livelihood Activities for the asstt less persons and Micro enterprises & Business development	313.88	15.00	10.358	25%	2.590	25%	2.590	25%	2.590	15%	1.554	10%	1.036
Production System	313.88	15.00	10.358	25%	2.590	25%	2.590	25%	2.590	15%	1.554	10%	1.036
Natural Resource Management and Governance	313.88	2.00	1.381	25%	0.345	25%	0.345	25%	0.345	15%	0.207	10%	0.138
Consolidation Phase & Withdrawal phase	313.88	3.00	2.072	25%	0.518	25%	0.518	25%	0.518	15%	0.311	10%	0.207
<b>Total</b>		<b>100</b>	<b>76.784</b>		<b>19.196</b>		<b>19.196</b>		<b>19.196</b>		<b>11.518</b>		<b>7.678</b>

Village Name : 4D4C5T1c-JOISARAHALLI, LAXMAPURA, TDKOPPA, BENAKANKONDA, YEREKUPPI, AREA-578.09 HA													
Administrative Cost	578.09	10.00	12.718	25%	3.179	25%	3.179	25%	3.179	15%	1.908	10%	1.272
Monitoring & Evaluation	578.09	2.00	2.544	25%	0.636	25%	0.636	25%	0.636	15%	0.382	10%	0.254
E.P.A.	578.09	2.00	2.544	25%	0.636	25%	0.636	25%	0.636	15%	0.382	10%	0.254
Institution & Capacity Building	578.09	3.00	3.815	25%	0.954	25%	0.954	25%	0.954	15%	0.572	10%	0.382
D.P.R. Preparation	578.09	1.00	1.272	25%	0.318	25%	0.318	25%	0.318	15%	0.191	10%	0.127
Natural Resource Management	578.09	47.00	74.012	25%	18.503	25%	18.503	25%	18.503	15%	11.102	10%	7.401
Livelihood Activities for the asst less persons and Micro enterprises & Business development	578.09	15.00	19.077	25%	4.769	25%	4.769	25%	4.769	15%	2.862	10%	1.908
Production System	578.09	15.00	19.077	25%	4.769	25%	4.769	25%	4.769	15%	2.862	10%	1.908
Natural Resource Management and Governance	578.09	2.00	2.544	25%	0.636	25%	0.636	25%	0.636	15%	0.382	10%	0.254
Consolidation Phase & Withdrawal phase	578.09	3.00	3.815	25%	0.954	25%	0.954	25%	0.954	15%	0.572	10%	0.382
<b>Total</b>		<b>100</b>	<b>141.417</b>		<b>35.354</b>		<b>35.354</b>		<b>35.354</b>		<b>21.213</b>		<b>14.142</b>

Village Name : 4D4C5T1d-BENAKANKONDA, YEREKUPPI, AREA-410.36 HA													
Administrative Cost	410.36	10.00	9.028	25%	2.257	25%	2.257	25%	2.257	15%	1.354	10%	0.903
Monitoring & Evaluation	410.36	2.00	1.806	25%	0.451	25%	0.451	25%	0.451	15%	0.271	10%	0.181
E.P.A.	410.36	2.00	1.806	25%	0.451	25%	0.451	25%	0.451	15%	0.271	10%	0.181
Institution & Capacity Building	410.36	3.00	2.708	25%	0.677	25%	0.677	25%	0.677	15%	0.406	10%	0.271
D.P.R. Preparation	410.36	1.00	0.903	25%	0.226	25%	0.226	25%	0.226	15%	0.135	10%	0.090
Natural Resource Management	410.36	47.00	52.538	25%	13.134	25%	13.134	25%	13.134	15%	7.881	10%	5.254
Livelihood Activities for the asst less persons and Micro enterprises & Business development	410.36	15.00	13.542	25%	3.385	25%	3.385	25%	3.385	15%	2.031	10%	1.354
Production System	410.36	15.00	13.542	25%	3.385	25%	3.385	25%	3.385	15%	2.031	10%	1.354
Natural Resource Management and Governance	410.36	2.00	1.806	25%	0.451	25%	0.451	25%	0.451	15%	0.271	10%	0.181
Consolidation Phase & Withdrawal phase	410.36	3.00	2.708	25%	0.677	25%	0.677	25%	0.677	15%	0.406	10%	0.271
<b>Total</b>		<b>100</b>	<b>100.386</b>		<b>25.096</b>		<b>25.096</b>		<b>25.096</b>		<b>15.058</b>		<b>10.039</b>



Village Name : 4D4C5T2a-YEREKUPPI, RANEBENNUR, AREA-374.22 HA													
Administrative Cost	374.22	10.00	8.233	25%	2.058	25%	2.058	25%	2.058	15%	1.235	10%	0.823
Monitoring & Evaluation	374.22	2.00	1.647	25%	0.412	25%	0.412	25%	0.412	15%	0.247	10%	0.165
E.P.A.	374.22	2.00	1.647	25%	0.412	25%	0.412	25%	0.412	15%	0.247	10%	0.165
Institution & Capacity Building	374.22	3.00	2.470	25%	0.617	25%	0.617	25%	0.617	15%	0.370	10%	0.247
D.P.R. Preparation	374.22	1.00	0.823	25%	0.206	25%	0.206	25%	0.206	15%	0.123	10%	0.082
Natural Resource Management	374.22	47.00	47.911	25%	11.978	25%	11.978	25%	11.978	15%	7.187	10%	4.791
Livelihood Activities for the asst less persons and Micro enterprises & Business development	374.22	15.00	12.349	25%	3.087	25%	3.087	25%	3.087	15%	1.852	10%	1.235
Production System	374.22	15.00	12.349	25%	3.087	25%	3.087	25%	3.087	15%	1.852	10%	1.235
Natural Resource Management and Governance	374.22	2.00	1.647	25%	0.412	25%	0.412	25%	0.412	15%	0.247	10%	0.165

Consolidation Phase & Withdrawal phase	374.22	3.00	2.470	25%	0.617	25%	0.617	25%	0.617	15%	0.370	10%	0.247
<b>Total</b>		<b>100</b>	<b>91.545</b>		<b>22.886</b>		<b>22.886</b>		<b>22.886</b>		<b>13.732</b>		<b>9.154</b>

#### 4. Net Planning and Project Activities

Village Name : 4D4C5T2b-RANEENNUR, AREA-447.81 HA													
Administrative Cost	447.81	10.00	9.852	25%	2.463	25%	2.463	25%	2.463	15%	1.478	10%	0.985
Monitoring & Evaluation	447.81	2.00	1.970	25%	0.493	25%	0.493	25%	0.493	15%	0.296	10%	0.197
E.P.A.	447.81	2.00	1.970	25%	0.493	25%	0.493	25%	0.493	15%	0.296	10%	0.197
Institution & Capacity Building	447.81	3.00	2.956	25%	0.739	25%	0.739	25%	0.739	15%	0.443	10%	0.296
D.P.R. Preparation	447.81	1.00	0.985	25%	0.246	25%	0.246	25%	0.246	15%	0.148	10%	0.099
Natural Resource Management	447.81	47.00	57.332	25%	14.333	25%	14.333	25%	14.333	15%	8.600	10%	5.733
Livelihood Activities for the asst less persons and Micro enterprises & Business development	447.81	15.00	14.778	25%	3.694	25%	3.694	25%	3.694	15%	2.217	10%	1.478
Production System	447.81	15.00	14.778	25%	3.694	25%	3.694	25%	3.694	15%	2.217	10%	1.478
Natural Resource Management and Governance	447.81	2.00	1.970	25%	0.493	25%	0.493	25%	0.493	15%	0.296	10%	0.197
Consolidation Phase & Withdrawal phase	447.81	3.00	2.956	25%	0.739	25%	0.739	25%	0.739	15%	0.443	10%	0.296
<b>Total</b>		<b>100</b>	<b>109.547</b>		<b>27.387</b>		<b>27.387</b>		<b>27.387</b>		<b>16.432</b>		<b>10.955</b>

Village Name : 4D4C5T2c-BENAKANKONDA, HALAGERI, AREA-410.65 HA													
Administrative Cost	410.65	10.00	9.034	25%	2.259	25%	2.259	25%	2.259	15%	1.355	10%	0.903
Monitoring & Evaluation	410.65	2.00	1.807	25%	0.452	25%	0.452	25%	0.452	15%	0.271	10%	0.181
E.P.A.	410.65	2.00	1.807	25%	0.452	25%	0.452	25%	0.452	15%	0.271	10%	0.181
Institution & Capacity Building	410.65	3.00	2.710	25%	0.678	25%	0.678	25%	0.678	15%	0.407	10%	0.271
D.P.R. Preparation	410.65	1.00	0.903	25%	0.226	25%	0.226	25%	0.226	15%	0.136	10%	0.090
Natural Resource Management	410.65	47.00	52.575	25%	13.144	25%	13.144	25%	13.144	15%	7.886	10%	5.257
Livelihood Activities for the asst less persons and Micro enterprises & Business development	410.65	15.00	13.551	25%	3.388	25%	3.388	25%	3.388	15%	2.033	10%	1.355
Production System	410.65	15.00	13.551	25%	3.388	25%	3.388	25%	3.388	15%	2.033	10%	1.355
Natural Resource Management and Governance	410.65	2.00	1.807	25%	0.452	25%	0.452	25%	0.452	15%	0.271	10%	0.181
Consolidation Phase & Withdrawal phase	410.65	3.00	2.710	25%	0.678	25%	0.678	25%	0.678	15%	0.407	10%	0.271
<b>Total</b>		<b>100</b>	<b>100.456</b>		<b>25.114</b>		<b>25.114</b>		<b>25.114</b>		<b>15.068</b>		<b>10.046</b>

Village Name : 4D4C5T2d-HALAGERI, RANEBENNUR, AREA-374.37 HA													
Administrative Cost	374.37	10.00	8.236	25%	2.059	25%	2.059	25%	2.059	15%	1.235	10%	0.824
Monitoring & Evaluation	374.37	2.00	1.647	25%	0.412	25%	0.412	25%	0.412	15%	0.247	10%	0.165
E.P.A.	374.37	2.00	1.647	25%	0.412	25%	0.412	25%	0.412	15%	0.247	10%	0.165
Institution & Capacity Building	374.37	3.00	2.471	25%	0.618	25%	0.618	25%	0.618	15%	0.371	10%	0.247
D.P.R. Preparation	374.37	1.00	0.824	25%	0.206	25%	0.206	25%	0.206	15%	0.124	10%	0.082
Natural Resource Management	374.37	47.00	47.930	25%	11.982	25%	11.982	25%	11.982	15%	7.189	10%	4.793
Livelihood Activities for the asst less persons and Micro enterprises & Business development	374.37	15.00	12.354	25%	3.089	25%	3.089	25%	3.089	15%	1.853	10%	1.235
Production System	374.37	15.00	12.354	25%	3.089	25%	3.089	25%	3.089	15%	1.853	10%	1.235
Natural Resource Management and Governance	374.37	2.00	1.647	25%	0.412	25%	0.412	25%	0.412	15%	0.247	10%	0.165

**4. Net Planning and Project Activities**

Consolidation Phase & Withdrawal phase	374.37	3.00	2.471	25%	0.618	25%	0.618	25%	0.618	15%	0.371	10%	0.247
<b>Total</b>		<b>100</b>	<b>91.581</b>		<b>22.895</b>		<b>22.895</b>		<b>22.895</b>		<b>13.737</b>		<b>9.158</b>

Village Name : 4D4C5T2e-HALAGERI, RANEBENNUR, AREA-431.47 HA													
Administrative Cost	431.47	10.00	9.492	25%	2.373	25%	2.373	25%	2.373	15%	1.424	10%	0.949
Monitoring & Evaluation	431.47	2.00	1.898	25%	0.475	25%	0.475	25%	0.475	15%	0.285	10%	0.190
E.P.A.	431.47	2.00	1.898	25%	0.475	25%	0.475	25%	0.475	15%	0.285	10%	0.190
Institution & Capacity Building	431.47	3.00	2.848	25%	0.712	25%	0.712	25%	0.712	15%	0.427	10%	0.285
D.P.R. Preparation	431.47	1.00	0.949	25%	0.237	25%	0.237	25%	0.237	15%	0.142	10%	0.095
Natural Resource Management	431.47	47.00	55.240	25%	13.810	25%	13.810	25%	13.810	15%	8.286	10%	5.524
Livelihood Activities for the asst less persons and Micro enterprises & Business development	431.47	15.00	14.239	25%	3.560	25%	3.560	25%	3.560	15%	2.136	10%	1.424
Production System	431.47	15.00	14.239	25%	3.560	25%	3.560	25%	3.560	15%	2.136	10%	1.424
Natural Resource Management and Governance	431.47	2.00	1.898	25%	0.475	25%	0.475	25%	0.475	15%	0.285	10%	0.190
Consolidation Phase & Withdrawal phase	431.47	3.00	2.848	25%	0.712	25%	0.712	25%	0.712	15%	0.427	10%	0.285

Total		100	105.550		26.387		26.387		26.387		15.832		10.555
-------	--	-----	---------	--	--------	--	--------	--	--------	--	--------	--	--------

**4.NetPlanningandProjectactivities**

**7. Phasing of the programme and Budgeting**

Rs in lakhs

[ Chapter - VII ] 7.1A-Year Treatment and Beneficiary wise Phasing

Village Name	Activity Category	Activity Name	Phasing Year	Beneficiary Name	Bene. Code	Survey No.	Proposed Quantity	Unit	Cost (in Lacs)

<b>Activity Category or Activity Type</b>	Soil & Moisture Conservation Activities Water Harvesting Activities Afforestation Activities Horticulture Activities Nursery Activities Livelihood Activities Micro-enterprises & Production Activities for SHG Micro-enterprises & Production Activities for UG
---	---

7.Phasing of the programme and Budgeting

Rs in lakhs

[ Chapter - VII ] 7.2 Year and Treatment wise Soil and Moisture Conservation Activities

Village Name	Activity Name	Unit	Total		2021-22		2022-23		2023-24		2024-25		2025-26	
			Quantity	Cost (in Lacs)	Quantity	Cost (in Lacs)	Quantity	Cost (in Lacs)	Quantity	Cost (in Lacs)	Quantity	Cost (in Lacs)	Quantity	Cost (in Lacs)
4D4C2G1a-UKKANDA, AREA-457.66 HA	TCB	Ha	135.010	7.751	33.753	1.938	33.753	1.938	33.753	1.938	20.252	1.163	13.501	0.775
	Waste Wair	No	83.706	4.185	20.927	1.046	20.927	1.046	20.927	1.046	12.556	0.628	8.371	0.419
	Forestry	Ha	60.000	9.150	15.000	2.288	15.000	2.288	15.000	2.288	9.000	1.373	6.000	0.915
	Horticulture	Ha	41.000	9.280	10.250	2.320	10.250	2.320	10.250	2.320	6.150	1.392	4.100	0.928
	CD	No	3.000	24.000	0.750	6.000	0.750	6.000	0.750	6.000	0.450	3.600	0.300	2.400
	FARM POND	No	2.000	2.080	0.500	0.520	0.500	0.520	0.500	0.520	0.300	0.312	0.200	0.208
	LRRS	No	4.000	10.000	1.000	2.500	1.000	2.500	1.000	2.500	0.600	1.500	0.400	1.000
	Water Way	RMT	0.000	0.000	0.000	0.000	0.000	0.000	0.000	0.000	0.000	0.000	0.000	0.000
	RC	No	0.000	0.000	0.000	0.000	0.000	0.000	0.000	0.000	0.000	0.000	0.000	0.000
	Vermi Compost	No	0.000	0.000	0.000	0.000	0.000	0.000	0.000	0.000	0.000	0.000	0.000	0.000
	Fodder Development	Ha	9.000	0.450	2.250	0.113	2.250	0.113	2.250	0.113	1.350	0.068	0.900	0.045
	Coconut		0.000	0.000	0.000	0.000	0.000	0.000	0.000	0.000	0.000	0.000	0.000	0.000
	Nala Revitment		0.000	0.000	0.000	0.000	0.000	0.000	0.000	0.000	0.000	0.000	0.000	0.000
	Recharge Pit	No	0.000	0.000	0.000	0.000	0.000	0.000	0.000	0.000	0.000	0.000	0.000	0.000
	Rose		0.000	0.000	0.000	0.000	0.000	0.000	0.000	0.000	0.000	0.000	0.000	0.000
	RRS	No	0.000	0.000	0.000	0.000	0.000	0.000	0.000	0.000	0.000	0.000	0.000	0.000
	<b>TOTAL</b>				<b>66.896</b>		<b>16.724</b>		<b>16.724</b>		<b>16.724</b>		<b>10.034</b>	

7. Phasing of the programme and Budgeting

Rs in lakhs

Village Name	Activity Name	Unit	Total		2021-22		2022-23		2023-24		2024-25		2025-26	
			Quantity	Cost (in Lacs)	Quantity	Cost (in Lacs)	Quantity	Cost (in Lacs)	Quantity	Cost (in Lacs)	Quantity	Cost (in Lacs)	Quantity	Cost (in Lacs)
4D4C2G1b-UKKANDA, SARVANDA, JOISARAHALLI, AREA- 573.73 HA	TCB	Ha	434.760	24.960	108.690	6.240	108.690	6.240	108.690	6.240	65.214	3.744	43.476	2.496
	Waste Wair	No	269.551	13.478	67.388	3.369	67.388	3.369	67.388	3.369	40.433	2.022	26.955	1.348
	Forestry	Ha	85.000	12.963	21.250	3.241	21.250	3.241	21.250	3.241	12.750	1.944	8.500	1.296
	Horticulture	Ha	60.000	13.580	15.000	3.395	15.000	3.395	15.000	3.395	9.000	2.037	6.000	1.358
	CD	No	0.000	0.000	0.000	0.000	0.000	0.000	0.000	0.000	0.000	0.000	0.000	0.000
	FARM POND	No	1.000	1.040	0.250	0.260	0.250	0.260	0.250	0.260	0.150	0.156	0.100	0.104
	LRRS	No	1.000	2.500	0.250	0.625	0.250	0.625	0.250	0.625	0.150	0.375	0.100	0.250
	Water Way	RMT	3000.000	3.000	750.000	0.750	750.000	0.750	750.000	0.750	450.000	0.450	300.000	0.300
	RC	No	0.000	0.000	0.000	0.000	0.000	0.000	0.000	0.000	0.000	0.000	0.000	0.000
	Vermi Compost	No	0.000	0.000	0.000	0.000	0.000	0.000	0.000	0.000	0.000	0.000	0.000	0.000
	Fodder Development	Ha	8.000	0.400	2.000	0.100	2.000	0.100	2.000	0.100	1.200	0.060	0.800	0.040
	Coconut		0.000	0.000	0.000	0.000	0.000	0.000	0.000	0.000	0.000	0.000	0.000	0.000
	Nala Revitment		0.000	0.000	0.000	0.000	0.000	0.000	0.000	0.000	0.000	0.000	0.000	0.000
	Recharge Pit	No	0.000	0.000	0.000	0.000	0.000	0.000	0.000	0.000	0.000	0.000	0.000	0.000
	Rose		0.000	0.000	0.000	0.000	0.000	0.000	0.000	0.000	0.000	0.000	0.000	0.000
	RRS	No	0.000	0.000	0.000	0.000	0.000	0.000	0.000	0.000	0.000	0.000	0.000	0.000
<b>TOTAL</b>				<b>71.920</b>		<b>17.980</b>		<b>17.980</b>		<b>17.980</b>		<b>10.788</b>		<b>7.192</b>

7.Phasing of the programme and Budgeting

Rs in lakhs

Village Name	Activity Name	Unit	Total		2021-22		2022-23		2023-24		2024-25		2025-26	
			Quantity	Cost (in Lacs)	Quantity	Cost (in Lacs)	Quantity	Cost (in Lacs)	Quantity	Cost (in Lacs)	Quantity	Cost (in Lacs)	Quantity	Cost (in Lacs)
4D4C2G1c-SARVANDA, ASUNDI, AREA-353.18HA	TCB	Ha	261.740	15.026	65.435	3.757	65.435	3.757	65.435	3.757	39.261	2.254	26.174	1.503
	Waste Wair	No	162.279	8.114	40.570	2.028	40.570	2.028	40.570	2.028	24.342	1.217	16.228	0.811
	Forestry	Ha	52.000	7.930	13.000	1.983	13.000	1.983	13.000	1.983	7.800	1.190	5.200	0.793
	Horticulture	Ha	38.000	8.601	9.500	2.150	9.500	2.150	9.500	2.150	5.700	1.290	3.800	0.860
	CD	No	1.000	8.000	0.250	2.000	0.250	2.000	0.250	2.000	0.150	1.200	0.100	0.800
	FARM POND	No	2.000	2.080	0.500	0.520	0.500	0.520	0.500	0.520	0.300	0.312	0.200	0.208
	LRRS	No	4.000	10.000	1.000	2.500	1.000	2.500	1.000	2.500	0.600	1.500	0.400	1.000
	Water Way	RMT	7500.000	7.500	1875.000	1.875	1875.000	1.875	1875.000	1.875	1125.000	1.125	750.000	0.750
	RC	No	4.000	3.000	1.000	0.750	1.000	0.750	1.000	0.750	0.600	0.450	0.400	0.300
	Vermi Compost	No	1.000	0.270	0.250	0.068	0.250	0.068	0.250	0.068	0.150	0.041	0.100	0.027
	Fodder Development	Ha	9.000	0.450	2.250	0.113	2.250	0.113	2.250	0.113	1.350	0.068	0.900	0.045
	Coconut		0.000	0.000	0.000	0.000	0.000	0.000	0.000	0.000	0.000	0.000	0.000	0.000
	Nala Revitment		0.000	0.000	0.000	0.000	0.000	0.000	0.000	0.000	0.000	0.000	0.000	0.000
	Recharge Pit	No	0.000	0.000	0.000	0.000	0.000	0.000	0.000	0.000	0.000	0.000	0.000	0.000
	Rose		0.000	0.000	0.000	0.000	0.000	0.000	0.000	0.000	0.000	0.000	0.000	0.000
	RRS	No	0.000	0.000	0.000	0.000	0.000	0.000	0.000	0.000	0.000	0.000	0.000	0.000
<b>TOTAL</b>			<b>70.971</b>	<b>17.743</b>	<b>17.743</b>	<b>17.743</b>	<b>17.743</b>	<b>17.743</b>	<b>10.646</b>	<b>7.097</b>				



7.Phasing of the programme and Budgeting

Rs in lakhs

Village Name	Activity Name	Unit	Total		2021-22		2022-23		2023-24		2024-25		2025-26	
			Quantity	Cost (in Lacs)	Quantity	Cost (in Lacs)	Quantity	Cost (in Lacs)	Quantity	Cost (in Lacs)	Quantity	Cost (in Lacs)	Quantity	Cost (in Lacs)
4D4C2G1e-SARVANDA, JOISARAHALLI, HULIHALLI, YEREKUPPI,AREA-576.40 HA	TCB	Ha	400.230	22.977	100.058	5.744	100.058	5.744	100.058	5.744	60.035	3.447	40.023	2.298
	Waste Wair	No	248.143	12.407	62.036	3.102	62.036	3.102	62.036	3.102	37.221	1.861	24.814	1.241
	Forestry	Ha	84.000	12.810	21.000	3.203	21.000	3.203	21.000	3.203	12.600	1.922	8.400	1.281
	Horticulture	Ha	16.000	3.621	4.000	0.905	4.000	0.905	4.000	0.905	2.400	0.543	1.600	0.362
	CD	No	4.000	32.000	1.000	8.000	1.000	8.000	1.000	8.000	0.600	4.800	0.400	3.200
	FARM POND	No	3.000	3.120	0.750	0.780	0.750	0.780	0.750	0.780	0.450	0.468	0.300	0.312
	LRRS	No	3.000	7.500	0.750	1.875	0.750	1.875	0.750	1.875	0.450	1.125	0.300	0.750
	Water Way	RMT	0.000	0.000	0.000	0.000	0.000	0.000	0.000	0.000	0.000	0.000	0.000	0.000
	RC	No	5.000	3.750	1.250	0.938	1.250	0.938	1.250	0.938	0.750	0.563	0.500	0.375
	Vermi Compost	No	0.000	0.000	0.000	0.000	0.000	0.000	0.000	0.000	0.000	0.000	0.000	0.000
	Fodder Development	Ha	9.000	0.450	2.250	0.113	2.250	0.113	2.250	0.113	1.350	0.068	0.900	0.045
	Coconut		0.000	0.000	0.000	0.000	0.000	0.000	0.000	0.000	0.000	0.000	0.000	0.000
	Nala Revitment		0.000	0.000	0.000	0.000	0.000	0.000	0.000	0.000	0.000	0.000	0.000	0.000
	Recharge Pit	No	0.000	0.000	0.000	0.000	0.000	0.000	0.000	0.000	0.000	0.000	0.000	0.000
	Rose		0.000	0.000	0.000	0.000	0.000	0.000	0.000	0.000	0.000	0.000	0.000	0.000
	RRS	No	0.000	0.000	0.000	0.000	0.000	0.000	0.000	0.000	0.000	0.000	0.000	0.000
<b>TOTAL</b>				<b>98.636</b>		<b>24.659</b>		<b>24.659</b>		<b>24.659</b>		<b>14.795</b>		<b>9.864</b>

7. Phasing of the programme and Budgeting

Rs in lakhs

Village Name	Activity Name	Unit	Total		202122		202223		202324		202425		202526	
			Quantity	Cost (in Lacs)	Quantity	Cost (in Lacs)	Quantity	Cost (in Lacs)	Quantity	Cost (in Lacs)	Quantity	Cost (in Lacs)	Quantity	Cost (in Lacs)
4D4C2G1f-HULIHALLI, AREA-299.49 HA	TCB	Ha	169.890	9.753	42.473	2.438	42.473	2.438	42.473	2.438	25.484	1.463	16.989	0.975
	Waste Wair	No	105.332	5.267	26.333	1.317	26.333	1.317	26.333	1.317	15.800	0.790	10.533	0.527
	Forestry	Ha	44.000	6.710	11.000	1.678	11.000	1.678	11.000	1.678	6.600	1.007	4.400	0.671
	Horticulture	Ha	41.000	9.280	10.250	2.320	10.250	2.320	10.250	2.320	6.150	1.392	4.100	0.928
	CD	No	1.000	8.000	0.250	2.000	0.250	2.000	0.250	2.000	0.150	1.200	0.100	0.800
	FARM POND	No	2.000	2.080	0.500	0.520	0.500	0.520	0.500	0.520	0.300	0.312	0.200	0.208
	LRRS	No	3.000	7.500	0.750	1.875	0.750	1.875	0.750	1.875	0.450	1.125	0.300	0.750
	Water Way	RMT	14000.000	14.000	3500.000	3.500	3500.000	3.500	3500.000	3.500	2100.000	2.100	1400.000	1.400
	RC	No	1.000	0.750	0.250	0.188	0.250	0.188	0.250	0.188	0.150	0.113	0.100	0.075
	Vermi Compost	No	0.000	0.000	0.000	0.000	0.000	0.000	0.000	0.000	0.000	0.000	0.000	0.000
	Fodder Development	Ha	9.000	0.450	2.250	0.113	2.250	0.113	2.250	0.113	1.350	0.068	0.900	0.045
	Coconut		0.000	0.000	0.000	0.000	0.000	0.000	0.000	0.000	0.000	0.000	0.000	0.000
	Nala Revitment		0.000	0.000	0.000	0.000	0.000	0.000	0.000	0.000	0.000	0.000	0.000	0.000
	Recharge Pit	No	0.000	0.000	0.000	0.000	0.000	0.000	0.000	0.000	0.000	0.000	0.000	0.000
	Rose		0.000	0.000	0.000	0.000	0.000	0.000	0.000	0.000	0.000	0.000	0.000	0.000
RRS	No	0.000	0.000	0.000	0.000	0.000	0.000	0.000	0.000	0.000	0.000	0.000	0.000	
<b>TOTAL</b>				<b>63.790</b>		<b>15.947</b>		<b>15.947</b>		<b>15.947</b>		<b>9.568</b>		<b>6.379</b>

7.Phasing of the programme and Budgeting

Rs in lakhs

Village Name	Activity Name	Unit	Total		2021-22		2022-23		2023-24		2024-25		2025-26	
			Quantity	Cost (in Lacs)	Quantity	Cost (in Lacs)	Quantity	Cost (in Lacs)	Quantity	Cost (in Lacs)	Quantity	Cost (in Lacs)	Quantity	Cost (in Lacs)
4D4C2G2a-HULIHALLI, YEREKUPPI, RANEBENNUR, AREA- 608.08 HA	TCB	Ha	481.270	27.630	120.318	6.907	120.318	6.907	120.318	6.907	72.191	4.144	48.127	2.763
	Waste Wair	No	298.387	14.919	74.597	3.730	74.597	3.730	74.597	3.730	44.758	2.238	29.839	1.492
	Forestry	Ha	86.000	13.115	21.500	3.279	21.500	3.279	21.500	3.279	12.900	1.967	8.600	1.312
	Horticulture	Ha	64.000	14.486	16.000	3.621	16.000	3.621	16.000	3.621	9.600	2.173	6.400	1.449
	CD	No	6.000	48.000	1.500	12.000	1.500	12.000	1.500	12.000	0.900	7.200	0.600	4.800
	FARM POND	No	2.000	2.080	0.500	0.520	0.500	0.520	0.500	0.520	0.300	0.312	0.200	0.208
	LRRS	No	5.000	12.500	1.250	3.125	1.250	3.125	1.250	3.125	0.750	1.875	0.500	1.250
	Water Way	RMT	11500.000	11.500	2875.000	2.875	2875.000	2.875	2875.000	2.875	1725.000	1.725	1150.000	1.150
	RC	No	22.000	16.500	5.500	4.125	5.500	4.125	5.500	4.125	3.300	2.475	2.200	1.650
	Vermi Compost	No		0.000	0.000	0.000	0.000	0.000	0.000	0.000	0.000	0.000	0.000	0.000
	Fodder Development	Ha	9.000	0.450	2.250	0.113	2.250	0.113	2.250	0.113	1.350	0.068	0.900	0.045
	Coconut		0.000	0.000	0.000	0.000	0.000	0.000	0.000	0.000	0.000	0.000	0.000	0.000
	Nala Revitment		0.000	0.000	0.000	0.000	0.000	0.000	0.000	0.000	0.000	0.000	0.000	0.000
	Recharge Pit	No	2.000	0.500	0.500	0.125	0.500	0.125	0.500	0.125	0.300	0.075	0.200	0.050
	Rose		0.200	0.105	0.050	0.026	0.050	0.026	0.050	0.026	0.030	0.016	0.020	0.010
RRS	No	1.000	3.500	0.250	0.875	0.250	0.875	0.250	0.875	0.150	0.525	0.100	0.350	
	<b>TOTAL</b>			<b>165.285</b>		<b>41.321</b>		<b>41.321</b>		<b>41.321</b>		<b>24.793</b>		<b>16.528</b>

7. Phasing of the programme and Budgeting

Rs in lakhs

Village Name	Activity Name	Unit	Total		2021-22		2022-23		2023-24		2024-25		2025-26	
			Quantity	Cost (in Lacs)	Quantity	Cost (in Lacs)	Quantity	Cost (in Lacs)	Quantity	Cost (in Lacs)	Quantity	Cost (in Lacs)	Quantity	Cost (in Lacs)
4D4C5T1a- JOISARAHALLI, AREA- 447.67 HA	TCB	Ha	270.020	15.502	67.505	3.875	67.505	3.875	67.505	3.875	40.503	2.325	27.002	1.550
	Waste Wair	No	167.412	8.371	41.853	2.093	41.853	2.093	41.853	2.093	25.112	1.256	16.741	0.837
	Forestry	Ha	74.000	11.285	18.500	2.821	18.500	2.821	18.500	2.821	11.100	1.693	7.400	1.129
	Horticulture	Ha	64.000	14.486	16.000	3.621	16.000	3.621	16.000	3.621	9.600	2.173	6.400	1.449
	CD	No	0.000	0.000	0.000	0.000	0.000	0.000	0.000	0.000	0.000	0.000	0.000	0.000
	FARM POND	No	2.000	2.080	0.500	0.520	0.500	0.520	0.500	0.520	0.300	0.312	0.200	0.208
	LRRS	No	3.000	7.500	0.750	1.875	0.750	1.875	0.750	1.875	0.450	1.125	0.300	0.750
	Water Way	RMT	0.000	0.000	0.000	0.000	0.000	0.000	0.000	0.000	0.000	0.000	0.000	0.000
	RC	No	0.000	0.000	0.000	0.000	0.000	0.000	0.000	0.000	0.000	0.000	0.000	0.000
	Vermi Compost	No	0.000	0.000	0.000	0.000	0.000	0.000	0.000	0.000	0.000	0.000	0.000	0.000
	Fodder Development	Ha	10.000	0.500	2.500	0.125	2.500	0.125	2.500	0.125	1.500	0.075	1.000	0.050
	Coconut		0.000	0.000	0.000	0.000	0.000	0.000	0.000	0.000	0.000	0.000	0.000	0.000
	Nala Revitment		0.000	0.000	0.000	0.000	0.000	0.000	0.000	0.000	0.000	0.000	0.000	0.000
	Recharge Pit	No	0.000	0.000	0.000	0.000	0.000	0.000	0.000	0.000	0.000	0.000	0.000	0.000
	Rose		0.000	0.000	0.000	0.000	0.000	0.000	0.000	0.000	0.000	0.000	0.000	0.000
RRS	No	0.000	0.000	0.000	0.000	0.000	0.000	0.000	0.000	0.000	0.000	0.000	0.000	
<b>TOTAL</b>				59.723		14.931		14.931		14.931		8.958		5.972

7. Phasing of the programme and Budgeting

Rs in lakhs

Village Name	Activity Name	Unit	Total		2021-22		2022-23		2023-24		2024-25		2025-26	
			Quantity	Cost (in Lacs)	Quantity	Cost (in Lacs)	Quantity	Cost (in Lacs)	Quantity	Cost (in Lacs)	Quantity	Cost (in Lacs)	Quantity	Cost (in Lacs)
4D4C5T1b- JOISARAHALLI, AREA- 313.88 HA	TCB	Ha	154.420	8.865	38.605	2.216	38.605	2.216	38.605	2.216	23.163	1.330	15.442	0.887
	Waste Wair	No	95.740	4.787	23.935	1.197	23.935	1.197	23.935	1.197	14.361	0.718	9.574	0.479
	Forestry	Ha	49.000	7.473	12.250	1.868	12.250	1.868	12.250	1.868	7.350	1.121	4.900	0.747
	Horticulture	Ha	31.000	7.017	7.750	1.754	7.750	1.754	7.750	1.754	4.650	1.052	3.100	0.702
	CD	No	0.000	0.000	0.000	0.000	0.000	0.000	0.000	0.000	0.000	0.000	0.000	0.000
	FARM POND	No	2.000	2.080	0.500	0.520	0.500	0.520	0.500	0.520	0.300	0.312	0.200	0.208
	LRRS	No	2.000	5.000	0.500	1.250	0.500	1.250	0.500	1.250	0.300	0.750	0.200	0.500
	Water Way	RMT	0.000	0.000	0.000	0.000	0.000	0.000	0.000	0.000	0.000	0.000	0.000	0.000
	RC	No	0.000	0.000	0.000	0.000	0.000	0.000	0.000	0.000	0.000	0.000	0.000	0.000
	Vermi Compost	No	0.000	0.000	0.000	0.000	0.000	0.000	0.000	0.000	0.000	0.000	0.000	0.000
	Fodder Development	Ha	9.000	0.450	2.250	0.113	2.250	0.113	2.250	0.113	1.350	0.068	0.900	0.045
	Coconut		0.000	0.000	0.000	0.000	0.000	0.000	0.000	0.000	0.000	0.000	0.000	0.000
	Nala Revitment		0.000	0.000	0.000	0.000	0.000	0.000	0.000	0.000	0.000	0.000	0.000	0.000
	Recharge Pit	No	0.000	0.000	0.000	0.000	0.000	0.000	0.000	0.000	0.000	0.000	0.000	0.000
	Rose		0.000	0.000	0.000	0.000	0.000	0.000	0.000	0.000	0.000	0.000	0.000	0.000
RRS	No	0.000	0.000	0.000	0.000	0.000	0.000	0.000	0.000	0.000	0.000	0.000	0.000	
<b>TOTAL</b>				<b>35.671</b>		<b>8.918</b>		<b>8.918</b>		<b>8.918</b>		<b>5.351</b>		<b>3.567</b>

7. Phasing of the programme and Budgeting

Rs in lakhs

Village Name	Activity Name	Unit	Total		2021-22		2022-23		2023-24		2024-25		2025-26	
			Quantity	Cost (in Lacs)	Quantity	Cost (in Lacs)	Quantity	Cost (in Lacs)	Quantity	Cost (in Lacs)	Quantity	Cost (in Lacs)	Quantity	Cost (in Lacs)
4D4C5T1c- JOISARAHALLI, LAXMAPURA, TDKOPPA, BENAKANKONDA, YEREKUPPI, AREA- 578.09 HA	TCB	Ha	390.730	22.432	97.683	5.608	97.683	5.608	97.683	5.608	58.610	3.365	39.073	2.243
	Waste Wair	No	242.253	12.113	60.563	3.028	60.563	3.028	60.563	3.028	36.338	1.817	24.225	1.211
	Forestry	Ha	66.000	10.065	16.500	2.516	16.500	2.516	16.500	2.516	9.900	1.510	6.600	1.007
	Horticulture	Ha	56.000	12.675	14.000	3.169	14.000	3.169	14.000	3.169	8.400	1.901	5.600	1.268
	CD	No	8.000	64.000	2.000	16.000	2.000	16.000	2.000	16.000	1.200	9.600	0.800	6.400
	FARM POND	No	2.000	2.080	0.500	0.520	0.500	0.520	0.500	0.520	0.300	0.312	0.200	0.208
	LRRS	No	6.000	15.000	1.500	3.750	1.500	3.750	1.500	3.750	0.900	2.250	0.600	1.500
	Water Way	RMT	12500.000	12.500	3125.000	3.125	3125.000	3.125	3125.000	3.125	1875.000	1.875	1250.000	1.250
	RC	No	5.000	3.750	1.250	0.938	1.250	0.938	1.250	0.938	0.750	0.563	0.500	0.375
	Vermi Compost	No	0.000	0.000	0.000	0.000	0.000	0.000	0.000	0.000	0.000	0.000	0.000	0.000
	Fodder Development	Ha	10.000	0.500	2.500	0.125	2.500	0.125	2.500	0.125	1.500	0.075	1.000	0.050
	Coconut		0.000	0.000	0.000	0.000	0.000	0.000	0.000	0.000	0.000	0.000	0.000	0.000
	Nala Revitment		0.000	0.000	0.000	0.000	0.000	0.000	0.000	0.000	0.000	0.000	0.000	0.000
	Recharge Pit	No	2.000	0.500	0.500	0.125	0.500	0.125	0.500	0.125	0.300	0.075	0.200	0.050
	Rose		0.000	0.000	0.000	0.000	0.000	0.000	0.000	0.000	0.000	0.000	0.000	0.000
RRS	No	0.000	0.000	0.000	0.000	0.000	0.000	0.000	0.000	0.000	0.000	0.000	0.000	
<b>TOTAL</b>			<b>155.614</b>	<b>38.904</b>	<b>38.904</b>	<b>38.904</b>	<b>38.904</b>	<b>38.904</b>	<b>38.904</b>	<b>23.342</b>	<b>23.342</b>	<b>15.561</b>	<b>15.561</b>	

7.Phasing of the programme and Budgeting

Rs in lakhs

Village Name	Activity Name	Unit	Total		2021-22		2022-23		2023-24		2024-25		2025-26	
			Quantity	Cost (in Lacs)	Quantity	Cost (in Lacs)	Quantity	Cost (in Lacs)	Quantity	Cost (in Lacs)	Quantity	Cost (in Lacs)	Quantity	Cost (in Lacs)
4D4C5T1d- BENAKANKONDA, YEREKUPPI, AREA- 410.36 HA	TCB	Ha	250.990	14.409	62.748	3.602	62.748	3.602	62.748	3.602	37.649	2.161	25.099	1.441
	Waste Wair	No	155.614	7.781	38.903	1.945	38.903	1.945	38.903	1.945	23.342	1.167	15.561	0.778
	Forestry	Ha	59.000	8.998	14.750	2.249	14.750	2.249	14.750	2.249	8.850	1.350	5.900	0.900
	Horticulture	Ha	44.000	9.959	11.000	2.490	11.000	2.490	11.000	2.490	6.600	1.494	4.400	0.996
	CD	No	0.000	0.000	0.000	0.000	0.000	0.000	0.000	0.000	0.000	0.000	0.000	0.000
	FARM POND	No	2.000	2.080	0.500	0.520	0.500	0.520	0.500	0.520	0.300	0.312	0.200	0.208
	LRRS	No	1.000	2.500	0.250	0.625	0.250	0.625	0.250	0.625	0.150	0.375	0.100	0.250
	Water Way	RMT	0.000	0.000	0.000	0.000	0.000	0.000	0.000	0.000	0.000	0.000	0.000	0.000
	RC	No	8.000	6.000	2.000	1.500	2.000	1.500	2.000	1.500	1.200	0.900	0.800	0.600
	Vermi Compost	No	0.000	0.000	0.000	0.000	0.000	0.000	0.000	0.000	0.000	0.000	0.000	0.000
	Fodder Development	Ha	10.000	0.500	2.500	0.125	2.500	0.125	2.500	0.125	1.500	0.075	1.000	0.050
	Coconut		0.000	0.000	0.000	0.000	0.000	0.000	0.000	0.000	0.000	0.000	0.000	0.000
	Nala Revitment		0.000	0.000	0.000	0.000	0.000	0.000	0.000	0.000	0.000	0.000	0.000	0.000
	Recharge Pit	No	1.000	0.250	0.250	0.063	0.250	0.063	0.250	0.063	0.150	0.038	0.100	0.025
	Rose		0.000	0.000	0.000	0.000	0.000	0.000	0.000	0.000	0.000	0.000	0.000	0.000
RRS	No	0.000	0.000	0.000	0.000	0.000	0.000	0.000	0.000	0.000	0.000	0.000	0.000	
<b>TOTAL</b>				<b>52.476</b>		<b>13.119</b>		<b>13.119</b>		<b>13.119</b>		<b>7.871</b>		<b>5.248</b>

7. Phasing of the programme and Budgeting

Rs in lakhs

Village Name	Activity Name	Unit	Total		2021-22		2022-23		2023-24		2024-25		2025-26	
			Quantity	Cost (in Lacs)	Quantity	Cost (in Lacs)	Quantity	Cost (in Lacs)	Quantity	Cost (in Lacs)	Quantity	Cost (in Lacs)	Quantity	Cost (in Lacs)
4D4C5T2a-YEREKUPPI, RANEBENNUR, AREA- 374.22 HA	TCB	Ha	116.600	6.694	29.150	1.674	29.150	1.674	29.150	1.674	17.490	1.004	11.660	0.669
	Waste Wair	No	72.292	3.615	18.073	0.904	18.073	0.904	18.073	0.904	10.844	0.542	7.229	0.361
	Forestry	Ha	27.000	4.118	6.750	1.029	6.750	1.029	6.750	1.029	4.050	0.618	2.700	0.412
	Horticulture	Ha	31.000	7.017	7.750	1.754	7.750	1.754	7.750	1.754	4.650	1.052	3.100	0.702
	CD	No	0.000	0.000	0.000	0.000	0.000	0.000	0.000	0.000	0.000	0.000	0.000	0.000
	FARM POND	No	0.000	0.000	0.000	0.000	0.000	0.000	0.000	0.000	0.000	0.000	0.000	0.000
	LRRS	No	1.000	2.500	0.250	0.625	0.250	0.625	0.250	0.625	0.150	0.375	0.100	0.250
	Water Way	RMT	0.000	0.000	0.000	0.000	0.000	0.000	0.000	0.000	0.000	0.000	0.000	0.000
	RC	No	0.000	0.000	0.000	0.000	0.000	0.000	0.000	0.000	0.000	0.000	0.000	0.000
	Vermi Compost	No	0.000	0.000	0.000	0.000	0.000	0.000	0.000	0.000	0.000	0.000	0.000	0.000
	Fodder Development	Ha	10.000	0.500	2.500	0.125	2.500	0.125	2.500	0.125	1.500	0.075	1.000	0.050
	Coconut		0.000	0.000	0.000	0.000	0.000	0.000	0.000	0.000	0.000	0.000	0.000	0.000
	Nala Revitment		0.000	0.000	0.000	0.000	0.000	0.000	0.000	0.000	0.000	0.000	0.000	0.000
	Recharge Pit	No	0.000	0.000	0.000	0.000	0.000	0.000	0.000	0.000	0.000	0.000	0.000	0.000
	Rose		0.000	0.000	0.000	0.000	0.000	0.000	0.000	0.000	0.000	0.000	0.000	0.000
RRS	No	0.000	0.000	0.000	0.000	0.000	0.000	0.000	0.000	0.000	0.000	0.000	0.000	
<b>TOTAL</b>				<b>24.443</b>		<b>6.111</b>		<b>6.111</b>		<b>6.111</b>		<b>3.666</b>		<b>2.444</b>



7.Phasing of the programme and Budgeting

Rs in lakhs

Village Name	Activity Name	Unit	Total		2021-22		2022-23		2023-24		2024-25		2025-26	
			Quantity	Cost (in Lacs)	Quantity	Cost (in Lacs)	Quantity	Cost (in Lacs)	Quantity	Cost (in Lacs)	Quantity	Cost (in Lacs)	Quantity	Cost (in Lacs)
4D4C5T2b- RANEBENNUR, AREA- 447.81 HA	TCB	Ha	148.170	8.506	37.043	2.127	37.043	2.127	37.043	2.127	22.226	1.276	14.817	0.851
	Waste Wair	No	91.865	4.593	22.966	1.148	22.966	1.148	22.966	1.148	13.780	0.689	9.187	0.459
	Forestry	Ha	37.000	5.643	9.250	1.411	9.250	1.411	9.250	1.411	5.550	0.846	3.700	0.564
	Horticulture	Ha	32.000	7.243	8.000	1.811	8.000	1.811	8.000	1.811	4.800	1.086	3.200	0.724
	CD	No	0.000	0.000	0.000	0.000	0.000	0.000	0.000	0.000	0.000	0.000	0.000	0.000
	FARM POND	No	0.000	0.000	0.000	0.000	0.000	0.000	0.000	0.000	0.000	0.000	0.000	0.000
	LRRS	No	0.000	0.000	0.000	0.000	0.000	0.000	0.000	0.000	0.000	0.000	0.000	0.000
	Water Way	RMT	0.000	0.000	0.000	0.000	0.000	0.000	0.000	0.000	0.000	0.000	0.000	0.000
	RC	No	0.000	0.000	0.000	0.000	0.000	0.000	0.000	0.000	0.000	0.000	0.000	0.000
	Vermi Compost	No	0.000	0.000	0.000	0.000	0.000	0.000	0.000	0.000	0.000	0.000	0.000	0.000
	Fodder Development	Ha	10.000	0.500	2.500	0.125	2.500	0.125	2.500	0.125	1.500	0.075	1.000	0.050
	Coconut		0.000	0.000	0.000	0.000	0.000	0.000	0.000	0.000	0.000	0.000	0.000	0.000
	Nala Revitment		0.000	0.000	0.000	0.000	0.000	0.000	0.000	0.000	0.000	0.000	0.000	0.000
	Recharge Pit	No	0.000	0.000	0.000	0.000	0.000	0.000	0.000	0.000	0.000	0.000	0.000	0.000
	Rose		0.000	0.000	0.000	0.000	0.000	0.000	0.000	0.000	0.000	0.000	0.000	0.000
RRS	No	0.000	0.000	0.000	0.000	0.000	0.000	0.000	0.000	0.000	0.000	0.000	0.000	
<b>TOTAL</b>				<b>26.485</b>		<b>6.621</b>		<b>6.621</b>		<b>6.621</b>		<b>3.973</b>		<b>2.649</b>

7. Phasing of the programme and Budgeting

Rs in lakhs

Village Name	Activity Name	Unit	Total		2021-22		2022-23		2023-24		2024-25		2025-26	
			Quantity	Cost (in Lacs)	Quantity	Cost (in Lacs)	Quantity	Cost (in Lacs)	Quantity	Cost (in Lacs)	Quantity	Cost (in Lacs)	Quantity	Cost (in Lacs)
4D4C5T2c- BENAKANKONDA, HALAGERI, AREA-410.65HA	TCB	Ha	546.400	31.369	136.600	7.842	136.600	7.842	136.600	7.842	81.960	4.705	54.640	3.137
	Waste Wair	No	338.768	16.938	84.692	4.235	84.692	4.235	84.692	4.235	50.815	2.541	33.877	1.694
	Forestry	Ha	97.000	14.793	24.250	3.698	24.250	3.698	24.250	3.698	14.550	2.219	9.700	1.479
	Horticulture	Ha	21.000	4.753	5.250	1.188	5.250	1.188	5.250	1.188	3.150	0.713	2.100	0.475
	CD	No	0.000	0.000	0.000	0.000	0.000	0.000	0.000	0.000	0.000	0.000	0.000	0.000
	FARM POND	No	2.000	2.080	0.500	0.520	0.500	0.520	0.500	0.520	0.300	0.312	0.200	0.208
	LRRS	No	2.000	5.000	0.500	1.250	0.500	1.250	0.500	1.250	0.300	0.750	0.200	0.500
	Water Way	RMT	0.000	0.000	0.000	0.000	0.000	0.000	0.000	0.000	0.000	0.000	0.000	0.000
	RC	No	10.000	7.500	2.500	1.875	2.500	1.875	2.500	1.875	1.500	1.125	1.000	0.750
	Vermi Compost	No	0.000	0.000	0.000	0.000	0.000	0.000	0.000	0.000	0.000	0.000	0.000	0.000
	Fodder Development	Ha	8.000	0.400	2.000	0.100	2.000	0.100	2.000	0.100	1.200	0.060	0.800	0.040
	Coconut		0.000	0.000	0.000	0.000	0.000	0.000	0.000	0.000	0.000	0.000	0.000	0.000
	Nala Revitment		0.000	0.000	0.000	0.000	0.000	0.000	0.000	0.000	0.000	0.000	0.000	0.000
	Recharge Pit	No	0.000	0.000	0.000	0.000	0.000	0.000	0.000	0.000	0.000	0.000	0.000	0.000
	Rose		0.000	0.000	0.000	0.000	0.000	0.000	0.000	0.000	0.000	0.000	0.000	0.000
RRS	No	0.000	0.000	0.000	0.000	0.000	0.000	0.000	0.000	0.000	0.000	0.000	0.000	
<b>TOTAL</b>				<b>82.833</b>		<b>20.708</b>		<b>20.708</b>		<b>20.708</b>		<b>12.425</b>		<b>8.283</b>

7.Phasing of the programme and Budgeting

Rs in lakhs

Village Name	Activity Name	Unit	Total		2021-22		2022-23		2023-24		2024-25		2025-26	
			Quantit Y	Cost (in Lacs)	Quantit Y	Cost (in Lacs)	Quantit Y	Cost (in Lacs)	Quantit Y	Cost (in Lacs)	Quantit Y	Cost (in Lacs)	Quantit Y	Cost (in Lacs)
4D4C5T2d-HALAGERI, RANEBENNUR, AREA-374.37 HA	TCB	Ha	235.420	13.515	58.855	3.379	58.855	3.379	58.855	3.379	35.313	2.027	23.542	1.352
	Waste Wair	No	145.960	7.298	36.490	1.825	36.490	1.825	36.490	1.825	21.894	1.095	14.596	0.730
	Forestry	Ha	47.000	7.168	11.750	1.792	11.750	1.792	11.750	1.792	7.050	1.075	4.700	0.717
	Horticulture	Ha	51.000	11.543	12.750	2.886	12.750	2.886	12.750	2.886	7.650	1.732	5.100	1.154
	CD	No	0.000	0.000	0.000	0.000	0.000	0.000	0.000	0.000	0.000	0.000	0.000	0.000
	FARM POND	No	2.000	2.080	0.500	0.520	0.500	0.520	0.500	0.520	0.300	0.312	0.200	0.208
	LRRS	No	2.000	5.000	0.500	1.250	0.500	1.250	0.500	1.250	0.300	0.750	0.200	0.500
	Water Way	RMT	0.000	0.000	0.000	0.000	0.000	0.000	0.000	0.000	0.000	0.000	0.000	0.000
	RC	No	6.000	4.500	1.500	1.125	1.500	1.125	1.500	1.125	0.900	0.675	0.600	0.450
	Vermi Compost	No	0.000	0.000	0.000	0.000	0.000	0.000	0.000	0.000	0.000	0.000	0.000	0.000
	Fodder Development	Ha	9.000	0.450	2.250	0.113	2.250	0.113	2.250	0.113	1.350	0.068	0.900	0.045
	Coconut		0.000	0.000	0.000	0.000	0.000	0.000	0.000	0.000	0.000	0.000	0.000	0.000
	Nala Revitment		0.000	0.000	0.000	0.000	0.000	0.000	0.000	0.000	0.000	0.000	0.000	0.000
	Recharge Pit	No	0.000	0.000	0.000	0.000	0.000	0.000	0.000	0.000	0.000	0.000	0.000	0.000
	Rose		0.000	0.000	0.000	0.000	0.000	0.000	0.000	0.000	0.000	0.000	0.000	0.000
RRS	No	0.000	0.000	0.000	0.000	0.000	0.000	0.000	0.000	0.000	0.000	0.000	0.000	
<b>TOTAL</b>				<b>51.554</b>		<b>12.889</b>		<b>12.889</b>		<b>12.889</b>		<b>7.733</b>		<b>5.155</b>

7.Phasing of the programme and Budgeting

Rs in lakhs

Village Name	Activity Name	Unit	Total		2021-22		2022-23		2023-24		2024-25		2025-26	
			Quantity	Cost (in Lacs)	Quantity	Cost (in Lacs)	Quantity	Cost (in Lacs)	Quantity	Cost (in Lacs)	Quantity	Cost (in Lacs)	Quantity	Cost (in Lacs)
4D4C5T2e-HALAGERI, RANEBENNUR, AREA- 431.47 HA	TCB	Ha	329.570	18.921	82.393	4.730	82.393	4.730	82.393	4.730	49.436	2.838	32.957	1.892
	Waste Wair	No	204.333	10.217	51.083	2.554	51.083	2.554	51.083	2.554	30.650	1.533	20.433	1.022
	Forestry	Ha	57.000	8.693	14.250	2.173	14.250	2.173	14.250	2.173	8.550	1.304	5.700	0.869
	Horticulture	Ha	48.000	10.864	12.000	2.716	12.000	2.716	12.000	2.716	7.200	1.630	4.800	1.086
	CD	No	0.000	0.000	0.000	0.000	0.000	0.000	0.000	0.000	0.000	0.000	0.000	0.000
	FARM POND	No	1.000	1.040	0.250	0.260	0.250	0.260	0.250	0.260	0.150	0.156	0.100	0.104
	LRRS	No	1.000	2.500	0.250	0.625	0.250	0.625	0.250	0.625	0.150	0.375	0.100	0.250
	Water Way	RMT	0.000	0.000	0.000	0.000	0.000	0.000	0.000	0.000	0.000	0.000	0.000	0.000
	RC	No	3.000	2.250	0.750	0.563	0.750	0.563	0.750	0.563	0.450	0.338	0.300	0.225
	Vermi Compost	No	0.000	0.000	0.000	0.000	0.000	0.000	0.000	0.000	0.000	0.000	0.000	0.000
	Fodder Development	Ha	9.000	0.450	2.250	0.113	2.250	0.113	2.250	0.113	1.350	0.068	0.900	0.045
	Coconut		0.000	0.000	0.000	0.000	0.000	0.000	0.000	0.000	0.000	0.000	0.000	0.000
	Nala Revitment		0.000	0.000	0.000	0.000	0.000	0.000	0.000	0.000	0.000	0.000	0.000	0.000
	Recharge Pit	No	0.000	0.000	0.000	0.000	0.000	0.000	0.000	0.000	0.000	0.000	0.000	0.000
	Rose		0.000	0.000	0.000	0.000	0.000	0.000	0.000	0.000	0.000	0.000	0.000	0.000
RRS	No	0.000	0.000	0.000	0.000	0.000	0.000	0.000	0.000	0.000	0.000	0.000	0.000	
<b>TOTAL</b>				54.934		13.734		13.734		13.734		8.240		5.493

[ Chapter - VII ] 7.2 Year and Treatment wise Soil and Moisture Conservation Activities

Village Name	Activity Name	Unit	Total		2021-22		2022-23		2023-24		2024-25		2025-26	
			Quantity	Cost (in Lacs)	Quantity	Cost (in Lacs)	Quantity	Cost (in Lacs)	Quantity	Cost (in Lacs)	Quantity	Cost (in Lacs)	Quantity	Cost (in Lacs)
4D4C2G1a-UKKANDA, AREA-457.66 HA	TCB	Ha	135.010	7.751	33.753	1.938	33.753	1.938	33.753	1.938	20.252	1.163	13.501	0.775
	Waste Wair	No	83.706	4.185	20.927	1.046	20.927	1.046	20.927	1.046	12.556	0.628	8.371	0.419
	FARM POND	No	2.000	2.080	0.500	0.520	0.500	0.520	0.500	0.520	0.300	0.312	0.200	0.208
	LRRS	No	4.000	10.000	1.000	2.500	1.000	2.500	1.000	2.500	0.600	1.500	0.400	1.000
	Water Way	RMT	0.000	0.000	0.000	0.000	0.000	0.000	0.000	0.000	0.000	0.000	0.000	0.000
	RC	No	0.000	0.000	0.000	0.000	0.000	0.000	0.000	0.000	0.000	0.000	0.000	0.000
	Recharge Pit	No	0.000	0.000	0.000	0.000	0.000	0.000	0.000	0.000	0.000	0.000	0.000	0.000
	RRS	No	0.000	0.000	0.000	0.000	0.000	0.000	0.000	0.000	0.000	0.000	0.000	0.000
<b>TOTAL</b>				<b>24.016</b>		<b>6.004</b>		<b>6.004</b>		<b>6.004</b>		<b>3.602</b>		<b>2.402</b>

Village Name	Activity Name	Unit	Total		2021-22		2022-23		2023-24		2024-25		2025-26	
			Quantity	Cost (in Lacs)	Quantity	Cost (in Lacs)	Quantity	Cost (in Lacs)	Quantity	Cost (in Lacs)	Quantity	Cost (in Lacs)	Quantity	Cost (in Lacs)
4D4C2G1b-UKKANDA, SARVANDA, JOISARAHALLI, AREA-573.73 HA	TCB	Ha	434.760	24.960	108.690	6.240	108.690	6.240	108.690	6.240	65.214	3.744	43.476	2.496
	Waste Wair	No	269.551	13.478	67.388	3.369	67.388	3.369	67.388	3.369	40.433	2.022	26.955	1.348
	LRRS	No	1.000	2.500	0.250	0.625	0.250	0.625	0.250	0.625	0.150	0.375	0.100	0.250
	Water Way	RMT	3000.000	3.000	750.000	0.750	750.000	0.750	750.000	0.750	450.000	0.450	300.000	0.300
	RC	No	0.000	0.000	0.000	0.000	0.000	0.000	0.000	0.000	0.000	0.000	0.000	0.000
	Recharge Pit	No	0.000	0.000	0.000	0.000	0.000	0.000	0.000	0.000	0.000	0.000	0.000	0.000
	RRS	No	0.000	0.000	0.000	0.000	0.000	0.000	0.000	0.000	0.000	0.000	0.000	0.000
<b>TOTAL</b>				<b>43.937</b>		<b>10.984</b>		<b>10.984</b>		<b>10.984</b>		<b>6.591</b>		<b>4.394</b>

Village Name	Activity Name	Unit	Total		2021-22		2022-23		2023-24		2024-25		2025-26	
			Quantity	Cost (in Lacs)	Quantity	Cost (in Lacs)	Quantity	Cost (in Lacs)	Quantity	Cost (in Lacs)	Quantity	Cost (in Lacs)	Quantity	Cost (in Lacs)
4D4C2G1c-SARVANDA, ASUNDI, AREA-353.18HA	TCB	Ha	261.740	15.026	65.435	3.757	65.435	3.757	65.435	3.757	39.261	2.254	26.174	1.503
	Waste Wair	No	162.279	8.114	40.570	2.028	40.570	2.028	40.570	2.028	24.342	1.217	16.228	0.811
	LRRS	No	4.000	10.000	1.000	2.500	1.000	2.500	1.000	2.500	0.600	1.500	0.400	1.000
	Water Way	RMT	7500.000	7.500	1875.000	1.875	1875.000	1.875	1875.000	1.875	1125.000	1.125	750.000	0.750
	RC	No	4.000	3.000	1.000	0.750	1.000	0.750	1.000	0.750	0.600	0.450	0.400	0.300
	Recharge Pit	No	0.000	0.000	0.000	0.000	0.000	0.000	0.000	0.000	0.000	0.000	0.000	0.000
	RRS	No	0.000	0.000	0.000	0.000	0.000	0.000	0.000	0.000	0.000	0.000	0.000	0.000
<b>TOTAL</b>				<b>43.640</b>		<b>10.910</b>		<b>10.910</b>		<b>10.910</b>		<b>6.546</b>		<b>4.364</b>

Village Name	Activity Name	Unit	Total		2021-22		2022-23		2023-24		2024-25		2025-26	
			Quantity	Cost (in Lacs)	Quantity	Cost (in Lacs)	Quantity	Cost (in Lacs)	Quantity	Cost (in Lacs)	Quantity	Cost (in Lacs)	Quantity	Cost (in Lacs)
4D4C2G1e-SARVANDA, JOISARAHALLI, HULIHALLI, YEREKUPPI, AREA-576.40 HA	TCB	Ha	400.230	22.977	100.058	5.744	100.058	5.744	100.058	5.744	60.035	3.447	40.023	2.298
	Waste Wair	No	248.143	12.407	62.036	3.102	62.036	3.102	62.036	3.102	37.221	1.861	24.814	1.241
	LRRS	No	3.000	7.500	0.750	1.875	0.750	1.875	0.750	1.875	0.450	1.125	0.300	0.750
	Water Way	RMT	0.000	0.000	0.000	0.000	0.000	0.000	0.000	0.000	0.000	0.000	0.000	0.000
	RC	No	5.000	3.750	1.250	0.938	1.250	0.938	1.250	0.938	0.750	0.563	0.500	0.375
	Recharge Pit	No	0.000	0.000	0.000	0.000	0.000	0.000	0.000	0.000	0.000	0.000	0.000	0.000
	RRS	No	0.000	0.000	0.000	0.000	0.000	0.000	0.000	0.000	0.000	0.000	0.000	0.000
<b>TOTAL</b>				<b>46.634</b>		<b>11.659</b>		<b>11.659</b>		<b>11.659</b>		<b>6.995</b>		<b>4.663</b>

Village Name	Activity Name	Unit	Total		2021-22		2022-23		2023-24		2024-25		2025-26	
			Quantity	Cost (in Lacs)	Quantity	Cost (in Lacs)	Quantity	Cost (in Lacs)	Quantity	Cost (in Lacs)	Quantity	Cost (in Lacs)	Quantity	Cost (in Lacs)
4D4C2G1f-HULIHALLI, AREA-299.49 HA	TCB	Ha	169.890	9.753	42.473	2.438	42.473	2.438	42.473	2.438	25.484	1.463	16.989	0.975
	Waste Wair	No	105.332	5.267	26.333	1.317	26.333	1.317	26.333	1.317	15.800	0.790	10.533	0.527
	LRRS	No	3.000	7.500	0.750	1.875	0.750	1.875	0.750	1.875	0.450	1.125	0.300	0.750
	Water Way	RMT	14000.000	14.000	3500.000	3.500	3500.000	3.500	3500.000	3.500	2100.000	2.100	1400.000	1.400
	RC	No	1.000	0.750	0.250	0.188	0.250	0.188	0.250	0.188	0.150	0.113	0.100	0.075
	Recharge Pit	No	0.000	0.000	0.000	0.000	0.000	0.000	0.000	0.000	0.000	0.000	0.000	0.000
	RRS	No	0.000	0.000	0.000	0.000	0.000	0.000	0.000	0.000	0.000	0.000	0.000	0.000
<b>TOTAL</b>				<b>37.270</b>		<b>9.317</b>		<b>9.317</b>		<b>9.317</b>		<b>5.590</b>		<b>3.727</b>



Village Name	Activity Name	Unit	Total		2021-22		2022-23		2023-24		2024-25		2025-26	
			Quantity	Cost (in Lacs)	Quantity	Cost (in Lacs)	Quantity	Cost (in Lacs)	Quantity	Cost (in Lacs)	Quantity	Cost (in Lacs)	Quantity	Cost (in Lacs)
4D4C2G2a-HULIHALLI, YEREKUPPI, RANEBENNUR, AREA- 608.08 HA	TCB	Ha	481.270	27.630	120.318	6.907	120.318	6.907	120.318	6.907	72.191	4.144	48.127	2.763
	Waste Wair	No	298.387	14.919	74.597	3.730	74.597	3.730	74.597	3.730	44.758	2.238	29.839	1.492
	LRRS	No	5.000	12.500	1.250	3.125	1.250	3.125	1.250	3.125	0.750	1.875	0.500	1.250
	Water Way	RMT	11500.000	11.500	2875.000	2.875	2875.000	2.875	2875.000	2.875	1725.000	1.725	1150.000	1.150
	RC	No	22.000	16.500	5.500	4.125	5.500	4.125	5.500	4.125	3.300	2.475	2.200	1.650
	Recharge Pit	No	2.000	0.500	0.500	0.125	0.500	0.125	0.500	0.125	0.300	0.075	0.200	0.050
	RRS	No	1.000	3.500	0.250	0.875	0.250	0.875	0.250	0.875	0.150	0.525	0.100	0.350
<b>TOTAL</b>				<b>87.049</b>		<b>21.762</b>		<b>21.762</b>		<b>21.762</b>		<b>13.057</b>		<b>8.705</b>

## 7.Phasing of the programme and Budgeting

Rs in lakhs

Village Name	Activity Name	Unit	Total		2021-22		2022-23		2023-24		2024-25		2025-26	
			Quantity	Cost (in Lacs)	Quantity	Cost (in Lacs)	Quantity	Cost (in Lacs)	Quantity	Cost (in Lacs)	Quantity	Cost (in Lacs)	Quantity	Cost (in Lacs)
4D4C5T1a- JOISARAHALLI, AREA- 447.67 HA	TCB	Ha	270.020	15.502	67.505	3.875	67.505	3.875	67.505	3.875	40.503	2.325	27.002	1.550
	Waste Wair	No	167.412	8.371	41.853	2.093	41.853	2.093	41.853	2.093	25.112	1.256	16.741	0.837
	LRRS	No	3.000	7.500	0.750	1.875	0.750	1.875	0.750	1.875	0.450	1.125	0.300	0.750
	Water Way	RMT	0.000	0.000	0.000	0.000	0.000	0.000	0.000	0.000	0.000	0.000	0.000	0.000
	RC	No	0.000	0.000	0.000	0.000	0.000	0.000	0.000	0.000	0.000	0.000	0.000	0.000
	Recharge Pit	No	0.000	0.000	0.000	0.000	0.000	0.000	0.000	0.000	0.000	0.000	0.000	0.000
	RRS	No	0.000	0.000	0.000	0.000	0.000	0.000	0.000	0.000	0.000	0.000	0.000	0.000
	<b>TOTAL</b>			<b>31.372</b>		<b>7.843</b>		<b>7.843</b>		<b>7.843</b>		<b>4.706</b>		<b>3.137</b>

Village Name	Activity Name	Unit	Total		2021-22		2022-23		2023-24		2024-25		2025-26	
			Quantity	Cost (in Lacs)	Quantity	Cost (in Lacs)	Quantity	Cost (in Lacs)	Quantity	Cost (in Lacs)	Quantity	Cost (in Lacs)	Quantity	Cost (in Lacs)
4D4C5T1b- JOISARAHALLI, AREA- 313.88 HA	TCB	Ha	154.420	8.865	38.605	2.216	38.605	2.216	38.605	2.216	23.163	1.330	15.442	0.887
	Waste Wair	No	95.740	4.787	23.935	1.197	23.935	1.197	23.935	1.197	14.361	0.718	9.574	0.479
	LRRS	No	2.000	5.000	0.500	1.250	0.500	1.250	0.500	1.250	0.300	0.750	0.200	0.500
	Water Way	RMT	0.000	0.000	0.000	0.000	0.000	0.000	0.000	0.000	0.000	0.000	0.000	0.000
	RC	No	0.000	0.000	0.000	0.000	0.000	0.000	0.000	0.000	0.000	0.000	0.000	0.000
	Recharge Pit	No	0.000	0.000	0.000	0.000	0.000	0.000	0.000	0.000	0.000	0.000	0.000	0.000
	RRS	No	0.000	0.000	0.000	0.000	0.000	0.000	0.000	0.000	0.000	0.000	0.000	0.000
<b>TOTAL</b>				<b>18.652</b>		<b>4.663</b>		<b>4.663</b>		<b>4.663</b>		<b>2.798</b>		<b>1.865</b>

Village Name	Activity Name	Unit	Total		2021-22		2022-23		2023-24		2024-25		2025-26	
			Quantity	Cost (in Lacs)	Quantity	Cost (in Lacs)	Quantity	Cost (in Lacs)	Quantity	Cost (in Lacs)	Quantity	Cost (in Lacs)	Quantity	Cost (in Lacs)
4D4C5T1c- JOISARAHALLI, LAXMAPURA, TDKOPPA, BENAKANKONDA, YEREKUPPI, AREA- 578.09 HA	TCB	Ha	390.730	22.432	97.683	5.608	97.683	5.608	97.683	5.608	58.610	3.365	39.073	2.243
	Waste Wair	No	242.253	12.113	60.563	3.028	60.563	3.028	60.563	3.028	36.338	1.817	24.225	1.211
	LRRS	No	6.000	15.000	1.500	3.750	1.500	3.750	1.500	3.750	0.900	2.250	0.600	1.500
	Water Way	RMT	12500.000	12.500	3125.000	3.125	3125.000	3.125	3125.000	3.125	1875.000	1.875	1250.000	1.250
	RC	No	5.000	3.750	1.250	0.938	1.250	0.938	1.250	0.938	0.750	0.563	0.500	0.375
	Recharge Pit	No	2.000	0.500	0.500	0.125	0.500	0.125	0.500	0.125	0.300	0.075	0.200	0.050
	RRS	No	0.000	0.000	0.000	0.000	0.000	0.000	0.000	0.000	0.000	0.000	0.000	0.000

7.Phasing of the programme and Budgeting

Rs in lakhs

	<b>TOTAL</b>			<b>66.294</b>		<b>16.574</b>		<b>16.574</b>		<b>16.574</b>		<b>9.944</b>		<b>6.629</b>
--	--------------	--	--	---------------	--	---------------	--	---------------	--	---------------	--	--------------	--	--------------

Village Name	Activity Name	Unit	Total		2021-22		2022-23		2023-24		2024-25		2025-26	
			Quantity	Cost (in Lacs)	Quantity	Cost (in Lacs)	Quantity	Cost (in Lacs)	Quantity	Cost (in Lacs)	Quantity	Cost (in Lacs)	Quantity	Cost (in Lacs)
4D4C5T1d- BENAKANKONDA, YEREKUPPI, AREA- 410.36 HA	TCB	Ha	250.990	14.409	62.748	3.602	62.748	3.602	62.748	3.602	37.649	2.161	25.099	1.441
	Waste Wair	No	155.614	7.781	38.903	1.945	38.903	1.945	38.903	1.945	23.342	1.167	15.561	0.778
	LRRS	No	1.000	2.500	0.250	0.625	0.250	0.625	0.250	0.625	0.150	0.375	0.100	0.250
	Water Way	RMT	0.000	0.000	0.000	0.000	0.000	0.000	0.000	0.000	0.000	0.000	0.000	0.000
	RC	No	8.000	6.000	2.000	1.500	2.000	1.500	2.000	1.500	1.200	0.900	0.800	0.600
	Recharge Pit	No	1.000	0.250	0.250	0.063	0.250	0.063	0.250	0.063	0.150	0.038	0.100	0.025
	RRS	No	0.000	0.000	0.000	0.000	0.000	0.000	0.000	0.000	0.000	0.000	0.000	0.000
<b>TOTAL</b>				<b>30.940</b>		<b>7.735</b>		<b>7.735</b>		<b>7.735</b>		<b>4.641</b>		<b>3.094</b>

Village Name	Activity Name	Unit	Total		2021-22		2022-23		2023-24		2024-25		2025-26	
			Quantity	Cost (in Lacs)	Quantity	Cost (in Lacs)	Quantity	Cost (in Lacs)	Quantity	Cost (in Lacs)	Quantity	Cost (in Lacs)	Quantity	Cost (in Lacs)
4D4C5T2a-YEREKUPPI, RANEBENNUR, AREA- 374.22 HA	TCB	Ha	116.600	<b>6.694</b>	29.150	1.674	29.150	1.674	29.150	1.674	17.490	1.004	11.660	0.669
	Waste Wair	No	72.292	<b>3.615</b>	18.073	0.904	18.073	0.904	18.073	0.904	10.844	0.542	7.229	0.361
	LRRS	No	1.000	<b>2.500</b>	0.250	0.625	0.250	0.625	0.250	0.625	0.150	0.375	0.100	0.250
	Water Way	RMT	0.000	<b>0.000</b>	0.000	0.000	0.000	0.000	0.000	0.000	0.000	0.000	0.000	0.000
	RC	No	0.000	<b>0.000</b>	0.000	0.000	0.000	0.000	0.000	0.000	0.000	0.000	0.000	0.000
	Recharge Pit	No	0.000	<b>0.000</b>	0.000	0.000	0.000	0.000	0.000	0.000	0.000	0.000	0.000	0.000
	RRS	No	0.000	<b>0.000</b>	0.000	0.000	0.000	0.000	0.000	0.000	0.000	0.000	0.000	0.000
<b>TOTAL</b>				<b>12.809</b>		<b>3.202</b>		<b>3.202</b>		<b>3.202</b>		<b>1.921</b>		<b>1.281</b>

Village Name	Activity Name	Unit	Total		2021-22		2022-23		2023-24		2024-25		2025-26	
			Quantity	Cost (in Lacs)	Quantity	Cost (in Lacs)	Quantity	Cost (in Lacs)	Quantity	Cost (in Lacs)	Quantity	Cost (in Lacs)	Quantity	Cost (in Lacs)
4D4C5T2b- RANEBENNUR, AREA- 447.81 HA	TCB	Ha	148.170	8.506	37.043	2.127	37.043	2.127	37.043	2.127	22.226	1.276	14.817	0.851
	Waste Wair	No	91.865	4.593	22.966	1.148	22.966	1.148	22.966	1.148	13.780	0.689	9.187	0.459
	LRRS	No	0.000	0.000	0.000	0.000	0.000	0.000	0.000	0.000	0.000	0.000	0.000	0.000
	Water Way	RMT	0.000	0.000	0.000	0.000	0.000	0.000	0.000	0.000	0.000	0.000	0.000	0.000
	RC	No	0.000	0.000	0.000	0.000	0.000	0.000	0.000	0.000	0.000	0.000	0.000	0.000
	Recharge Pit	No	0.000	0.000	0.000	0.000	0.000	0.000	0.000	0.000	0.000	0.000	0.000	0.000
	RRS	No	0.000	0.000	0.000	0.000	0.000	0.000	0.000	0.000	0.000	0.000	0.000	0.000
<b>TOTAL</b>				<b>13.100</b>		<b>3.275</b>		<b>3.275</b>		<b>3.275</b>		<b>1.965</b>		<b>1.310</b>

Village Name	Activity Name	Unit	Total		2021-22		2022-23		2023-24		2024-25		2025-26	
			Quantity	Cost (in Lacs)	Quantity	Cost (in Lacs)	Quantity	Cost (in Lacs)	Quantity	Cost (in Lacs)	Quantity	Cost (in Lacs)	Quantity	Cost (in Lacs)
4D4C5T2c- BENAKANKONDA, HALAGERI, AREA-410.65HA	TCB	Ha	546.400	31.369	136.600	7.842	136.600	7.842	136.600	7.842	81.960	4.705	54.640	3.137
	Waste Wair	No	338.768	16.938	84.692	4.235	84.692	4.235	84.692	4.235	50.815	2.541	33.877	1.694
	LRRS	No	2.000	5.000	0.500	1.250	0.500	1.250	0.500	1.250	0.300	0.750	0.200	0.500
	Water Way	RMT	0.000	0.000	0.000	0.000	0.000	0.000	0.000	0.000	0.000	0.000	0.000	0.000
	RC	No	10.000	7.500	2.500	1.875	2.500	1.875	2.500	1.875	1.500	1.125	1.000	0.750
	Recharge Pit	No	0.000	0.000	0.000	0.000	0.000	0.000	0.000	0.000	0.000	0.000	0.000	0.000
	RRS	No	0.000	0.000	0.000	0.000	0.000	0.000	0.000	0.000	0.000	0.000	0.000	0.000
<b>TOTAL</b>				<b>60.807</b>		<b>15.202</b>		<b>15.202</b>		<b>15.202</b>		<b>9.121</b>		<b>6.081</b>

Village Name	Activity Name	Unit	Total		2021-22		2022-23		2023-24		2024-25		2025-26	
			Quantity	Cost (in Lacs)	Quantity	Cost (in Lacs)	Quantity	Cost (in Lacs)	Quantity	Cost (in Lacs)	Quantity	Cost (in Lacs)	Quantity	Cost (in Lacs)
4D4C5T2d-HALAGERI, RANEBENNUR, AREA-374.37 HA	TCB	Ha	235.420	13.515	58.855	3.379	58.855	3.379	58.855	3.379	35.313	2.027	23.542	1.352
	Waste Wair	No	145.960	7.298	36.490	1.825	36.490	1.825	36.490	1.825	21.894	1.095	14.596	0.730
	LRRS	No	2.000	5.000	0.500	1.250	0.500	1.250	0.500	1.250	0.300	0.750	0.200	0.500
	Water Way	RMT	0.000	0.000	0.000	0.000	0.000	0.000	0.000	0.000	0.000	0.000	0.000	0.000
	RC	No	6.000	4.500	1.500	1.125	1.500	1.125	1.500	1.125	0.900	0.675	0.600	0.450
	Recharge Pit	No	0.000	0.000	0.000	0.000	0.000	0.000	0.000	0.000	0.000	0.000	0.000	0.000
	RRS	No	0.000	0.000	0.000	0.000	0.000	0.000	0.000	0.000	0.000	0.000	0.000	0.000
<b>TOTAL</b>				<b>30.313</b>		<b>7.578</b>		<b>7.578</b>		<b>7.578</b>		<b>4.547</b>		<b>3.031</b>

Village Name	Activity Name	Unit	Total		2021-22		2022-23		2023-24		2024-25		2025-26	
			Quantity	Cost (in Lacs)	Quantity	Cost (in Lacs)	Quantity	Cost (in Lacs)	Quantity	Cost (in Lacs)	Quantity	Cost (in Lacs)	Quantity	Cost (in Lacs)
4D4C5T2e-HALAGERI, RANEBENNUR, AREA-431.47 HA	TCB	Ha	329.570	18.921	82.393	4.730	82.393	4.730	82.393	4.730	49.436	2.838	32.957	1.892
	Waste Wair	No	204.333	10.217	51.083	2.554	51.083	2.554	51.083	2.554	30.650	1.533	20.433	1.022
	LRRS	No	1.000	2.500	0.250	0.625	0.250	0.625	0.250	0.625	0.150	0.375	0.100	0.250
	Water Way	RMT	0.000	0.000	0.000	0.000	0.000	0.000	0.000	0.000	0.000	0.000	0.000	0.000
	RC	No	3.000	2.250	0.750	0.563	0.750	0.563	0.750	0.563	0.450	0.338	0.300	0.225
	Recharge Pit	No	0.000	0.000	0.000	0.000	0.000	0.000	0.000	0.000	0.000	0.000	0.000	0.000
	RRS	No	0.000	0.000	0.000	0.000	0.000	0.000	0.000	0.000	0.000	0.000	0.000	0.000
<b>TOTAL</b>				<b>33.887</b>		<b>8.472</b>		<b>8.472</b>		<b>8.472</b>		<b>5.083</b>		<b>3.389</b>



7. Phasing of the programme and Budgeting

Rs in lakhs

[ Chapter - VII ] 7.3 Year and Treatment wise Water Harvesting Activities

Village Name	Activity Name	Unit	Total		2021-22		2022-23		2023-24		2024-25		2025-26	
			Quantity	Cost (in Lacs)	Quantity	Cost (in Lacs)	Quantity	Cost (in Lacs)	Quantity	Cost (in Lacs)	Quantity	Cost (in Lacs)	Quantity	Cost (in Lacs)
4D4C2G1a-UKKANDA, AREA-457.66 HA	CD	No	3.000	24.000	0.750	6.000	0.750	6.000	0.750	6.000	0.450	3.600	0.300	2.400
	FARM POND	No	2.000	2.080	0.500	0.520	0.500	0.520	0.500	0.520	0.300	0.312	0.200	0.208
	RRS	No	0.000	0.000	0.000	0.000	0.000	0.000	0.000	0.000	0.000	0.000	0.000	0.000
<b>TOTAL</b>				<b>26.080</b>		<b>6.520</b>		<b>6.520</b>		<b>6.520</b>		<b>3.912</b>		<b>2.608</b>

Village Name	Activity Name	Unit	Total		2021-22		2022-23		2023-24		2024-25		2025-26	
			Quantity	Cost (in Lacs)	Quantity	Cost (in Lacs)	Quantity	Cost (in Lacs)	Quantity	Cost (in Lacs)	Quantity	Cost (in Lacs)	Quantity	Cost (in Lacs)
4D4C2G1b-UKKANDA, SARVANDA, JOISARAHALLI, AREA-573.73 HA	CD	No	0.000	0.000	0.000	0.000	0.000	0.000	0.000	0.000	0.000	0.000	0.000	0.000
	FARM POND	No	1.000	1.040	0.250	0.260	0.250	0.260	0.250	0.260	0.150	0.156	0.100	0.104
	RRS	No	0.000	0.000	0.000	0.000	0.000	0.000	0.000	0.000	0.000	0.000	0.000	0.000
<b>TOTAL</b>				<b>1.040</b>		<b>0.260</b>		<b>0.260</b>		<b>0.260</b>		<b>0.156</b>		<b>0.104</b>

Village Name	Activity Name	Unit	Total		2021-22		2022-23		2023-24		2024-25		2025-26	
			Quantity	Cost (in Lacs)	Quantity	Cost (in Lacs)	Quantity	Cost (in Lacs)	Quantity	Cost (in Lacs)	Quantity	Cost (in Lacs)	Quantity	Cost (in Lacs)
4D4C2G1c-SARVANDA, ASUNDI, AREA-353.18 HA	CD	No	1.000	8.000	0.250	2.000	0.250	2.000	0.250	2.000	0.150	1.200	0.100	0.800
	FARM POND	No	2.000	2.080	0.500	0.520	0.500	0.520	0.500	0.520	0.300	0.312	0.200	0.208
	RRS	No	0.000	0.000	0.000	0.000	0.000	0.000	0.000	0.000	0.000	0.000	0.000	0.000
<b>TOTAL</b>				<b>10.080</b>		<b>2.520</b>		<b>2.520</b>		<b>2.520</b>		<b>1.512</b>		<b>1.008</b>

Village Name	Activity Name	Unit	Total		2021-22		2022-23		2023-24		2024-25		2025-26	
			Quantity	Cost (in Lacs)	Quantity	Cost (in Lacs)	Quantity	Cost (in Lacs)	Quantity	Cost (in Lacs)	Quantity	Cost (in Lacs)	Quantity	Cost (in Lacs)
4D4C2G1e-SARVANDA, JOISARAHALLI, HULIHALLI, YEREKUPPI, AREA-576.40 HA	CD	No	4.000	32.000	1.000	8.000	1.000	8.000	1.000	8.000	0.600	4.800	0.400	3.200
	FARM POND	No	3.000	3.120	0.750	0.780	0.750	0.780	0.750	0.780	0.450	0.468	0.300	0.312
	RRS	No	0.000	0.000	0.000	0.000	0.000	0.000	0.000	0.000	0.000	0.000	0.000	0.000

7. Phasing of the programme and Budgeting

Rs in lakhs

	TOTAL			35.120		8.780		8.780		8.780		5.268		3.512
--	-------	--	--	--------	--	-------	--	-------	--	-------	--	-------	--	-------

7. Phasing of the programme and Budgeting

Rs in lakhs

Village Name	Activity Name	Unit	Total		2021-22		2022-23		2023-24		2024-25		2025-26	
			Quantity	Cost (in Lacs)	Quantity	Cost (in Lacs)	Quantity	Cost (in Lacs)	Quantity	Cost (in Lacs)	Quantity	Cost (in Lacs)	Quantity	Cost (in Lacs)
4D4C2G1f-HULIHALLI, AREA-299.49 HA	CD	No	1.000	8.000	0.250	2.000	0.250	2.000	0.250	2.000	0.150	1.200	0.100	0.800
	FARM POND	No	2.000	2.080	0.500	0.520	0.500	0.520	0.500	0.520	0.300	0.312	0.200	0.208
	RRS	No	0.000	0.000	0.000	0.000	0.000	0.000	0.000	0.000	0.000	0.000	0.000	0.000
<b>TOTAL</b>				<b>10.080</b>		<b>2.520</b>		<b>2.520</b>		<b>2.520</b>		<b>1.512</b>		<b>1.008</b>

Village Name	Activity Name	Unit	Total		2021-22		2022-23		2023-24		2024-25		2025-26	
			Quantity	Cost (in Lacs)	Quantity	Cost (in Lacs)	Quantity	Cost (in Lacs)	Quantity	Cost (in Lacs)	Quantity	Cost (in Lacs)	Quantity	Cost (in Lacs)
4D4C2G2a-HULIHALLI, YEREKUPPI, RANEBENNUR, AREA-608.08 HA	CD	No	6.000	48.000	1.500	12.000	1.500	12.000	1.500	12.000	0.900	7.200	0.600	4.800
	FARM POND	No	2.000	2.080	0.500	0.520	0.500	0.520	0.500	0.520	0.300	0.312	0.200	0.208
	RRS	No	1.000	3.500	0.250	0.875	0.250	0.875	0.250	0.875	0.150	0.525	0.100	0.350
<b>TOTAL</b>				<b>53.580</b>		<b>13.395</b>		<b>13.395</b>		<b>13.395</b>		<b>8.037</b>		<b>5.358</b>

Village Name	Activity Name	Unit	Total		2021-22		2022-23		2023-24		2024-25		2025-26	
			Quantity	Cost (in Lacs)	Quantity	Cost (in Lacs)	Quantity	Cost (in Lacs)	Quantity	Cost (in Lacs)	Quantity	Cost (in Lacs)	Quantity	Cost (in Lacs)
4D4C5T1a-JOISARAHALLI, AREA-447.67 HA	CD	No	0.000	0.000	0.000	0.000	0.000	0.000	0.000	0.000	0.000	0.000	0.000	0.000
	FARM POND	No	2.000	2.080	0.500	0.520	0.500	0.520	0.500	0.520	0.300	0.312	0.200	0.208
	RRS	No	0.000	0.000	0.000	0.000	0.000	0.000	0.000	0.000	0.000	0.000	0.000	0.000
<b>TOTAL</b>				<b>2.080</b>		<b>0.520</b>		<b>0.520</b>		<b>0.520</b>		<b>0.312</b>		<b>0.208</b>

Village Name	Activity Name	Unit	Total		2021-22		2022-23		2023-24		2024-25		2025-26	
			Quantity	Cost (in Lacs)	Quantity	Cost (in Lacs)	Quantity	Cost (in Lacs)	Quantity	Cost (in Lacs)	Quantity	Cost (in Lacs)	Quantity	Cost (in Lacs)
4D4C5T1b-JOISARAHALLI, AREA-313.88 HA	CD	No	0.000	0.000	0.000	0.000	0.000	0.000	0.000	0.000	0.000	0.000	0.000	0.000
	FARM POND	No	2.000	2.080	0.500	0.520	0.500	0.520	0.500	0.520	0.300	0.312	0.200	0.208
	RRS	No	0.000	0.000	0.000	0.000	0.000	0.000	0.000	0.000	0.000	0.000	0.000	0.000
<b>TOTAL</b>				<b>2.080</b>		<b>0.520</b>		<b>0.520</b>		<b>0.520</b>		<b>0.312</b>		<b>0.208</b>

7. Phasing of the programme and Budgeting

Rs in lakhs

Village Name	Activity Name	Unit	Total		2021-22		2022-23		2023-24		2024-25		2025-26	
			Quantity	Cost (in Lacs)	Quantity	Cost (in Lacs)	Quantity	Cost (in Lacs)	Quantity	Cost (in Lacs)	Quantity	Cost (in Lacs)	Quantity	Cost (in Lacs)
4D4C5T1c-JOISARAHALLI, LAXMAPURA, TDKOPPA, BENAKANKONDA, YEREKUPPI, AREA-578.09 HA	CD	No	8.000	64.000	2.000	16.000	2.000	16.000	2.000	16.000	1.200	9.600	0.800	6.400
	FARM POND	No	2.000	2.080	0.500	0.520	0.500	0.520	0.500	0.520	0.300	0.312	0.200	0.208
	RRS	No	0.000	0.000	0.000	0.000	0.000	0.000	0.000	0.000	0.000	0.000	0.000	0.000
<b>TOTAL</b>				<b>66.080</b>		<b>16.520</b>		<b>16.520</b>		<b>16.520</b>		<b>9.912</b>		<b>6.608</b>

Village Name	Activity Name	Unit	Total		2021-22		2022-23		2023-24		2024-25		2025-26	
			Quantity	Cost (in Lacs)	Quantity	Cost (in Lacs)	Quantity	Cost (in Lacs)	Quantity	Cost (in Lacs)	Quantity	Cost (in Lacs)	Quantity	Cost (in Lacs)
4D4C5T1d-BENAKANKONDA, YEREKUPPI, AREA-410.36 HA	CD	No	0.000	0.000	0.000	0.000	0.000	0.000	0.000	0.000	0.000	0.000	0.000	0.000
	FARM POND	No	2.000	2.080	0.500	0.520	0.500	0.520	0.500	0.520	0.300	0.312	0.200	0.208
	RRS	Ha	10.000	0.500	2.500	0.125	2.500	0.125	2.500	0.125	1.500	0.075	1.000	0.050
<b>TOTAL</b>				<b>2.580</b>		<b>0.645</b>		<b>0.645</b>		<b>0.645</b>		<b>0.387</b>		<b>0.258</b>

Village Name	Activity Name	Unit	Total		2021-22		2022-23		2023-24		2024-25		2025-26	
			Quantity	Cost (in Lacs)	Quantity	Cost (in Lacs)	Quantity	Cost (in Lacs)	Quantity	Cost (in Lacs)	Quantity	Cost (in Lacs)	Quantity	Cost (in Lacs)
4D4C5T2a-YEREKUPPI, RANEBENNUR, AREA-374.22HA	CD	No	0.000	0.000	0.000	0.000	0.000	0.000	0.000	0.000	0.000	0.000	0.000	0.000
	FARM POND	No	0.000	0.000	0.000	0.000	0.000	0.000	0.000	0.000	0.000	0.000	0.000	0.000
	RRS	No	0.000	0.000	0.000	0.000	0.000	0.000	0.000	0.000	0.000	0.000	0.000	0.000
<b>TOTAL</b>				<b>0.000</b>		<b>0.000</b>		<b>0.000</b>		<b>0.000</b>		<b>0.000</b>		<b>0.000</b>

Village Name	Activity Name	Unit	Total		2021-22		2022-23		2023-24		2024-25		2025-26	
			Quantity	Cost (in Lacs)	Quantity	Cost (in Lacs)	Quantity	Cost (in Lacs)	Quantity	Cost (in Lacs)	Quantity	Cost (in Lacs)	Quantity	Cost (in Lacs)
4D4C5T2b-RANEBENNUR, AREA- 447.81 HA	CD	No	0.000	0.000	0.000	0.000	0.000	0.000	0.000	0.000	0.000	0.000	0.000	0.000
	FARM POND	No	0.000	0.000	0.000	0.000	0.000	0.000	0.000	0.000	0.000	0.000	0.000	0.000
	RRS	No	0.000	0.000	0.000	0.000	0.000	0.000	0.000	0.000	0.000	0.000	0.000	0.000
<b>TOTAL</b>				<b>0.000</b>		<b>0.000</b>		<b>0.000</b>		<b>0.000</b>		<b>0.000</b>		<b>0.000</b>

7. Phasing of the programme and Budgeting

Rs in lakhs

Village Name	Activity Name	Unit	Total		2021-22		2022-23		2023-24		2024-25		2025-26	
			Quantity	Cost (in Lacs)	Quantity	Cost (in Lacs)	Quantity	Cost (in Lacs)	Quantity	Cost (in Lacs)	Quantity	Cost (in Lacs)	Quantity	Cost (in Lacs)
4D4C5T2c-BENAKANKONDA, HALAGERI, AREA-410.65 HA	CD	No	0.000	0.000	0.000	0.000	0.000	0.000	0.000	0.000	0.000	0.000	0.000	0.000
	FARM POND	No	2.000	2.080	0.500	0.520	0.500	0.520	0.500	0.520	0.300	0.312	0.200	0.208
	RRS	No	0.000	0.000	0.000	0.000	0.000	0.000	0.000	0.000	0.000	0.000	0.000	0.000
<b>TOTAL</b>				<b>2.080</b>		<b>0.520</b>		<b>0.520</b>		<b>0.520</b>		<b>0.312</b>		<b>0.208</b>

Village Name	Activity Name	Unit	Total		2021-22		2022-23		2023-24		2024-25		2025-26	
			Quantity	Cost (in Lacs)	Quantity	Cost (in Lacs)	Quantity	Cost (in Lacs)	Quantity	Cost (in Lacs)	Quantity	Cost (in Lacs)	Quantity	Cost (in Lacs)
4D4C5T2d-HALAGERI, RANEBENNUR, AREA-374.37HA	CD	No	0.000	0.000	0.000	0.000	0.000	0.000	0.000	0.000	0.000	0.000	0.000	0.000
	FARM POND	No	2.000	2.080	0.500	0.520	0.500	0.520	0.500	0.520	0.300	0.312	0.200	0.208
	RRS	No	0.000	0.000	0.000	0.000	0.000	0.000	0.000	0.000	0.000	0.000	0.000	0.000
<b>TOTAL</b>				<b>2.080</b>		<b>0.520</b>		<b>0.520</b>		<b>0.520</b>		<b>0.312</b>		<b>0.208</b>

Village Name	Activity Name	Unit	Total		2021-22		2022-23		2023-24		2024-25		2025-26	
			Quantity	Cost (in Lacs)	Quantity	Cost (in Lacs)	Quantity	Cost (in Lacs)	Quantity	Cost (in Lacs)	Quantity	Cost (in Lacs)	Quantity	Cost (in Lacs)
4D4C5T2e-HALAGERI, RANEBENNUR, AREA-431.47HA	CD	No	0.000	0.000	0.000	0.000	0.000	0.000	0.000	0.000	0.000	0.000	0.000	0.000
	FARM POND	No	1.000	1.040	0.250	0.260	0.250	0.260	0.250	0.260	0.150	0.156	0.100	0.104
	RRS	No	0.000	0.000	0.000	0.000	0.000	0.000	0.000	0.000	0.000	0.000	0.000	0.000
<b>TOTAL</b>				<b>1.040</b>		<b>0.260</b>		<b>0.260</b>		<b>0.260</b>		<b>0.156</b>		<b>0.104</b>

7. Phasing of the programme and Budgeting

Rs in lakhs

[ Chapter - VII ] 7.2 Year and Treatment wise Soil and Moisture Conservation Activities

Village Name	Activity Name	Unit	Total		2021-22		2022-23		2023-24		2024-25		2025-26	
			Quantity	Cost (in Lacs)	Quantity	Cost (in Lacs)	Quantity	Cost (in Lacs)	Quantity	Cost (in Lacs)	Quantity	Cost (in Lacs)	Quantity	Cost (in Lacs)
4D4C2G1a-UKKANDA, AREA-457.66 HA	Forestry	Ha	60.000	9.150	15.000	2.288	15.000	2.288	15.000	2.288	9.000	1.373	6.000	0.915
	Horticulture	Ha	41.000	9.280	10.250	2.320	10.250	2.320	10.250	2.320	6.150	1.392	4.100	0.928
	Fodder Development	Ha	9.000	0.450	2.250	0.113	2.250	0.113	2.250	0.113	1.350	0.068	0.900	0.045
<b>TOTAL</b>				<b>18.880</b>		<b>4.720</b>		<b>4.720</b>		<b>4.720</b>		<b>2.832</b>		<b>1.888</b>

Village Name	Activity Name	Unit	Total		2021-22		2022-23		2023-24		2024-25		2025-26	
			Quantity	Cost (in Lacs)	Quantity	Cost (in Lacs)	Quantity	Cost (in Lacs)	Quantity	Cost (in Lacs)	Quantity	Cost (in Lacs)	Quantity	Cost (in Lacs)
4D4C2G1b-UKKANDA, SARVANDA, JOISARAHALLI, AREA-	Forestry	Ha	85.000	12.963	21.250	3.241	21.250	3.241	21.250	3.241	12.750	1.944	8.500	1.296
	Horticulture	Ha	60.000	13.580	15.000	3.395	15.000	3.395	15.000	3.395	9.000	2.037	6.000	1.358
	Fodder Development	Ha	8.000	0.400	2.000	0.100	2.000	0.100	2.000	0.100	1.200	0.060	0.800	0.040
<b>TOTAL</b>				<b>26.943</b>		<b>6.736</b>		<b>6.736</b>		<b>6.736</b>		<b>4.041</b>		<b>2.694</b>

Village Name	Activity Name	Unit	Total		2021-22		2022-23		2023-24		2024-25		2025-26	
			Quantity	Cost (in Lacs)	Quantity	Cost (in Lacs)	Quantity	Cost (in Lacs)	Quantity	Cost (in Lacs)	Quantity	Cost (in Lacs)	Quantity	Cost (in Lacs)
4D4C2G1c-SARVANDA, ASUNDI, AREA-353.18HA	Forestry	Ha	52.000	7.930	13.000	1.983	13.000	1.983	13.000	1.983	7.800	1.190	5.200	0.793
	Horticulture	Ha	38.000	8.601	9.500	2.150	9.500	2.150	9.500	2.150	5.700	1.290	3.800	0.860
	Fodder Development	Ha	9.000	0.450	2.250	0.113	2.250	0.113	2.250	0.113	1.350	0.068	0.900	0.045
<b>TOTAL</b>				<b>16.981</b>		<b>4.245</b>		<b>4.245</b>		<b>4.245</b>		<b>2.547</b>		<b>1.698</b>

Village Name	Activity Name	Unit	Total		2021-22		2022-23		2023-24		2024-25		2025-26	
			Quantity	Cost (in Lacs)	Quantity	Cost (in Lacs)	Quantity	Cost (in Lacs)	Quantity	Cost (in Lacs)	Quantity	Cost (in Lacs)	Quantity	Cost (in Lacs)
4D4C2G1e-SARVANDA, JOISARAHALLI, HULIHALLI, YEREKUPPI,	Forestry	Ha	84.000	12.810	21.000	3.203	21.000	3.203	21.000	3.203	12.600	1.922	8.400	1.281
	Horticulture	Ha	16.000	3.621	4.000	0.905	4.000	0.905	4.000	0.905	2.400	0.543	1.600	0.362
	Fodder Development	Ha	9.000	0.450	2.250	0.113	2.250	0.113	2.250	0.113	1.350	0.068	0.900	0.045
<b>TOTAL</b>				<b>16.881</b>		<b>4.220</b>		<b>4.220</b>		<b>4.220</b>		<b>2.532</b>		<b>1.688</b>

Village Name	Activity Name	Unit	Total		2021-22		2022-23		2023-24		2024-25		2025-26	
			Quantity	Cost (in Lacs)	Quantity	Cost (in Lacs)	Quantity	Cost (in Lacs)	Quantity	Cost (in Lacs)	Quantity	Cost (in Lacs)	Quantity	Cost (in Lacs)
4D4C2G1f-HULIHALLI, AREA-299.49 HA	Forestry	Ha	44.000	6.710	11.000	1.678	11.000	1.678	11.000	1.678	6.600	1.007	4.400	0.671
	Horticulture	Ha	41.000	9.280	10.250	2.320	10.250	2.320	10.250	2.320	6.150	1.392	4.100	0.928
	Fodder Development	Ha	9.000	0.450	2.250	0.113	2.250	0.113	2.250	0.113	1.350	0.068	0.900	0.045
<b>TOTAL</b>				<b>16.440</b>		<b>4.110</b>		<b>4.110</b>		<b>4.110</b>		<b>2.466</b>		<b>1.644</b>

7. Phasing of the programme and Budgeting

Rs in lakhs

Village Name	Activity Name	Unit	Total		2021-22		2022-23		2023-24		2024-25		2025-26	
			Quantity	Cost (in Lacs)	Quantity	Cost (in Lacs)	Quantity	Cost (in Lacs)	Quantity	Cost (in Lacs)	Quantity	Cost (in Lacs)	Quantity	Cost (in Lacs)
4D4C2G2a-HULIHALLI, YEREKUPPI, RANEBENNUR, AREA-	Forestry	Ha	86.000	13.115	21.500	3.279	21.500	3.279	21.500	3.279	12.900	1.967	8.600	1.312
	Horticulture	Ha	64.000	14.486	16.000	3.621	16.000	3.621	16.000	3.621	9.600	2.173	6.400	1.449
	Fodder Development	Ha	9.000	0.450	2.250	0.113	2.250	0.113	2.250	0.113	1.350	0.068	0.900	0.045
<b>TOTAL</b>				<b>28.051</b>		<b>7.013</b>		<b>7.013</b>		<b>7.013</b>		<b>4.208</b>		<b>2.805</b>

Village Name	Activity Name	Unit	Total		2021-22		2022-23		2023-24		2024-25		2025-26	
			Quantity	Cost (in Lacs)	Quantity	Cost (in Lacs)	Quantity	Cost (in Lacs)	Quantity	Cost (in Lacs)	Quantity	Cost (in Lacs)	Quantity	Cost (in Lacs)
4D4C5T1a-JOISARAHALLI, AREA-447.67 HA	Forestry	Ha	74.000	11.285	18.500	2.821	18.500	2.821	18.500	2.821	11.100	1.693	7.400	1.129
	Horticulture	Ha	64.000	14.486	16.000	3.621	16.000	3.621	16.000	3.621	9.600	2.173	6.400	1.449
	Fodder Development	Ha	10.000	0.500	2.500	0.125	2.500	0.125	2.500	0.125	1.500	0.075	1.000	0.050
<b>TOTAL</b>				<b>26.271</b>		<b>6.568</b>		<b>6.568</b>		<b>6.568</b>		<b>3.941</b>		<b>2.627</b>

Village Name	Activity Name	Unit	Total		2021-22		2022-23		2023-24		2024-25		2025-26	
			Quantity	Cost (in Lacs)	Quantity	Cost (in Lacs)	Quantity	Cost (in Lacs)	Quantity	Cost (in Lacs)	Quantity	Cost (in Lacs)	Quantity	Cost (in Lacs)
4D4C5T1b-JOISARAHALLI, AREA-313.88 HA	Forestry	Ha	49.000	7.473	12.250	1.868	12.250	1.868	12.250	1.868	7.350	1.121	4.900	0.747
	Horticulture	Ha	31.000	7.017	7.750	1.754	7.750	1.754	7.750	1.754	4.650	1.052	3.100	0.702
	Fodder Development	Ha	9.000	0.450	2.250	0.113	2.250	0.113	2.250	0.113	1.350	0.068	0.900	0.045
<b>TOTAL</b>				<b>14.939</b>		<b>3.735</b>		<b>3.735</b>		<b>3.735</b>		<b>2.241</b>		<b>1.494</b>

Village Name	Activity Name	Unit	Total		2021-22		2022-23		2023-24		2024-25		2025-26	
			Quantity	Cost (in Lacs)	Quantity	Cost (in Lacs)	Quantity	Cost (in Lacs)	Quantity	Cost (in Lacs)	Quantity	Cost (in Lacs)	Quantity	Cost (in Lacs)
4D4C5T1c-JOISARAHALLI, LAXMAPURA, TDKOPPA,	Forestry	Ha	66.000	10.065	16.500	2.516	16.500	2.516	16.500	2.516	9.900	1.510	6.600	1.007
	Horticulture	Ha	56.000	12.675	14.000	3.169	14.000	3.169	14.000	3.169	8.400	1.901	5.600	1.268
	Fodder Development	Ha	10.000	0.500	2.500	0.125	2.500	0.125	2.500	0.125	1.500	0.075	1.000	0.050
<b>TOTAL</b>				<b>23.240</b>		<b>5.810</b>		<b>5.810</b>		<b>5.810</b>		<b>3.486</b>		<b>2.324</b>

Village Name	Activity Name	Unit	Total		2021-22		2022-23		2023-24		2024-25		2025-26	
			Quantity	Cost (in Lacs)	Quantity	Cost (in Lacs)	Quantity	Cost (in Lacs)	Quantity	Cost (in Lacs)	Quantity	Cost (in Lacs)	Quantity	Cost (in Lacs)
4D4C5T1d-BENAKANKONDA, YEREKUPPI, AREA-	Forestry	Ha	59.000	8.998	14.750	2.249	14.750	2.249	14.750	2.249	8.850	1.350	5.900	0.900
	Horticulture	Ha	44.000	9.959	11.000	2.490	11.000	2.490	11.000	2.490	6.600	1.494	4.400	0.996
	Fodder Development	Ha	10.000	0.500	2.500	0.125	2.500	0.125	2.500	0.125	1.500	0.075	1.000	0.050

**7. Phasing of the programme and Budgeting**

Rs in lakhs

	TOTAL			19.456		4.864		4.864		4.864		2.918		1.946
--	-------	--	--	--------	--	-------	--	-------	--	-------	--	-------	--	-------



7. Phasing of the programme and Budgeting

Rs in lakhs

Village Name	Activity Name	Unit	Total		2021-22		2022-23		2023-24		2024-25		2025-26	
			Quantity	Cost (in Lacs)	Quantity	Cost (in Lacs)	Quantity	Cost (in Lacs)	Quantity	Cost (in Lacs)	Quantity	Cost (in Lacs)	Quantity	Cost (in Lacs)
4D4C5T2a-YEREKUPPI, RANEBENNUR, AREA- 374.22 HA	Forestry	Ha	27.000	4.118	6.750	1.029	6.750	1.029	6.750	1.029	4.050	0.618	2.700	0.412
	Horticulture	Ha	31.000	7.017	7.750	1.754	7.750	1.754	7.750	1.754	4.650	1.052	3.100	0.702
	Fodder Development	Ha	10.000	0.500	2.500	0.125	2.500	0.125	2.500	0.125	1.500	0.075	1.000	0.050
<b>TOTAL</b>				<b>11.634</b>		<b>2.909</b>		<b>2.909</b>		<b>2.909</b>		<b>1.745</b>		<b>1.163</b>

Village Name	Activity Name	Unit	Total		2021-22		2022-23		2023-24		2024-25		2025-26	
			Quantity	Cost (in Lacs)	Quantity	Cost (in Lacs)	Quantity	Cost (in Lacs)	Quantity	Cost (in Lacs)	Quantity	Cost (in Lacs)	Quantity	Cost (in Lacs)
4D4C5T2b- RANEBENNUR, AREA- 447.81 HA	Forestry	Ha	37.000	5.643	9.250	1.411	9.250	1.411	9.250	1.411	5.550	0.846	3.700	0.564
	Horticulture	Ha	32.000	7.243	8.000	1.811	8.000	1.811	8.000	1.811	4.800	1.086	3.200	0.724
	Fodder Development	Ha	10.000	0.500	2.500	0.125	2.500	0.125	2.500	0.125	1.500	0.075	1.000	0.050
<b>TOTAL</b>				<b>13.385</b>		<b>3.346</b>		<b>3.346</b>		<b>3.346</b>		<b>2.008</b>		<b>1.339</b>

Village Name	Activity Name	Unit	Total		2021-22		2022-23		2023-24		2024-25		2025-26	
			Quantity	Cost (in Lacs)	Quantity	Cost (in Lacs)	Quantity	Cost (in Lacs)	Quantity	Cost (in Lacs)	Quantity	Cost (in Lacs)	Quantity	Cost (in Lacs)
4D4C5T2c- BENAKANKONDA, HALAGERI, AREA-410.65	Forestry	Ha	97.000	14.793	24.250	3.698	24.250	3.698	24.250	3.698	14.550	2.219	9.700	1.479
	Horticulture	Ha	21.000	4.753	5.250	1.188	5.250	1.188	5.250	1.188	3.150	0.713	2.100	0.475
	Fodder Development	Ha	8.000	0.400	2.000	0.100	2.000	0.100	2.000	0.100	1.200	0.060	0.800	0.040
<b>TOTAL</b>				<b>19.946</b>		<b>4.986</b>		<b>4.986</b>		<b>4.986</b>		<b>2.992</b>		<b>1.995</b>

Village Name	Activity Name	Unit	Total		2021-22		2022-23		2023-24		2024-25		2025-26	
			Quantity	Cost (in Lacs)	Quantity	Cost (in Lacs)	Quantity	Cost (in Lacs)	Quantity	Cost (in Lacs)	Quantity	Cost (in Lacs)	Quantity	Cost (in Lacs)
4D4C5T2d-HALAGERI, RANEBENNUR, AREA- 374.37 HA	Forestry	Ha	47.000	7.168	11.750	1.792	11.750	1.792	11.750	1.792	7.050	1.075	4.700	0.717
	Horticulture	Ha	51.000	11.543	12.750	2.886	12.750	2.886	12.750	2.886	7.650	1.732	5.100	1.154
	Fodder Development	Ha	9.000	0.450	2.250	0.113	2.250	0.113	2.250	0.113	1.350	0.068	0.900	0.045
<b>TOTAL</b>				<b>19.161</b>		<b>4.790</b>		<b>4.790</b>		<b>4.790</b>		<b>2.874</b>		<b>1.916</b>

Village Name	Activity Name	Unit	Total		2021-22		2022-23		2023-24		2024-25		2025-26	
			Quantity	Cost (in Lacs)	Quantity	Cost (in Lacs)	Quantity	Cost (in Lacs)	Quantity	Cost (in Lacs)	Quantity	Cost (in Lacs)	Quantity	Cost (in Lacs)
4D4C5T2e-HALAGERI, RANEBENNUR, AREA- 431.47 HA	Forestry	Ha	57.000	8.693	14.250	2.173	14.250	2.173	14.250	2.173	8.550	1.304	5.700	0.869
	Horticulture	Ha	48.000	10.864	12.000	2.716	12.000	2.716	12.000	2.716	7.200	1.630	4.800	1.086
	Fodder Development	Ha	9.000	0.450	2.250	0.113	2.250	0.113	2.250	0.113	1.350	0.068	0.900	0.045
<b>TOTAL</b>				<b>20.007</b>		<b>5.002</b>		<b>5.002</b>		<b>5.002</b>		<b>3.001</b>		<b>2.001</b>

Village Name	Beneficiary/Group Name	Unit	Total		2021-22		2022-23		2023-24		2024-25		2025-26	
			Quantit y	Cost (in Lacs)	Quantit y	Cost (in Lacs)	Quantit y	Cost (in Lacs)	Quantit y	Cost (in Lacs)	Quantit y	Cost (in Lacs)	Quantit y	Cost (in Lacs)
Asundi	SRI MARIYAMMADEVI SHG	No.	15	4.43567			4.500	1.331	4.500	1.331	4.500	1.331	1.500	0.444
	SRI BIRALIGESHWARA SHG	No.	15	4.43567			4.500	1.331	4.500	1.331	4.500	1.331	1.500	0.444
	SRI KITTUR RANI CHANNAMMA SHG	No.	10	2.95711			3.000	0.887	3.000	0.887	3.000	0.887	1.000	0.296
Hosa Hulihalli	SRI DYMAVVA DEVI SHG	No.	15	4.43567			4.500	1.331	4.500	1.331	4.500	1.331	1.500	0.444
	SRI PARVATADEVI SHG	No.	20	5.91422			6.000	1.774	6.000	1.774	6.000	1.774	2.000	0.591
	SRI AKKAMAHADEVI SHG	No.	16	4.73138			4.800	1.419	4.800	1.419	4.800	1.419	1.600	0.473
Hale Hulihalli	SRI VIDYA SHG	No.	15	4.43567			4.500	1.331	4.500	1.331	4.500	1.331	1.500	0.444
	SRI DURGAMMADEVI SHG	No.	16	4.73138			4.800	1.419	4.800	1.419	4.800	1.419	1.600	0.473
	SRI DYMAVVA SHG	No.	16	4.73138			4.800	1.419	4.800	1.419	4.800	1.419	1.600	0.473
Joisararahallahalli	SRI AKKAMAHADEVI SHG	No.	15	4.43567			4.500	1.331	4.500	1.331	4.500	1.331	1.500	0.444
	SRI LAXMI SHG	No.	16	4.73138			4.800	1.419	4.800	1.419	4.800	1.419	1.600	0.473
	SRI RENUKA SHG	No.	14	4.13995			4.200	1.242	4.200	1.242	4.200	1.242	1.400	0.414
Ukkundha	SRI VIDYA SHG	No.	20	5.91422			6.000	1.774	6.000	1.774	6.000	1.774	2.000	0.591
	SRI KARIYAMMADEVI SHG	No.	20	5.91422			6.000	1.774	6.000	1.774	6.000	1.774	2.000	0.591
	SRI MATANGESHWARI SHG	No.	12	3.54853			3.600	1.065	3.600	1.065	3.600	1.065	1.200	0.355
Yerekuppi	SRI SPRUTHI SHG	No.	10	2.95711			3.000	0.887	3.000	0.887	3.000	0.887	1.000	0.296
	SRI YASHWENE SHG	No.	20	5.91422			6.000	1.774	6.000	1.774	6.000	1.774	2.000	0.591
	SRI VAISHNAVI SHG	No.	15	4.43567			4.500	1.331	4.500	1.331	4.500	1.331	1.500	0.444
Saravandha	SRI KADAKERAMMA SHG	No.	16	4.73138			4.800	1.419	4.800	1.419	4.800	1.419	1.600	0.473
	SRI YALLAMMADEVI SHG	No.	20	5.91422			6.000	1.774	6.000	1.774	6.000	1.774	2.000	0.591
	SRI HEMAREDDI MALLAMMA SHG	No.	20	5.91422			6.000	1.774	6.000	1.774	6.000	1.774	2.000	0.591
Benakanakonda	SRI LAXMI SHG	No.	15	4.43567			4.500	1.331	4.500	1.331	4.500	1.331	1.500	0.444
	SRI STRISHAKTI SHG	No.	15	4.43567			4.500	1.331	4.500	1.331	4.500	1.331	1.500	0.444
	SRI KARIYAMMADEVI SHG	No.	20	5.91422			6.000	1.774	6.000	1.774	6.000	1.774	2.000	0.591
Lakshmapur	SRI KALIKADEVI SHG	No.	20	5.91422			6.000	1.774	6.000	1.774	6.000	1.774	2.000	0.591
	SRI PURNIMADEVI SHG	No.	20	5.91422			6.000	1.774	6.000	1.774	6.000	1.774	2.000	0.591
		No.		0.00000			0.000	0.000	0.000	0.000	0.000	0.000	0.000	0.000
Tirumaladeevarakopp	SRI BELAWADI MALLAMMA SHG	No.	14	4.13995			4.200	1.242	4.200	1.242	4.200	1.242	1.400	0.414
	SRI KITTUR CHANNAMMA SHG	No.	12	3.54853			3.600	1.065	3.600	1.065	3.600	1.065	1.200	0.355
	SRI BANASHANKARI SHG	No.	15	4.43567			4.500	1.331	4.500	1.331	4.500	1.331	1.500	0.444
Halageri	SRI JANSIRANI SHG	No.	15	4.43567			4.500	1.331	4.500	1.331	4.500	1.331	1.500	0.444
	SRI DHANALAXMIDEVI SHG	No.	20	5.91422			6.000	1.774	6.000	1.774	6.000	1.774	2.000	0.591
	SRI KITTUR CHANNAMMA SHG	No.	20	5.91422			6.000	1.774	6.000	1.774	6.000	1.774	2.000	0.591
Ranebennur	SRI CHOWDESHWARI SHG	No.	17	5.02709			5.100	1.508	5.100	1.508	5.100	1.508	1.700	0.503
	SRI RENUKA DEVI SHG	No.	20	5.91422			6.000	1.774	6.000	1.774	6.000	1.774	2.000	0.591
	SRI DURGA DEVI SHG	No.	15	4.43567			4.500	1.331	4.500	1.331	4.500	1.331	1.500	0.444
Ranebennur	SRI BIBI FATIMA SHG	No.	20	5.91422			6.000	1.774	6.000	1.774	6.000	1.774	2.000	0.591
	SRI BANNIMAHAKALI SHG	No.	19	5.61851			5.700	1.686	5.700	1.686	5.700	1.686	1.900	0.562
	SHRI TULASI SHG	No.	18	5.32280			5.400	1.597	5.400	1.597	5.400	1.597	1.800	0.532
Ranebennur	SRI SRUSTI SHG (KURUBAGERI-7)	No.	16	4.73138			4.800	1.419	4.800	1.419	4.800	1.419	1.600	0.473
	SRI SRUSTI SHG (KUNABEVU PLOT)	No.	14	4.13995			4.200	1.242	4.200	1.242	4.200	1.242	1.400	0.414
	SRI CHOWDESHWARI SHG (KUNABEVU PLOT)	No.	15	4.43567			4.500	1.331	4.500	1.331	4.500	1.331	1.500	0.444
Ranebennur	SRI CHOWDESHWARI SHG (MEDAR ONI)	No.	12	3.54853			3.600	1.065	3.600	1.065	3.600	1.065	1.200	0.355
	SRI BHAGYALAXMI (GANDHI GALLI)	No.	15	4.43567			4.500	1.331	4.500	1.331	4.500	1.331	1.500	0.444
	SRI SARASWATHI SHG (PUTTAYYANA MATHA)	No.	20	5.91422			6.000	1.774	6.000	1.774	6.000	1.774	2.000	0.591
	SRI BIBI FATIMA SHG (Ranebennur)	No.	20	5.91422			6.000	1.774	6.000	1.774	6.000	1.774	2.000	0.591

[ Chapter - VII ] 7.6 Year and Treatment wise Phasing Production Activities

Village Name	Activity Name	Unit	Total		2021-22		2022-23		2023-24		2024-25		2025-26	
			Quantity	Cost (in Lacs)	Quantity	Cost (in Lacs)	Quantity	Cost (in Lacs)	Quantity	Cost (in Lacs)	Quantity	Cost (in Lacs)	Quantity	Cost (in Lacs)
Asundi	1 Animal Health Camp	No	9	4.500	2	1.000	2	1.000	2	1.000	2	1.000	1	0.500
	2 Traves	No	1	0.13	0	0.000	1	0.130	0	0.000	0	0.000	0	0.000
	3 Demonstration	No												
	4 Scientific Compost Making	No												
	5 Green House/shade houses Installation	No												
	6 Forest / Horticulture Nursery Establishment	No		3.273				0.981753		0.981753		0.981753		0.327251
	7 Intensive Horticulture (Ha)	Ha												

Village Name	Activity Name	Unit	Total		2021-22		2022-23		2023-24		2024-25		2025-26	
			Quantity	Cost (in Lacs)	Quantity	Cost (in Lacs)	Quantity	Cost (in Lacs)	Quantity	Cost (in Lacs)	Quantity	Cost (in Lacs)	Quantity	Cost (in Lacs)
Hulihalli	1 Animal Health Camp	No	9	4.500	2	1.000	2	1.000	2	1.000	2	1.000	1	0.500
	2 Traves	No	1	0.13	0	0.000	1	0.130	0	0.000	0	0.000	0	0.000
	3 Demonstration	No												
	4 Scientific Compost Making	No												
	5 Green House/shade houses Installation	No												
	6 Forest / Horticulture Nursery Establishment	No		26.987				8.095992		8.095992		8.095992		2.698664
	7 Intensive Horticulture (Ha)	Ha												

Village Name	Activity Name	Unit	Total		2021-22		2022-23		2023-24		2024-25		2025-26	
			Quantity	Cost (in Lacs)	Quantity	Cost (in Lacs)	Quantity	Cost (in Lacs)	Quantity	Cost (in Lacs)	Quantity	Cost (in Lacs)	Quantity	Cost (in Lacs)
Joisararahallahalli	1 Animal Health Camp	No	10	5.000	3	1.000	3	1.000	3	1.000	2	1.000	1	0.500
	2 Traves	No	1	0.13	0	0.000	1	0.130	0	0.000	0	0.000	0	0.000
	3 Demonstration	No												
	4 Scientific Compost Making	No												
	5 Green House/shade houses Installation	No												
	6 Forest / Horticulture Nursery Establishment	No		26.864				8.059149		8.059149		8.059149		2.686383
	7 Intensive Horticulture (Ha)	Ha												

Village Name	Activity Name	Unit	Total		2021-22		2022-23		2023-24		2024-25		2025-26	
			Quantity	Cost (in Lacs)	Quantity	Cost (in Lacs)	Quantity	Cost (in Lacs)	Quantity	Cost (in Lacs)	Quantity	Cost (in Lacs)	Quantity	Cost (in Lacs)
Ukkundha	1 Animal Health Camp	No	9	4.500	2	1.000	2	1.000	2	1.000	2	1.000	1	0.500
	2 Traves	No	1	0.13	0	0.000	1	0.130	0	0.000	0	0.000	0	0.000
	3 Demonstration	No												
	4 Scientific Compost Making	No												
	5 Green House/shade houses Installation	No		13.624				4.087086		4.087086		4.087086		1.362362

	6 Forest / Horticulture Nursery Establishment	No												
	7 Intensive Horticulture (Ha)	Ha												

Village Name	Activity Name	Unit	Total		2021-22		2022-23		2023-24		2024-25		2025-26	
			Quantity	Cost (in Lacs)	Quantity	Cost (in Lacs)	Quantity	Cost (in Lacs)	Quantity	Cost (in Lacs)	Quantity	Cost (in Lacs)	Quantity	Cost (in Lacs)
Yerekuppi	1 Animal Health Camp	No	9	4.500	2	1.000	2	1.000	2	1.000	2	1.000	1	0.500
	2 Traves	No	1	0.13	0	0.000	1	0.130	0	0.000	0	0.000	0	0.000
	3 Demonstration	No												
	4 Scientific Compost Making	No												
	5 Green House/shade houses Installation	No												
	6 Forest / Horticulture Nursery Establishment	No		16.483				4.944921		4.944921		4.944921		1.648307
	7 Intensive Horticulture (Ha)	Ha												

Village Name	Activity Name	Unit	Total		2021-22		2022-23		2023-24		2024-25		2025-26	
			Quantity	Cost (in Lacs)	Quantity	Cost (in Lacs)	Quantity	Cost (in Lacs)	Quantity	Cost (in Lacs)	Quantity	Cost (in Lacs)	Quantity	Cost (in Lacs)
Saravandha	1 Animal Health Camp	No	9	4.500	2	1.000	2	1.000	2	1.000	2	1.000	1	0.500
	2 Traves	No	1	0.13	0	0.000	1	0.130	0	0.000	0	0.000	0	0.000
	3 Demonstration	No												
	4 Scientific Compost Making	No												
	5 Green House/shade houses Installation	No												
	6 Forest / Horticulture Nursery Establishment	No		19.625				5.8875		5.8875		5.8875		1.9625
	7 Intensive Horticulture (Ha)	Ha												

Village Name	Activity Name	Unit	Total		2021-22		2022-23		2023-24		2024-25		2025-26	
			Quantity	Cost (in Lacs)	Quantity	Cost (in Lacs)	Quantity	Cost (in Lacs)	Quantity	Cost (in Lacs)	Quantity	Cost (in Lacs)	Quantity	Cost (in Lacs)
Benakanakondda	1 Animal Health Camp	No	9	4.500	2	1.000	2	1.000	2	1.000	2	1.000	1	0.500
	2 Traves	No	1	0.13	0	0.000	1	0.130	0	0.000	0	0.000	0	0.000
	3 Demonstration	No												
	4 Scientific Compost Making	No												
	5 Green House/shade houses Installation	No												
	6 Forest / Horticulture Nursery Establishment	No		15.329				4.598817		4.598817		4.598817		1.532939
	7 Intensive Horticulture (Ha)	Ha												

Village Name	Activity Name	Unit	Total		2021-22		2022-23		2023-24		2024-25		2025-26	
			Quantity	Cost (in Lacs)	Quantity	Cost (in Lacs)	Quantity	Cost (in Lacs)	Quantity	Cost (in Lacs)	Quantity	Cost (in Lacs)	Quantity	Cost (in Lacs)
Lakshmapur	1 Animal Health Camp	No	9	4.500	2	1.000	2	1.000	2	1.000	2	1.000	1	0.500
	2 Traves	No	0	0	0	0.000	0	0.000	0	0.000	0	0.000	0	0.000
	3 Demonstration	No												
	4 Scientific Compost Making	No												
	5 Green House/shade houses Installation	No												
	6 Forest / Horticulture Nursery Establishment	No		1.085				0.325476		0.325476		0.325476		0.108492
	7 Intensive Horticulture (Ha)	Ha												

Village Name	Activity Name	Unit	Total		2021-22		2022-23		2023-24		2024-25		2025-26	
			Quantity	Cost (in Lacs)	Quantity	Cost (in Lacs)	Quantity	Cost (in Lacs)	Quantity	Cost (in Lacs)	Quantity	Cost (in Lacs)	Quantity	Cost (in Lacs)
TDKoppa	1 Animal Health Camp	No	9	4.500	2	1.000	2	1.000	2	1.000	2	1.000	1	0.500
	2 Traves	No	1	0.13	0	0.000	1	0.130	0	0.000	0	0.000	0	0.000
	3 Demonstration	No												
	4 Scientific Compost Making	No												
	5 Green House/shade houses Installation	No												
	6 Forest / Horticulture Nursery Establishment	No		4.955				1.486554		1.486554		1.486554		0.495518
	7 Intensive Horticulture (Ha)	Ha												

Village Name	Activity Name	Unit	Total		2021-22		2022-23		2023-24		2024-25		2025-26	
			Quantity	Cost (in Lacs)	Quantity	Cost (in Lacs)	Quantity	Cost (in Lacs)	Quantity	Cost (in Lacs)	Quantity	Cost (in Lacs)	Quantity	Cost (in Lacs)
Halageri	1 Animal Health Camp	No	9	4.500	2	1.000	2	1.000	2	1.000	2	1.000	1	0.500
	2 Traves	No	0	0	0	0.000	0	0.000	0	0.000	0	0.000	0	0.000
	3 Demonstration	No		10.001				3.000357		3.000357		3.000357		1.000119
	4 Scientific Compost Making	No												
	5 Green House/shade houses Installation	No												
	6 Forest / Horticulture Nursery Establishment	No												
	7 Intensive Horticulture (Ha)	Ha												

Village Name	Activity Name	Unit	Total		2021-22		2022-23		2023-24		2024-25		2025-26	
			Quantity	Cost (in Lacs)	Quantity	Cost (in Lacs)	Quantity	Cost (in Lacs)	Quantity	Cost (in Lacs)	Quantity	Cost (in Lacs)	Quantity	Cost (in Lacs)
Ranebennur	1 Animal Health Camp	No	9	4.500	2	1.000	2	1.000	2	1.000	2	1.000	1	0.500
	2 Traves	No	0	0	0	0.000	0	0.000	0	0.000	0	0.000	0	0.000
	3 Demonstration	No		30.449				9.134595		9.134595		9.134595		3.044865
	4 Scientific Compost Making	No												
	5 Green House/shade houses Installation	No												
	6 Forest / Horticulture Nursery Establishment	No												
	7 Intensive Horticulture (Ha)	Ha												

[ Chapter - VII ] 7.7 Year and Program wise Training Fund Phasing

Village Name	Program Name	Unit	Total		2021-22		2022-23		2023-24		2024-25		2025-26	
			No. of Persons	Cost (in Lacs)	No. of Persons	Cost (in lacs)	No. of Persons	Cost (in Lacs)	No. of Persons	Cost (in Lacs)	No. of Persons	Cost (in Lacs)	No. of Persons	Cost (in Lacs)
Asundi	S1 Training	Man Days	70	0.14			28	0.056	21	0.042	21	0.042		
	S2 Training	Man Days	70	0.14			28	0.056	21	0.042	21	0.042		
	S3 Training	Man Days	70	0.14			28	0.056	21	0.042	21	0.042		
	U1 Training	Man Days	40	0.08			16	0.032	12	0.024	12	0.024		
	U2 Training	Man Days	40	0.08			16	0.032	12	0.024	12	0.024		
	U3 Training	Man Days	40	0.08			16	0.032	12	0.024	12	0.024		
	E1 Training	Man Days	15	0.03			6	0.012	4.5	0.009	4.5	0.009		
	E2 Training	Man Days	15	0.03			6	0.012	4.5	0.009	4.5	0.009		
	E3 Training	Man Days	15	0.03			6	0.012	4.5	0.009	4.5	0.009		
	Exposure	Man Days	70	0.21			28	0.084	21	0.063	21	0.063		
	Exposure	Man Days	40	0.12			16	0.048	12	0.036	12	0.036		
	Exposure	Man Days	15	0.045			6	0.018	4.5	0.0135	4.5	0.0135		
	EAP	Man Days	70	0.7			28	0.28	21	0.21	21	0.21		
	SEDP	Man Days	20	1.5			8	0.6	6	0.45	6	0.45		
				<b>3.325</b>										

Village Name	Program Name	Unit	Total		2021-22		2022-23		2023-24		2024-25		2025-26	
			No. of Persons	Cost (in Lacs)	No. of Persons	Cost (in lacs)	No. of Persons	Cost (in Lacs)	No. of Persons	Cost (in Lacs)	No. of Persons	Cost (in Lacs)	No. of Persons	Cost (in Lacs)
Hulihalli	S1 Training	Man Days	78	0.156			31.2	0.0624	23.4	0.0468	23.4	0.0468		
	S2 Training	Man Days	78	0.156			31.2	0.0624	23.4	0.0468	23.4	0.0468		
	S3 Training	Man Days	78	0.156			31.2	0.0624	23.4	0.0468	23.4	0.0468		
	U1 Training	Man Days	120	0.24			48	0.096	36	0.072	36	0.072		
	U2 Training	Man Days	120	0.24			48	0.096	36	0.072	36	0.072		
	U3 Training	Man Days	120	0.24			48	0.096	36	0.072	36	0.072		
	E1 Training	Man Days	0	0			0	0	0	0	0	0		
	E2 Training	Man Days	0	0			0	0	0	0	0	0		
	E3 Training	Man Days	0	0			0	0	0	0	0	0		
	Exposure	Man Days	78	0.234			31.2	0.0936	23.4	0.0702	23.4	0.0702		
	Exposure	Man Days	120	0.36			48	0.144	36	0.108	36	0.108		
	Exposure	Man Days	0	0			0	0	0	0	0	0		
	EAP	Man Days	78	0.78			31.2	0.312	23.4	0.234	23.4	0.234		
	SEDP	Man Days	23	1.725			9.2	0.69	6.9	0.5175	6.9	0.5175		
<b>Total</b>				<b>4.287</b>										



Village Name	Program Name	Unit	Total		2021-22		2022-23		2023-24		2024-25		2025-26	
			No. of Persons	Cost (in Lacs)	No. of Persons	Cost (in lacs)	No. of Persons	Cost (in Lacs)	No. of Persons	Cost (in Lacs)	No. of Persons	Cost (in Lacs)	No. of Persons	Cost (in Lacs)
Ukkunda	S1 Training	Man Days	62	0.124			24.8	0.0496	18.6	0.0372	18.6	0.0372		
	S2 Training	Man Days	62	0.124			24.8	0.0496	18.6	0.0372	18.6	0.0372		
	S3 Training	Man Days	62	0.124			24.8	0.0496	18.6	0.0372	18.6	0.0372		
	U1 Training	Man Days	75	0.15			30	0.06	22.5	0.045	22.5	0.045		
	U2 Training	Man Days	75	0.15			30	0.06	22.5	0.045	22.5	0.045		
	U3 Training	Man Days	75	0.15			30	0.06	22.5	0.045	22.5	0.045		
	E1 Training	Man Days	15	0.03			6	0.012	4.5	0.009	4.5	0.009		
	E2 Training	Man Days	15	0.03			6	0.012	4.5	0.009	4.5	0.009		
	E3 Training	Man Days	15	0.03			6	0.012	4.5	0.009	4.5	0.009		
	Exposure	Man Days	62	0.186			24.8	0.0744	18.6	0.0558	18.6	0.0558		
	Exposure	Man Days	75	0.225			30	0.09	22.5	0.0675	22.5	0.0675		
	Exposure	Man Days	15	0.045			6	0.018	4.5	0.0135	4.5	0.0135		
	EAP	Man Days	62	0.62			24.8	0.248	18.6	0.186	18.6	0.186		
	SEDP	Man Days	18	1.35			7.2	0.54	5.4	0.405	5.4	0.405		
<b>Total</b>				<b>3.338</b>										

Village Name	Program Name	Unit	Total		2021-22		2022-23		2023-24		2024-25		2025-26	
			No. of Persons	Cost (in Lacs)	No. of Persons	Cost (in lacs)	No. of Persons	Cost (in Lacs)	No. of Persons	Cost (in Lacs)	No. of Persons	Cost (in Lacs)	No. of Persons	Cost (in Lacs)
Sarvanda	S1 Training	Man Days	77	0.154			30.8	0.0616	23.1	0.0462	23.1	0.0462		
	S2 Training	Man Days	77	0.154			30.8	0.0616	23.1	0.0462	23.1	0.0462		
	S3 Training	Man Days	77	0.154			30.8	0.0616	23.1	0.0462	23.1	0.0462		
	U1 Training	Man Days	125	0.25			50	0.1	37.5	0.075	37.5	0.075		
	U2 Training	Man Days	125	0.25			50	0.1	37.5	0.075	37.5	0.075		
	U3 Training	Man Days	125	0.25			50	0.1	37.5	0.075	37.5	0.075		
	E1 Training	Man Days	0	0			0	0	0	0	0	0		
	E2 Training	Man Days	0	0			0	0	0	0	0	0		
	E3 Training	Man Days	0	0			0	0	0	0	0	0		
	Exposure	Man Days	77	0.231			30.8	0.0924	23.1	0.0693	23.1	0.0693		
	Exposure	Man Days	125	0.375			50	0.15	37.5	0.1125	37.5	0.1125		
	Exposure	Man Days	0	0			0	0	0	0	0	0		
	EAP	Man Days	77	0.77			30.8	0.308	23.1	0.231	23.1	0.231		
	SEDP	Man Days	23	1.725			9.2	0.69	6.9	0.5175	6.9	0.5175		
<b>Total</b>				<b>4.313</b>										

Village Name	Program Name	Unit	Total		2021-22		2022-23		2023-24		2024-25		2025-26	
			No. of Persons	Cost (in Lacs)	No. of Persons	Cost (in lacs)	No. of Persons	Cost (in Lacs)	No. of Persons	Cost (in Lacs)	No. of Persons	Cost (in Lacs)	No. of Persons	Cost (in Lacs)
Yerekuppi	S1 Training	Man Days	101	0.202			40.4	0.0808	30.3	0.0606	30.3	0.0606		
	S2 Training	Man Days	101	0.202			40.4	0.0808	30.3	0.0606	30.3	0.0606		
	S3 Training	Man Days	101	0.202			40.4	0.0808	30.3	0.0606	30.3	0.0606		
	U1 Training	Man Days	125	0.25			50	0.1	37.5	0.075	37.5	0.075		
	U2 Training	Man Days	125	0.25			50	0.1	37.5	0.075	37.5	0.075		
	U3 Training	Man Days	125	0.25			50	0.1	37.5	0.075	37.5	0.075		
	E1 Training	Man Days	0	0			0	0	0	0	0	0		
	E2 Training	Man Days	0	0			0	0	0	0	0	0		
	E3 Training	Man Days	0	0			0	0	0	0	0	0		
	Exposure	Man Days	101	0.303			40.4	0.1212	30.3	0.0909	30.3	0.0909		
	Exposure	Man Days	125	0.375			50	0.15	37.5	0.1125	37.5	0.1125		
	Exposure	Man Days	0	0			0	0	0	0	0	0		
	EAP	Man Days	101	1.01			40.4	0.404	30.3	0.303	30.3	0.303		
	SEDP	Man Days	30	2.25			12	0.9	9	0.675	9	0.675		
<b>Total</b>				<b>5.294</b>										

Village Name	Program Name	Unit	Total		2021-22		2022-23		2023-24		2024-25		2025-26	
			No. of Persons	Cost (in Lacs)	No. of Persons	Cost (in lacs)	No. of Persons	Cost (in Lacs)	No. of Persons	Cost (in Lacs)	No. of Persons	Cost (in Lacs)	No. of Persons	Cost (in Lacs)
Joisarahalli	S1 Training	Man Days	70	0.14			28	0.056	21	0.042	21	0.042		
	S2 Training	Man Days	70	0.14			28	0.056	21	0.042	21	0.042		
	S3 Training	Man Days	70	0.14			28	0.056	21	0.042	21	0.042		
	U1 Training	Man Days	175	0.35			70	0.14	52.5	0.105	52.5	0.105		
	U2 Training	Man Days	175	0.35			70	0.14	52.5	0.105	52.5	0.105		
	U3 Training	Man Days	175	0.35			70	0.14	52.5	0.105	52.5	0.105		
	E1 Training	Man Days	15	0.03			6	0.012	4.5	0.009	4.5	0.009		
	E2 Training	Man Days	15	0.03			6	0.012	4.5	0.009	4.5	0.009		
	E3 Training	Man Days	15	0.03			6	0.012	4.5	0.009	4.5	0.009		
	Exposure	Man Days	70	0.21			28	0.084	21	0.063	21	0.063		
	Exposure	Man Days	175	0.525			70	0.21	52.5	0.1575	52.5	0.1575		
	Exposure	Man Days	15	0.045			6	0.018	4.5	0.0135	4.5	0.0135		
	EAP	Man Days	70	0.7			28	0.28	21	0.21	21	0.21		
	SEDP	Man Days	21	1.575			8.4	0.63	6.3	0.4725	6.3	0.4725		
<b>Total</b>				<b>4.615</b>										

Village Name	Program Name	Unit	Total		2021-22		2022-23		2023-24		2024-25		2025-26	
			No. of Persons	Cost (in Lacs)	No. of Persons	Cost (in lacs)	No. of Persons	Cost (in Lacs)	No. of Persons	Cost (in Lacs)	No. of Persons	Cost (in Lacs)	No. of Persons	Cost (in Lacs)
Benakankonda	S1 Training	Man Days	75	0.15			30	0.06	22.5	0.045	22.5	0.045		
	S2 Training	Man Days	75	0.15			30	0.06	22.5	0.045	22.5	0.045		
	S3 Training	Man Days	75	0.15			30	0.06	22.5	0.045	22.5	0.045		
	U1 Training	Man Days	100	0.2			40	0.08	30	0.06	30	0.06		
	U2 Training	Man Days	100	0.2			40	0.08	30	0.06	30	0.06		
	U3 Training	Man Days	100	0.2			40	0.08	30	0.06	30	0.06		
	E1 Training	Man Days	15	0.03			6	0.012	4.5	0.009	4.5	0.009		
	E2 Training	Man Days	15	0.03			6	0.012	4.5	0.009	4.5	0.009		
	E3 Training	Man Days	15	0.03			6	0.012	4.5	0.009	4.5	0.009		
	Exposure	Man Days	75	0.225			30	0.09	22.5	0.0675	22.5	0.0675		
	Exposure	Man Days	100	0.3			40	0.12	30	0.09	30	0.09		
	Exposure	Man Days	15	0.045			6	0.018	4.5	0.0135	4.5	0.0135		
	EAP	Man Days	75	0.75			30	0.3	22.5	0.225	22.5	0.225		
	SEDP	Man Days	23	1.725			9.2	0.69	6.9	0.5175	6.9	0.5175		
<b>Total</b>				<b>4.185</b>										

Village Name	Program Name	Unit	Total		2021-22		2022-23		2023-24		2024-25		2025-26	
			No. of Persons	Cost (in Lacs)	No. of Persons	Cost (in lacs)	No. of Persons	Cost (in Lacs)	No. of Persons	Cost (in Lacs)	No. of Persons	Cost (in Lacs)	No. of Persons	Cost (in Lacs)
Laxmapura	S1 Training	Man Days	15	0.03			6	0.012	4.5	0.009	4.5	0.009		
	S2 Training	Man Days	15	0.03			6	0.012	4.5	0.009	4.5	0.009		
	S3 Training	Man Days	15	0.03			6	0.012	4.5	0.009	4.5	0.009		
	U1 Training	Man Days	25	0.05			10	0.02	7.5	0.015	7.5	0.015		
	U2 Training	Man Days	25	0.05			10	0.02	7.5	0.015	7.5	0.015		
	U3 Training	Man Days	25	0.05			10	0.02	7.5	0.015	7.5	0.015		
	E1 Training	Man Days	0	0			0	0	0	0	0	0		
	E2 Training	Man Days	0	0			0	0	0	0	0	0		
	E3 Training	Man Days	0	0			0	0	0	0	0	0		
	Exposure	Man Days	15	0.045			6	0.018	4.5	0.0135	4.5	0.0135		
	Exposure	Man Days	25	0.075			10	0.03	7.5	0.0225	7.5	0.0225		
	Exposure	Man Days	0	0			0	0	0	0	0	0		
	EAP	Man Days	15	0.15			6	0.06	4.5	0.045	4.5	0.045		
	SEDP	Man Days	5	0.375			2	0.15	1.5	0.1125	1.5	0.1125		
<b>Total</b>				<b>0.885</b>										

Village Name	Program Name	Unit	Total		2021-22		2022-23		2023-24		2024-25		2025-26	
			No. of Persons	Cost (in Lacs)	No. of Persons	Cost (in lacs)	No. of Persons	Cost (in Lacs)	No. of Persons	Cost (in Lacs)	No. of Persons	Cost (in Lacs)	No. of Persons	Cost (in Lacs)
TDKoppa	S1 Training	Man Days	26	0.052			10.4	0.0208	7.8	0.0156	7.8	0.0156		
	S2 Training	Man Days	26	0.052			10.4	0.0208	7.8	0.0156	7.8	0.0156		
	S3 Training	Man Days	26	0.052			10.4	0.0208	7.8	0.0156	7.8	0.0156		
	U1 Training	Man Days	50	0.1			20	0.04	15	0.03	15	0.03		
	U2 Training	Man Days	50	0.1			20	0.04	15	0.03	15	0.03		
	U3 Training	Man Days	50	0.1			20	0.04	15	0.03	15	0.03		
	E1 Training	Man Days	0	0			0	0	0	0	0	0		
	E2 Training	Man Days	0	0			0	0	0	0	0	0		
	E3 Training	Man Days	0	0			0	0	0	0	0	0		
	Exposure	Man Days	26	0.078			10.4	0.0312	7.8	0.0234	7.8	0.0234		
	Exposure	Man Days	50	0.15			20	0.06	15	0.045	15	0.045		
	Exposure	Man Days	0	0			0	0	0	0	0	0		
	EAP	Man Days	26	0.26			10.4	0.104	7.8	0.078	7.8	0.078		
	SEDP	Man Days	8	0.6			3.2	0.24	2.4	0.18	2.4	0.18		
<b>Total</b>				<b>1.544</b>										

Village Name	Program Name	Unit	Total		2021-22		2022-23		2023-24		2024-25		2025-26	
			No. of Persons	Cost (in Lacs)	No. of Persons	Cost (in lacs)	No. of Persons	Cost (in Lacs)	No. of Persons	Cost (in Lacs)	No. of Persons	Cost (in Lacs)	No. of Persons	Cost (in Lacs)
Halageri	S1 Training	Man Days	179	0.358			71.6	0.1432	53.7	0.1074	53.7	0.1074		
	S2 Training	Man Days	179	0.358			71.6	0.1432	53.7	0.1074	53.7	0.1074		
	S3 Training	Man Days	179	0.358			71.6	0.1432	53.7	0.1074	53.7	0.1074		
	U1 Training	Man Days	75	0.15			30	0.06	22.5	0.045	22.5	0.045		
	U2 Training	Man Days	75	0.15			30	0.06	22.5	0.045	22.5	0.045		
	U3 Training	Man Days	75	0.15			30	0.06	22.5	0.045	22.5	0.045		
	E1 Training	Man Days	15	0.03			6	0.012	4.5	0.009	4.5	0.009		
	E2 Training	Man Days	15	0.03			6	0.012	4.5	0.009	4.5	0.009		
	E3 Training	Man Days	15	0.03			6	0.012	4.5	0.009	4.5	0.009		
	Exposure	Man Days	179	0.537			71.6	0.2148	53.7	0.1611	53.7	0.1611		
	Exposure	Man Days	75	0.225			30	0.09	22.5	0.0675	22.5	0.0675		
	Exposure	Man Days	15	0.045			6	0.018	4.5	0.0135	4.5	0.0135		
	EAP	Man Days	179	1.79			71.6	0.716	53.7	0.537	53.7	0.537		
	SEDP	Man Days	54	4.59			21.6	1.836	16.2	1.377	16.2	1.377		
<b>Total</b>				<b>8.801</b>										



Village Name	Program Name	Unit	Total		2021-22		2022-23		2023-24		2024-25		2025-26	
			No. of Persons	Cost (in Lacs)	No. of Persons	Cost (in lacs)	No. of Persons	Cost (in Lacs)	No. of Persons	Cost (in Lacs)	No. of Persons	Cost (in Lacs)	No. of Persons	Cost (in Lacs)
Ranebennur	S1 Training	Man Days	70	0.14			28	0.056	21	0.042	21	0.042		
	S2 Training	Man Days	70	0.14			28	0.056	21	0.042	21	0.042		
	S3 Training	Man Days	70	0.14			28	0.056	21	0.042	21	0.042		
	U1 Training	Man Days	40	0.08			16	0.032	12	0.024	12	0.024		
	U2 Training	Man Days	40	0.08			16	0.032	12	0.024	12	0.024		
	U3 Training	Man Days	40	0.08			16	0.032	12	0.024	12	0.024		
	E1 Training	Man Days	15	0.03			6	0.012	4.5	0.009	4.5	0.009		
	E2 Training	Man Days	15	0.03			6	0.012	4.5	0.009	4.5	0.009		
	E3 Training	Man Days	15	0.03			6	0.012	4.5	0.009	4.5	0.009		
	Exposure	Man Days	70	0.21			28	0.084	21	0.063	21	0.063		
	Exposure	Man Days	40	0.12			16	0.048	12	0.036	12	0.036		
	Exposure	Man Days	15	0.045			6	0.018	4.5	0.0135	4.5	0.0135		
	EAP	Man Days	70	0.7			28	0.28	21	0.21	21	0.21		
	SEDP	Man Days	20	1.5			8	0.6	6	0.45	6	0.45		
<b>Total</b>				<b>3.325</b>										

[ Chapter - VII ] 7.7 Year wise Phasing of Administrative costs

Village Name	Activity Name	Unit	Total		2021-22		2022-23		2023-24		2024-25		2025-26	
			Quantity	Cost (in Lacs)	Quantity	Cost (in Lacs)	Quantity	Cost (in Lacs)	Quantity	Cost (in Lacs)	Quantity	Cost (in Lacs)	Quantity	Cost (in Lacs)
Asundi	SALARY & STATIONARY			5.268		1.317		1.317		1.317		0.790		0.527
Hulihalli				21.078		5.269		5.269		5.269		3.162		2.108
Ukkunda				12.169		3.042		3.042		3.042		1.825		1.217
Sarvanda				16.170		4.043		4.043		4.043		2.426		1.617
Yerekuppi				14.075		3.519		3.519		3.519		2.111		1.408
Joisarahalli				21.329		5.332		5.332		5.332		3.199		2.133
Benakankonda				13.306		3.327		3.327		3.327		1.996		1.331
Laxmapura				3.723		0.931		0.931		0.931		0.558		0.372
TDKoppa				6.390		1.598		1.598		1.598		0.959		0.639
Halageri				9.667		2.417		2.417		2.417		1.450		0.967
Ranebennur				23.299		5.825		5.825		5.825		3.495		2.330

[ Chapter - VII ] 7.7 Year wise Phasing of M& E

Village Name	Activity Name	Unit	Total		2021-22		2022-23		2023-24		2024-25		2025-26	
			Quantity	Cost (in Lacs)	Quantity	Cost (in Lacs)	Quantity	Cost (in Lacs)	Quantity	Cost (in Lacs)	Quantity	Cost (in Lacs)	Quantity	Cost (in Lacs)
Asundi	SALARY & STATIONARY			1.054		0.263		0.263		0.263		0.158		0.105
Hulihalli				4.216		1.054		1.054		1.054		0.632		0.422
Ukkunda				2.434		0.608		0.608		0.608		0.365		0.243
Sarvanda				3.234		0.809		0.809		0.809		0.485		0.323
Yerekuppi				2.815		0.704		0.704		0.704		0.422		0.282
Joisarahalli				4.266		1.066		1.066		1.066		0.640		0.427
Benakankonda				2.661		0.665		0.665		0.665		0.399		0.266
Laxmapura				0.745		0.186		0.186		0.186		0.112		0.074
TDKoppa				1.278		0.320		0.320		0.320		0.192		0.128
Halageri				1.933		0.483		0.483		0.483		0.290		0.193
Ranebennur				4.660		1.165		1.165		1.165		0.699		0.466

[ Chapter - VII ] 7.8 Year wise Phasing of EPA

Village Name	Activity Name	Unit	Total		2021-22		2022-23		2023-24		2024-25		2025-26	
			Quantity (Nos)	Cost (in Lacs)	Quantity	Cost (in Lacs)	Quantity	Cost (in Lacs)	Quantity	Cost (in Lacs)	Quantity	Cost (in Lacs)	Quantity	Cost (in Lacs)
Asundi	FARM MICHENARY	No	1	7.323		0.000	1	7.323		0.000		0.000		0.000
Joisarahalli	FARM MICHENARY	No	1	7.323		0.000	1	7.323		0.000		0.000		0.000
Halageri	FARM MICHENARY	No	1	7.323		0.000	1	7.323		0.000		0.000		0.000
Ranebennur	FARM MICHENARY	No	1	7.323		0.000	1	7.323		0.000		0.000		0.000

[ Chapter - VII ] 7.9 Year wise Phasing of DPR

Village Name	Activity Name	Unit	Total		2021-22		2022-23		2023-24		2024-25		2025-26	
			Quantity	Cost (in Lacs)	Quantity	Cost (in Lacs)	Quantity	Cost (in Lacs)	Quantity	Cost (in Lacs)	Quantity	Cost (in Lacs)	Quantity	Cost (in Lacs)
Asundi	DPR PREPARATION	NO	1	14.6476	1	14.6476	0	0	0	0	0	0	0	0
Hulihalli														
Ukkunda														
Sarvanda														
Yerekuppi														
Joisarahalli														
Benakankonda														
Laxmapura														
TDKoppa														
Halageri														
Ranebennur														

[ Chapter - VII ] 7.10 Year wise Phasing of Natural Resource Management and Governen

Village Name	Activity Name	Unit	Total		2021-22		2022-23		2023-24		2024-25		2025-26	
			Quantity	Cost (in Lacs)	Quantity	Cost (in Lacs)	Quantity	Cost (in Lacs)	Quantity	Cost (in Lacs)	Quantity	Cost (in Lacs)	Quantity	Cost (in Lacs)
Asundi	1. Integrated crop management 2. Integrated Nutrient Management 3. Gokatte 4. Check Dam 5. RRS	No		1.054		0.263		0.263		0.263		0.158		0.105
Hulihalli				4.216		1.054		1.054		1.054		0.632		0.422
Ukkunda				2.434		0.608		0.608		0.608		0.365		0.243
Sarvanda				3.234		0.809		0.809		0.809		0.485		0.323
Yerekuppi				2.815		0.704		0.704		0.704		0.422		0.282
Joisarahalli				4.266		1.066		1.066		1.066		0.640		0.427
Benakankonda				2.661		0.665		0.665		0.665		0.399		0.266
Laxmapura				0.745		0.186		0.186		0.186		0.112		0.074
TDKoppa				1.278		0.320		0.320		0.320		0.192		0.128
Halageri				1.933		0.483		0.483		0.483		0.290		0.193
Ranebennur				4.660		1.165		1.165		1.165		0.699		0.466

Village Name	Activity Name	Unit	Total		2021-22		2022-23		2023-24		2024-25		2025-26	
			Quantity	Cost (in Lacs)	Quantity	Cost (in Lacs)	Quantity	Cost (in Lacs)	Quantity	Cost (in Lacs)	Quantity	Cost (in Lacs)	Quantity	Cost (in Lacs)
Asundi	1 Asset Maintainance 2 FPO Training Cum Exposer	No		1.581		0.000		0.000		0.000		0.632		0.790
Hulihalli				6.323		0.000		0.000		0.000		2.529		3.162
Ukkunda				3.651		0.000		0.000		0.000		1.460		1.825
Sarvanda				4.851		0.000		0.000		0.000		1.940		2.426
Yerekuppi				4.223		0.000		0.000		0.000		1.689		2.111
Joisarahalli				6.399		0.000		0.000		0.000		2.560		3.199
Benakankonda				3.992		0.000		0.000		0.000		1.597		1.996
Laxmapura				1.117		0.000		0.000		0.000		0.447		0.558
TDKoppa				1.917		0.000		0.000		0.000		0.767		0.959
Halageri				2.900		0.000		0.000		0.000		1.160		1.450
Ranebennur				6.990		0.000		0.000		0.000		2.796		3.495

# CHAPTER-8

Block : RANEBENNUR

SI.No	Name of Village	Activities Under CPR	If Agreement Signed		Expected No. of Beneficiary			
			Date of Signing Agreement	Nature of Right	Families	ST	Others	Total
1	Asundi	Check Dam-33Gokatte-16	-	WI WD	40	3	37	40
2	Hulihalli		-		50	4	46	50
3	Ukkunda		-		70	6	64	70
4	Sarvanda		-		60	5	55	60
5	Yerekuppi		-		50	4	46	50
6	Joisarahalli		-		45	4	41	45
7	Benakankonda		-		60	5	55	60
8	Laxmapura		-		10	1	9	10
9	TDKoppa		-		20	2	18	20
10	Halageri		-		30	2	28	30
11	Ranebennur		-		50	4	46	50
<b>Project Grand Total</b>					<b>485</b>	<b>39</b>	<b>446</b>	<b>485</b>

**Nature of Right :**

**F** --->for right to fishing [culture,harvest and sale]

**Fw** -->for right to collect firewood for domestic purposes

**G** --->for right to grazing for cattle

**MFP** -->for right to collect and sell minor forest produces

**P** --->for right to passage across the CPR

**Rd** -->for right to construct a road for access to individual property

**S/M** -->for right to collect and sell Sand and Minerals

**So** -->for right to collect soil for nursery and plantation activities and construction



T--->for right to collect timber for construction of house

Wd -->for right to collect/use water for drinking

Wi -->for right to use water for irrigation

[ Chapter - VII ] 7.10 Year wise Phasing of Natural Resource Management and Governen

## 8.Consolidation and withdrawal Strategy

Rs in lakhs

[ Chapter - VIII ] 8.2 Details of Activities in the CPRs of the Project Area

**Block : RANEBENNUR**

Sr.No.	Name of Village	Activities Under CPR	Target			
			Activity Proposed	Target Area Under the Activity (Ha.)	Estimated Expenditure (Lacs)	Expected No. of Months
1	Asundi	Water Harvesting Activities	Check Dam-33Gokatte-16	660 150	35.802 8.137	36 MONTHS 36 MONTHS
2	Hulihalli					
3	Ukkunda					
4	Sarvanda					
5	Yerekuppi					
6	Joisarahalli					
7	Benakankonda					
8	Laxmapura					
9	TDKoppa					
10	Halageri					
11	Ranebennur					
<b>Project Grand Total</b>				<b>810</b>	<b>43.94</b>	

Project Planned Amount for Consolidation Phase Activities	
---	--

Total Project Earnmarked Amount for Consolidation Phase	
Total Balance Amount	

# CHAPTER-9

8.Expected Project Outcomes

Rs in lakhs

[ Chapter - IX ] 9.1 Employment Generation

Sl.No.	Name of Village	Wage Employment										Self Employment
		No. of Man Days					No. of Beneficiaries					No. of Beneficiaries
		SC	ST	Others	Womens	Total (3+4+5)	SC	ST	Others	Womens	Total (8+9+10)	
1	2	3	4	5	6	7	8	9	10	11	12	
1	Asundi	26656	53312	186592	79968	266560	267	533	1866	800	2666	75
2	Hulihalli	17829	35658	124803	53487	178290	178	357	1248	535	1783	78
3	Ukkunda	25725	51450	180075	77175	257250	257	515	1801	772	2573	62
4	Sarvanda	16527	33054	115689	49581	165270	165	331	1157	496	1653	65
5	Yerekuppi	11543	23086	80801	34629	115430	115	231	808	346	1154	101
6	Joisarahalli	8785	17570	61495	26355	87850	88	176	615	264	879	70
7	Benakankonda	24850	49700	173950	74550	248500	249	497	1740	746	2485	75
8	Laxmapura	1085	2170	7595	3255	10850	11	22	76	33	109	12
9	TDKoppa	6244	12488	43708	18732	62440	62	125	437	187	624	26
10	Halageri	50918	101836	356426	152754	509180	509	1018	3564	1528	5092	79
11	Ranebennur	744842	1489684	5213894	2234526	7448420	7448	14897	52139	22345	74484	0
<b>Project Grand Total</b>		<b>935004</b>	<b>1870008</b>	<b>6545028</b>	<b>2805012</b>	<b>9350040</b>	<b>9350</b>	<b>18700</b>	<b>65450</b>	<b>28050</b>	<b>93500</b>	<b>643</b>

[ Chapter - IX ] 9.2 Details of Seasonal Migration from Project Area : Expected Post-Project

Block :									
Sr. No	Village Name	No. of Persons Migrating	No. of days Migrated per year	Major reason(s) for migrating	Distance of destination of migration from village (Km)	Occupation During Migration	Income per month from such Occupation (Rs.)	Activities under WDC responsible for reduced migration	
								Micro-Enterprises	Livelihood
1	Asundi	381	228	1) Less employment opportunities 2) Less wages in agriculture works 3) Drought Period 4) Seasonal agriculture work	30	1) Building Constructions 2) Self Business 3) Others	15000	152	228
2	Hulihalli	255	153		30		15000	102	153
3	Joisaraharalahalli	368	221		30		15000	147	221
4	Ukkundha	236	142		30		15000	94	142
5	Yerekuppi	165	99		30		15000	66	99
6	Saravandha	126	75		30		15000	50	75
7	Benakanakondda	355	213		30		15000	142	213
8	Lakshampur	16	9		30		15000	6	9
9	Tirumaladeevarakopp	89	54		30		15000	36	54
10	Halageri	727	436		30		15000	291	436
11	Ranebennur	10641	6384		30		15000	4256	6384
<b>Project Grand Total</b>		<b>13357</b>	<b>8014</b>				<b>5343</b>	<b>8014</b>	

## 8.Expected Project Outcomes

Rs in lakhs

[ Chapter - IX ] 9.3 Details of Average Ground Water Status in the Project Area

Block :				
Sr. No.	Village Name	Pre-Project		Expected post-Project Stage of Ground Water in the Project area (Safe/semi critical/ Critical/ Over Exploited)
		Stage of Ground Water in the Project Area(Safe/semi critical/ Critical/ Over Exploited)	Reason for over exploitation	
1	Asundi	semi critical	-	Safe
2	Hulihalli	semi critical	-	Safe
3	Joisaraharahalli	semi critical	-	Safe
4	Ukkundha	semi critical	-	Safe
5	Yerekuppi	semi critical	-	Safe
6	Saravandha	semi critical	-	Safe
7	Benakanakondda	semi critical	-	Safe
8	Lakshampur	semi critical	-	Safe
9	Tirumaladeevarakopp	semi critical	-	Safe
10	Halageri	semi critical	-	Safe
11	Ranebennur	semi critical	-	Safe

### 8.Expected Project Outcomes

Rs in lakhs

[ Chapter - IX ] 9.4 Details of Average Ground Water table Depth in the Project Areas

Block :

Sl. No	Village Name	Sources						Remark
		Open Wells		Bore Wells		Others		
		Pre-Project Level(m)	Post-Project Level(m)	Pre-Project Level(m)	Post-Project Level(m)	Pre-Project Level(m)	Post-Project Level(m)	
1	Asundi	10	7	100	80	-	-	
2	Hulihalli	10	7	100	80	-	-	
3	Joisaraharahalli	10	7	100	80	-	-	
4	Ukkundha	10	7	100	80	-	-	
5	Yerekuppi	10	7	100	80	-	-	
6	Saravandha	10	7	100	80	-	-	
7	Benakanakonda	10	7	100	80	-	-	
8	Lakshampur	10	7	100	80	-	-	
9	Tirumaladeevarakopp	10	7	100	80	-	-	
10	Halageri	10	7	100	80	-	-	
11	Ranebennur	10	7	100	80	-	-	
<b>Project Average</b>								

**8.Expected Project Outcomes**

Rs in lakhs

[ Chapter - IX ] 9.5 Drinking Water Status

Block : RANEBENNUR						
Sr. No.	Village Name	Availability of Drinking Water (No. of months in a year)		Quality of Drinking Water		Comments
		Pre-Project	Expected Post-Project	Pre-Project	Expected Post-Project	
1	Asundi	9	12	CHLORINATED WATER	REDUSED CHLORINATED WATER	
2	Hulihalli	9	12	CHLORINATED WATER	REDUSED CHLORINATED WATER	
3	Joisaraharahalli	9	12	CHLORINATED WATER	REDUSED CHLORINATED WATER	
4	Ukkundha	9	12	CHLORINATED WATER	REDUSED CHLORINATED WATER	
5	Yerekuppi	9	12	CHLORINATED WATER	REDUSED CHLORINATED WATER	
6	Saravandha	9	12	CHLORINATED WATER	REDUSED CHLORINATED WATER	
7	Benakanakonda	9	12	CHLORINATED WATER	REDUSED CHLORINATED WATER	
8	Lakshampur	9	12	CHLORINATED WATER	REDUSED CHLORINATED WATER	
9	Tirumaladeevarakopp	9	12	CHLORINATED WATER	REDUSED CHLORINATED WATER	
10	Halageri	9	12	CHLORINATED WATER	REDUSED CHLORINATED WATER	
11	Ranebennur	9	12	CHLORINATED WATER	REDUSED CHLORINATED WATER	
<b>Project Average</b>						



8.Expected Project Outcomes

Rs in lakhs

[ Chapter - IX ] 9.6 Water Use Efficiency

**Block : RANEBENNUR**

Sl. No.	Village Name	Name of Project	Name of Major Crop	Details of Water Savings in (cum)					Total
				Through Water Saving Devices		Through Water Conserving Agronomic Practices		Any other (cum)	
				Device Name	Water Saved (cum)	Practice Name	Water Saved (Cum)		
1	Asundi	NGWDP WDC 2.0	MAIZE	SPINKLER	120	COMPARTMENT BUNDING TRENCH CUM BUNDING NURSERY	40	-	160
			GROUND NUT	SPINKLER	140		45	-	185
			ONION	SPINKLER	100		30	-	130
			GARLIC	SPINKLER	80		30	-	110
			AREKANET	DRIP	120		3	-	123
2	Hulihalli	NGWDP WDC 2.0	MAIZE	SPINKLER	120	COMPARTMENT BUNDING TRENCH CUM BUNDING NURSERY	40	-	160
			GROUND NUT	SPINKLER	140		45	-	185
			ONION	SPINKLER	100		30	-	130
			GARLIC	SPINKLER	80		30	-	110
			AREKANET	DRIP	120		3	-	123
3	Joisararahalahalli	NGWDP WDC 2.0	MAIZE	SPINKLER	120	COMPARTMENT BUNDING TRENCH CUM BUNDING NURSERY	40	-	160
			GROUND NUT	SPINKLER	140		45	-	185
			ONION	SPINKLER	100		30	-	130
			GARLIC	SPINKLER	80		30	-	110
			AREKANET	DRIP	120		3	-	123
4	Ukkundha	NGWDP WDC 2.0	MAIZE	SPINKLER	120	COMPARTMENT BUNDING TRENCH CUM BUNDING NURSERY	40	-	160
			GROUND NUT	SPINKLER	140		45	-	185
			ONION	SPINKLER	100		30	-	130
			GARLIC	SPINKLER	80		30	-	110
			AREKANET	DRIP	120		3	-	123

5	Yerekuppi	NGWDP WDC 2.0	MAIZE	SPINKLER	120	COMPARTMENT BUNDING TRENCH CUM BUNDING NURSERY	40	-	160
			GROUND NUT	SPINKLER	140		45	-	185
			ONION	SPINKLER	100		30	-	130
			GARLIC	SPINKLER	80		30	-	110
			AREKANET	DRIP	120		3	-	123
6	Saravandha	NGWDP WDC 2.0	MAIZE	SPINKLER	120	COMPARTMENT BUNDING TRENCH CUM BUNDING NURSERY	40	-	160
			GROUND NUT	SPINKLER	140		45	-	185
			ONION	SPINKLER	100		30	-	130
			GARLIC	SPINKLER	80		30	-	110
			AREKANET	DRIP	120		3	-	123
7	Benakanakonda	NGWDP WDC 2.0	MAIZE	SPINKLER	120	COMPARTMENT BUNDING TRENCH CUM BUNDING NURSERY	40	-	160
			GROUND NUT	SPINKLER	140		45	-	185
			ONION	SPINKLER	100		30	-	130
			GARLIC	SPINKLER	80		30	-	110
			AREKANET	DRIP	120		3	-	123
8	Lakshmapur	NGWDP WDC 2.0	MAIZE	SPINKLER	120	COMPARTMENT BUNDING TRENCH CUM BUNDING NURSERY	40	-	160
			GROUND NUT	SPINKLER	140		45	-	185
			ONION	SPINKLER	100		30	-	130
			GARLIC	SPINKLER	80		30	-	110
			AREKANET	DRIP	120		3	-	123
9	Tirumaladeevarakopp	NGWDP WDC 2.0	MAIZE	SPINKLER	120	COMPARTMENT BUNDING TRENCH CUM BUNDING NURSERY	40	-	160
			GROUND NUT	SPINKLER	140		45	-	185
			ONION	SPINKLER	100		30	-	130
			GARLIC	SPINKLER	80		30	-	110
			AREKANET	DRIP	120		3	-	123
10	Halageri	NGWDP WDC 2.0	MAIZE	SPINKLER	120	COMPARTMENT BUNDING TRENCH CUM BUNDING NURSERY	40	-	160
			GROUND NUT	SPINKLER	140		45	-	185
			ONION	SPINKLER	100		30	-	130
			GARLIC	SPINKLER	80		30	-	110
			AREKANET	DRIP	120		3	-	123
11	Ranebennur	NGWDP WDC 2.0	MAIZE	SPINKLER	120	COMPARTMENT BUNDING TRENCH CUM BUNDING NURSERY	40	-	160
			GROUND NUT	SPINKLER	140		45	-	185
			ONION	SPINKLER	100		30	-	130
			GARLIC	SPINKLER	80		30	-	110
			AREKANET	DRIP	120		3	-	123
			<b>Project Grand Total</b>		<b>6160</b>		<b>1623</b>		<b>7783</b>

8.Expected Project Outcomes

Rs in lakhs

[ Chapter - IX ] 9.7 Kharip Crop-Area and Yield in the Project Areas

Village Name	Name of Crops	Pre-Project			Expected Post-Project								
		Area (Ha.)	Average (Yield Kg. per Ha.)	Total Production (M.T.)	Area (Ha.)			Average Yield (Kg./ Ha.)			Total Production (M.T.)		
					Irrigated	Rainfed	Total	Irrigated	Rainfed	Total	Irrigated	Rainfed	Total
<b>Asundi</b>	MAIZE	95.60	248560.00	24.86	14.34	86.04	100.38	40152.00	240912.00	281064.00	4.02	24.09	281164.38
239.00	GROUND NUT	59.75	47800.00	4.78	9.56	53.78	63.34	9560.00	53775.00	63335.00	0.96	5.38	63398.34
23.90	ONION	59.75	239000.00	23.90	0.00	53.78	53.78	0.00	241987.50	241987.50	0.00	24.20	242041.28
215.10	GARLIC	23.90	23900.00	2.39	0.00	21.51	21.51	0.00	25812.00	25812.00	0.00	2.58	25833.51
<b>Hulihalli</b>	MAIZE	383.20	996320.00	99.63	57.48	344.88	402.36	160944.00	965664.00	1126608.00	16.09	96.57	1127010.36
958	GROUND NUT	239.50	191600.00	19.16	38.32	215.55	253.87	38320.00	215550.00	253870.00	3.83	21.56	254123.87
95.80	ONION	239.50	958000.00	95.80	0.00	215.55	215.55	0.00	969975.00	969975.00	0.00	97.00	970190.55
862.20	GARLIC	95.80	95800.00	9.58	0.00	86.22	86.22	0.00	103464.00	103464.00	0.00	10.35	103550.22
<b>Joisaraharahalli</b>	MAIZE	221.20	575120.00	57.51	33.18	199.08	232.26	92904.00	557424.00	650328.00	9.29	55.74	650560.26
553	GROUND NUT	138.25	110600.00	11.06	22.12	124.43	146.55	22120.00	124425.00	146545.00	2.21	12.44	146691.55
55.30	ONION	138.25	553000.00	55.30	0.00	124.43	124.43	0.00	559912.50	559912.50	0.00	55.99	560036.93
497.70	GARLIC	55.30	55300.00	5.53	0.00	49.77	49.77	0.00	59724.00	59724.00	0.00	5.97	59773.77
<b>Ukkundha</b>	MAIZE	294.00	764400.00	76.44	44.10	264.60	308.70	123480.00	740880.00	864360.00	12.35	74.09	864668.70
735	GROUND NUT	183.75	147000.00	14.70	29.40	165.38	194.78	29400.00	165375.00	194775.00	2.94	16.54	194969.78
73.50	ONION	183.75	735000.00	73.50	0.00	165.38	165.38	0.00	744187.50	744187.50	0.00	74.42	744352.88
661.50	GARLIC	73.50	73500.00	7.35	0.00	66.15	66.15	0.00	79380.00	79380.00	0.00	7.94	79446.15
<b>Yerekuppi</b>	MAIZE	256.00	665600.00	66.56	38.40	230.40	268.80	107520.00	645120.00	752640.00	10.75	64.51	752908.80
640	GROUND NUT	160.00	128000.00	12.80	25.60	144.00	169.60	25600.00	144000.00	169600.00	2.56	14.40	169769.60
64.00	ONION	160.00	640000.00	64.00	0.00	144.00	144.00	0.00	648000.00	648000.00	0.00	64.80	648144.00

8.Expected Project Outcomes

Rs in lakhs

576.00	GARLIC	64.00	64000.00	6.40	0.00	57.60	57.60	0.00	69120.00	69120.00	0.00	6.91	69177.60
<b>Saravandha</b>	MAIZE	388.00	1008800.00	100.88	58.20	349.20	407.40	162960.00	977760.00	1140720.00	16.30	97.78	1141127.40
970	GROUND NUT	242.50	194000.00	19.40	38.80	218.25	257.05	38800.00	218250.00	257050.00	3.88	21.83	257307.05
97.00	ONION	242.50	970000.00	97.00	0.00	218.25	218.25	0.00	982125.00	982125.00	0.00	98.21	982343.25
873.00	GARLIC	97.00	97000.00	9.70	0.00	87.30	87.30	0.00	104760.00	104760.00	0.00	10.48	104847.30
<b>Benakanakondda</b>	MAIZE	242.00	629200.00	62.92	36.30	217.80	254.10	101640.00	609840.00	711480.00	10.16	60.98	711734.10
605	GROUND NUT	151.25	121000.00	12.10	24.20	136.13	160.33	24200.00	136125.00	160325.00	2.42	13.61	160485.33
60.50	ONION	151.25	605000.00	60.50	0.00	136.13	136.13	0.00	612562.50	612562.50	0.00	61.26	612698.63
544.50	GARLIC	60.50	60500.00	6.05	0.00	54.45	54.45	0.00	65340.00	65340.00	0.00	6.53	65394.45
<b>Lakshmapur</b>	MAIZE	67.60	175760.00	17.58	10.14	60.84	70.98	28392.00	170352.00	198744.00	2.84	17.04	198814.98
169	GROUND NUT	42.25	33800.00	3.38	6.76	38.03	44.79	6760.00	38025.00	44785.00	0.68	3.80	44829.79
16.90	ONION	42.25	169000.00	16.90	0.00	38.03	38.03	0.00	171112.50	171112.50	0.00	17.11	171150.53
152.10	GARLIC	16.90	16900.00	1.69	0.00	15.21	15.21	0.00	18252.00	18252.00	0.00	1.83	18267.21
<b>Tirumaladeevarakopp</b>	MAIZE	116.00	301600.00	30.16	17.40	104.40	121.80	48720.00	292320.00	341040.00	4.87	29.23	341161.80
290	GROUND NUT	72.50	58000.00	5.80	11.60	65.25	76.85	11600.00	65250.00	76850.00	1.16	6.53	76926.85
29.00	ONION	72.50	290000.00	29.00	0.00	65.25	65.25	0.00	293625.00	293625.00	0.00	29.36	293690.25
261.00	GARLIC	29.00	29000.00	2.90	0.00	26.10	26.10	0.00	31320.00	31320.00	0.00	3.13	31346.10
<b>Halageri</b>	MAIZE	175.60	456560.00	45.66	26.34	158.04	184.38	73752.00	442512.00	516264.00	7.38	44.25	516448.38
439	GROUND NUT	109.75	87800.00	8.78	17.56	98.78	116.34	17560.00	98775.00	116335.00	1.76	9.88	116451.34
43.90	ONION	109.75	439000.00	43.90	0.00	98.78	98.78	0.00	444487.50	444487.50	0.00	44.45	444586.28
395.10	GARLIC	43.90	43900.00	4.39	0.00	39.51	39.51	0.00	47412.00	47412.00	0.00	4.74	47451.51
<b>Ranebennur</b>	MAIZE	423.60	1101360.00	110.14	63.54	381.24	444.78	177912.00	1067472.00	1245384.00	17.79	106.75	1245828.78
1059	GROUND NUT	264.75	211800.00	21.18	42.36	238.28	280.64	42360.00	238275.00	280635.00	4.24	23.83	280915.64

**8.Expected Project Outcomes**

Rs in lakhs

105.90	ONION	264.75	1059000.00	105.90	0.00	238.28	238.28	0.00	1072237.50	1072237.50	0.00	107.22	1072475.78
953.10	GARLIC	105.90	105900.00	10.59	0.00	95.31	95.31	0.00	114372.00	114372.00	0.00	11.44	114467.31
<b>Project Grand Total</b>		<b>6657.00</b>	<b>15577380.00</b>	<b>1557.74</b>	<b>665.70</b>	<b>5991.30</b>	<b>6657.00</b>	<b>1384656.00</b>	<b>15667249.50</b>	<b>17051905.50</b>	<b>138.47</b>	<b>1566.72</b>	<b>17058562.50</b>

[ Chapter - IX ] 9.8 Rabi Crop-Area and Yield in the Project Areas

Village Name	Name of Crops	Pre-Project			Expected Post-Project								
		Area (Ha.)	Average (Yield Kg. per Ha.)	Total Production (M.T.)	Area (Ha.)			Average Yield (Kg./ Ha.)			Total Production (M.T.)		
					Irrigated	Rainfed	Total	Irrigated	Rainfed	Total	Irrigated	Rainfed	Total
<b>Asundi</b>	JOWAR	124.28	149136.00	14.91	0.00	125.48	125.48	0.00	175665.00	175665.00	0.00	17.57	175790.48
239.00	BENGAL GRAM	31.07	15535.00	1.55	0.00	17.93	17.93	0.00	11651.25	11651.25	0.00	1.17	11669.18
155.35	MAIZE	0.00	0.00	0.00	17.93	0.00	17.93	50190.00	0.00	50190.00	5.02	0.00	187459.65
179.25	GROUND NUT	0.00	0.00	0.00	17.93	0.00	17.93	26887.50	0.00	26887.50	2.69	0.00	2.69
<b>Hulihalli</b>	JOWAR	498.16	597792.00	59.78	0.00	502.95	502.95	0.00	704130.00	704130.00	0.00	70.41	704632.95
958	BENGAL GRAM	124.54	62270.00	6.23	0.00	71.85	71.85	0.00	46702.50	46702.50	0.00	4.67	46774.35
622.70	MAIZE	0.00	0.00	0.00	71.85	0.00	71.85	201180.00	0.00	201180.00	20.12	0.00	751407.30
718.50	GROUND NUT	0.00	0.00	0.00	71.85	0.00	71.85	107775.00	0.00	107775.00	10.78	0.00	10.78
<b>Joisaraharahalli</b>	JOWAR	287.56	345072.00	34.51	0.00	290.33	290.33	0.00	406455.00	406455.00	0.00	40.65	406745.33
553	BENGAL GRAM	71.89	35945.00	3.59	0.00	41.48	41.48	0.00	26958.75	26958.75	0.00	2.70	27000.23
359.45	MAIZE	0.00	0.00	0.00	41.48	0.00	41.48	116130.00	0.00	116130.00	11.61	0.00	433745.55
414.75	GROUND NUT	0.00	0.00	0.00	41.48	0.00	41.48	62212.50	0.00	62212.50	6.22	0.00	6.22
<b>Ukkundha</b>	JOWAR	382.20	458640.00	45.86	0.00	385.88	385.88	0.00	540225.00	540225.00	0.00	54.02	540610.88
735	BENGAL GRAM	95.55	47775.00	4.78	0.00	55.13	55.13	0.00	35831.25	35831.25	0.00	3.58	35886.38
477.75	MAIZE	0.00	0.00	0.00	55.13	0.00	55.13	154350.00	0.00	154350.00	15.44	0.00	576497.25

8.Expected Project Outcomes

Rs in lakhs

551.25	GROUND NUT	0.00	0.00	0.00	55.13	0.00	55.13	82687.50	0.00	82687.50	8.27	0.00	8.27
<b>Yerekuppi</b>	JOWAR	332.80	399360.00	39.94	0.00	336.00	336.00	0.00	470400.00	470400.00	0.00	47.04	470736.00
640	BENGAL GRAM	83.20	41600.00	4.16	0.00	48.00	48.00	0.00	31200.00	31200.00	0.00	3.12	31248.00
416.00	MAIZE	0.00	0.00	0.00	48.00	0.00	48.00	134400.00	0.00	134400.00	13.44	0.00	501984.00
480.00	GROUND NUT	0.00	0.00	0.00	48.00	0.00	48.00	72000.00	0.00	72000.00	7.20	0.00	7.20
<b>Saravandha</b>	JOWAR	504.40	605280.00	60.53	0.00	509.25	509.25	0.00	712950.00	712950.00	0.00	71.30	713459.25
970	BENGAL GRAM	126.10	63050.00	6.31	0.00	72.75	72.75	0.00	47287.50	47287.50	0.00	4.73	47360.25
630.50	MAIZE	0.00	0.00	0.00	72.75	0.00	72.75	203700.00	0.00	203700.00	20.37	0.00	760819.50
727.50	GROUND NUT	0.00	0.00	0.00	72.75	0.00	72.75	109125.00	0.00	109125.00	10.91	0.00	10.91
<b>Benakanakondda</b>	JOWAR	314.60	377520.00	37.75	0.00	317.63	317.63	0.00	444675.00	444675.00	0.00	44.47	444992.63
605	BENGAL GRAM	78.65	39325.00	3.93	0.00	45.38	45.38	0.00	29493.75	29493.75	0.00	2.95	29539.13
393.25	MAIZE	0.00	0.00	0.00	45.38	0.00	45.38	127050.00	0.00	127050.00	12.71	0.00	474531.75
453.75	GROUND NUT	0.00	0.00	0.00	45.38	0.00	45.38	68062.50	0.00	68062.50	6.81	0.00	6.81
<b>Lakshmapur</b>	JOWAR	87.88	105456.00	10.55	0.00	88.73	88.73	0.00	124215.00	124215.00	0.00	12.42	124303.73
169	BENGAL GRAM	21.97	10985.00	1.10	0.00	12.68	12.68	0.00	8238.75	8238.75	0.00	0.82	8251.43
109.85	MAIZE	0.00	0.00	0.00	12.68	0.00	12.68	35490.00	0.00	35490.00	3.55	0.00	132555.15
126.75	GROUND NUT	0.00	0.00	0.00	12.68	0.00	12.68	19012.50	0.00	19012.50	1.90	0.00	1.90
<b>Tirumaladeevarakopp</b>	JOWAR	150.80	180960.00	18.10	0.00	152.25	152.25	0.00	213150.00	213150.00	0.00	21.32	213302.25
290	BENGAL GRAM	37.70	18850.00	1.89	0.00	21.75	21.75	0.00	14137.50	14137.50	0.00	1.41	14159.25
188.50	MAIZE	0.00	0.00	0.00	21.75	0.00	21.75	60900.00	0.00	60900.00	6.09	0.00	227461.50
217.50	GROUND NUT	0.00	0.00	0.00	21.75	0.00	21.75	32625.00	0.00	32625.00	3.26	0.00	3.26
<b>Halageri</b>	JOWAR	228.28	273936.00	27.39	0.00	230.48	230.48	0.00	322665.00	322665.00	0.00	32.27	322895.48
439	BENGAL GRAM	57.07	28535.00	2.85	0.00	32.93	32.93	0.00	21401.25	21401.25	0.00	2.14	21434.18

8.Expected Project Outcomes

Rs in lakhs

285.35	MAIZE	0.00	0.00	0.00	32.93	0.00	32.93	92190.00	0.00	92190.00	9.22	0.00	344329.65
329.25	GROUND NUT	0.00	0.00	0.00	32.93	0.00	32.93	49387.50	0.00	49387.50	4.94	0.00	4.94
<b>Ranebennur</b>	JOWAR	550.68	660816.00	66.08	0.00	555.98	555.98	0.00	778365.00	778365.00	0.00	77.84	778920.98
1059	BENGAL GRAM	137.67	68835.00	6.88	0.00	79.43	79.43	0.00	51626.25	51626.25	0.00	5.16	51705.68
688.35	MAIZE	0.00	0.00	0.00	79.43	0.00	79.43	222390.00	0.00	222390.00	22.24	0.00	830626.65
794.25	GROUND NUT	0.00	0.00	0.00	79.43	0.00	79.43	119137.50	0.00	119137.50	11.91	0.00	11.91
<b>Project Grand Total</b>		<b>4327.05</b>	<b>4586673.00</b>	<b>458.67</b>	<b>998.55</b>	<b>3994.20</b>	<b>4992.75</b>	<b>2146882.50</b>	<b>5217423.75</b>	<b>7364306.25</b>	<b>214.69</b>	<b>521.74</b>	<b>736.43</b>

**8.Expected Project Outcomes**

Rs in lakhs

[ Chapter - IX ] 9.9 Summer Season Crop-Area and Yield in the Project Areas

Rs in lakhs

Block : Ranebennur

Sr. No.	Village Name	Crop Name	Pre-Project			Expected Post-Project		
			Irrigated Area (Ha.)	Average Yield Kg. per (Ha.)	Total Production (M.T.)	Irrigated Area (Ha.)	Total Production (M.T.)	Average Yield (Kg./Ha.)
1	<b>Asundi</b>	MAIZE	21.510	55926.000	5.593	28.680	8.030	80304.000
		GROUND NUT	14.340	17208.000	1.721	19.120	2.868	28680.000
			35.85					
			47.80					
2	<b>Hulihalli</b>	MAIZE	86.220	224172.000	22.417	114.960	32.189	321888.000
		GROUND NUT	57.480	68976.000	6.898	76.640	11.496	114960.000
			143.70					
			191.60					
3	<b>Joisaraharahalli</b>	MAIZE	49.770	129402.000	12.940	66.360	18.581	185808.000
		GROUND NUT	33.180	39816.000	3.982	44.240	6.636	66360.000
			82.95					
			110.60					
4	<b>Ukkundha</b>	MAIZE	66.150	171990.000	17.199	88.200	24.696	246960.000
		GROUND NUT	44.100	52920.000	5.292	58.800	8.820	88200.000
			110.25					
			147.00					
5	<b>Yerekuppi</b>	MAIZE	57.600	149760.000	14.976	76.800	21.504	215040.000
		GROUND NUT	38.400	46080.000	4.608	51.200	7.680	76800.000
			96.00					
			128.00					



**8.Expected Project Outcomes**

Rs in lakhs

6	<b>Saravandha</b>	MAIZE	87.300	226980.000	22.698	116.400	32.592	325920.000
	970.00	GROUND NUT	58.200	69840.000	6.984	77.600	11.640	116400.000
	145.50							
	194.00							
7	<b>Benakanakondda</b>	MAIZE	54.450	141570.000	14.157	72.600	20.328	203280.000
	605.00	GROUND NUT	36.300	43560.000	4.356	48.400	7.260	72600.000
	90.75							
	121.00							
8	<b>Lakshmapur</b>	MAIZE	15.210	39546.000	3.955	20.280	5.678	56784.000
	169.00	GROUND NUT	10.140	12168.000	1.217	13.520	2.028	20280.000
	25.35							
	33.80							
9	<b>Tirumaladeevarakopp</b>	MAIZE	26.100	67860.000	6.786	34.800	9.744	97440.000
	290.00	GROUND NUT	17.400	20880.000	2.088	23.200	3.480	34800.000
	43.50							
	58.00							
10	<b>Halageri</b>	MAIZE	39.510	102726.000	10.273	52.680	14.750	147504.000
	439.00	GROUND NUT	26.340	31608.000	3.161	35.120	5.268	52680.000
	65.85							
	87.80							
11	<b>Ranebennur</b>	MAIZE	95.310	247806.000	24.781	127.080	35.582	355824.000
	1059.00	GROUND NUT	63.540	76248.000	7.625	84.720	12.708	127080.000
	158.85							
	211.80							
<b>Project Grand Total</b>			<b>998.550</b>	<b>2037042.000</b>	<b>203.704</b>	<b>1331.400</b>	<b>303.559</b>	<b>3035592.000</b>

## 8.Expected Project Outcomes

Rs in lakhs

[ Chapter - IX ] 9.10 Perennial Season Crop-Area and Yield in the Project Areas

Block : Ranebennur

Sl. No.	Village Name	Crop Name	Pre-Project			Expected Post-Project		
			Irrigated Area (Ha.)	Average Yield Kg. per (Ha.)	Total Production (M.T.)	Irrigated Area (Ha.)	Total Production (M.T.)	Average Yield (Kg./Ha.)
1	<b>Asundi</b>	AREKANUT	7.170	8604.000	0.860	14.340	2.151	21510.000
	239.00	COCONUT	16.730	25095.000	2.510	10.755	1.613	16132.500
	23.90	SAPOTA	0.000	0.000	0.000	0.000	0.000	0.000
	35.85	GUAVA	0.000	0.000	0.000	0.000	0.000	0.000
2	<b>Hulihalli</b>	AREKANUT	28.740	34488.000	3.449	57.480	8.622	86220.000
	958.00	COCONUT	47.900	71850.000	7.185	57.480	8.622	86220.000
	95.80	SAPOTA	9.580	143700.000	14.370	14.370	24.429	244290.000
	143.70	GUAVA	9.580	143700.000	14.370	14.370	24.429	244290.000
3	<b>Joisaraharahalli</b>	AREKANUT	16.590	19908.000	1.991	33.180	4.977	49770.000
	553.00	COCONUT	38.710	58065.000	5.807	24.885	3.733	37327.500
	55.30	SAPOTA	0.000	0.000	0.000	0.000	0.000	0.000
	82.95	GUAVA	0.000	0.000	0.000	0.000	0.000	0.000
4	<b>Ukkundha</b>	AREKANUT	22.050	26460.000	2.646	44.100	6.615	66150.000
	735.00	COCONUT	51.450	77175.000	7.718	33.075	4.961	49612.500
	73.50	SAPOTA	0.000	0.000	0.000	0.000	0.000	0.000
	110.25	GUAVA	0.000	0.000	0.000	0.000	0.000	0.000

**8.Expected Project Outcomes**

Rs in lakhs

5	<b>Yerekuppi</b>	AREKANUT	19.200	23040.000	2.304	38.400	5.760	57600.000
	640.00	COCONUT	44.800	67200.000	6.720	28.800	4.320	43200.000
	64.00	SAPOTA	0.000	0.000	0.000	0.000	0.000	0.000
	96.00	GUAVA	0.000	0.000	0.000	0.000	0.000	0.000
6	<b>Saravandha</b>	AREKANUT	29.100	34920.000	3.492	58.200	8.730	87300.000
	970.00	COCONUT	67.900	101850.000	10.185	43.650	6.548	65475.000
	97.00	SAPOTA	0.000	0.000	0.000	0.000	0.000	0.000
	145.50	GUAVA	0.000	0.000	0.000	0.000	0.000	0.000
7	<b>Benakanakondda</b>	AREKANUT	18.150	21780.000	2.178	36.300	5.445	54450.000
	605.00	COCONUT	42.350	63525.000	6.353	27.225	4.084	40837.500
	60.50	SAPOTA	0.000	0.000	0.000	0.000	0.000	0.000
	90.75	GUAVA	0.000	0.000	0.000	0.000	0.000	0.000
8	<b>Lakshmapur</b>	AREKANUT	5.070	6084.000	0.608	10.140	1.521	15210.000
	169.00	COCONUT	11.830	17745.000	1.775	7.605	1.141	11407.500
	16.90	SAPOTA	0.000	0.000	0.000	0.000	0.000	0.000
	25.35	GUAVA	0.000	0.000	0.000	0.000	0.000	0.000
9	<b>Tirumaladeevarakopp</b>	AREKANUT	8.700	10440.000	1.044	17.400	2.610	26100.000
	290.00	COCONUT	20.300	30450.000	3.045	13.050	1.958	19575.000
	29.00	SAPOTA	0.000	0.000	0.000	0.000	0.000	0.000
	43.50	GUAVA	0.000	0.000	0.000	0.000	0.000	0.000

**8.Expected Project Outcomes**

Rs in lakhs

10	<b>Halageri</b>	AREKANUT	13.170	15804.000	1.580	26.340	3.951	39510.000
	439.00	COCONUT	30.730	46095.000	4.610	19.755	2.963	29632.500
	43.90	SAPOTA	0.000	0.000	0.000	0.000	0.000	0.000
	65.85	GUAVA	0.000	0.000	0.000	0.000	0.000	0.000
11	<b>Ranebennur</b>	AREKANUT	31.770	38124.000	3.812	63.540	9.531	95310.000
	1059.00	COCONUT	74.130	111195.000	11.120	47.655	7.148	71482.500
	105.90	SAPOTA	0.000	0.000	0.000	0.000	0.000	0.000
	158.85	GUAVA	0.000	0.000	0.000	0.000	0.000	0.000
<b>Project Grand Total</b>			<b>665.700</b>	<b>1197297.000</b>	<b>119.730</b>	<b>742.095</b>	<b>155.861</b>	<b>1558612.500</b>

**8.Expected Project Outcomes**

Rs in lakhs

[ Chapter - IX ] 9.11 Change in Area Under Horticulture

**Block :** Ranebennur

Sl. No.	Village Name	Name of Horticulture Crop	Existing Area Under Horticulture (Ha.)	Expected Achievement	
				Area Proposed to be Covered through WDC (Ha.)	Total Horticulture Area cover after treatment (Ha.)
1	<b>Asundi</b>	AREKANUT	7.170	0	0
	239.00	COCONUT	16.730	21	21
	23.90	SAPOTA	0.000	20	20
		GUAVA	0.000	0	0
2	<b>Hulihalli</b>	AREKANUT	28.740	0	0
	958.00	COCONUT	47.900	78	78
		SAPOTA	9.580	30	30
		GUAVA	9.580	0	0
3	<b>Joisaraharalahalli</b>	AREKANUT	16.590	0	0
	553.00	COCONUT	38.710	40	40
		SAPOTA	0.000	19	19
		GUAVA	0.000	0	0
4	<b>Ukkundha</b>	AREKANUT	22.050	0	0
	735.00	COCONUT	51.450	10	10
		SAPOTA	0.000	6	6
		GUAVA	0.000	0	0

5	<b>Yerekuppi</b>	AREKANUT	19.200	0	0
	640.00	COCONUT	44.800	30	30
		SAPOTA	0.000	11	11
		GUAVA	0.000	0	0
6	<b>Saravandha</b>	AREKANUT	29.100	0	0
	970.00	COCONUT	67.900	50	50
		SAPOTA	0.000	14	14
		GUAVA	0.000	0	0
7	<b>Benakanakondda</b>	AREKANUT	18.150	0	0
	605.00	COCONUT	42.350	80	80
		SAPOTA	0.000	35	35
		GUAVA	0.000	0	0
8	<b>Lakshmapur</b>	AREKANUT	5.070	0	0
	169.00	COCONUT	11.830	20	20
		SAPOTA	0.000	11	11
		GUAVA	0.000	0	0
9	<b>Tirumaladeevarakopp</b>	AREKANUT	8.700	0	0
	290.00	COCONUT	20.300	40	40
		SAPOTA	0.000	16	16
		GUAVA	0.000	0	0
10	<b>Halageri</b>	AREKANUT	13.170	0	0
	439.00	COCONUT	30.730	30	30
		SAPOTA	0.000	14	14
		GUAVA	0.000	0	0
11	<b>Ranebennur</b>	AREKANUT	31.770	0	0
	1059.00	COCONUT	74.130	43	43
		SAPOTA	0.000	20	20
		GUAVA	0.000	0	0
	<b>Project Grand Total</b>		<b>665.700</b>	<b>638</b>	<b>638</b>

## 8.Expected Project Outcomes

Rs in lakhs

[ Chapter - IX ] 9.12 Change in Area Under Fodder

Block : RANEBENNUR				
Sl. No.	Village Name	Existing Area Under Fodder (Ha.)	Expected Achievement trough WDC (Ha.)	Total Fodder Area cover after treatment (Ha.)
1	Asundi	2.000	11.000	13.000
2	Hulihalli	3.000	15.000	18.000
3	Joisaraharahalli	3.000	16.000	19.000
4	Ukkundha	2.000	11.000	13.000
5	Yerekuppi	2.000	11.000	13.000
6	Saravandha	2.000	11.000	13.000
7	Benakanakondda	3.000	16.000	19.000
8	Lakshmapur	0.500	12.000	12.500
9	Tirumaladeevarakopp	1.000	11.000	12.000
10	Halageri	3.000	12.000	15.000
11	Ranebennur	3.000	12.000	15.000
<b>Project Grand Total</b>		<b>24.500</b>	<b>138.000</b>	<b>162.500</b>

## 8.Expected Project Outcomes

Rs in lakhs

[ Chapter - IX ] 9.13 Change in Area Under Fuel Wood

Block : Ranebennur

Sl. No.	Village Name	Name of Species	Existing AreaUnder FuelWood (Ha.)	Expected Achievement	
				Area Under FuelWood Proposed tobe Covered through WDC (Ha.)	Total FuelWood Area coverafter treatment (Ha.)
1	Asundi	NEEMTEAK SILVER OAK MAHAGANI BAMBOO	5.000	73.920	73.920
2	Hulihalli		4.000	138.600	138.600
3	Joisaraharalahalli		7.000	110.880	110.880
4	Ukkundha		5.000	64.680	64.680
5	Yerekuppi		6.000	83.160	83.160
6	Saravandha		8.000	73.920	73.920
7	Benakanakondda		3.000	64.680	64.680
8	Lakshampur		5.000	46.200	46.200
9	Tirumaladeevarakopp		7.000	55.440	55.440
10	Halageri		8.000	73.920	73.920
11	Ranebennur		5.000	138.600	138.600
<b>Project Grand Total</b>			<b>63.000</b>	<b>924.000</b>	<b>924.000</b>



## 8.Expected Project Outcomes

Rs in lakhs

[ Chapter - IX ] 9.14 Details of Livestock in the Project Area

Block:											
Animal Category (Milk/Meat)	Type of Animal (Cow/Cross-Breed/Buffalo)	Yield Unit	Pre-Project (Nos.)			Expected Mid-Term			Expected Post-Project		
			Nos.	Yield/Year	Income (in Lacs)	Nos.	Yield/Year	Income (in Lacs)	Nos.	Yield/Year	Income (in Lacs)
Milk	Buffaloes	Thousand Liters	3764	50.588	17.706	4140	55.642	19.475	4516	60.695	21.243
Milk	Cross bred Cows	Thousand Liters	1519	27.220	9.527	1670	29.926	10.474	1821	24.474	8.566
Meat	Goat (Stall fed)	Thousand Liters	10234	255.850	1535.100	11257	281.425	1688.550	12280	307.000	1842.000
<b>Project Grand Total</b>			<b>15517</b>	<b>333.659</b>	<b>1562.333</b>	<b>17067</b>	<b>366.993</b>	<b>1718.499</b>	<b>18617</b>	<b>392.169</b>	<b>1871.809</b>

8.Expected Project Outcomes

Rs in lakhs

[ Chapter - IX ] 9.15 Change in Area Under Forest/Vegetative Cover

Block : RANEBENNUR					
Sr. No.	Village Name	Name of Species	Existing Area Under Forest/Vegetative (Ha.)	Expected Achievement	
				Area Under Forest/Vegetative Proposed to be Covered through IWMP (Ha.)	Total Forest/Vegetative Area cover after treatment (Ha.)
1	Asundi	NEEM TEAK SILVER OAK MAHAGANI BAMBOO	20	73.920	73.920
2	Hulihalli		27	138.600	138.600
3	Joisaraharahalli		30	110.880	110.880
4	Ukkundha		15	64.680	64.680
5	Yerekuppi		20	83.160	83.160
6	Saravandha		60	73.920	73.920
7	Benakanakondda		40	64.680	64.680
8	Lakshampur		5	46.200	46.200
9	Tirumaladeevarakopp		10	55.440	55.440
10	Halageri		8	73.920	73.920
11	Ranebennur		9	138.600	138.600
<b>Project Grand Total</b>			<b>244</b>	<b>924.000</b>	<b>924.000</b>

# CHAPTER-10

## Project wise Abstract of Activities Planned to be implemented under PMKSY-WDC 2.0

Name of the Taluk: Ranebennur

Name of the project: Haveri WDC 07/2021-22

Total Project area: 6658.00 Ha Total Approved Project cost: 1464.76 Lakhs

Final Project area after DPR: 6658.00 Ha

Final Project cost after DPR: 1464.76 Lakhs *Rs in lakhs*

Sl. No.	Components	% allocated	Amount allocated	List of Activities/Items	Phy (Ha/No/RMT)	Unit cost	Total cost (6*7)
1	2	3	4	5	6	7	8
1	Administrative cost	10	146.48	Admin Costs	1		146.476
				<b>Total (A)</b>			<b>146.48</b>
2	Monitoring and Evaluation	2	29.30	Monitoring & Evaluation	1		29.30
				<b>Total (B)</b>			<b>29.30</b>
3	Entry Point Activities	2	29.3	FPO Formation & CHSC	1	14.6476	29.30
				<b>Total (C)</b>	1	14.6476	<b>29.30</b>
4	Detail Project Report	1	14.65	Net Planning & Data Entry	1	1	14.65
				<b>Total (D)</b>			<b>14.65</b>
5	Institution and capacity building	3	43.94	1 S-1, S-2, S-3 Trainings	45	0.06	43.94
				2 U-1, U-2, U-3 Trainings	55	0.36	
				3 E-1, E-2, E-3 Trainings	4	0.05	
				4 EAP Trainings	12	0.1	
				5 Exposer visits	10	0.25	
				6 EDP & SEDP trainings, others	20	0.1	
				<b>Total (E)</b>	<b>146</b>		<b>43.94</b>
6 (1)	Soil and water conservation			1 Trench cum Bund	4426	0.08727	386.24
				2 LRRS	12	2.50000	30.00
				3 Water Way	3700	0.00100	3.70
				4 RC	40	0.20000	8.00
				<b>Total (F)</b>			<b>427.93</b>
6 (2)	Afforestation			1 Planting of Teak, SilverOak, Mahaghoni & Bamboo	793	0.15250	120.93
				<b>Total (G)</b>			<b>120.93</b>
6 (3)	Dry land Horticulture	47	688.44	1 Coconut, Sapota, Curryleaf, Guava, Mango, Lemon	531	0.25000	132.75
				<b>Total (H)</b>			<b>132.75</b>

6 (4)	Fodder Development			7 Planting of Fodder Crops viz,. Napier grass & Lucern	31	0.22000	6.82
				<b>Total (I)</b>			<b>6.82</b>
				<b>Sub Total (F+G+H+I)</b>			<b>688.440</b>
7	Production system	15	219.71	1 Village Farm Banks	20	2	40
				2 Demonstrations	1347	0.1	134.7
				3 Travis	11	0.25	2.75
				4 Jalanayana Mela	2	2	4
				5 Sheep/Goat Rearing	50	0.4	20
				6 Poltry / Hatcheries	20	0.5	10
				7 Health Camps	33	0.25	8.25
				<b>Total (J)</b>			<b>219.71</b>
8	Natural Resource Management and Governence	2	29.3	Natural Resource Management & Governence	1	1	29.300
				<b>Total (K)</b>			<b>29.300</b>
9	Livelihood activities for assestless persons, micro enterprises and business development	15	219.71	1.Revolving Funds to SHG"s	45	0.5	22.5
				2.Enterpreneurship Trainings	50	0.25	12.5
				3.IGA/ Skill Development	50	0.25	12.5
				4.Others			172.214
				<b>Total (L)</b>			<b>219.71</b>
10	Consolidation and withdrawal phase activities	3	43.94	Consolidation and withdrawal phase activities	1	1	43.94
		100		<b>Total (M)</b>			<b>43.94</b>
<b>Grand total (A to M)</b>							<b>1464.76</b>



# CHAPTER-11

## Abstract of Activities Planned to be implemented under PMKSY-PDMC (MI)/RKVY/ and other Programmes

Name of the Taluk: Ranebennur

Total Project area: 6658.00 Ha

Name of the project: Haveri WDC 07/2021-22

Rs in lakhs

Sl. No.	Components	List of Activities/Items	Phy (Ha/No/RMT)	Unit cost	Total cost (4*5)
1	2	3	4	5	6
1	WATER HARVESTING STRUCTURE	CHECK DAM	23	8.000	184.000
<b>Grand total</b>					<b>184.000</b>





# CHAPTER-12

## Project wise Abstract of Activities Planned to be implemented under MGNREGA

Name of the Taluk: Ranebennur

Name of the project: Haveri WDC 07/2021-22 Total Project area: 6658.00 Ha

Rs in lakhs

SI. No.	Components	List of Activities/Items	Phy (Ha/No/RMT)	Unit cost	Total cost (4*5)
1	2	3	4	5	6
1	Soil & Water Conservation	a) Trench cum Bund	200	0.2	40.00
		b) RRS	1	3.5	3.50
		c) LRRS	8	2.5	20.00
		d) Recharge Pit	5	0.3	1.50
		e) Farm Pond	25	1.04	26.00
		f) Water Way	6000	0.005	30.00
		<b>Total (A)</b>			<b>121.00</b>
2	Afforestation &	a) Forestry	132	0.1525	20.00
		<b>Total (B)</b>			<b>20.00</b>
3	Dry Land Horticulture	a) Horticulture	96	0.25	24.00
		<b>Total (C)</b>			<b>24.00</b>
4	Production System	a) Vermi Compost	1	0.27	0.27
		<b>Total (D)</b>			<b>0.27</b>
<b>Grand total (A to C)</b>					<b>165.27</b>

# CHAPTER-13

## Abstract of Activities Planned to be implemented under PMKSY-WDC 2.0, PMKSY-PDMC (MI)RKVY and MGNREGA (combined)

Name of the Taluk: RANEBENNUR

Total Project area: 6658.00 HA

Name of the project: HAVERI WDC-2.0, 07/2021-22

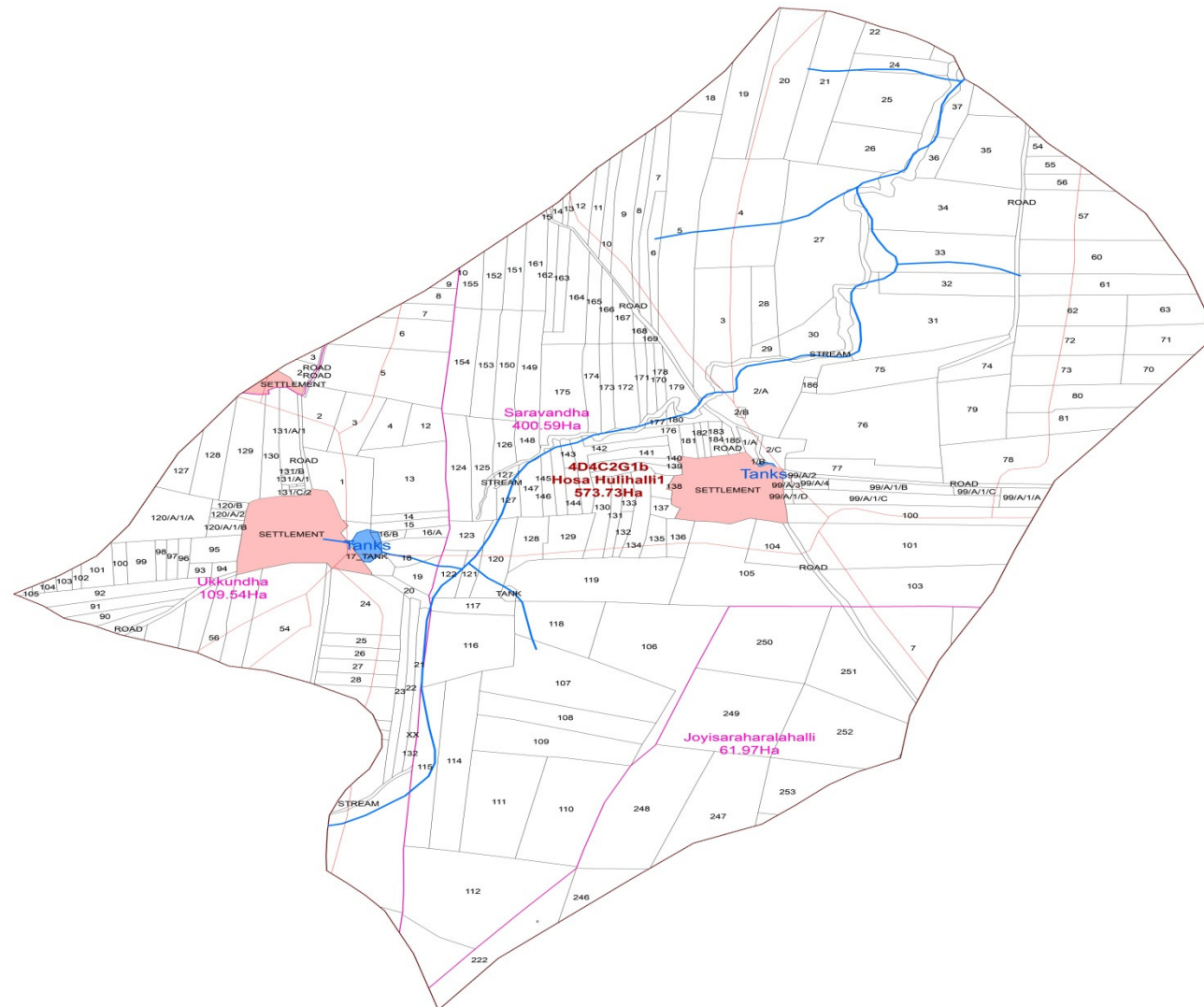
Sl. No.	Components	List of Activities/Items	WDC		OI		MGNREGA	
			Phy (Ha/No/RMT)	Total cost	Phy (Ha/No/	Total cost	Phy (Ha/No/	Total cost
1	2	3	4	5	4	5	4	5
1	Administrative cost	Admin Costs	1	146.48				
		<b>Total (A)</b>		<b>146.48</b>				
2	Monitoring and Evaluation	Monitoring & Evaluation	1	29.30				
		<b>Total (B)</b>		<b>29.30</b>				
3	Entry Point Activities	FPO Formation & CHSC	1	29.30				
			1					
		<b>Total (C)</b>		<b>29.30</b>				
4	Detail Project Report	Net Planning & Data Entry	1	14.65				
		<b>Total (D)</b>		<b>14.65</b>				
5	Institution and capacity building	1 S-1, S-2, S-3 Trainings	45	43.94				
		2 U-1, U-2, U-3 Trainings	55					
		3 E-1, E-2, E-3 Trainings	4					
		4 EAP Trainings	12					
		5 Exposer visits	10					
		6 EDP & SEDP trainings, others	20					
		<b>Total (E)</b>	<b>146</b>	<b>43.94</b>				
6	Soil and water conservation	1 Trench cum Bund	4426	386.24			200	40.00
		2 LRRS	12	30.00			8	20.00
		3 Water Way	3700	3.70			6000	30.00
		4 RC	40	8.00				
		5 CHECK DAM	0	0.00	23	184		
		6 RRS					1	3.50
		7 FARM POND					25	26.00
		8 RECHARGE PIT					5	1.50
		<b>Total (F)</b>		<b>427.93</b>				
7	Afforestation	1 Planting of Teak, SilverOak, Mahagoni & Bamboo	793	120.93			132	20.00
		<b>Total (G)</b>		<b>120.93</b>				
8	Dry land Horticulture	1 Coconut, Sapota, Curryleaf, Guava, Mango, Lemon	531	132.75			96	24.00
		<b>Total (H)</b>		<b>132.75</b>				

9	Fodder Development	7 Planting of Fodder Crops viz,. Napier grass & Lucern	31	6.82				
		<b>Total (I)</b>		6.82				
		<b>Sub Total (F+G+H+I)</b>		688.44				
10	Production system	1 Village Farm Banks	20	40.00				
		2 Demonstrations	1347	134.70				
		3 Travis	11	2.75				
		4 Jalanayana Mela	2	4.00				
		5 Sheep/Goat Rearing	50	20.00				
		6 Poltry / Hatcheries	20	10.00				
		7 Health Camps	33	8.25				
		8. VERMI COMPOST					1	0.27
		<b>Total (J)</b>		219.71				
11	Natural Resource Management and Governance	Natural Resource Management & Governance	1	29.30				
		<b>Total (K)</b>		29.30				
12	Livelihood activities for assestless persons, micro enterprises and business development	1.Revolving Funds to SHG"s	45	22.50				
		2.Enterpreneurship Trainings	50	12.50				
		3.IGA/ Skill Development	50	12.50				
		4.Others		172.10				
		<b>Total (L)</b>		219.71				
13	Consolidation and withdrawal phase activities	Consolidation and withdrawal phase activities	1	43.94				
				43.94				
	<b>GRAND TOTAL</b>			1464.76		184	165.27	
<b>WDC+OI+MGNREGA TOTAL</b>				1814.03				

Microwatershed Base Map (4D4C2G1a) of Ranebennur Taluk, Haveri District  
 Watershed Development Component of Pradhan Mantri Krishi Sinchayee Yojana 2.0



Microwatershed Base Map (4D4C2G1b) of Ranebennur Taluk, Haveri District  
 Watershed Development Component of Pradhan Mantri Krishi Sinchayee Yojana 2.0

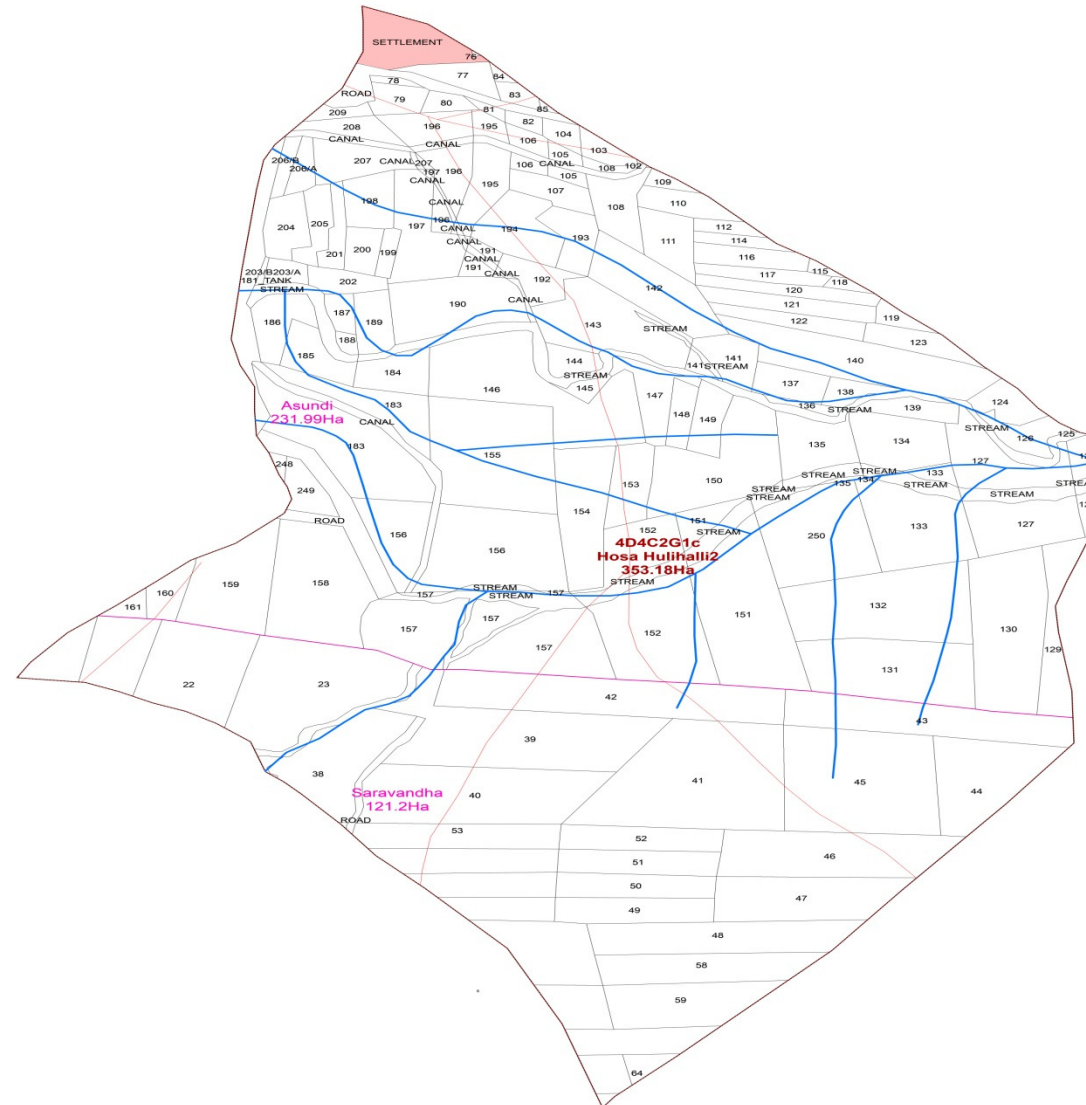


**Legend**

- NWGSDP\_RAIL
- Road
- Drainage
- Microwatershed\_Boundary
- Village\_Boundary
- Cadastral\_Boundary
- SETTLEMENT
- Waterbody

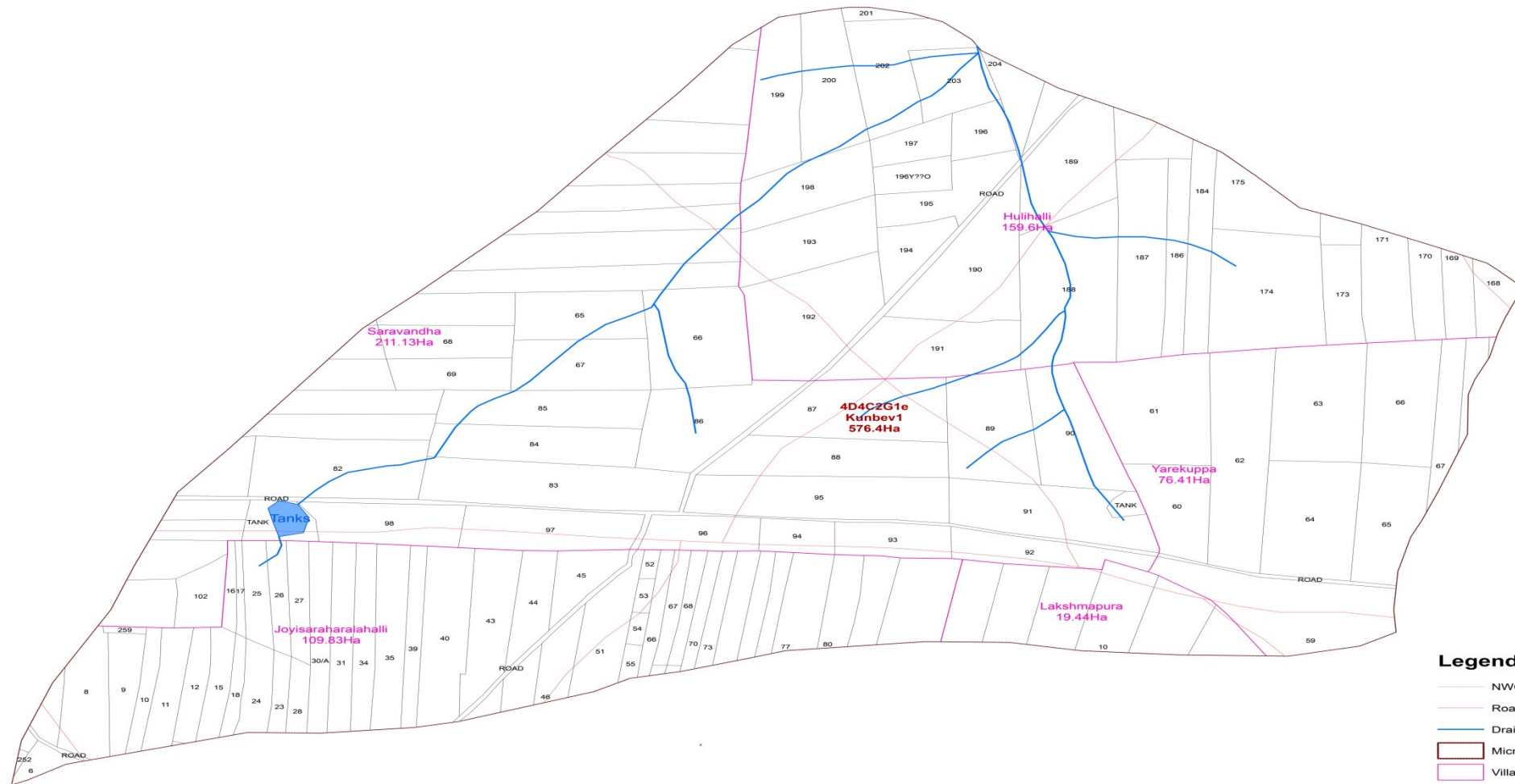


Microwatershed Base Map (4D4C2G1c) of Ranebennur Taluk, Haveri District  
 Watershed Development Component of Pradhan Mantri Krishi Sinchayee Yojana 2.0



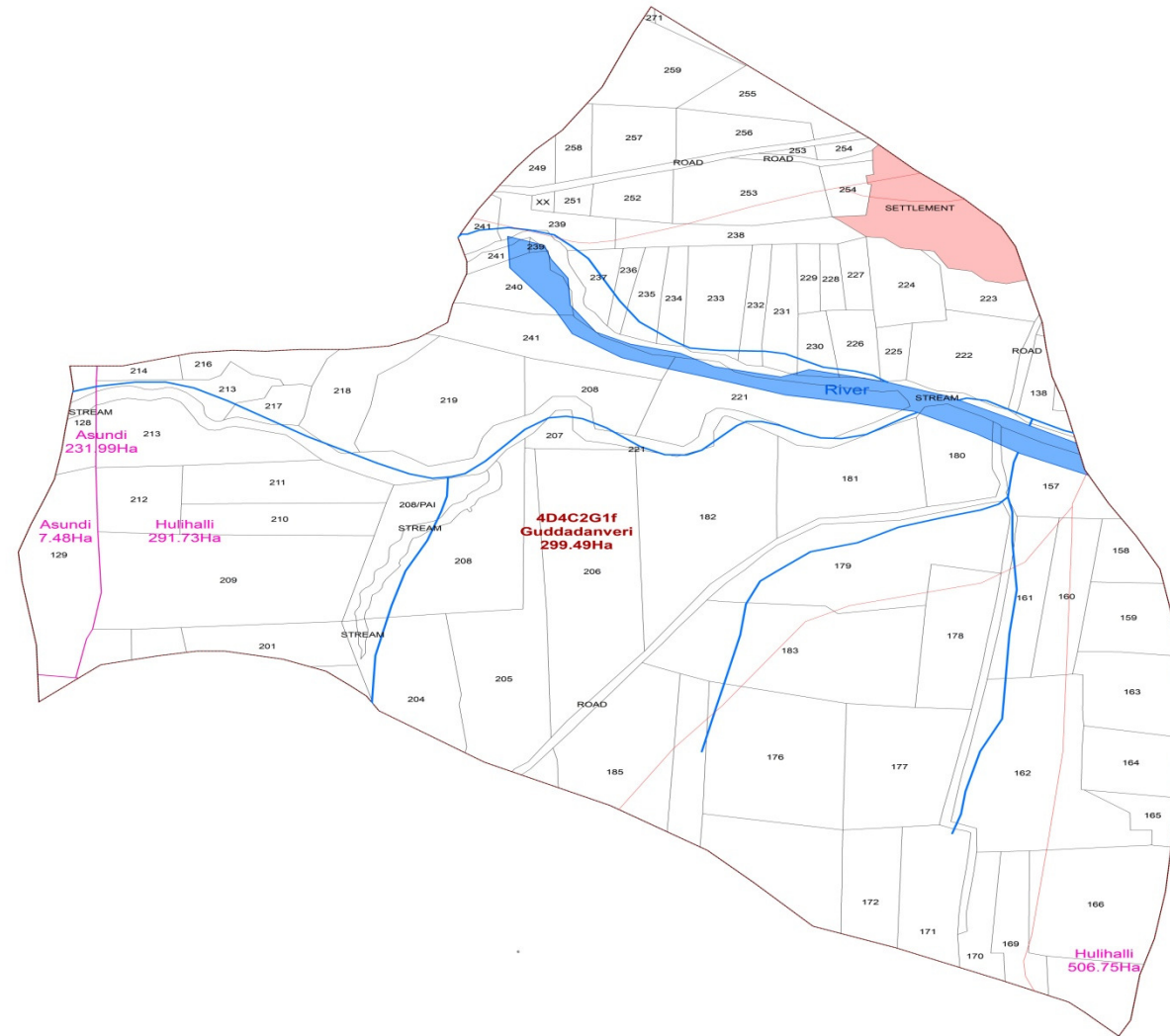
- Legend**
- NWGSDP\_RAIL
  - Road
  - Drainage
  - Microwatershed\_Boundary
  - Village\_Boundary
  - Cadastral\_Boundary
  - SETTLEMENT
  - Waterbody

Microwatershed Base Map (4D4C2G1e) of Ranebennur Taluk, Haveri District  
 Watershed Development Component of Pradhan Mantri Krishi Sinchayee Yojana 2.0



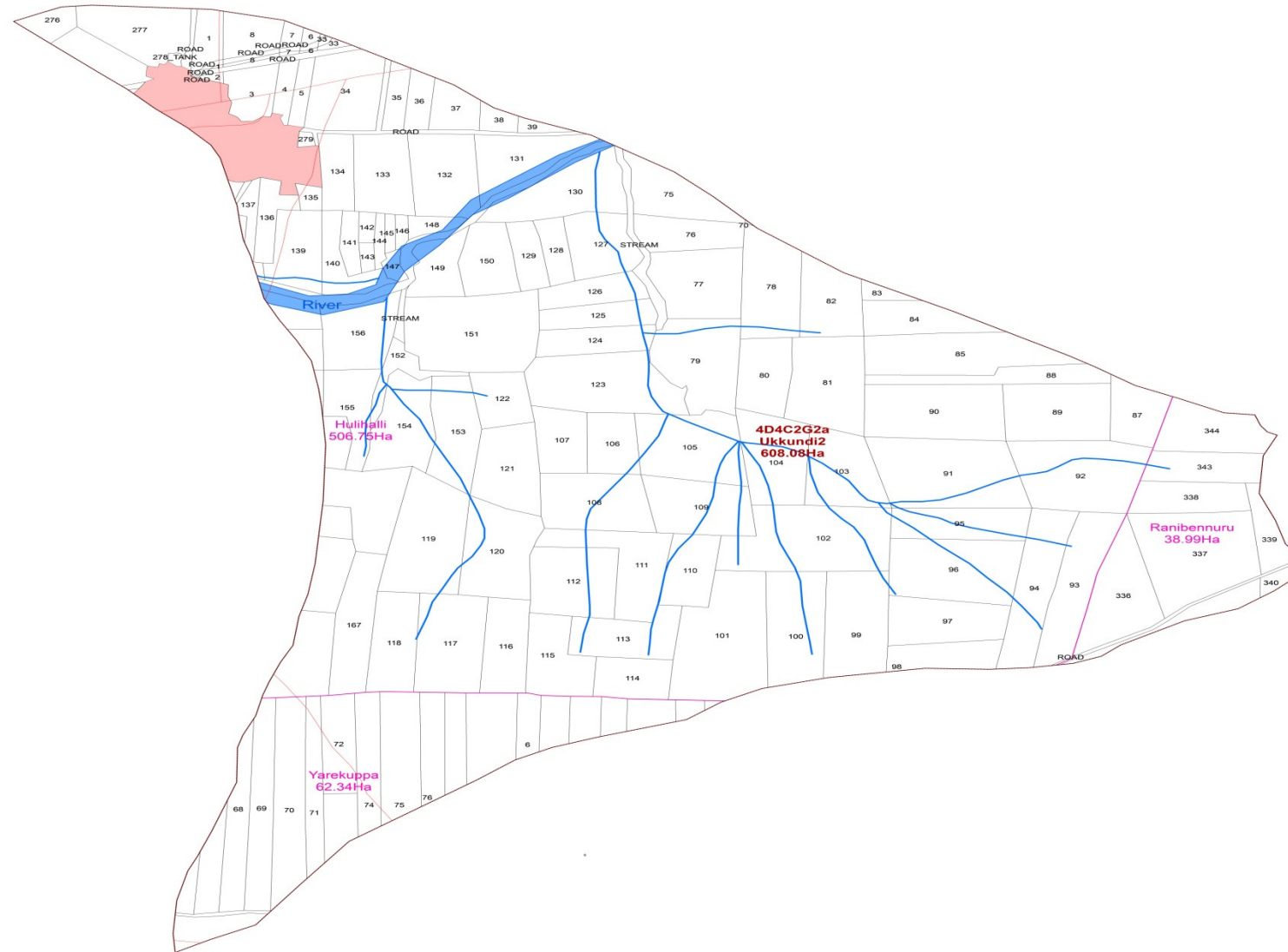
- Legend**
- NWGSDP\_RAIL
  - Road
  - Drainage
  - Microwatershed\_Boundary
  - Village\_Boundary
  - Cadastral\_Boundary
  - SETTLEMENT
  - Waterbody

Microwatershed Base Map (4D4C2G1f) of Ranebennur Taluk, Haveri District  
Watershed Development Component of Pradhan Mantri Krishi Sinchayee Yojana 2.0



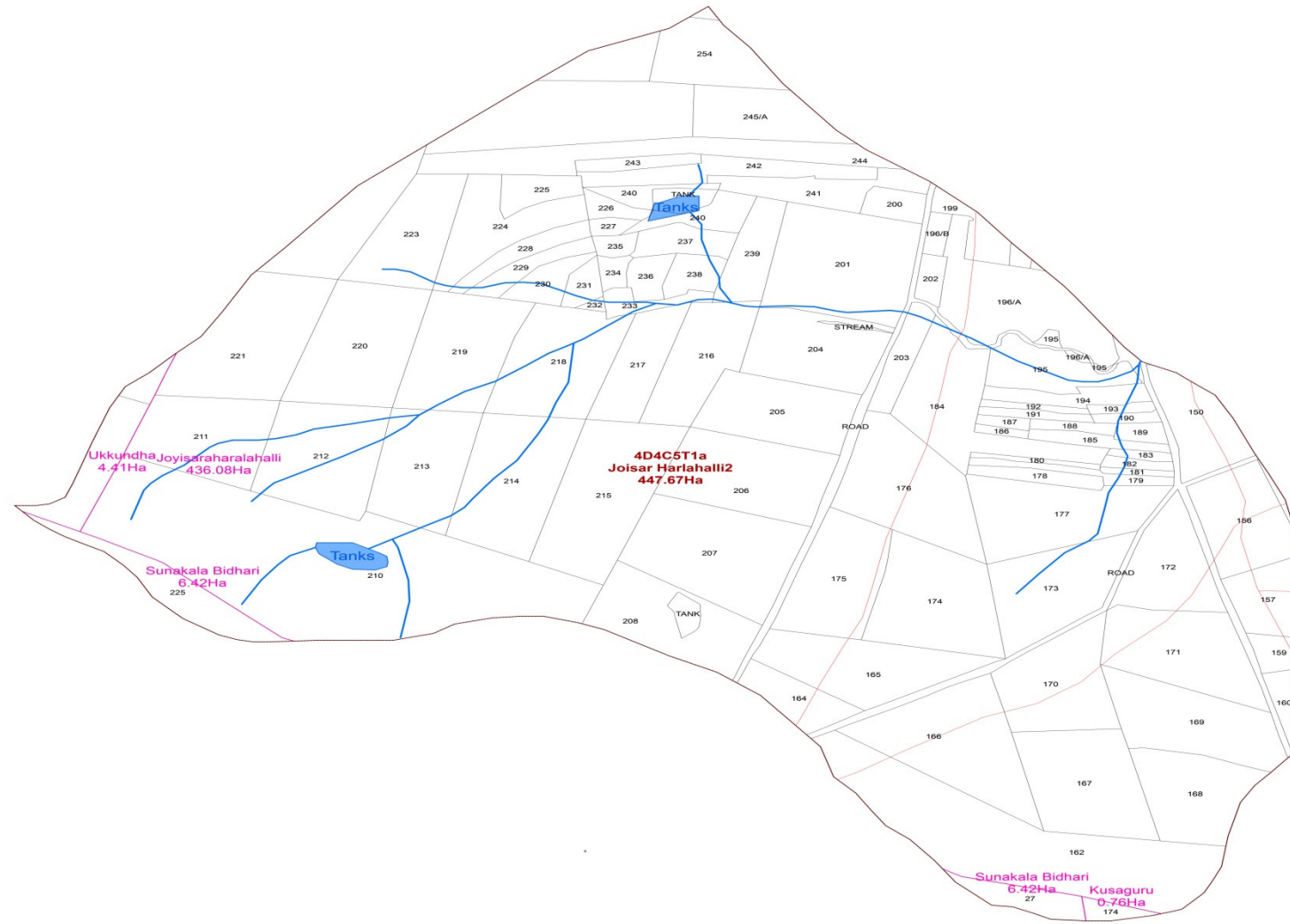
- Legend**
- NWGSDP\_RAIL
  - Road
  - Drainage
  - Microwatershed\_Boundary
  - Village\_Boundary
  - Cadastral\_Boundary
  - SETTLEMENT
  - Waterbody

Microwatershed Base Map (4D4C2G2a) of Ranebennur Taluk, Haveri District  
 Watershed Development Component of Pradhan Mantri Krishi Sinchayee Yojana 2.0



- Legend**
- NWGSDP\_RAIL
  - Road
  - Drainage
  - Microwatershed\_Boundary
  - Village\_Boundary
  - Cadastral\_Boundary
  - SETTLEMENT
  - Waterbody

Microwatershed Base Map (4D4C5T1a) of Ranebennur Taluk, Haveri District  
 Watershed Development Component of Pradhan Mantri Krishi Sinchayee Yojana 2.0



**Legend**

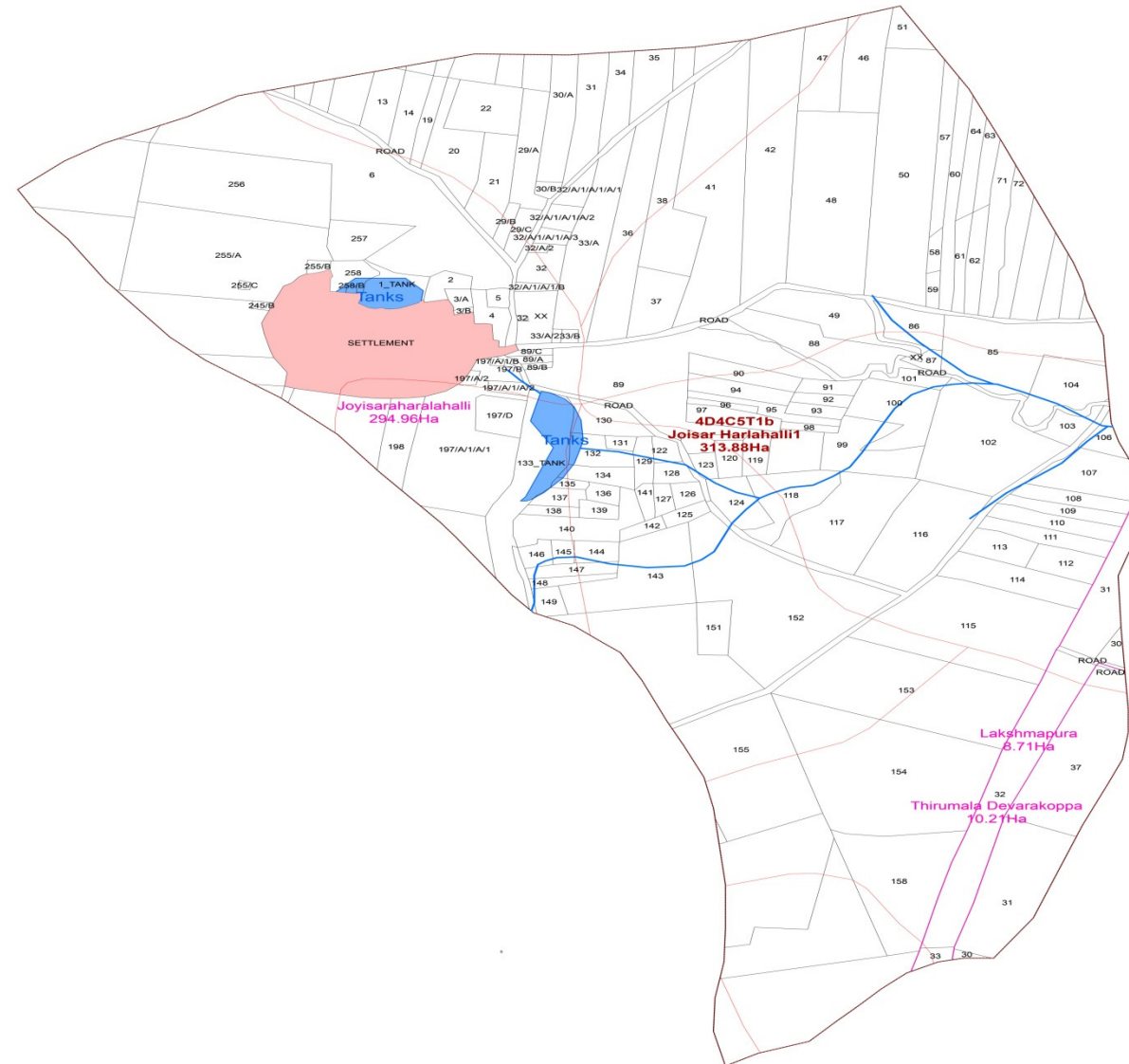
-  NWGSDP\_RAIL
-  Road
-  Drainage
-  Microwatershed\_Boundary
-  Village\_Boundary
-  Cadastral\_Boundary
-  SETTLEMENT
-  Waterbody



Microwatershed Base Map (4D4C5T1b) of Ranebennur Taluk, Haveri District  
 Watershed Development Component of Pradhan Mantri Krishi Sinchayee Yojana 2.0



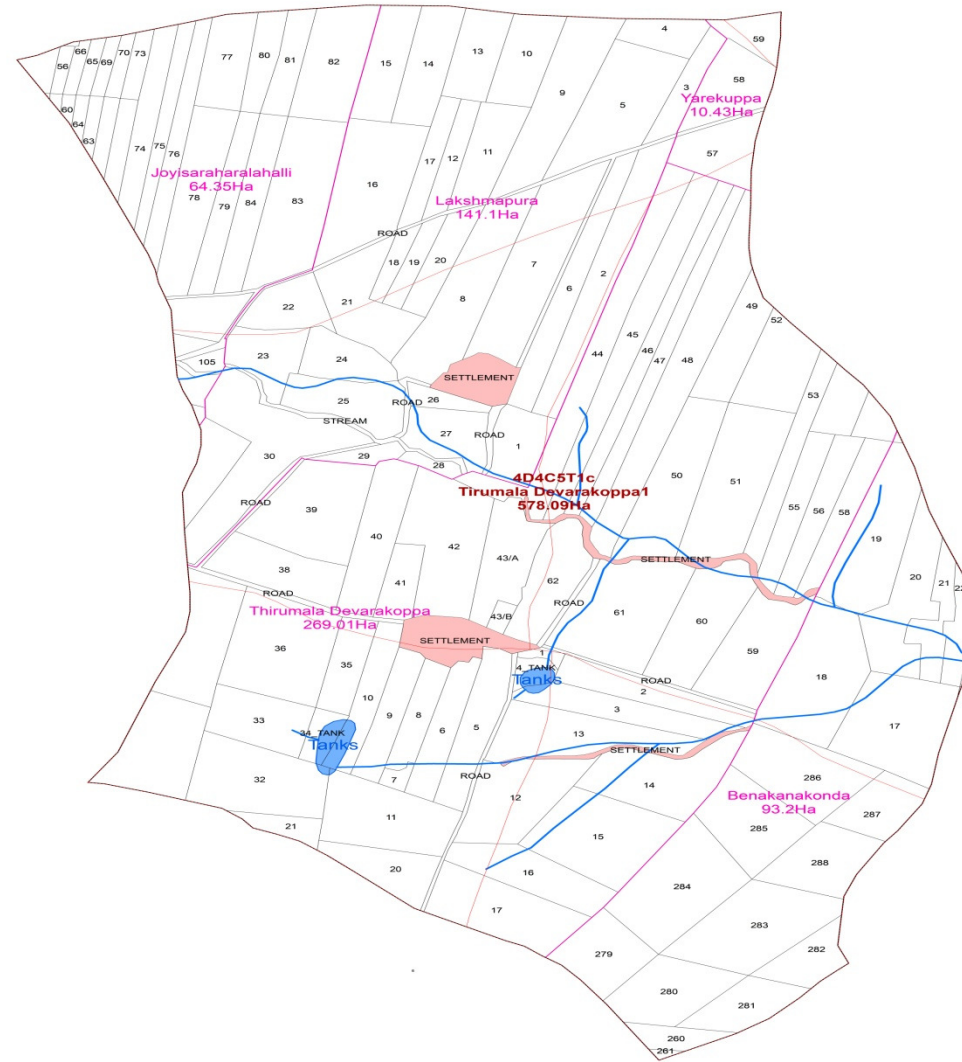
1:1,800











**Legend**

- NWGSDP\_RAIL
- Road
- Drainage
- Microwatershed\_Boundary
- Village\_Boundary
- Cadastral\_Boundary
- SETTLEMENT
- Waterbody

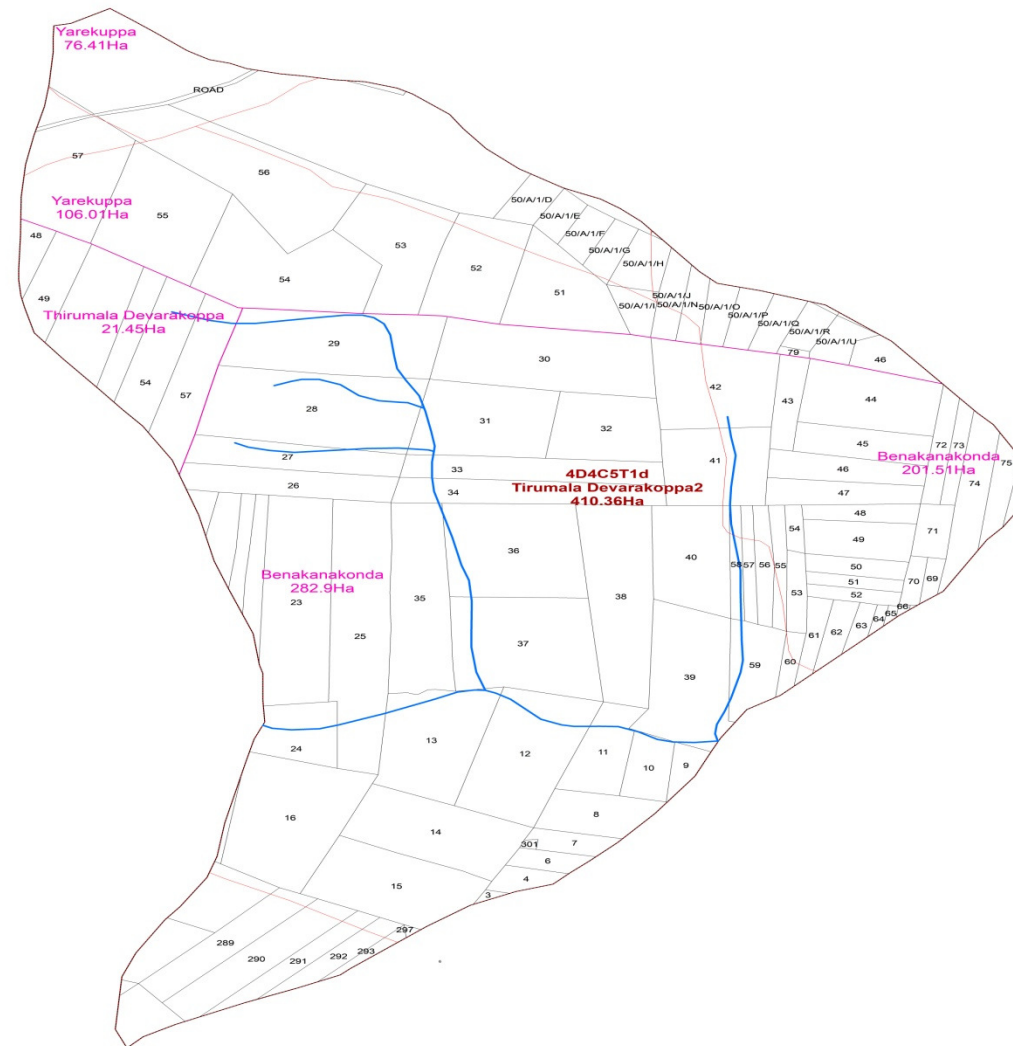
Microwatershed Base Map (4D4C5T1c) of Ranebennur Taluk, Haveri District  
 Watershed Development Component of Pradhan Mantri Krishi Sinchayee Yojana 2.0



**Legend**

-  NWGSDP\_RAIL
-  Road
-  Drainage
-  Microwatershed\_Boundary
-  Village\_Boundary
-  Cadastral\_Boundary
-  SETTLEMENT
-  Waterbody

Microwatershed Base Map (4D4C5T1d) of Ranebennur Taluk, Haveri District  
 Watershed Development Component of Pradhan Mantri Krishi Sinchayee Yojana 2.0

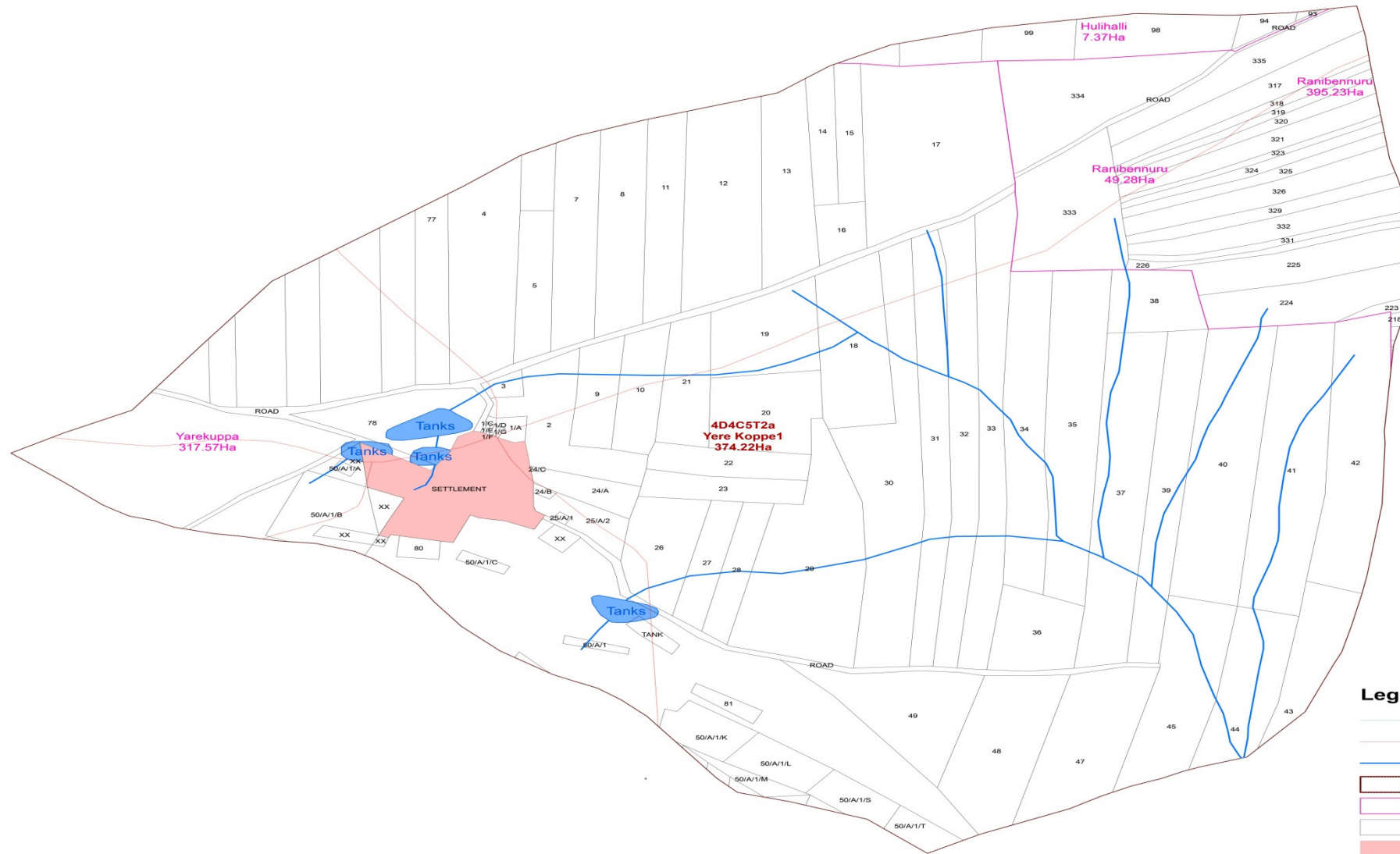


**Legend**

- NWGSDP\_RAIL
- Road
- Drainage
- Microwatershed\_Boundary
- Village\_Boundary
- Cadastral\_Boundary
- SETTLEMENT
- Waterbody

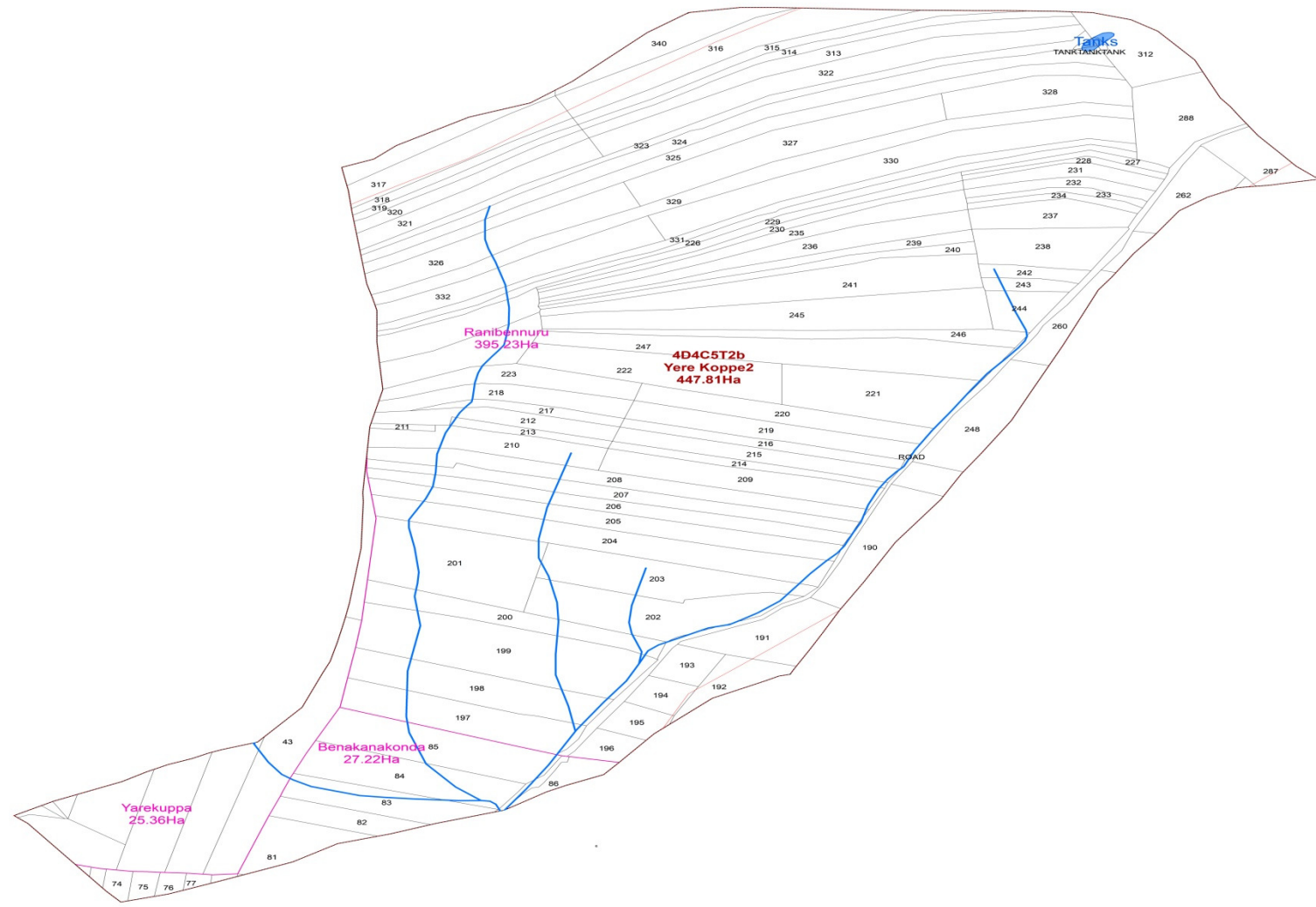


Microwatershed Base Map (4D4C5T2a) of Ranebennur Taluk, Haveri District  
 Watershed Development Component of Pradhan Mantri Krishi Sinchayee Yojana 2.0



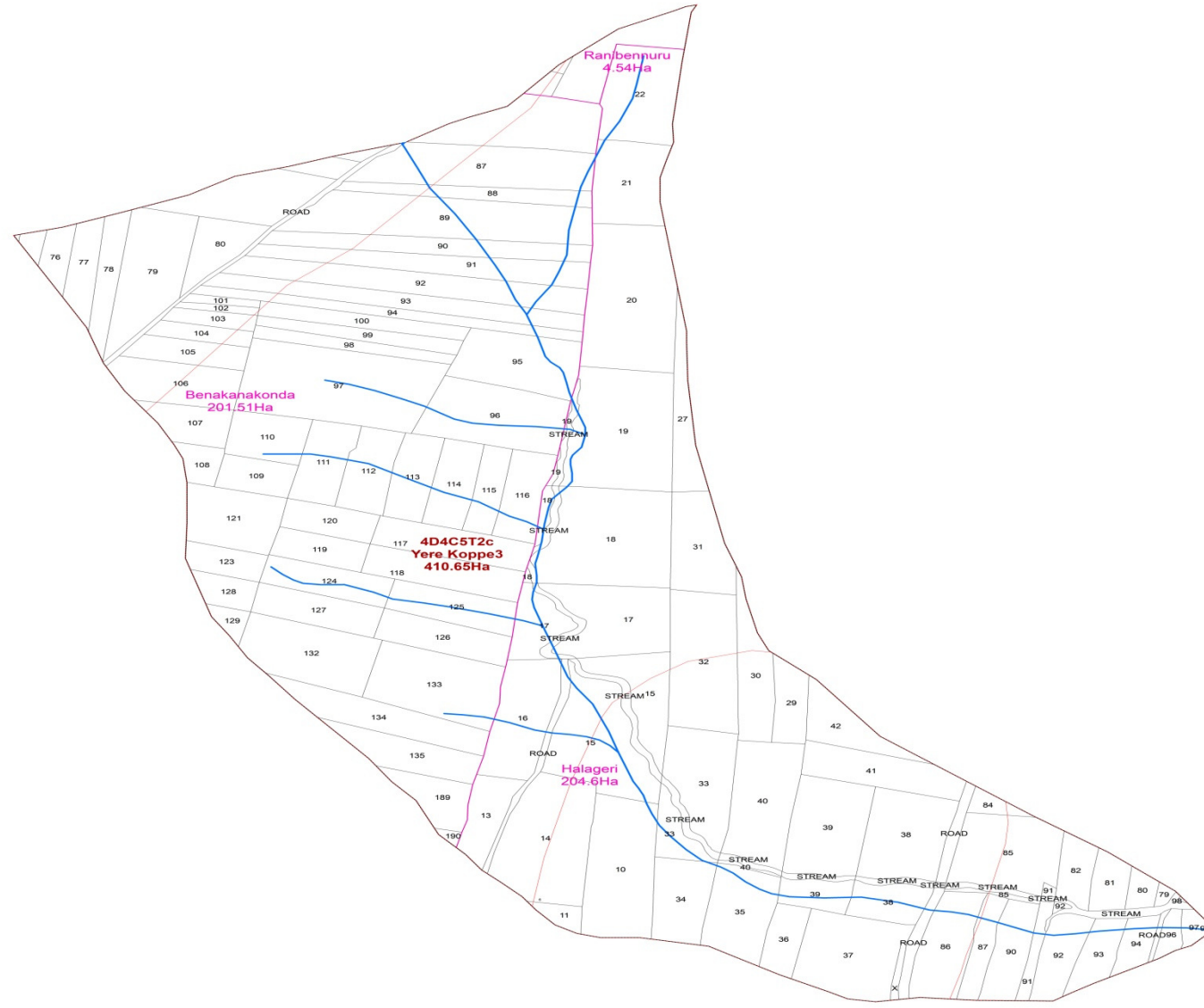
- Legend**
- NWGSDP\_RAIL
  - Road
  - Drainage
  - Microwatershed\_Boundary
  - Village\_Boundary
  - Cadastral\_Boundary
  - SETTLEMENT
  - Waterbody

Microwatershed Base Map (4D4C5T2b) of Ranebennur Taluk, Haveri District  
 Watershed Development Component of Pradhan Mantri Krishi Sinchayee Yojana 2.0



- Legend**
- NWGSDP\_RAIL
  - Road
  - Drainage
  - Microwatershed\_Boundary
  - Village\_Boundary
  - Cadastral\_Boundary
  - SETTLEMENT
  - Waterbody

Microwatershed Base Map (4D4C5T2c) of Ranebennur Taluk, Haveri District  
 Watershed Development Component of Pradhan Mantri Krishi Sinchayee Yojana 2.0



- Legend**
- NWGS DP\_RAIL
  - Road
  - Drainage
  - Microwatershed\_Boundary
  - Village\_Boundary
  - Cadastral\_Boundary
  - SETTLEMENT
  - Waterbody

Microwatershed Base Map (4D4C5T2d) of Ranebennur Taluk, Haveri District  
Watershed Development Component of Pradhan Mantri Krishi Sinchayee Yojana 2.0



**Legend**

- NWGS DP\_RAIL
- Road
- Drainage
- Microwatershed\_Boundary
- Village\_Boundary
- Cadastral\_Boundary
- SETTLEMENT
- Waterbody

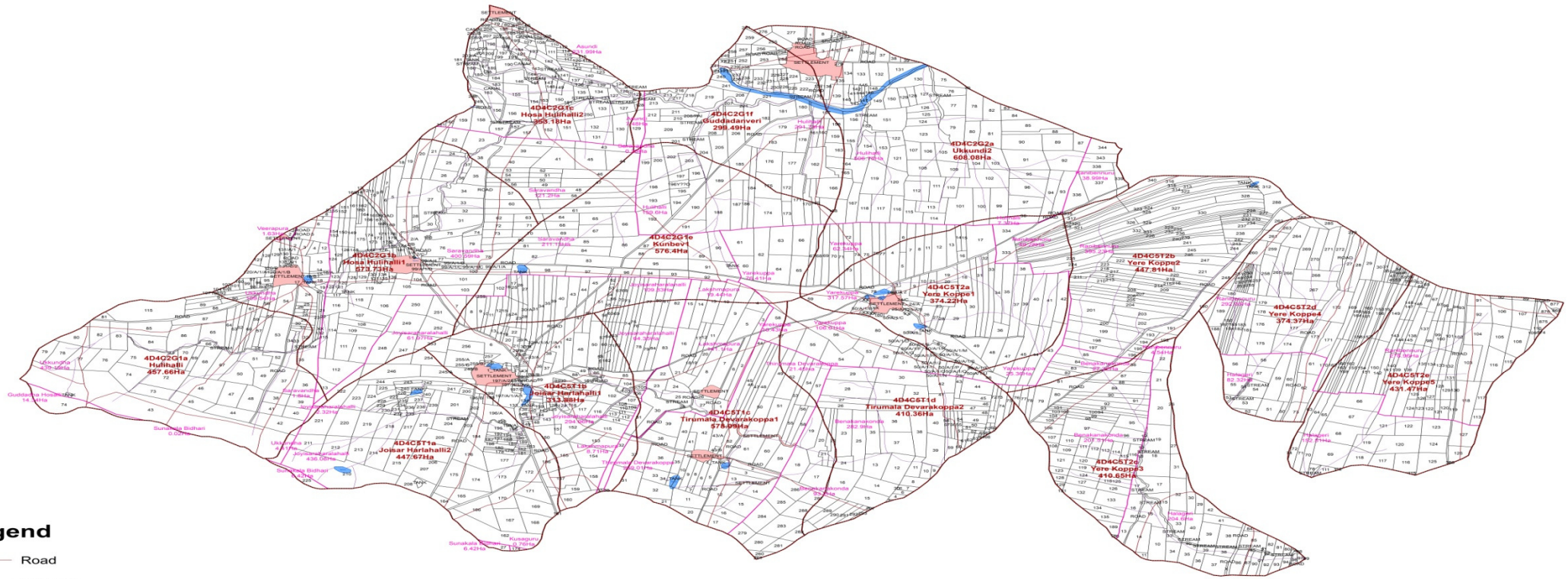
Microwatershed Base Map (4D4C5T2e) of Ranebennur Taluk, Haveri District  
 Watershed Development Component of Pradhan Mantri Krishi Sinchayee Yojana 2.0



- Legend**
- NWGSDP\_RAIL
  - Road
  - Drainage
  - Microwatershed\_Boundary
  - Village\_Boundary
  - Cadastral\_Boundary
  - SETTLEMENT
  - Waterbody



## Microwatershed Base Map of Ranebennur Taluk, Haveri District Watershed Development Component of Pradhan Mantri Krishi Sinchayee Yojana 2.0



- Legend**
- Road
  - Drainage
  - Microwatershed\_Boundary
  - Village\_Boundary
  - Cadastral\_Boundary
  - SETTLEMENT
  - Waterbody

